
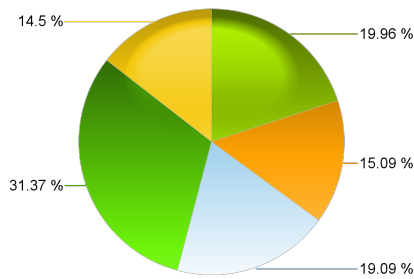


2021-2022 University of Nebraska Medical Center


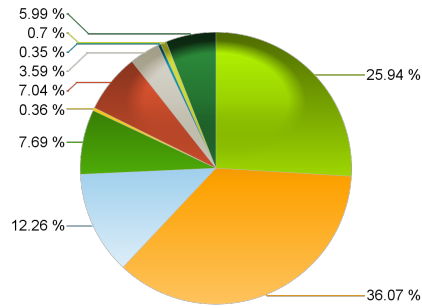
Estimated Revenue by Fund Source

Federal Funds	168,000,000
Revolving Funds	127,000,000
General Funds	160,638,678
Trust Funds	264,000,000
Cash Funds	122,014,880
Total Estimated Funding	841,653,558



Budgeted Expenditures by Spending Category

10 - Instruction	218,356,747
20 - Research	303,610,087
30 - Public Service	103,219,486
40 - Academic Support	64,705,133
50 - Student Services	2,992,120
60 - Institutional Admin	59,276,591
70 - Physical Plant Operations	30,252,257
80 - Student Financial Support	2,952,247
90 - Independent Operations	5,882,021
00 - Other	50,406,869
Total Budgeted Expenditures	841,653,558



Subprogram	10 - Instruction	20 - Research	30 - Public Service	40 - Academic Support	50 - Student Services	60 - Institutional Admin	70 - Physical Plant Operations	80 - Student Financial Support	90 - Independent Operations	00 - Other Non-Expenditures	Sub Program Total
Academic Affairs and Research	1,292,158	118,739	898,556	5,942,462		351,481					8,603,396
Academic Computing Support				153,577		8,410,909					8,564,486
Anatomical Board									0	138,730	138,730
Business and Finance		4,351	115,450		1,463,155	22,247,660	-1,144,445		486,063	7,500	23,179,734
CHRI		3,816,729	583,407			928,906					5,329,042
Clearing Centers										287,671	287,671
College of Allied Health	12,127,274	580,259	46,706	91,363	394,047	19,641					13,259,290
College of Dentistry	11,788,296	302,084	737,328	3,919,759	15,935			6,122			16,769,524
College of Medicine	63,288,336	47,314,011	12,007,540	20,550,575		484,770					143,645,232
College of Medicine Clinical	10,097,823	5,847,919	32,623,400	10,519,232		734,617	224,672				60,047,663
College of Nursing	15,421,288	681,088	143,150	7,298,962		216,390					23,760,878
College of Pharmacy	4,216,112	4,429,735		3,028,873							11,674,720
College of Public Health	8,247,780	3,998,026	2,860,321	664,775		1,442,647					17,213,549
Company Balance Sheets	63,058,613	174,378,587	23,886,460	5,674,572	28,789	2,998,805		2,096,125	697,745	49,862,350	322,682,046
Continuing Studies and Public Services	4,000,000										4,000,000
Dental Clinic	72,998		10,200,000								10,272,998
Eppley Research Institute		9,538,328		214,260						28,464	9,781,052
Executive Administration				7,349		2,089,856					2,097,205
General Expense			144,974			3,881,644			700,228		4,726,846
Graduate Studies and Research	1,283,835	5,666,765	551,205	1,707,987		71,927					9,281,719
Instruction Budget Adjustments	12,212,331					6,272,869					18,485,200
International Programs		67,318				307,141					374,459
McGoogan Health Sciences Library	4,989			4,092,830		0					4,097,819
Munroe-Meyer Institute	2,315,850	1,182,596	17,963,716	33,724		953,373	0				22,449,259
Munroe-Meyer State Support	4,110,545		457,273	474,037							5,041,855
Other Instruction or Research	3,095,190	32,480,000		307,048		966,589					36,848,827
Other Plant Operations & Maintenance							3,839,287				3,839,287
Physical Plant Administration						5,489,444	27,332,743			82,154	32,904,341
Research Initiative		0									0
Rural Health Education Network	1,204,798										1,204,798
Stores/Services									3,997,985		3,997,985
Student Aid								300,000			300,000
Student Services	518,531				1,090,194	1,060,455		550,000			3,219,180
Tobacco Fund Research		11,800,000									11,800,000
UNMC/Eppley Center Cancer Research & Care		1,403,552		23,748		347,467					1,774,767
Total Budgeted Expenditures	218,356,747	303,610,087	103,219,486	64,705,133	2,992,120	59,276,591	30,252,257	2,952,247	5,882,021	50,406,869	841,653,558