
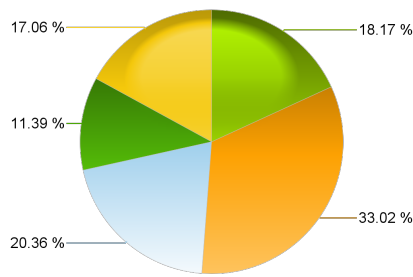


2021-2022 University of Nebraska - Lincoln

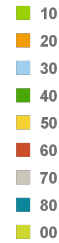
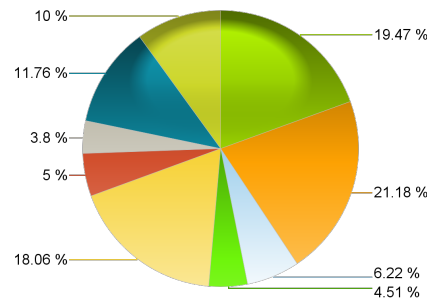
Estimated Revenue by Fund Source

Federal Funds	236,000,000
Revolving Funds	429,000,000
General Funds	264,451,097
Trust Funds	148,000,000
Cash Funds	221,644,317
Total Estimated Funding	1,299,095,414



Budgeted Expenditures by Spending Category

10 - Instruction	252,882,950
20 - Research	275,185,694
30 - Public Service	80,793,772
40 - Academic Support	58,557,553
50 - Student Services	234,571,331
60 - Institutional Admin	64,995,064
70 - Physical Plant Operations	49,414,556
80 - Student Financial Support	152,770,367
00 - Other	129,924,127
Total Budgeted Expenditures	1,299,095,414



Subprogram	10 - Instruction	20 - Research	30 - Public Service	40 - Academic Support	50 - Student Services	60 - Institutional Admin	70 - Physical Plant Operations	80 - Student Financial Support	90 - Independent Operations	00 - Other Non-Expenditures	Sub Program Total
Academic Affairs	12,243,646	55,462	1,860,091	4,788,132	1,101,589	-250,507		319,357			20,117,770
Academic Services & Enrollment Management			695,581	1,668,851	3,539,355	8,199,074					14,102,861
Agency Funds										1,542,543	1,542,543
Agriculture Research Division	100,000	94,217,276	1,229,462				501,000			0	96,047,738
Business and Finance			746,367		410,504	20,458,687	711,201			12,262,662	34,589,421
Center for Transformative Teaching				1,365,907							1,365,907
College of Ag Sciences and Natural Resources	24,841,221	57,767	2,500	2,195,116		115,919					27,212,523
College of Architecture	4,156,408		73,421	1,011,464				2,500			5,243,793
College of Arts and Sciences	58,972,394	5,326,786	3,009,774	11,651,898	98,136						79,058,988
College of Business Administration	30,368,998	638,631	1,090,457	2,855,158							34,953,244
College of Education and Human Sciences	22,076,870	3,047,431	4,468,548	3,432,862							33,025,711
College of Engineering and Technology	35,083,574	2,423,831		5,453,751							42,961,156
College of Fine and Performing Arts	11,366,094		969,030	2,076,963							14,412,087
College of Journalism and Mass Communication	4,638,243	6,140		1,130,893							5,775,276
College of Law	8,094,562	466,016	37,588	1,668,856							10,267,022
Company Balance Sheets	14,284,168	138,578,365	14,119,061	4,974,489	1,507,238	19,029		144,748,510		107,038,292	425,269,152
Cooperative Extension Service	10,862,559	20,000	29,274,356			0					40,156,915
Executive Administration				150,949	606,257	2,798,117					3,555,323
Facilities Mgmt & Planning							44,349,296			9,388,955	53,738,251
General Expense	81,618					14,221,693					14,303,311
IANR International Programs		1,751,973	1,845,897								3,597,870
Innovation Campus			496,718				100,000				596,718
Instruction Budget Adjustments	10,013,670	21,843,488									31,857,158
Intercollegiate Athletics		857,675			145,972,431						146,830,106
International Programs	2,041,738		310,013	411,940							2,763,691
Museums and Art Gallery		68,544	664,913	3,136,308						267,455	4,137,220
Nebraska Forest Service			4,702,962								4,702,962
NE Innovation Campus		242,116									242,116
Other Auxiliary Enterprises			3,971,890	25,000			346,424				4,343,314
Other IANR	53,572	2,565,482	1,729,893	-14,909,407		11,070,999	3,122,168			-575,780	3,056,927
Other Instruction or Research	3,439,550				208,361	500,004					4,147,915
Research	164,065	2,531,841		7,647,468		5,949,412					16,292,786
Student Aid								7,700,000			7,700,000
Student Housing					45,364,436						45,364,436
Student Services			39,121		35,763,024	1,912,637	284,467				37,999,249
Television and Radio			9,407,627								9,407,627
University Libraries		486,870	48,502	17,820,955							18,356,327
Total Budgeted Expenditures	252,882,950	275,185,694	80,793,772	58,557,553	234,571,331	64,995,064	49,414,556	152,770,367		129,924,127	1,299,095,414