
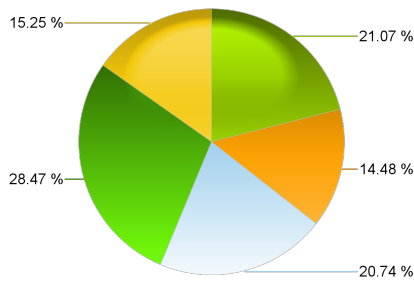


2020-2021 University of Nebraska Medical Center


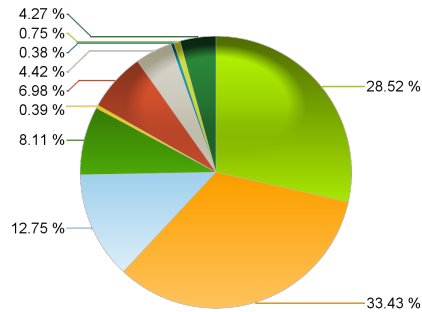
Estimated Revenue by Fund Source

Federal Funds	163,000,000
Revolving Funds	112,000,000
General Funds	160,500,033
Trust Funds	220,250,000
Cash Funds	117,957,554
Total Estimated Funding	773,707,587



Budgeted Expenditures by Spending Category

10 - Instruction	220,660,025
20 - Research	258,677,481
30 - Public Service	98,637,306
40 - Academic Support	62,742,423
50 - Student Services	3,015,931
60 - Institutional Admin	54,001,908
70 - Physical Plant Operations	34,169,531
80 - Student Financial Support	2,946,125
90 - Independent Operations	5,802,263
00 - Other	33,054,594
Total Budgeted Expenditures	773,707,587



Subprogram	10 - Instruction	20 - Research	30 - Public Service	40 - Academic Support	50 - Student Services	60 - Institutional Admin	70 - Physical Plant Operations	80 - Student Financial Support	90 - Independent Operations	00 - Other Non-Expenditures	Sub Program Total
Academic Affairs and Research	1,161,254	148,394	885,607	6,270,964		207,428					8,673,647
Academic Computing Support				153,209		9,309,474					9,462,683
Anatomical Board									0	133,058	133,058
Business and Finance		4,351	37,543		1,469,108	25,138,249	-784,674		483,706	7,500	26,355,783
CHRI		3,769,439	297,095			836,169					4,902,703
Clearing Centers										331,496	331,496
College of Allied Health	11,349,446	587,765		80,867	253,329	35,472					12,306,879
College of Dentistry	11,657,393	322,467	584,899	3,662,513	15,870						16,243,142
College of Medicine	64,880,654	48,230,131	11,676,968	17,770,154		279,210			21,555		142,858,672
College of Medicine Clinical	9,735,446	5,182,955	30,245,686	10,503,417		735,880	520,302				56,923,686
College of Nursing	15,027,198	760,614	148,549	8,076,764		216,021					24,229,146
College of Pharmacy	4,269,120	4,655,262		3,151,137							12,075,519
College of Public Health	8,776,795	3,036,695	2,593,362	582,288		1,060,342					16,049,482
Company Balance Sheets	63,145,023	129,270,553	23,990,352	5,628,657	28,789	2,998,805		2,096,125	697,745	32,535,526	260,391,575
Continuing Studies and Public Services	4,000,000										4,000,000
Dental Clinic	112,286		10,200,000								10,312,286
Eppley Research Institute		9,792,979		30,671						47,014	9,870,664
Executive Administration				7,254		2,085,420					2,092,674
General Expense	75,452		143,122			3,812,481			630,523		4,661,578
Graduate Studies and Research	832,211	5,831,431	174,865	1,884,517		52,647					8,775,671
Instruction Budget Adjustments	12,411,430										12,411,430
International Programs		62,846				304,521					367,367
McGoogan Health Sciences Library	24,070			4,129,810							4,153,880
Munroe-Meyer Institute	4,791,070	2,123,440	17,264,681	27,519		581,893	73,590				24,862,193
Munroe-Meyer State Support	4,314,980		394,577	468,225							5,177,782
Other Instruction or Research	2,488,387	31,675,000		290,779		1,020,105					35,474,271
Other Plant Operations & Maintenance							4,015,807				4,015,807
Physical Plant Administration						4,063,116	30,344,506				34,407,622
Research Initiative		0									0
Rural Health Education Network	1,194,428										1,194,428
Stores/Services									3,968,734		3,968,734
Student Aid								300,000			300,000
Student Services	413,382				1,248,835	970,886		550,000			3,183,103
Tobacco Fund Research		11,800,000									11,800,000
UNMC/Eppley Center Cancer Research & Care		1,423,159		23,678		293,789					1,740,626
Total Budgeted Expenditures	220,660,025	258,677,481	98,637,306	62,742,423	3,015,931	54,001,908	34,169,531	2,946,125	5,802,263	33,054,594	773,707,587