
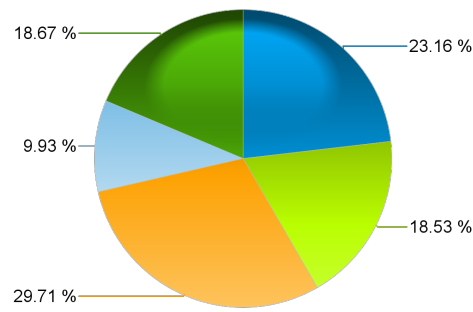


## 2020-2021 University of Nebraska at Kearney

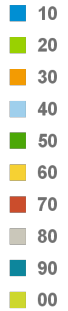
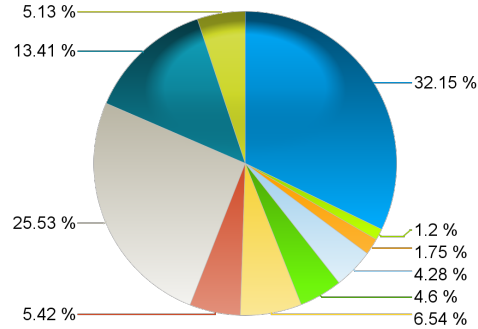
### Estimated Revenue by Fund Source

Federal Funds	35,000,000
Revolving Funds	28,000,000
General Funds	44,904,002
Trust Funds	15,000,000
Cash Funds	28,221,996
<b>Total Estimated Funding</b>	<b>151,125,998</b>



### Budgeted Expenditures by Spending Category

10 - Instruction	48,586,098
20 - Research	1,818,879
30 - Public Service	2,637,577
40 - Academic Support	6,465,206
50 - Student Services	6,951,403
60 - Institutional Admin	9,881,507
70 - Physical Plant Operations	8,195,660
80 - Student Financial Support	38,575,000
90 - Independent Operations	20,268,044
00 - Other	7,746,624
<b>Total Budgeted Expenditures</b>	<b>151,125,998</b>



Subprogram	10 - Instruction	20 - Research	30 - Public Service	40 - Academic Support	50 - Student Services	60 - Institutional Admin	70 - Physical Plant Operations	80 - Student Financial Support	90 - Independent Operations	00 - Other Non-Expenditures	Sub Program Total
Academic Affairs	9,993,244		16,750	515,400	16,561	952,342					11,494,297
Academic Computing Support				400,656					242,406		643,062
Agency Funds								23,290,000			23,290,000
Business and Finance						2,332,538			1,673,790		4,006,328
College of Arts & Sciences	18,618,778	93,153		354,316	83,381						19,149,628
College of Business Administration	8,324,886			374,805	157,047						8,856,738
College of Education	7,122,271		148,721	320,391		25,590					7,616,973
College of Graduate Studies	673,834	422,470		485,116		213,827					1,795,247
College of Natural and Social Sciences		167,593									167,593
Company Balance Sheets										349,773	349,773
Continuing Studies and Public Services	380,784			0							380,784
Executive Administration						790,859					790,859
General Expense						2,219,023	0		6,664,738		8,883,761
Income Activity	1,401,445	1,135,663	570,411	129,900	1,001,251	517,328	17,000	12,380,000	72,000	7,396,851	24,621,849
Intercollegiate Athletics					3,221,277						3,221,277
International Programs	0				569,789	0					569,789
Museums and Art Gallery				325,575							325,575
Other Instruction or Research	478,658		1,901,695	47,623	1,313	114,698					2,543,987
Physical Plant Administration						35,392	8,178,660		3,720,931		11,934,983
Student Affairs	173,864				1,881,169	2,679,910			7,894,179		12,629,122
Student Aid					19,615			2,905,000			2,924,615
Summer Sessions	1,418,334										1,418,334
University Libraries				3,511,424							3,511,424
<b>Total Budgeted Expenditures</b>	<b>48,586,098</b>	<b>1,818,879</b>	<b>2,637,577</b>	<b>6,465,206</b>	<b>6,951,403</b>	<b>9,881,507</b>	<b>8,195,660</b>	<b>38,575,000</b>	<b>20,268,044</b>	<b>7,746,624</b>	<b>151,125,998</b>