
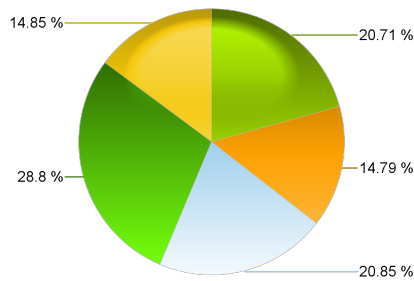


2019-2020 University of Nebraska Medical Center


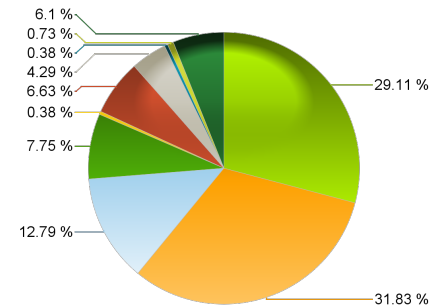
Estimated Revenue by Fund Source

Federal Funds	158,200,000
Revolving Funds	113,000,000
General Funds	159,304,234
Trust Funds	220,000,000
Cash Funds	113,417,087
Total Estimated Funding	763,921,321



Budgeted Expenditures by Spending Category

10 - Instruction	222,358,695
20 - Research	243,193,977
30 - Public Service	97,681,907
40 - Academic Support	59,208,206
50 - Student Services	2,894,776
60 - Institutional Admin	50,665,152
70 - Physical Plant Operations	32,802,648
80 - Student Financial Support	2,937,187
90 - Independent Operations	5,572,057
00 - Other	46,606,716
Total Budgeted Expenditures	763,921,321



Subprogram	10 - Instruction	20 - Research	30 - Public Service	40 - Academic Support	50 - Student Services	60 - Institutional Admin	70 - Physical Plant Operations	80 - Student Financial Support	90 - Independent Operations	00 - Other Non-Expenditures	Sub Program Total
Academic Affairs	727,967	144,551	999,324	6,179,596		68,280					8,119,718
Academic Computing Support				118,951		9,327,766					9,446,717
Anatomical Board									0		0
Business and Finance		4,351	86,074		1,469,040	24,068,401	-1,100,630		476,935	7,500	25,011,671
CHRI		2,472,620				2,013,203					4,485,823
Clearing Centers										207,090	207,090
College of Allied Health	10,556,979	483,221	0	74,109	219,923	34,315					11,368,547
College of Dentistry	11,483,288	323,819	617,018	3,243,399	15,266			4,858			15,687,648
College of Medicine	61,881,393	43,382,621	11,276,142	16,997,687		448,612		55,654	10,849		134,052,958
College of Medicine Clinical	9,414,176	4,909,179	28,679,194	9,448,894		421,831	500,935				53,374,209
College of Nursing	13,978,195	596,780	235,753	7,881,139		212,594					22,904,461
College of Pharmacy	4,249,087	3,976,131		2,422,841							10,648,059
College of Public Health	9,820,064	2,652,281	1,520,938	740,384	0	1,439,837					16,173,504
Company Balance Sheets	69,384,819	128,572,970	23,605,616	5,628,657	28,789	2,998,805		2,096,125	697,745	46,346,904	279,360,430
Continuing Studies and Public Services	5,000,000										5,000,000
Dental Clinic	60,710		8,800,000								8,860,710
Eppley Research Institute		9,643,713		29,529						45,222	9,718,464
Executive Administration		57,018		5,744		2,027,200					2,089,962
General Expense	89,154		84,643			3,851,869			615,101		4,640,767
Graduate College	646,101	4,196,344	26,960	1,657,810		50,642					6,577,857
Instruction Budget Adjustments	16,446,949										16,446,949
International Programs						322,010					322,010
McGoogan Library of Medicine	10,575			4,047,497		14,740					4,072,812
Munroe-Meyer Institute	1,992,249	2,390,792	21,526,013			233,492					26,142,546
Munroe-Meyer State Support	4,320,735		224,232	407,422							4,952,389
Other Instruction or Research	2,235,204	26,275,000		301,752		958,381					29,770,337
Other Plant Operations & Maintenance							4,015,807				4,015,807
Physical Plant Administration						1,056,510	29,386,536				30,443,046
Research Initiative		0									0
Rural Health Education Network	45,491										45,491
Stores/Services									3,771,427		3,771,427
Student Aid								230,550			230,550
Student Services	15,559				1,161,758	861,603		550,000			2,588,920
Tobacco Fund Research		11,800,000									11,800,000
UNMC/Eppley Center Cancer Research & Care		1,312,586		22,795		255,061					1,590,442
Total Budgeted Expenditures	222,358,695	243,193,977	97,681,907	59,208,206	2,894,776	50,665,152	32,802,648	2,937,187	5,572,057	46,606,716	763,921,321