
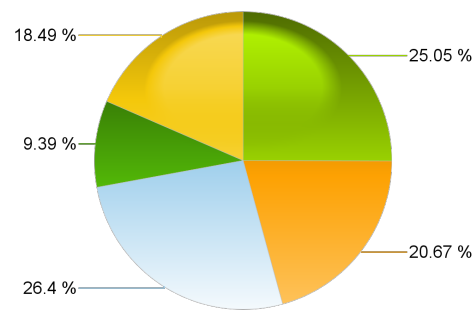


# 2019-2020 University of Nebraska at Kearney

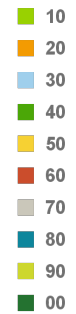
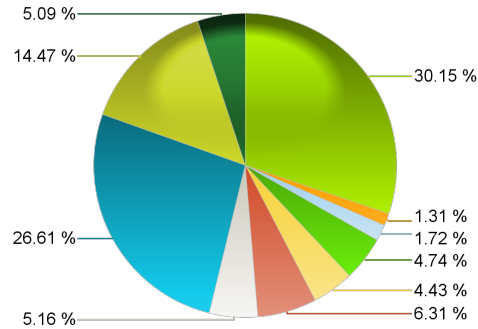
## Estimated Revenue by Fund Source

Federal Funds	40,000,000
Revolving Funds	33,000,000
General Funds	42,160,525
Trust Funds	15,000,000
Cash Funds	29,526,328
<b>Total Estimated Funding</b>	<b>159,686,853</b>



## Budgeted Expenditures by Spending Category

10 - Instruction	48,141,686
20 - Research	2,096,131
30 - Public Service	2,754,250
40 - Academic Support	7,574,572
50 - Student Services	7,080,375
60 - Institutional Admin	10,074,393
70 - Physical Plant Operations	8,234,393
80 - Student Financial Support	42,487,466
90 - Independent Operations	23,113,469
00 - Other	8,130,118
<b>Total Budgeted Expenditures</b>	<b>159,686,853</b>



Subprogram	10 - Instruction	20 - Research	30 - Public Service	40 - Academic Support	50 - Student Services	60 - Institutional Admin	70 - Physical Plant Operations	80 - Student Financial Support	90 - Independent Operations	00 - Other Non-Expenditures	Sub Program Total
Academic Affairs	10,045,844		16,750	595,392	16,561	1,284,818					11,959,365
Academic Computing Support				1,590,006					267,483		1,857,489
Agency Funds								28,000,000			28,000,000
Business and Finance						2,449,572			1,919,640		4,369,212
College of Arts & Sciences	18,267,671	92,037		99,478	83,381						18,542,567
College of Business Administration	8,258,577			148,242	155,393						8,562,212
College of Education	6,805,459		148,967	333,358							7,287,784
College of Fine Arts & Humanities	0										0
College of Graduate Studies	670,214	501,519		426,693		209,308					1,807,734
College of Natural and Social Sciences		181,226	0								181,226
Company Balance Sheets										346,091	346,091
Continuing Studies and Public Services	243,550			297,367							540,917
Executive Administration						778,765					778,765
General Expense						2,057,807	12,000		7,293,342		9,363,149
Income Activity	1,640,501	1,321,349	580,645	129,875	1,004,251	443,475	2,000	12,405,000	72,000	7,784,027	25,383,123
Intercollegiate Athletics					3,166,624						3,166,624
International Programs	0				574,056	0					574,056
Museums and Art Gallery				336,802							336,802
Other Instruction or Research	578,391		2,007,888	85,582	1,313	127,516					2,800,690
Physical Plant Administration						35,392	8,220,393		4,394,242		12,650,027
Student Affairs	231,346				2,059,221	2,687,740			9,166,762		14,145,069
Student Aid					19,575			2,082,466			2,102,041
Summer Sessions	1,400,133										1,400,133
University Libraries				3,531,777							3,531,777
<b>Total Budgeted Expenditures</b>	<b>48,141,686</b>	<b>2,096,131</b>	<b>2,754,250</b>	<b>7,574,572</b>	<b>7,080,375</b>	<b>10,074,393</b>	<b>8,234,393</b>	<b>42,487,466</b>	<b>23,113,469</b>	<b>8,130,118</b>	<b>159,686,853</b>