
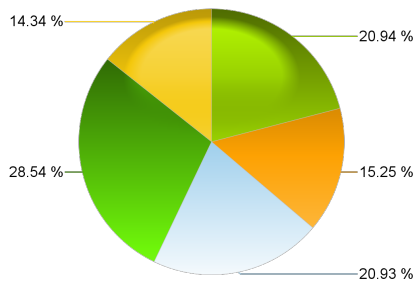


2018-2019 University of Nebraska Medical Center


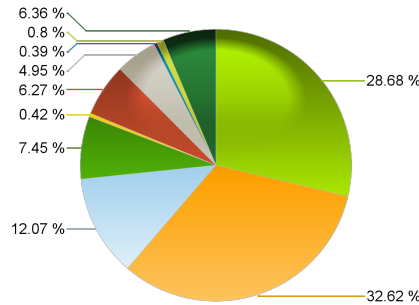
Estimated Revenue by Fund Source

Federal Funds	155,200,000
Revolving Funds	113,000,000
General Funds	155,090,369
Trust Funds	211,500,000
Cash Funds	106,258,488
Total Estimated Funding	741,048,857



Budgeted Expenditures by Spending Category

10 - Instruction	212,517,690
20 - Research	241,708,837
30 - Public Service	89,424,367
40 - Academic Support	55,175,088
50 - Student Services	3,103,061
60 - Institutional Admin	46,458,022
70 - Physical Plant Operations	36,706,349
80 - Student Financial Support	2,875,348
90 - Independent Operations	5,954,123
00 - Other	47,125,972
Total Budgeted Expenditures	741,048,857



Subprogram	10 - Instruction	20 - Research	30 - Public Service	40 - Academic Support	50 - Student Services	60 - Institutional Admin	70 - Physical Plant Operations	80 - Student Financial Support	90 - Independent Operations	00 - Other Non-Expenditures	Sub Program Total
Academic Affairs	432,626	145,744	219	5,444,053		77,934					6,100,576
Academic Computing Support				0		7,758,469	0			0	7,758,469
Anatomical Board									0		0
Business and Finance		4,351	192,150		1,575,074	24,581,849	-741,573		465,557	110,052	26,187,460
Clearing Centers										664,452	664,452
College of Allied Health	10,148,294	428,750	4,570	46,838	278,384						10,906,836
College of Dentistry	11,384,107	956,095	317,289	2,289,226	13,207			4,843			14,964,767
College of Medicine	61,110,648	43,450,248	10,593,914	16,674,219		257,428			19,083	0	132,105,540
College of Medicine Clinical	9,771,157	4,924,113	25,173,563	7,888,022		164,813	505,654				48,427,322
College of Nursing	13,263,933	211,897	146,953	7,932,956		209,797					21,765,536
College of Pharmacy	3,438,480	4,123,138		2,281,515							9,843,133
College of Public Health	8,665,118	2,451,081	1,373,273	534,743	91,626	1,323,218					14,439,059
Company Balance Sheets	69,384,819	130,341,260	23,605,616	5,628,657	28,789	2,998,805		2,096,125	697,745	46,351,468	281,133,284
Continuing Studies and Public Services	5,000,000										5,000,000
Dental Clinic	55,989		8,500,000								8,555,989
Eppley Research Institute		10,182,892	0	185,193							10,368,085
Executive Administration		55,714		5,614		1,893,996					1,955,324
General Expense	87,116		123,899			3,891,978			664,776		4,767,769
Graduate College	564,421	3,741,527	200,737	1,626,849							6,133,534
Instruction Budget Adjustments	10,961,558										10,961,558
International Programs						340,613					340,613
McGoogan Library of Medicine	4,631			4,043,482		0					4,048,113
Munroe-Meyer Institute	1,823,782	2,986,666	18,670,578			22,705					23,503,731
Munroe-Meyer State Support	3,934,882	0	521,606	447,979						0	4,904,467
Other Instruction or Research	2,424,389	24,775,000		123,139		931,960					28,254,488
Other Plant Operations & Maintenance							3,938,493				3,938,493
Physical Plant Administration						1,056,615	33,003,775				34,060,390
Research Initiative		0									0
Rural Health Education Network	45,045										45,045
Stores/Services									4,106,962		4,106,962
Student Aid								224,380			224,380
Student Services	16,695				1,115,981	869,720		550,000			2,552,396
Tobacco Fund Research		11,800,000									11,800,000
UNMC/Eppley Center Cancer Research & Care		1,130,361		22,603		78,122					1,231,086
Total Budgeted Expenditures	212,517,690	241,708,837	89,424,367	55,175,088	3,103,061	46,458,022	36,706,349	2,875,348	5,954,123	47,125,972	741,048,857