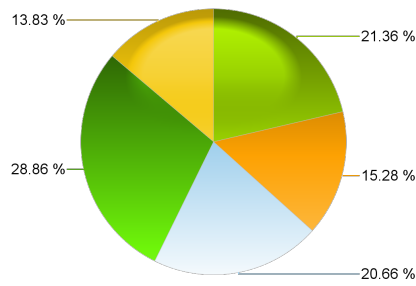


**2017-2018 University of Nebraska Medical Center**


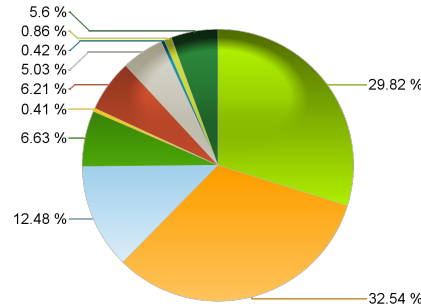
**Estimated Revenue by Fund Source**

Federal Funds	156,500,000
Revolving Funds	112,000,000
General Funds	151,401,170
Trust Funds	211,500,000
Cash Funds	101,366,332
<b>Total Estimated Funding</b>	<b>732,767,502</b>



**Budgeted Expenditures by Spending Category**

10 - Instruction	218,509,028
20 - Research	238,431,795
30 - Public Service	91,482,956
40 - Academic Support	48,581,752
50 - Student Services	2,990,986
60 - Institutional Admin	45,487,524
70 - Physical Plant Operations	36,832,537
80 - Student Financial Support	3,064,886
90 - Independent Operations	6,335,581
00 - Other	41,050,457
<b>Total Budgeted Expenditures</b>	<b>732,767,502</b>



Subprogram	10 - Instruction	20 - Research	30 - Public Service	40 - Academic Support	50 - Student Services	60 - Institutional Admin	70 - Physical Plant Operations	80 - Student Financial Support	90 - Independent Operations	00 - Other Non-Expenditures	Sub Program Total
Academic Affairs	419,998	148,756	215	3,839,604		85,254					4,493,827
Academic Computing Support				2,106,164		9,485,896	316,218			3,598,394	15,506,632
Business and Finance		4,351	194,385		1,572,131	22,890,570	-884,480		404,717	111,663	24,293,337
Clearing Centers										552,687	552,687
College of Allied Health	10,031,986	410,411	4,570	40,297	279,150						10,766,414
College of Dentistry	11,045,826	878,131	231,096	2,100,581	7,830			4,761			14,268,225
College of Medicine	63,727,778	38,745,604	10,499,588	13,389,159		122,712			25,196		126,510,037
College of Medicine Clinical	10,237,810	4,910,536	24,771,822	4,830,136			142,261				44,892,565
College of Nursing	13,064,471	172,427	189,412	8,040,663		296,271					21,763,244
College of Pharmacy	3,534,838	4,867,395	171,299	2,037,608							10,611,140
College of Public Health	9,600,341	1,821,252	1,450,670	529,207	89,943	403,796					13,895,209
Company Balance Sheets	73,051,741	135,469,720	25,178,563	5,628,657	28,789	2,998,805		2,096,125	697,745	36,787,713	281,937,858
Continuing Studies and Public Services	5,000,000										5,000,000
Dental Clinic	50,097		7,660,000								7,710,097
Eppley Research Institute		8,476,312	16,292	124,936							8,617,540
Executive Administration		53,828		5,411		1,853,295					1,912,534
General Expense			119,706			4,012,424			857,628		4,989,758
Graduate College	205,559	4,309,779	32,114	1,593,852							6,141,304
Instruction Budget Adjustments	10,282,384										10,282,384
International Programs						334,736					334,736
McGoogan Library of Medicine	4,526			4,126,161		28,645					4,159,332
Munroe-Meyer Institute	2,186,543	2,430,310	20,370,529	23,146							25,010,528
Munroe-Meyer State Support	3,800,044		592,695								4,392,739
Other Instruction or Research	2,180,723	22,775,000		143,950		816,586					25,916,259
Other Plant Operations & Maintenance							3,599,655				3,599,655
Physical Plant Administration						920,379	33,658,883				34,579,262
Research Initiative		0									0
Rural Health Education Network	44,710										44,710
Stores/Services									4,350,295		4,350,295
Student Aid								414,000			414,000
Student Services	39,653				1,013,143	1,103,084		550,000			2,705,880
Tobacco Fund Research		11,800,000									11,800,000
UNMC/Eppley Center Cancer Research & Care		1,157,983		22,220		135,111					1,315,314
<b>Total Budgeted Expenditures</b>	<b>218,509,028</b>	<b>238,431,795</b>	<b>91,482,956</b>	<b>48,581,752</b>	<b>2,990,986</b>	<b>45,487,524</b>	<b>36,832,537</b>	<b>3,064,886</b>	<b>6,335,581</b>	<b>41,050,457</b>	<b>732,767,502</b>