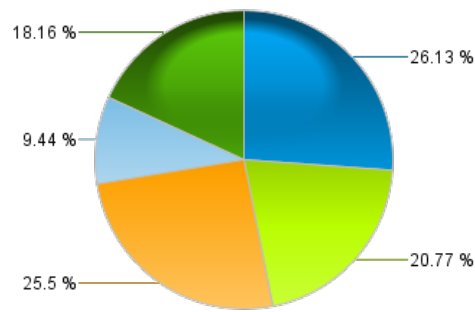


# 2016-2017 University of Nebraska at Kearney


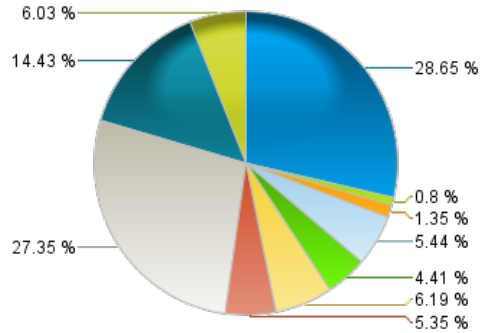
## Estimated Revenue by Fund Source

Federal Funds	41,500,000
Revolving Funds	33,000,000
General Funds	40,499,221
Trust Funds	15,000,000
Cash Funds	28,849,965
<b>Total Estimated Funding</b>	<b>158,849,186</b>



## Budgeted Expenditures by Spending Category

10 - Instruction	45,507,135
20 - Research	1,278,554
30 - Public Service	2,146,324
40 - Academic Support	8,641,680
50 - Student Services	7,004,894
60 - Institutional Admin	9,830,291
70 - Physical Plant Operations	8,493,636
80 - Student Financial Support	43,452,048
90 - Independent Operations	22,917,668
00 - Other	9,576,956
<b>Total Budgeted Expenditures</b>	<b>158,849,186</b>



Subprogram	10 - Instruction	20 - Research	30 - Public Service	40 - Academic Support	50 - Student Services	60 - Institutional Admin	70 - Physical Plant Operations	80 - Student Financial Support	90 - Independent Operations	00 - Other Non-Expenditures	Sub Program Total
Academic Affairs	7,298,094		16,750	455,440	16,561	596,536					8,383,381
Academic Computing Support				2,431,929		504,410			268,867	300,000	3,505,206
Agency Funds								29,000,000			29,000,000
Business and Finance						2,769,001			1,865,734		4,634,735
College of Business Administration	7,547,473			345,453							7,892,926
College of Education	6,891,181		137,079	448,975							7,477,235
College of Fine Arts & Humanities	7,897,608			289,567	81,387						8,268,562
College of Graduate Studies	635,883	468,735		373,774		200,350					1,678,742
College of Natural and Social Sciences	10,848,573		5,758	396,963							11,251,294
Company Balance Sheets										328,707	328,707
Continuing Studies and Public Services	266,164			274,015							540,179
Executive Administration						850,001			45,229		895,230
General Expense						1,523,667	680,302		6,909,023		9,112,992
Income Activity	2,113,070	809,819	910,636	49,294	1,184,725	524,333	7,500	12,863,048	58,694	8,948,249	27,469,368
Intercollegiate Athletics					3,219,595						3,219,595
International Programs					498,970						498,970
Museums and Art Gallery				246,033		43,145					289,178
Other Instruction and Research	561,607		1,073,083	88,293	1,313	267,232					1,991,528
Physical Plant Administration						66,001	7,805,834		3,952,302		11,824,137
Student Affairs			3,018		1,983,617	2,485,615			9,817,819		14,290,069
Student Aid					18,726			1,589,000			1,607,726
Summer Sessions	1,447,482										1,447,482
University Libraries				3,241,944							3,241,944
<b>Total Budgeted Expenditures</b>	<b>45,507,135</b>	<b>1,278,554</b>	<b>2,146,324</b>	<b>8,641,680</b>	<b>7,004,894</b>	<b>9,830,291</b>	<b>8,493,636</b>	<b>43,452,048</b>	<b>22,917,668</b>	<b>9,576,956</b>	<b>158,849,186</b>