
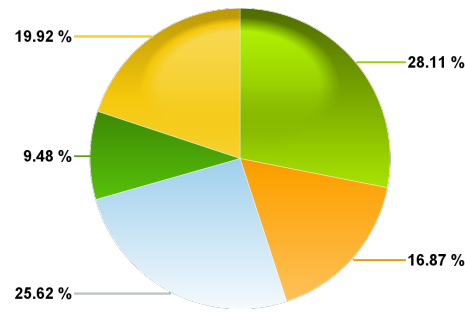


# 2014-2015 University of Nebraska at Kearney

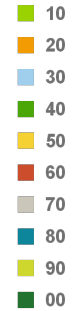
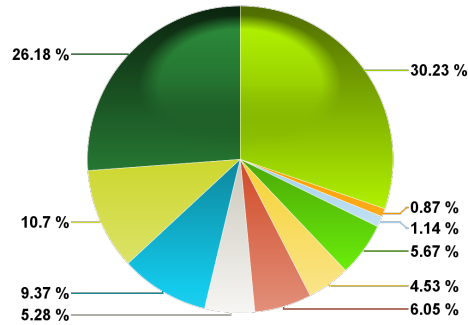
## Estimated Revenue by Fund Source

Federal Funds	41,500,000
Revolving Funds	24,900,000
General Funds	37,825,894
Trust Funds	14,000,000
Cash Funds	29,411,636
<b>Total Estimated Funding</b>	<b>147,637,530</b>



## Budgeted Expenditures by Spending Category

10 - Instruction	44,624,255
20 - Research	1,277,995
30 - Public Service	1,678,598
40 - Academic Support	8,366,601
50 - Student Services	6,689,332
60 - Institutional Admin	8,928,874
70 - Physical Plant Operations	7,795,764
80 - Student Financial Support	13,831,479
90 - Independent Operations	15,800,083
00 - Other	38,644,549
<b>Total Budgeted Expenditures</b>	<b>147,637,530</b>



Subprogram	10 - Instruction	20 - Research	30 - Public Service	40 - Academic Support	50 - Student Services	60 - Institutional Admin	70 - Physical Plant Operations	80 - Student Financial Support	90 - Independent Operations	00 - Other Non-Expenditures	Sub Program Total
Academic Affairs	7,981,503		16,750	455,440	16,561	545,619					9,015,873
Academic Computing Support				2,388,117		475,502			101,650	300,000	3,265,269
Agency Funds										29,120,000	29,120,000
Business and Finance						2,638,321			1,651,436		4,289,757
College of Business Administration	7,186,519			319,999							7,506,518
College of Education	6,617,991		120,758	459,976							7,198,725
College of Fine Arts & Humanities	7,663,052			282,679	79,508						8,025,239
College of Graduate Studies	606,786	464,439		353,613		180,063					1,604,901
College of Natural and Social Sciences	10,215,759	0	7,270	374,822							10,597,851
Company Balance Sheets										276,300	276,300
Continuing Studies and Public Services	255,408			250,110							505,518
Executive Administration						723,559					723,559
General Expense						1,528,805	683,302		294,579		2,506,686
Income Activity	2,140,605	813,556	404,931	48,887	1,085,725	523,789	7,500	12,321,283	57,335	8,948,249	26,351,860
Intercollegiate Athletics					3,231,072						3,231,072
International Programs	0				441,208	4,500					445,708
Museums and Art Gallery				213,938		35,976					249,914
Other Instruction and Research	574,368	0	1,070,358	83,052	1,313	239,091					1,968,182
Physical Plant Administration						65,249	7,104,962		3,723,871		10,894,082
Student Affairs			58,531		1,816,255	1,968,400			9,971,212		13,814,398
Student Aid					17,690			1,510,196			1,527,886
Summer Sessions	1,382,264										1,382,264
University Libraries				3,135,968							3,135,968
<b>Total Budgeted Expenditures</b>	<b>44,624,255</b>	<b>1,277,995</b>	<b>1,678,598</b>	<b>8,366,601</b>	<b>6,689,332</b>	<b>8,928,874</b>	<b>7,795,764</b>	<b>13,831,479</b>	<b>15,800,083</b>	<b>38,644,549</b>	<b>147,637,530</b>