

**Fiscal Year 2014-2015**

---

**General Operating Budget**

---

UNIVERSITY OF  
**Nebraska**



University of Nebraska  
General Operating Budget  
Fiscal Year 2014-2015

As of July 1, 2014

*(This page left blank intentionally)*

# University of Nebraska FY 2014-2015 General Operating Budget

## Table of Contents

<b>Preface</b>	Funding Categories .....	1
	Campus Abbreviations .....	2
	Cost Centers and WBS Elements .....	2
	Cost Center Description .....	2
	WBS Element Description .....	3
<b>Chapter 1.</b>	FY 2014 Operating Budget Highlights .....	5
	Board of Regents Agenda Item – University Operating Budget & Tuition Rates .....	7
	Board of Regents Agenda Item – NCTA Operating Budget & Tuition Rates .....	20
	Definitions and Amount of Funds .....	26
<b>Chapter 2.</b>	Summary of Expenditures and Revenues by campus .....	
<b>Chapter 3.</b>	Summary of Employee FTE by campus .....	29
	UNL .....	30
	NCTA .....	33
	UNMC .....	34
	UNO .....	37
	UNK .....	39
	UNCA .....	41
<b>Chapter 4.</b>	Summary of Enrollment by campus .....	42
	Headcount .....	42
	Student Credit Hours .....	44
<b>Chapter 5.</b>	Legislative Bills .....	46
	LB 254 .....	47
	LB 546 .....	50
	LB 740 .....	55
	LB 901 .....	56
	LB 901A .....	58
	LB 905 .....	60
	LB 907 .....	92
	LB 907A .....	102
<b>Chapter 6.</b>	Cost Objects / State Programs and Subprograms .....	103
	Cost Objects / State Programs .....	103
	Subprograms .....	104
<b>Chapter 7.</b>	Capital Construction Project Funding .....	107

# University of Nebraska FY 2014-2015 General Operating Budget

## Table of Contents

### University and Sub-program Dollar Summaries

University of Nebraska in Total

Budgeted Expenditures – University of Nebraska Including NCTA.....	108
Budgeted Revenues – University of Nebraska Including NCTA .....	109
 Budgeted Expenditures – University of Nebraska Excluding NCTA.....	 111
Budgeted Revenues – University of Nebraska Excluding NCTA .....	112

University of Nebraska-Lincoln (UNL)

Budgeted Expenditures – UNL Including IANR.....	114
Budgeted Revenues – UNL Including IANR .....	115
 Budgeted Expenditures – UNL Excluding IANR and NCTA .....	 117
Budgeted Revenues – UNL Excluding IANR and NCTA.....	118

Sub-program Number and Description

01	Academic Affairs .....	119
02	College of Architecture.....	120
05	College of Arts and Sciences .....	121
06	College of Business Administration .....	122
07	College of Fine and Performing Arts.....	123
11	College of Engineering and Technology .....	124
12	Research .....	125
14	College of Journalism and Mass Communication .....	126
15	College of Law.....	127
16	University Libraries .....	128
17	College of Education and Human Sciences .....	129
20	Academic Services & Enrollment Management .....	130
21	Summer Sessions .....	131
22	Other Instruction or Research .....	132
23	Student Aid .....	133
24	International Programs.....	134
25	Instruction Budget Adjustments .....	135
27	Television and Radio .....	136
28	Museums and Art Gallery .....	137
29	Information Services.....	138
30	Extended Education .....	139
33	Facilities Management and Planning .....	140
34	Innovation Campus .....	141
41	Executive Administration .....	142
42	Student Services.....	143
43	Business and Finance.....	144
44	General Expense .....	145
74	Agency Funds .....	146
75	Student Housing.....	147
77	Intercollegiate Athletics .....	148
79	Other Auxiliary Enterprises .....	149

98	Company Balance Sheets.....	150
<u>UNL Institute of Agriculture and Natural Resources (IANR)</u>		
	Budgeted Expenditures – IANR .....	151
	Budgeted Revenues – IANR .....	152
<u>Sub-program Number and Description</u>		
61	College of Agriculture Sciences and Natural Resources .....	153
62	Agriculture Research Division.....	154
63	Cooperative Extension Service .....	155
65	Nebraska Forest Service .....	156
66	Other IANR.....	157
68	IANR International Programs .....	158
74	Agency Funds .....	159
98	Company Balance Sheets.....	160
<u>Nebraska College of Technical Agriculture (NCTA)</u>		
	Budgeted Expenditures – NCTA .....	161
	Budgeted Revenues – NCTA.....	162
<u>Sub-program Number and Description</u>		
67	Nebraska College of Technical Agriculture.....	163

# University of Nebraska FY 2014-2015 General Operating Budget

## Table of Contents

### University and Sub-program Dollar Summaries (continued)

#### University of Nebraska Medical Center (UNMC)

Budgeted Expenditures – UNMC .....	164
Budgeted Revenues – UNMC.....	165

#### Sub-program Number and Description

01	Academic Affairs .....	166
04	School of Allied Health .....	167
09	College of Dentistry .....	168
12	Graduate College .....	169
16	McGoogan Library of Medicine .....	170
18	College of Nursing .....	171
19	Eppley Research Institute .....	172
20	College of Pharmacy .....	173
22	Other Instruction or Research .....	174
23	Student Aid .....	175
24	International Programs .....	176
25	Instruction Budget Adjustments .....	177
26	Continuing Studies and Public Services .....	178
29	Academic Computing Support.....	179
30	Rural Health Education Network.....	180
33	Physical Plant Administration.....	181
38	Other Plant Operations and Maintenance .....	182
41	Executive Administration .....	183
42	Student Services.....	184
43	Business and Finance.....	185
44	General Expense .....	186
51	College of Medicine.....	187
52	College of Medicine.....	188
53	College of Medicine.....	189
54	College of Public Health.....	190
55	Munroe-Meyer Institute .....	191
56	Dental Clinic .....	192
57	Tobacco Fund Research.....	193
82	Munroe-Meyer State Support .....	194
83	College of Medicine Clinical.....	195
84	College of Medicine Clinical .....	196
96	Stores / Services.....	197
97	Clearing Centers .....	198
98	Company Balance Sheets.....	199

# University of Nebraska FY 2014-2015 General Operating Budget

## Table of Contents

### University and Sub-program Dollar Summaries (continued)

University of Nebraska at Omaha (UNO)

Budgeted Expenditures – UNO .....	200
Budgeted Revenues – UNO .....	201

Sub-program Number and Description

01	Academic Affairs .....	203
03	College of Public Affairs and Community Services .....	204
05	College of Arts and Sciences .....	205
06	College of Business Administration .....	206
07	College of Communications, Fine Arts, and Media.....	207
08	College of Information Science and Technology .....	208
10	College of Education .....	209
12	Graduate Studies and Research.....	210
16	University Libraries .....	211
21	Summer Sessions .....	212
22	Other Instruction or Research .....	213
23	Student Aid .....	214
24	International Programs.....	215
26	Continuing Studies and Public Services .....	216
29	Academic Computing Support.....	217
33	Physical Plant Administration.....	218
41	Executive Administration .....	219
42	Student Services.....	220
43	Business and Finance.....	221
44	General Expense .....	222
46	Peter Keiwit Institute .....	223
75	Student Housing.....	224
77	Intercollegiate Athletics .....	225
78	Arena .....	226
98	Company Balance Sheets.....	227
99	Income Activity .....	228



# University of Nebraska FY 2014-2015 General Operating Budget

## Table of Contents

### University and Sub-program Dollar Summaries (continued)

#### University of Nebraska at Kearney (UNK)

Budgeted Expenditures – UNK .....	229
Budgeted Revenues – UNK .....	230

#### Sub-program Number and Description

01	Academic Affairs .....	231
05	College of Natural and Social Sciences .....	232
06	College of Business Administration .....	233
07	College of Fine Arts and Humanities.....	234
10	College of Education .....	235
12	College of Graduate Studies .....	236
16	University Libraries .....	237
21	Summer Sessions .....	238
22	Other Instruction and Research.....	239
23	Student Aid .....	240
24	International Programs.....	241
26	Continuing Studies and Public Service.....	242
28	Museums and Art Gallery .....	243
29	Academic Computing Support.....	244
33	Physical Plant Administration.....	245
41	Executive Administration .....	246
42	Student Affairs .....	247
43	Business and Finance.....	248
44	General Expense .....	249
74	Agency Funds .....	250
77	Intercollegiate Athletics .....	251
98	Company Balance Sheets.....	252
99	Income Activity .....	253

# University of Nebraska FY 2014-2015 General Operating Budget

## Table of Contents

### University and Sub-program Dollar Summaries (continued)

#### University of Nebraska Central Administration (UNCA)

Budgeted Expenditures – UNCA .....	254
Budgeted Revenues – UNCA .....	255

#### Sub-program Number and Description

23	Student Aid (Optometry Contracts) .....	256
30	Distance Education .....	257
31	EPSCoR .....	258
32	Research Initiative .....	259
33	Facilities Management and Planning.....	260
41	System Administration.....	261
42	Nebraska Student Information System .....	262
44	Computing Services Network.....	263
46	General Administration.....	264
97	Clearing Centers .....	265

# University of Nebraska FY 2014-2015 General Operating Budget

## Table of Contents

### Cost Center / WBS Element Listing by Sub-program

#### University of Nebraska-Lincoln (UNL)

##### Sub-program Number and Description

01	Academic Affairs .....	266
02	College of Architecture.....	268
05	College of Arts and Sciences .....	269
06	College of Business Administration .....	274
07	College of Fine and Performing Arts.....	276
11	College of Engineering and Technology .....	277
12	Research.....	279
14	College of Journalism and Mass Communication .....	280
15	College of Law.....	281
16	University Libraries .....	282
17	College of Education and Human Sciences .....	283
20	Academic Services & Enrollment Management .....	286
21	Summer Sessions .....	286
22	Other Instruction or Research .....	286
23	Student Aid .....	286
24	International Programs.....	287
25	Instruction Budget Adjustments .....	287
27	Television and Radio .....	287
28	Museums and Art Gallery .....	288
29	Information Services.....	289
30	Extended Education .....	290
32	Nebraska Research Initiative .....	290
33	Facilities Management and Planning .....	291
34	Innovation Campus .....	292
41	Executive Administration .....	292
42	Student Services.....	292
43	Business and Finance.....	295
44	General Expense .....	297
57	Tobacco Fund Research.....	298
74	Agency Funds .....	298
75	Student Housing.....	298
77	Intercollegiate Athletics .....	299
79	Other Auxiliary Enterprises .....	301
98	Company Balance Sheets.....	301

# University of Nebraska FY 2014-2015 General Operating Budget

## Table of Contents

### Cost Center / WBS Element Listing by Sub-program (continued)

#### UNL Institute of Agriculture and Natural Resources (IANR)

##### Sub-program Number and Description

61	College of Agriculture Sciences and Natural Resources .....	303
62	Agriculture Research Division.....	305
63	Cooperative Extension Service .....	313
65	Nebraska Forest Service .....	318
66	Other IANR.....	319
68	IANR International Programs .....	320
74	Agency Funds .....	321
98	Company Balance Sheets.....	321

#### Nebraska College of Technical Agriculture (NCTA)

##### Sub-program Number and Description

67	Nebraska College of Technical Agriculture .....	322
----	---	-----

# University of Nebraska FY 2014-2015 General Operating Budget

## Table of Contents

### Cost Center / WBS Element Listing by Sub-program (continued)

#### University of Nebraska Medical Center (UNMC)

##### Sub-program Number and Description

01	Academic Affairs .....	324
04	School of Allied Health .....	324
09	College of Dentistry .....	327
12	Graduate College .....	328
16	McGoogan Library of Medicine .....	329
18	College of Nursing .....	330
19	Eppley Research Institute .....	332
20	College of Pharmacy .....	336
22	Other Instruction or Research .....	338
23	Student Aid .....	339
24	International Programs .....	339
25	Instruction Budget Adjustments .....	339
26	Continuing Studies and Public Services .....	339
29	Academic Computing Support .....	340
30	Rural Health Education Network .....	341
32	Research Initiative .....	341
33	Physical Plant Administration .....	342
38	Other Plant Operations and Maintenance .....	343
41	Executive Administration .....	343
42	Student Services .....	344
43	Business and Finance .....	345
44	General Expense .....	347
51	College of Medicine .....	348
52	College of Medicine .....	355
53	College of Medicine .....	361
54	College of Public Health .....	368
55	Munroe-Meyer Institute .....	371
56	Dental Clinic .....	375
57	Tobacco Fund Research .....	375
71	UNMC / Eppley Center Cancer Research and Care .....	380
81	Primary Care Joint Venture .....	381
82	Munroe-Meyer State Support .....	381
83	College of Medicine Clinical .....	382
84	College of Medicine Clinical .....	384
96	Stores / Services .....	386
97	Clearing Centers .....	386
98	Company Balance Sheets .....	386

# University of Nebraska FY 2014-2015 General Operating Budget

## Table of Contents

### Cost Center / WBS Element Listing by Sub-program (continued)

#### University of Nebraska at Omaha (UNO)

##### Sub-program Number and Description

01	Academic Affairs .....	388
03	College of Public Affairs and Community Services .....	389
05	College of Arts and Sciences .....	390
06	College of Business Administration .....	392
07	College of Communication, Fine Arts, and Media .....	393
08	College of Information Science and Technology .....	394
10	College of Education .....	395
12	Graduate Studies and Research .....	396
16	University Libraries .....	397
21	Summer Sessions .....	397
22	Other Instruction or Research .....	397
23	Student Aid .....	398
24	International Programs .....	399
26	Continuing Studies .....	399
29	Information Services .....	400
33	Physical Plant Administration .....	400
41	Executive Administration .....	401
42	Student Services .....	401
43	Business and Finance .....	403
44	General Expense .....	404
46	Peter Kiewit Institute .....	405
75	Student Housing .....	405
77	Intercollegiate Athletics .....	405
78	Arena .....	406
98	Company Balance Sheets .....	407
99	Income Activity .....	407

# University of Nebraska FY 2014-2015 General Operating Budget

## Table of Contents

### Cost Center / WBS Element Listing by Sub-program (continued)

#### University of Nebraska at Kearney (UNK)

##### Sub-program Number and Description

01	Academic Affairs .....	409
05	College of Natural and Social Sciences .....	409
06	College of Business Administration .....	411
07	College of Fine Arts and Humanities.....	411
10	College of Education .....	412
12	College of Graduate Studies .....	413
16	University Libraries .....	414
21	Summer Sessions .....	414
22	Other Instruction and Research.....	414
23	Student Aid .....	415
24	International Programs.....	416
26	Continuing Studies and Public Services .....	416
28	Museums and Art Gallery .....	416
29	Academic Computing Support.....	417
33	Physical Plant Administration.....	417
41	Executive Administration .....	418
42	Student Affairs .....	418
43	Business and Finance.....	420
44	General Expense .....	421
74	Agency Funds .....	422
77	Intercollegiate Athletics .....	423
98	Company Balance Sheets.....	424
99	Income Activity .....	424

# University of Nebraska FY 2014-2015 General Operating Budget

## Table of Contents

### Cost Center / WBS Element Listing by Sub-program (continued)

#### University of Nebraska Central Administration (UNCA)

##### Sub-program Number and Description

23	Student Aid .....	426
30	Distance Education .....	426
31	EPSCoR .....	426
32	Research Initiative .....	426
33	Facilities Management and Planning .....	427
41	System Administration.....	427
42	Nebraska Student Information System .....	428
46	General Administration.....	428
97	Clearing Centers .....	429
44	Computing Services Network (CSN).....	430



*Preface*

**FUNDING CATEGORIES**

The University of Nebraska’s operating budget is supported from a variety of funding sources, which have been categorized as unrestricted, designated, or restricted. The unrestricted budget supports the instruction, research and public service missions of the University of Nebraska; the designated and restricted budget includes grants, contracts, auxiliary operations and other funds classified for a specific use by University policy or practice.

The data presented in this document segregates the budgets by funding source in the following manner:

<u>Unrestricted</u>	<u>Designated and/or Restricted</u>					
<u>State and</u>						
<u>University</u>				<u>Auxiliaries</u>		
<u>Generated</u>	<u>Cash</u>	<u>Revolving</u>	<u>Federal</u>	<u>and Services</u>	<u>Trust</u>	<u>Total</u>

**Unrestricted**

**State- and University-Generated**

The Unrestricted Budget (also referred to as the State-Aided budget) supports the instruction, research and public service missions of the University of Nebraska and is funded from state appropriations, university-generated cash funds and federal funds.

University-generated cash funds include tuition, some student fees (application, registration, late payment, graduation processing), investment income and a small amount of other miscellaneous cash revenues.

Federal funds that support the Unrestricted budget are those specifically identified in the Hatch and Smith-Lever Acts for activities at the Institute of Agriculture and Natural Resources (IANR). The Hatch Act supports Research activity on a project-by-project basis and includes such things as swine breeding and beef physiology. The Smith Lever Act supports Public Service activity, such as extension educators.

**Designated and/or Restricted**

**Cash**

Designated cash includes cash generated from patient service activities at the University of Nebraska Medical Center, campus research facility and administrative cost recoveries, and research funding from the Tobacco Settlement Fund.

**Revolving**

Revolving revenue is generated from activities incidental to instruction, research, and public service. Examples include class and laboratory fees, proceeds from the sale of grain or livestock related to research activities, product consulting fees, video sales to students, clinics and workshops proceeds, athletic seminar fees, testing services fees, and revenue from music/theater productions.

### Federal

Federal budgets include federal grants and contracts and student aid programs supported from federal funds.

### Auxiliaries and Services

An auxiliary enterprise is an entity that exists to furnish goods and services to students, faculty, or staff and charge a fee directly related to its operations. Auxiliary enterprises include residence halls, food service, student unions, bookstores, etc.

### Trust

The budgets supported by trust funds relate directly to nonfederal grants or contracts, nonfederal student aid programs, maintenance of student loan programs, endowment funds, and agency funds.

## **CAMPUS ABBREVIATIONS:**

UNL	University of Nebraska-Lincoln
IANR	Institute of Agriculture and Natural Resources
NCTA	Nebraska College of Technical Agriculture
UNMC	University of Nebraska Medical Center
UNO	University of Nebraska at Omaha
UNK	University of Nebraska at Kearney
UNCA	University of Nebraska Central Administration

Unless specified otherwise, UNL includes IANR

## **COST CENTERS and WBS ELEMENTS**

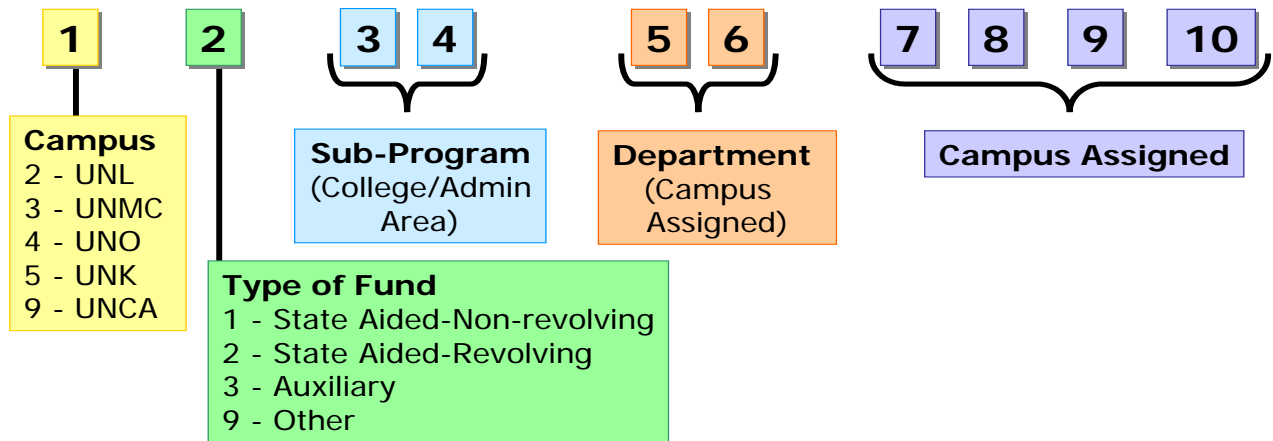
Cost centers and WBS Elements are used by the University to plan, gather, and track costs for University units and/or departments. A brief description of their structure follows:

### **Cost Center**

A ten-digit number used to plan, gather, and track costs for a University unit or department for State Aided (revolving and non-revolving), auxiliary, and other fund types. Within a department, multiple cost centers may be set up to further break down expenses by project or activity.

### **Structure**

Visual recognition has been built into the numbering structure. The first number represents the campus and the second number represents the fund type. The third and fourth digits represent the college or administrative area, and the fifth and sixth digits represent the department. The remaining digits represent the further breakdown of the cost center as necessary for reporting.

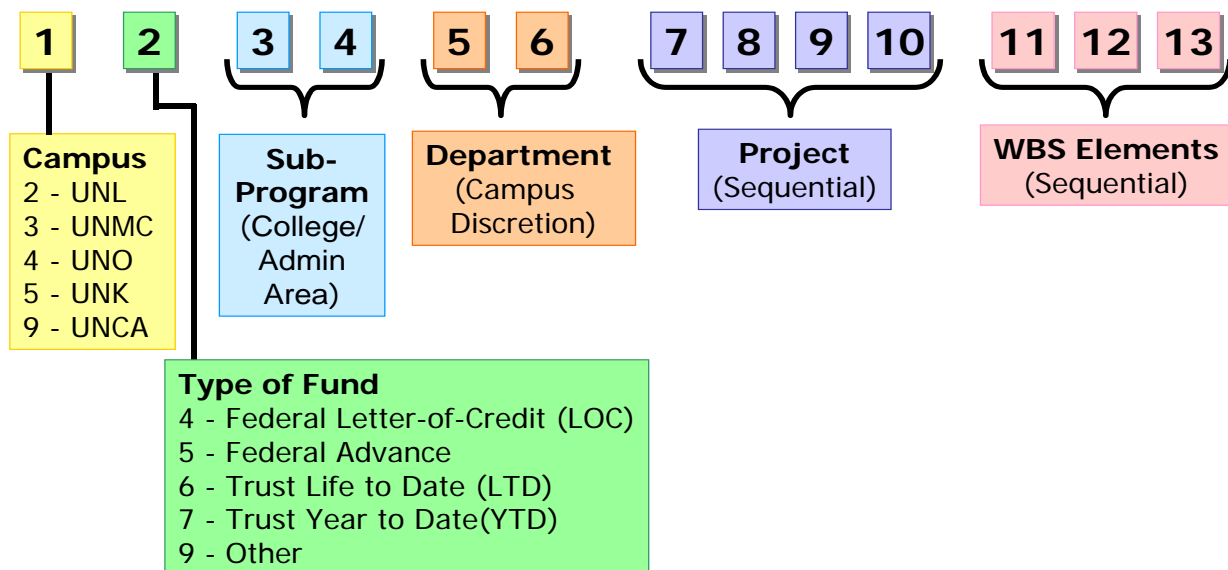


### WBS Elements

A thirteen-digit number used to track costs and define the accounting structure within a project. A project can have multiple WBS elements, which can be used to segregate or breakdown the project by any criteria desired. The most common uses are for grants, subcontracts, phases of a plant project, tasks, or by faculty member for project accounting.

### Structure

Visual recognition has been built into the numbering structure. The first number represents the campus and the second number represents the fund type. The third and fourth digits represent the college or administrative area, and the fifth and sixth digits represent the department. Digits seven through ten represent the project. The remaining digits represent the further breakdown of the WBS element as necessary for reporting.



*(This page left blank intentionally.)*

# Chapter 1. Operating Budget Highlights

A second straight freeze on resident tuition and investments in priority initiatives that benefit the state highlight the University of Nebraska's 2014-15 operating budget approved by the Board of Regents at its May 30, 2014 meeting.

Interim President James Linder said the recommended budget reflects the university's highest priority: affordable excellence. Proposed strategic investments in cross-campus, multidisciplinary initiatives focusing on early childhood education, nursing and allied health, engineering and information sciences, and rural development would position the university to attract talent and expand education and research efforts in areas important to Nebraska. Meanwhile, the freeze on resident tuition, combined with a modest increase for nonresidents, ensures that NU campuses will continue to be a great value compared to similar institutions.

"The University of Nebraska is in a strong position to advance our work in areas that matter to Nebraskans and people around the world. With additional targeted investments, we would do even more to leverage the resources of our four campuses for the benefit of the state," Linder said. "We're able to make these investments because of increased support from the state. I continue to be grateful to the Governor and members of the Legislature for their support of affordable, quality higher education that serves the people of Nebraska."

Among the strategic investments in the proposed 2014-15 budget:

- Nearly \$1.3 million to support the work of the [Buffett Early Childhood Institute](#), a university-wide institute dedicated to creating a more level playing field for at-risk children and families.
- \$800,000 to support faculty hiring within the [Peter Kiewit Institute](#), a collaboration between the University of Nebraska at Omaha College of Information Science & Technology and the University of Nebraska-Lincoln College of Engineering. A strategic plan for PKI presented to the Board earlier this year calls for additional faculty and other growth measures to better meet workforce needs in Omaha and Nebraska.
- \$500,000 for personnel needs for the [Health Science Education Complex](#), a collaboration between the University of Nebraska Medical Center and the University of Nebraska at Kearney that will expand UNMC nursing and allied health programs on the Kearney campus. Groundbreaking for the facility, which will create space for hundreds more Kearney-based nursing and allied health professions students, took place last month. The additional investment would support faculty hiring to meet increased student demands. The nursing and allied health expansion in Kearney was part of the university's Building a Healthier Nebraska initiative, which was supported by the Governor and Legislature in 2012.
- \$500,000 to support personnel and programmatic needs of the [Rural Futures Institute](#), a university-wide initiative focused on sustaining and enhancing the economy and quality of life in nonmetropolitan areas in Nebraska and beyond.
- \$2.5 million toward the university's Programs of Excellence, which are high-priority academic areas across the four campuses. Programs of Excellence funds are awarded on a competitive basis to enhance the success and reputation of outstanding programs.
- A 3 percent increase in the salary pool for faculty and staff outside the collective bargaining units at UNO and UNK. Per Board policy, the funds would be distributed on the basis of merit and performance.

The freeze on resident tuition is the second phase of a two-year "affordability compact" reached last year between the university and state. Through the compact, the university committed to freeze tuition for all Nebraska students for 2013-14 and 2014-15 if the state would renew its investment in higher education after five years of essentially flat funding for operations. The Legislature and Governor approved a 4 percent annual increase in state appropriations for NU for the current biennium. Accordingly, tuition for all Nebraska students is being frozen for two years. The average undergraduate will save about \$1,000 total.

The freeze guarantees that tuition rates on each NU campus will remain well below peer averages. Resident tuition and fees are currently 28 percent below the peer average for UNL, 27 percent below for UNO and 22 percent below for UNK. The university's nonresident tuition rates also are well below the peer averages. More than half of all University of Nebraska undergraduates receive grant aid that they do not have to pay back, and about 1 in 5 Nebraska undergraduates attending the university is currently eligible for [Collegebound Nebraska](#), which promises full tuition assistance for qualifying students.

Under the proposed budget, the university faces about \$2.2 million in reallocations for 2014-15. That comes on top of \$78 million the university has reallocated since 2000.

TO: The Board of Regents  
Business Affairs

MEETING DATE: May 30, 2014

SUBJECT: FY 2014-15 University of Nebraska Operating Budget and Tuition Rate Increases

RECOMMENDED ACTION: Approve the FY 2014-15 University of Nebraska operating budget, tuition rate increases, and reinstate allotment for committed carry forward funds already approved in previous fiscal years.

PREVIOUS ACTION: March 21, 2014 – A budget update was provided to the Business Affairs Committee.  
  
January 25, 2013 – A budget update on the proposed Affordability Compact was provided to the Business Affairs Committee.  
  
January 25, 2013 – The Board of Regents approved the 2013-2015 University of Nebraska at Omaha Collective Bargaining Agreement (X-B-4).  
  
January 25, 2013 – The Board of Regents approved the 2013-2015 University of Nebraska at Kearney Collective Bargaining Agreement (X-B-3).  
  
June 8, 2012 – The Board of Regents approved the FY 2013-14 and 2014-15 University of Nebraska Biennial Operating Budget Request (IX-B-3).

EXPLANATION: The attached materials provide an overview of the proposed 2014-15 University of Nebraska’s operating budget. Expenditures, including salaries and benefits, are estimated and subject to availability of state funds appropriated to the Board of Regents.  
  
The Affordability Compact proposal agreed upon with the Governor and Legislature provides a level of state support that will allow the university to freeze tuition rates for Nebraska residents for the coming academic year. The tuition freeze applies to Nebraskans taking undergraduate, graduate, professional, or online courses. A 3.0% tuition rate increase is proposed for nonresident students.

SPONSORS: Chris Kabourek  
Assistant Vice President and Director of Budget and Planning  
  
David E. Lechner  
Senior Vice President | CFO

RECOMMENDED:

---

James Linder, Interim President  
University of Nebraska

DATE:

May 5, 2014



## **State-Aided Less Revolving Funds**

**(Operating budget supported primarily from  
state appropriations & tuition funds)**

# University of Nebraska (Excluding NCTA)

## FY 2014-15 State-aided Budget

(Operating Budget Supported Primarily by State Appropriations and Tuition Funds)

	2013-14		2014-15 (a)		
	Budget	Year End Estimates	Estimates	Change (from Year-End) Amount	Percent
<b>FUNDING:</b>					
State Appropriations	\$ 515,219,676	\$ 515,219,676	\$ 535,828,463	\$ 20,608,787	4.0%
LB 634 Wildfire Control Act	1,245,000	1,245,000	1,095,000	(150,000)	
LB 556 Telehealth Services	450,000	450,000	450,000	-	
LB 254 Autism			362,500	362,500	
LB 901 Psychology Internships			274,000	274,000	
LB 905 Pediatric Cancer			1,800,000	1,800,000	
LB 907 Consortium for Crime & Justice Research			200,000	200,000	
	516,914,676	516,914,676	540,009,963	23,095,287	4.5%
Tuition (less University Remissions)					
Resident	163,572,865	155,903,245	155,903,245	-	0.0%
Nonresident	88,542,409	95,229,913	98,086,809	2,856,896	3.0%
	252,115,274	251,133,158	253,990,054	2,856,896	1.1%
Distance Education Tuition (less University Remissions)					
Resident	23,093,522	31,276,470	31,276,470	-	0.0%
Nonresident	11,488,826	12,822,249	12,892,732	70,483	0.5% (b)
	34,582,348	44,098,719	44,169,202	70,483	0.2%
Enrollment Change	-	-	-	-	0.0% (c)
Investment Income, other cash funds	19,885,476	20,299,455	20,299,455	-	0.0%
Federal Smith/Lever Appropriations	6,201,594	6,201,594	6,201,594	-	0.0%
<b>Total Estimated Funding</b>	<b>829,699,368</b>	<b>838,647,602</b>	<b>864,670,268</b>	<b>26,022,666</b>	<b>3.1%</b>
<i>Growth Excluding Legislative Earmarks</i>					<b>2.8%</b>
<b>EXPENDITURES:</b>					
(d)					
<b>Compensation</b>					
Salaries	544,458,035	547,409,325	563,361,729	15,952,404	2.9% (e)
Benefits including Workers comp	68,093,600	68,093,600	70,422,065	2,328,465	3.4%
Health Insurance	60,198,908	60,198,908	60,198,908	-	0.0% (f)
Subtotals	672,750,543	675,701,833	693,982,702	18,280,869	2.7%
<b>General Operations</b>					
General Operations (Building O&M, etc)	24,203,595	21,252,305	21,907,496	655,191	3.1%
Utilities	50,328,425	50,328,425	51,153,425	825,000	1.6%
LB605 Debt Service	11,000,000	11,000,000	11,000,000	-	
Subtotals	85,532,020	82,580,730	84,060,921	1,480,191	1.8%
<b>University Initiatives</b>					
Programs of Excellence	22,500,000	22,500,000	25,000,000	2,500,000	
College Bound Nebraska (need-based aid)	10,830,000	10,830,000	10,830,000	-	
Intercampus Development Fund	1,500,000	1,500,000	2,000,000	500,000	
Buffett Early Childhood institute			1,260,000	1,260,000	
Building a Healthier Nebraska			500,000	500,000	
Peter Kiewit Institute			800,000	800,000	
Rural Futures Institute			500,000	500,000	
Subtotals	34,830,000	34,830,000	40,890,000	6,060,000	17.4%
<b>Legislative</b>					
Optometry Contract Phase Out (Year 4 of 4)	309,457	309,457	154,708	(154,749)	
LB 634 Wildfire Control Act	1,245,000	1,245,000	1,095,000	(150,000)	
LB 556 Telehealth Services	450,000	450,000	450,000	-	
LB 254 Autism			362,500	362,500	
LB 901 Psychology Internships			274,000	274,000	
LB 905 Pediatric Cancer			1,800,000	1,800,000	
LB 907 Consortium for Crime & Justice Research			200,000	200,000	
Subtotals	2,004,457	2,004,457	4,336,208	2,331,751	
<b>Distance Education</b>	34,582,348	44,098,719	44,169,202	70,483	n/a (g)
<b>Enrollment management (growth excluding distance ed)</b>		(568,137)	(568,137)	-	n/a (h)
<b>Total Estimated Expenses</b>	<b>829,699,368</b>	<b>838,647,602</b>	<b>866,870,896</b>	<b>28,223,294</b>	<b>3.4%</b>
<b>Shortfall/Reallocations</b>	<b>\$ -</b>	<b>\$ -</b>	<b>\$ (2,200,628)</b>	<b>\$ (2,200,628)</b>	<b>-0.3%</b>

Notes:

- (a) An estimated \$40.5 million of one-time carry forward funds (encumbrances and other one-time commitments) are excluded from the recurring budget figures presented above. Reinstatement of allotment authority for these funds will be made to the State of Nebraska Department of Administrative Services (DAS) budget division. Capital construction budgets are also excluded from the operating budget figures presented above.
- (b) Estimated tuition to be generated from Online Worldwide distance education tuition rate changes approved by the President.
- (c) No enrollment changes are included. Budgets are established based on prior year revenue collections.
- (d) Expenditure line items are estimated. Final budget figures may vary from figures noted above. All expenses are subject to availability of state funds appropriated to the Board of Regents.
- (e) Includes 3.0% salary pools to be used for the purpose of addressing competitiveness issues based upon employee performance. UNO and UNK faculty increases of 2.0% are based on collective bargaining agreements.
- (f) No anticipated increase in University health insurance premium contributions projected.
- (g) Differential and distance tuition rate increases are allocated directly to campuses to be invested in campus priorities.
- (h) Represents estimated tuition receipts compared to original budget. Surpluses/(shortfalls) will be allocated back to the campuses to cover any enrollment capacity issues and/or fund campus priorities.

# Total Budget (All Funds)

## University of Nebraska (Excluding NCTA) FY 2014-15 Budget *Total - All Funds*

	FY 2013-14 Year-End	FY 2014-15 Proposed Budget	CHANGE	
			Amount	Percent
<b>REVENUES</b>				
State-aided Funds	\$ 838,647,602	\$ 864,670,268	\$26,022,666	3.1%
Designated Cash Funds	100,846,900	84,444,000	(16,402,900)	-16.3% (a)
Revolving/Auxiliary Funds	569,923,284	590,575,506	20,652,222	3.6%
Restricted Federal Funds	535,296,056	537,396,056	2,100,000	0.4%
Restricted Trust Funds	317,844,807	368,694,807	50,850,000	16.0% (a)
<b>Total Revenues</b>	<b><u>2,362,558,649</u></b>	<b><u>2,445,780,637</u></b>	<b><u>83,221,988</u></b>	<b><u>3.5%</u></b>
<b>EXPENDITURES</b>				
State-Aided Activities	838,647,602	864,670,268	26,022,666	3.1%
Non State-Aided Activities	1,523,911,047	1,581,110,369	57,199,322	3.8%
<b>Total Expenditures</b>	<b><u>\$ 2,362,558,649</u></b>	<b><u>\$ 2,445,780,637</u></b>	<b><u>\$ 83,221,988</u></b>	<b><u>3.5%</u></b>

- (a) Trust fund increase due to increases in privately funded scholarships (Susan Thompson Buffet, etc).  
Due to the reorganization of the UNMC Clinical Enterprise, professional fee revenue is being reclassified from designated cash to trust funds.

# **2014-15 TUITION RATES**

# University of Nebraska - Lincoln

## 2014-15 Tuition Rates

Student Category	Per Tuition Unit	2013-14 Rate	Increase	2014-15 Rate
<b>Undergraduate</b>				
Resident	Sem. Credit Hr.	\$216.00	\$0.00	\$216.00
Nonresident	Sem. Credit Hr.	\$660.25	\$19.75	\$680.00
<b>Graduate</b>				
Resident	Sem. Credit Hr.	\$285.00	\$0.00	\$285.00
Nonresident	Sem. Credit Hr.	\$791.75	\$23.75	\$815.50
<b>College of Architecture Undergraduate</b>				
Resident	Sem. Credit Hr.	\$292.00	\$0.00	\$292.00
Nonresident	Sem. Credit Hr.	\$844.00	\$25.25	\$869.25
<b>College of Architecture Graduate</b>				
Resident	Sem. Credit Hr.	\$377.75	\$0.00	\$377.75
Nonresident	Sem. Credit Hr.	\$1,007.25	\$30.25	\$1,037.50
<b>College of Business Administration Undergraduate</b>				
Resident	Sem. Credit Hr.	\$268.00	\$0.00	\$268.00
Nonresident	Sem. Credit Hr.	\$817.25	\$24.50	\$841.75
<b>College of Business Administration Graduate</b>				
Resident	Sem. Credit Hr.	\$352.50	\$0.00	\$352.50
Nonresident	Sem. Credit Hr.	\$978.75	\$29.25	\$1,008.00
<b>College of Engineering Undergraduate</b>				
Resident	Sem. Credit Hr.	\$309.50	\$0.00	\$309.50
Nonresident	Sem. Credit Hr.	\$860.00	\$25.75	\$885.75
<b>College of Engineering Graduate</b>				
Resident	Sem. Credit Hr.	\$394.00	\$0.00	\$394.00
Nonresident	Sem. Credit Hr.	\$1,021.50	\$30.75	\$1,052.25
<b>Law</b>				
Resident	Sem. Credit Hr.	\$339.00	\$0.00	\$339.00
Nonresident	Sem. Credit Hr.	\$869.75	\$26.00	\$895.75

Rates charged by SCHs rounded to nearest \$.25

## University of Nebraska at Omaha

---

### 2014-15 Tuition Rates

Student Category	Per Tuition Unit	2013-14 Rate	Increase	2014-15 Rate
<b>Undergraduate</b>				
Resident	Sem. Credit Hr.	\$196.75	\$0.00	\$196.75
Nonresident	Sem. Credit Hr.	\$598.00	\$18.00	\$616.00
<b>Graduate</b>				
Resident	Sem. Credit Hr.	\$245.25	\$0.00	\$245.25
Nonresident	Sem. Credit Hr.	\$665.00	\$20.00	\$685.00

Rates charged by SCHs rounded to nearest \$.25

## University of Nebraska at Kearney

---

### 2014-15 Tuition Rates

Student Category	Per Tuition Unit	2013-14 Rate	Increase	2014-15 Rate
<b>Undergraduate</b>				
Resident	Sem. Credit Hr.	\$174.50	\$0.00	\$174.50
Nonresident	Sem. Credit Hr.	\$368.75	\$11.00	\$379.75
<b>Graduate</b>				
Resident	Sem. Credit Hr.	\$216.50	\$0.00	\$216.50
Nonresident	Sem. Credit Hr.	\$461.25	\$13.75	\$475.00

Rates charged by SCHs rounded to nearest \$.25

**University of Nebraska Medical Center Tuition Rates**

<b>Student Category</b>	<b>Per Tuition Unit</b>	<b>2013-14 Rate</b>	<b>Increase</b>	<b>2014-15 Rate</b>
<b>Undergraduate</b>				
Resident	Sem. Credit Hr.	\$216.00	\$0.00	\$216.00
Nonresident	Sem. Credit Hr.	\$660.25	\$19.75	\$680.00
<b>Graduate</b>				
Resident	Sem. Credit Hr.	\$285.00	\$0.00	\$285.00
Nonresident	Sem. Credit Hr.	\$791.75	\$23.75	\$815.50
<b>Allied Health Physical Therapy (Semester)</b>				
Resident	Semester	\$6,146	\$0	\$6,146
Nonresident	Semester	\$11,555	\$347	\$11,902
<b>Allied Health Physical Therapy (Summer)</b>				
Resident	Session	\$3,464	\$0	\$3,464
Nonresident	Session	\$6,520	\$196	\$6,716
<b>Allied Health Medical Nutrition</b>				
Resident	Semester	\$3,005	\$0	\$3,005
Nonresident	Semester	\$4,952	\$149	\$5,101
<b>College of Public Health - Doctoral Programs</b>				
Resident	Sem. Credit Hr.	\$285.00	\$0.00	\$285.00
Nonresident	Sem. Credit Hr.	\$791.50	\$23.75	\$815.25
<b>College of Public Health - Professional Programs</b>				
Resident	Sem. Credit Hr.	\$373.50	\$0.00	\$373.50
Nonresident	Sem. Credit Hr.	\$908.25	\$27.25	\$935.50
<b>Dentistry (Semester)</b>				
Resident	Semester	\$11,477	\$0	\$11,477
Nonresident	Semester	\$27,341	\$820	\$28,161
<b>Dentistry (Summer)</b>				
Resident	Session	\$5,738	\$0	\$5,738
Nonresident	Session	\$13,671	\$410	\$14,081
<b>Medicine</b>				
Resident	Semester	\$13,996	\$0	\$13,996
Nonresident	Semester	\$33,802	\$1,014	\$34,816
<b>Nursing Undergraduate</b>				
Resident	Sem. Credit Hr.	\$273.50	\$0.00	\$273.50
Nonresident	Sem. Credit Hr.	\$824.75	\$24.75	\$849.50
<b>Nursing Graduate</b>				
Resident	Sem. Credit Hr.	\$439.50	\$0.00	\$439.50
Nonresident	Sem. Credit Hr.	\$890.50	\$26.75	\$917.25
<b>Pharmacy</b>				
Resident First Year	Semester	\$9,164	\$0	\$9,164
Nonresident	Semester	\$18,332	\$550	\$18,882

Rates charged by SCHs rounded to nearest \$.25



## ***GLOSSARY OF TERMS***

### **STATE-AIDED LESS REVOLVING - EDUCATIONAL AND GENERAL BUDGET**

The State-Aided less Revolving budget (also referred to as the Educational and General Budget) supports the primary instruction, research and public service missions of the University of Nebraska, and is funded from the following items:

**State Appropriations** - State general tax funds appropriated by the State of Nebraska Executive and Legislative branches.

**Net Tuition** - The University of Nebraska total gross tuition collections less tuition remission waivers, student refunds, and uncollectible tuition accounts.

**Student Fees** - The following student fees are included in the Unrestricted Educational and General Budget:

**Application Fees** - Includes undergraduate and graduate applications fees.

**Registration Processing/Enrollment Services Fees** - Partially covers registration expenses and other enrollment services.

**Late Payment Fees** - Applied to students who are late in paying tuition.

**Late Registration Fees** - Applied to students who enroll late in classes.

**Graduation Processing Fees** - Assessed at the end of an academic degree program when the student is ready for graduation.

**International Student Fees** - Applied for those additional services needed to support international students. Only UNL currently assesses this fee.

**Other Cash** - The following other income items are included in the Educational and General Budget:

**Auxiliary Administrative Service Charge** - The amount assessed of auxiliary operations for services provided by campus administrative operations. Only UNL and UNO currently assess administrative service charges.

**Cigarette Tax** - Funds that are designated by the State of Nebraska for use at UNMC for biomedical research. The amount historically (and currently) is \$500,000 per year.

**Endowment Income** - Income generated from the lease and/or sale of real estate and land managed by the Board of Educational Lands and Funds. This income is currently generated only at the UNL campus.

**Indirect Cost Reimbursement** - The administrative overhead amount that is collected on grants and contracts. Per an agreement with the State Executive and Legislative branches, a small

portion (\$2.6 million) of the indirect cost reimbursements are included in the general State-Aided Less Revolving budget. The remaining portion is controlled at the campus level and is included in the non state-aided budget.

**Investment Income** - Interest income earned from state-aided less revolving tuition and cash fund balances.

**Vocational Education Reimbursement/Patent & Royalty Income** - Includes funds UNL receives from the Nebraska Department of Education as a vocational education reimbursement and unrestricted patent and royalty income.

**Other** - Other income from various refunds and assessments such as the UNK Safety Center.

Federal Appropriations - Funding identified in the Hatch and Smith-Lever Acts for activities at the Institute of Agriculture and Natural Resources (IANR). The Hatch Act supports Research activity on a project-by-project basis and includes such things as swine breeding and beef physiology. The Smith Lever Act supports Public Service activity, such as extension educators.

#### **NON STATE-AIDED: DESIGNATED FUNDS BUDGET**

The Designated Funds Budget includes current unrestricted funds that are designated to specific activities at the University of Nebraska and include the following items:

##### **Designated Cash**

**Indirect Cost Funds** - The administrative overhead amount that is collected on grants and contracts. The designated budget includes the indirect cost funds controlled at the campus level, which is the majority of the indirect cost funds. \$2.6 million of indirect costs supports the state-aided less revolving budget.

**Patient Revenues** - Revenue generated by a UNMC college or institute while performing clinical activities. These revenues are included in the designated budget as they are controlled by the UNMC campus.

**Tobacco Settlement Funds** - These are designated funds directed to UNMC for biomedical research. While the funds reside in the UNMC budget, they may be transferred to other campuses for biomedical research.

**Revolving Funds** - Revolving revenue is generated from activities incidental to instruction, research, and public service. Examples include class and laboratory fees, technology fees, proceeds from the sale of grain or livestock related to research activities, product consulting fees, clinics and workshops proceeds, testing services fees, and revenue from music/theater productions. These funds are controlled at the campus level.

**Auxiliary Funds** - An auxiliary enterprise is an entity that exists to furnish goods and services to students, faculty, or staff and charge a fee directly related to its operations. Auxiliary enterprises included residence halls, food service, student unions, bookstores, etc. These funds are controlled at the campus level.

**NON STATE-AIDED: RESTRICTED FUNDS BUDGET**

Restricted funds are those that are restricted in use by the donor or supporting agency.

**Restricted Federal Funds** - Include federal sponsored grants and contracts and student aid programs supported from federal funds.

**Restricted Trust Funds** - The budgets supported by trust funds relate directly to non federal grants and contracts, non federal student aid programs, maintenance of student loan programs, endowment funds and agency funds.

TO: The Board of Regents  
Business Affairs

MEETING DATE: May 30, 2014

SUBJECT: FY 2014-15 Nebraska College of Technical Agriculture Operating Budget and Tuition Rate Increases

RECOMMENDED ACTION: Approve the FY 2014-15 Nebraska College of Technical Agriculture Operating Budget, Tuition Rate Increases, and reinstate allotment for committed carry forward funds already approved in previous fiscal years.

PREVIOUS ACTION: March 21, 2014 – A budget update was provided to the Business Affairs Committee.  
  
January 25, 2013 – A budget update on the proposed Affordability Compact was provided to the Business Affairs Committee.  
  
June 8, 2012 – The Board of Regents approved the FY 2013-14 and 2014-15 University of Nebraska Biennial Operating Budget Request (IX-B-3).

EXPLANATION: The attached materials provide an overview of the proposed 2014-15 Nebraska College of Technical Agriculture’s operating budget. Expenditures, including salaries and benefits, are estimated and subject to availability of state funds appropriated to the Board of Regents.  
  
The Affordability Compact proposal agreed upon with the Governor and Legislature provides a level of state support that will allow the university to freeze tuition rates for Nebraska residents for the coming academic year. The tuition freeze applies to Nebraskans taking undergraduate, graduate, professional, or online courses. A 3.0% tuition rate increase is proposed for nonresident students.

SPONSORS: Ronnie Green  
NU Vice President and  
IANR Harlan Vice Chancellor  
  
Chris Kabourek  
Assistant Vice President and Director of Budget and Planning  
  
David E. Lechner  
Senior Vice President | CFO

RECOMMENDED: \_\_\_\_\_  
James Linder, Interim President  
University President

DATE: May 5, 2014

# **State-Aided Less Revolving Funds**

**(Operating Budget Primarily Supported  
from State Appropriations & Tuition)**

# Nebraska College of Technical Agriculture (NCTA)

## FY 2014-15 State-aided Budget

(Operating Budget Supported Primarily by State Appropriations and Tuition Funds)

	2013-14		2014-15 <sup>(a)</sup>		
	Budget	Year End Estimates	Estimates	Change (from Year-End)	
				Amount	Percent
<b>FUNDING:</b>					
State Appropriations	2,698,962	2,698,962	2,806,921	107,959	4.0%
Tuition (less University Remissions)					
Resident	656,540	598,301	598,301	-	0.0%
Nonresident	394,212	306,675	315,875	9,200	3.0%
	1,050,752	904,976	914,176	9,200	1.0%
Enrollment Change	-	-	-	-	0.0% (b)
Investment Income, other cash funds	4,475	-	-	-	0.0%
<b>Total Estimated Funding</b>	<b>3,754,189</b>	<b>3,603,938</b>	<b>3,721,097</b>	<b>117,159</b>	<b>3.3%</b>
<b>EXPENDITURES:</b>					
(c)					
<b>Compensation</b>					
Salaries	2,049,053	2,049,053	2,110,525	61,472	3.0% (d)
Benefits including Workers comp	273,041	273,041	281,954	8,913	3.3%
Health Insurance	340,171	340,171	340,171	-	0.0% (e)
Subtotals	2,662,265	2,662,265	2,732,650	70,385	2.6%
<b>General Operations</b>					
General Operations	644,894	644,894	691,668	46,774	7.3%
Utilities	447,030	447,030	447,030	-	0.0%
Subtotals	1,091,924	1,091,924	1,138,698	46,774	4.3%
<b>Enrollment management (growth excluding distance ed)</b>		(150,251)	(150,251)	-	n/a (f)
<b>Total Estimated Expenses</b>	<b>3,754,189</b>	<b>3,603,938</b>	<b>3,721,097</b>	<b>117,159</b>	<b>3.3%</b>
<b>Shortfall/Reallocations</b>	<b>\$ -</b>	<b>\$ -</b>	<b>\$ -</b>	<b>\$ -</b>	<b>0.0%</b>

Notes:

- (a) An estimated \$800,000 of one-time unspent carry forward funds (encumbrances and other one-time commitments) are excluded from the recurring budget figures presented above. Reinstatement of allotment authority for these funds will be made to the State of Nebraska Department of Administrative Services (DAS) budget division. Capital construction funds are also excluded from the recurring operating budget figures shown above.
- (b) No enrollment changes are included. Budgets are established based on prior year cash revenue collections.
- (c) Expenditure line items are estimated. Final budget figures may vary from figures noted above. All expenses are subject to availability of state funds appropriated to the Board of Regents.
- (d) Includes 3.0% salary pools to be used for the purpose of addressing competitiveness issues based upon employee performance.
- (e) No anticipated increase in University health insurance premium contributions projected.
- (f) Estimated tuition receipts compared to original budget. Surpluses/(shortfalls) will be allocated back to the campuses to cover any enrollment capacity issues and/or fund campus priorities.

# Total Budget (All Funds)

## Nebraska College of Technical Agriculture FY 2014-15 Budget

*Total - All Funds*

	Year End Est. FY 2013-14	FY 2014-15 Proposed Budget	CHANGE	
			Amount	Percent
<b>REVENUES</b>				
State-aided Funds	\$ 3,603,938	\$ 3,721,097	\$ 117,159	3.3%
Revolving/Auxiliary Funds	1,465,000	1,540,000	75,000	5.1%
<b>Total Revenues</b>	<b>5,068,938</b>	<b>5,261,097</b>	<b>192,159</b>	<b>3.8%</b>
<b>EXPENDITURES</b>				
State-Aided Activities	3,603,938	3,721,097	117,159	3.3%
Non State-Aided Activities	1,465,000	1,540,000	75,000	5.1%
<b>Total Expenditures</b>	<b>5,068,938</b>	<b>5,261,097</b>	<b>192,159</b>	<b>3.8%</b>

# FY 2014-15 Tuition Rates

<b>Student Category</b>	<b>Per Tuition Unit</b>	<b>2013-14 Rates</b>	<b>Increase</b>	<b>2014-15 Rates</b>
Resident	Sem. Credit Hr.	\$116.00	\$0.00	\$116.00
Nonresident	Sem. Credit Hr.	\$239.00	\$7.00	\$246.00



## ***GLOSSARY OF TERMS***

### **STATE-AIDED LESS REVOLVING - EDUCATIONAL AND GENERAL BUDGET**

The State-Aided less Revolving budget (also referred to as the Educational and General Budget) supports the primary instruction, research and public service missions of the University of Nebraska, and is funded from the following items:

State Appropriations - State general tax funds appropriated by the State of Nebraska Executive and Legislative branches.

Net Tuition - The University of Nebraska total gross tuition collections less tuition remission waivers, student refunds, and uncollectible tuition accounts.

Student Fees - The following student fees are included in the Unrestricted Educational and General Budget:

**Application Fees** - Includes undergraduate and graduate applications fees.

**Registration Processing/Enrollment Services Fees** - Partially covers registration expenses and other enrollment services.

**Late Payment Fees** - Applied to students who are late in paying tuition.

**Late Registration Fees** - Applied to students who enroll late in classes.

**Graduation Processing Fees** - Assessed at the end of an academic degree program when the student is ready for graduation.

**International Student Fees** - Applied for those additional services needed to support international students. Only UNL currently assesses this fee.

Other Cash - The following other income items are included in the Educational and General Budget:

**Auxiliary Administrative Service Charge** - The amount assessed of auxiliary operations for services provided by campus administrative operations. Only UNL and UNO currently assess administrative service charges.

**Cigarette Tax** - Funds that are designated by the State of Nebraska for use at UNMC for biomedical research. The amount historically (and currently) is \$500,000 per year.

**Endowment Income** - Income generated from the lease and/or sale of real estate and land managed by the Board of Educational Lands and Funds. This income is currently generated only at the UNL campus.

**Indirect Cost Reimbursement** - The administrative overhead amount that is collected on grants and contracts. Per an agreement with the State Executive and Legislative branches, a small portion (\$2.6 million) of the indirect cost reimbursements are included in the general State-Aided Less Revolving budget. The remaining portion is controlled at the campus level and is included in the non state-aided budget.

**Investment Income** - Interest income earned from state-aided less revolving tuition and cash fund balances.

**Vocational Education Reimbursement/Patent & Royalty Income** - Includes funds UNL receives from the Nebraska Department of Education as a vocational education reimbursement and unrestricted patent and royalty income.

**Other** - Other income from various refunds and assessments such as the UNK Safety Center.

Federal Appropriations - Funding identified in the Hatch and Smith-Lever Acts for activities at the Institute of Agriculture and Natural Resources (IANR). The Hatch Act supports Research activity on a project-by-project basis and includes such things as swine breeding and beef physiology. The Smith Lever Act supports Public Service activity, such as extension educators.

### **NON STATE-AIDED: DESIGNATED FUNDS BUDGET**

The Designated Funds Budget includes current unrestricted funds that are designated to specific activities at the University of Nebraska and include the following items:

#### **Designated Cash**

**Indirect Cost Funds** - The administrative overhead amount that is collected on grants and contracts. The designated budget includes the indirect cost funds controlled at the campus level, which is the majority of the indirect cost funds. \$2.6 million of indirect costs supports the state-aided less revolving budget.

**Patient Revenues** - Revenue generated by a UNMC college or institute while performing clinical activities. These revenues are included in the designated budget as they are controlled by the UNMC campus.

**Tobacco Settlement Funds** - These are designated funds directed to UNMC for biomedical research. While the funds reside in the UNMC budget, they may be transferred to other campuses for biomedical research.

**Revolving Funds** - Revolving revenue is generated from activities incidental to instruction, research, and public service. Examples include class and laboratory fees, technology fees, proceeds from the sale of grain or livestock related to research activities, product consulting fees, clinics and workshops proceeds, testing services fees, and revenue from music/theater productions. These funds are controlled at the campus level.

**Auxiliary Funds** - An auxiliary enterprise is an entity that exists to furnish goods and services to students, faculty, or staff and charge a fee directly related to its operations. Auxiliary enterprises included residence halls, food service, student unions, bookstores, etc. These funds are controlled at the campus level.

### **NON STATE-AIDED: RESTRICTED FUNDS BUDGET**

Restricted funds are those that are restricted in use by the donor or supporting agency.

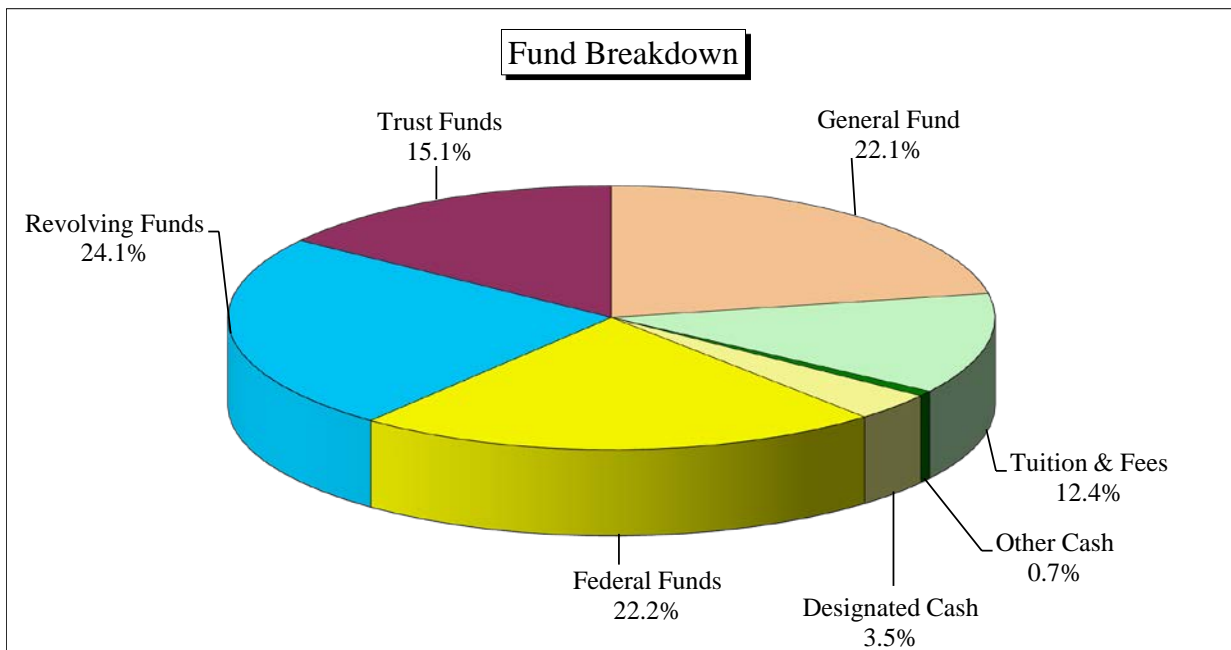
**Restricted Federal Funds** - Include federal sponsored grants and contracts and student aid programs supported from federal funds.

**Restricted Trust Funds** - The budgets supported by trust funds relate directly to non federal grants and contracts, non federal student aid programs, maintenance of student loan programs, endowment funds and agency funds.

# University of Nebraska (Excluding NCTA)

## 2014-15 Budget by Funding Source

Fund	Definition	Amount
General Fund	State tax revenue allocated to the University	\$ 540,009,963
Unrestricted Cash		
Tuition & Fees	Tuition, application fees, registration fees, and other miscellaneous fees. Note, does not include course and lab fees (which are included in revolving funds).	302,523,856
Other Cash	Investment Income and other miscellaneous cash revenues	15,934,855
Designated Cash	Clinic patient revenues, Tobacco Research funds, indirect cost research incentive funds	84,444,000
Federal Funds	Provided by federal agencies for research, cooperative extension, grants and contracts, and student aid programs.	543,597,650
Revolving Funds	Self-generated from departmental sales, course and lab fees, and charges for housing, food services, etc.	590,575,506
Trust Funds	Private gifts, grants, and contracts, non-federal student aid programs, etc.	368,694,807
<b>Totals \$</b>		<b>2,445,780,637</b>



**Chapter 3. Employee FTE Summary**  
**Table 10. Budgeted Employee FTE - 2014-2015**

Campus	Faculty	Academic Admin	Other Admin	Mgr/ Prof Staff	Office/ Service	Other Academic	Student Hourly & All Others	Total
<b>Unrestricted Programs</b>								
University of Nebraska - Lincoln	1,512.497	120.09	34.725	869.319	865.458	368.340	59.980	3,830.409
University of Nebraska Medical Center	514.930	30.33	11.473	305.260	475.869	533.615	3.760	1,875.234
University of Nebraska at Omaha	596.150	46.39	13.990	253.920	317.240	56.410	68.730	1,352.830
University of Nebraska at Kearney	310.110	27.53	23.971	122.000	170.000	18.150	28.757	700.514
Univ of Nebr Central Administration	0.000	4.50	23.020	124.060	27.100	0.000	6.500	185.180
<b>TOTAL Unrestricted</b>	<b>2,933.687</b>	<b>228.83</b>	<b>107.179</b>	<b>1,674.559</b>	<b>1,855.667</b>	<b>976.515</b>	<b>167.727</b>	<b>7,944.167</b>
<b>Designated Programs</b>								
University of Nebraska - Lincoln	46.480	1.21	8.200	418.297	195.829	53.570	27.430	751.016
University of Nebraska Medical Center	35.733	4.64	0.000	130.552	131.423	10.726	0.000	313.074
University of Nebraska at Omaha	0.660	0.00	1.010	81.950	29.560	1.650	60.170	175.000
University of Nebraska at Kearney	0.370	0.10	0.000	20.279	5.084	0.000	1.480	27.313
Univ of Nebr Central Administration	0.000	2.00	0.000	11.490	4.750	0.000	0.000	18.240
<b>TOTAL Designated</b>	<b>83.243</b>	<b>7.95</b>	<b>9.210</b>	<b>662.568</b>	<b>366.646</b>	<b>65.946</b>	<b>89.080</b>	<b>1,284.643</b>
<b>Restricted Programs</b>								
University of Nebraska - Lincoln	78.572	8.34	60.805	702.757	802.862	37.450	318.130	2,008.916
University of Nebraska Medical Center	580.905	8.83	6.437	744.272	460.094	132.279	0.422	1,933.235
University of Nebraska at Omaha	5.500	0.79	18.050	143.320	90.480	2.000	82.630	342.770
University of Nebraska at Kearney	14.525	0.07	15.491	63.655	64.379	2.970	88.844	249.938
Univ of Nebr Central Administration	0.000	0.45	0.000	3.850	2.600	0.000	0.000	6.900
<b>TOTAL Restricted</b>	<b>679.502</b>	<b>18.48</b>	<b>100.783</b>	<b>1,657.854</b>	<b>1,420.415</b>	<b>174.699</b>	<b>490.026</b>	<b>4,541.759</b>
<b>Unrestricted and Designated/Restricted Programs</b>								
University of Nebraska - Lincoln	1,637.549	129.64	103.730	1,990.373	1,864.149	459.360	405.540	6,590.341
University of Nebraska Medical Center	1,131.568	43.79	17.910	1,180.084	1,067.386	676.620	4.182	4,121.543
University of Nebraska at Omaha	602.310	47.18	33.050	479.190	437.280	60.060	211.530	1,870.600
University of Nebraska at Kearney	325.005	27.70	39.462	205.934	239.463	21.120	119.081	977.765
Univ of Nebr Central Administration	0.000	6.95	23.020	139.400	34.450	0.000	6.500	210.320
<b>TOTAL Unrestricted/Designated/Restricted</b>	<b>3,696.432</b>	<b>255.26</b>	<b>217.172</b>	<b>3,994.981</b>	<b>3,642.728</b>	<b>1,217.160</b>	<b>746.833</b>	<b>13,770.569</b>
<b>University of Nebraska, excluding NCTA</b>								
TOTAL Unrestricted	2,933.687	228.83	107.179	1,674.559	1,855.667	976.515	167.727	7,944.167
TOTAL Designated	83.243	7.95	9.210	662.568	366.646	65.946	89.080	1,284.643
TOTAL Restricted	679.502	18.48	100.783	1,657.854	1,420.415	174.699	490.026	4,541.759
<b>GRAND TOTAL University of Nebraska</b>	<b>3,696.432</b>	<b>255.26</b>	<b>217.172</b>	<b>3,994.981</b>	<b>3,642.728</b>	<b>1,217.160</b>	<b>746.833</b>	<b>13,770.569</b>
<b>Nebraska College of Technical Agriculture</b>								
TOTAL Unrestricted	16.250	2.00	0.000	10.500	14.550	0.000	0.000	43.300
TOTAL Designated	0.000	0.00	0.000	0.750	0.000	0.000	0.000	0.750
TOTAL Restricted	0.000	0.00	0.000	1.750	6.950	0.000	0.000	8.700
<b>GRAND TOTAL NCTA</b>	<b>16.250</b>	<b>2.00</b>	<b>0.000</b>	<b>13.000</b>	<b>21.500</b>	<b>0.000</b>	<b>0.000</b>	<b>52.750</b>
<b>GRAND TOTAL U of N with NCTA</b>	<b>3,712.682</b>	<b>257.26</b>	<b>217.172</b>	<b>4,007.981</b>	<b>3,664.228</b>	<b>1,217.160</b>	<b>746.833</b>	<b>13,823.319</b>

**Table 11. UNL Unrestricted Subprograms, Employee FTE, 2014-2015**

Subprogram Name and Number	Faculty	Academic Admin	Other Admin	Mgr/ Prof Staff	Office/ Service	Other Academic	Student Hourly & All Others	Total	
<b><i>Instruction, Research, Extension, and Public Service</i></b>									
Academic Affairs	01	8.500	13.500	3.000	51.910	14.923	3.800	0.000	95.633
College of Architecture	02	26.060	0.850	0.000	2.000	4.000	7.360	0.000	40.270
College of Arts and Sciences	05	406.131	14.268	0.510	59.260	66.629	195.200	11.640	753.638
College of Business Administration	06	74.133	8.980	1.000	28.800	11.600	26.790	4.400	155.703
College of Fine and Performing Arts	07	85.850	4.600	2.000	18.290	12.000	24.000	1.920	148.660
College of Engineering and Technology	11	135.500	9.200	1.000	49.000	28.250	15.930	0.000	238.880
Research	12	0.000	1.000	1.000	18.500	5.000	0.000	0.000	25.500
College of Journalism and Mass Communication	14	38.580	2.000	0.000	6.000	5.000	1.150	0.870	53.600
College of Law	15	37.750	5.750	0.000	2.140	12.000	0.000	0.000	57.640
University Libraries	16	38.600	5.400	1.000	28.750	57.750	0.000	0.000	131.500
College of Education and Human Sciences	17	110.833	7.705	0.500	30.844	21.043	24.000	1.310	196.235
Academic Services & Enrollment Management	20	0.000	0.500	6.500	57.500	44.400	0.570	10.170	119.640
Other Instruction or Research	22	0.000	0.000	0.000	0.000	2.500	0.000	0.200	2.700
International Programs	24	0.000	0.000	0.000	3.800	1.000	0.500	0.000	5.300
Television and Radio	27	0.000	0.000	1.010	19.520	7.000	0.000	0.000	27.530
Museums and Art Gallery	28	1.000	1.000	1.000	16.507	10.114	0.000	1.090	30.711
Information Services	29	0.400	0.000	1.000	42.804	9.060	0.000	0.000	53.264
Extended Education	30	0.000	0.800	0.000	17.000	2.750	0.000	0.000	20.550
<b><i>Plant Operations and Maintenance</i></b>									
Facilities Mgmt & Planning	33	0.000	0.000	0.000	56.600	282.425	0.000	0.000	339.025
<b><i>Administration and General Expense</i></b>									
Executive Administration	41	0.000	1.837	2.000	3.000	0.000	0.000	0.000	6.837
Student Services	42	0.000	1.090	3.305	7.280	13.675	2.500	0.000	27.850
Business and Finance	43	0.000	0.480	6.500	82.306	82.635	0.000	0.000	171.921
General Expense	44	0.000	0.000	2.400	28.718	9.664	0.500	0.000	41.282
Other Auxiliary Enterprises	79	0.000	0.000	0.000	5.000	1.000	0.000	0.000	6.000
<b>Subtotal UNL (excluding IANR)</b>	<b>963.337</b>	<b>78.960</b>	<b>33.725</b>	<b>635.529</b>	<b>704.418</b>	<b>302.300</b>	<b>31.600</b>	<b>2,749.869</b>	
<b><i>Institute of Agriculture and Natural Resources</i></b>									
College of Ag Sciences and Natural Resources	61	88.570	8.290	0.000	24.010	14.770	13.750	8.060	157.450
Agriculture Research Division	62	158.230	11.240	0.000	108.670	85.080	50.800	17.470	431.490
Cooperative Extension Service	63	212.210	13.100	0.000	40.090	35.290	0.490	2.620	303.800
Nebraska Forest Service	65	8.700	0.000	1.000	6.420	5.250	0.000	0.000	21.370
Other IANR	66	77.950	6.500	0.000	51.600	19.650	0.000	0.230	155.930
IANR International Programs	68	3.500	2.000	0.000	3.000	1.000	1.000	0.000	10.500
<b>Subtotal IANR Unrestricted</b>	<b>549.160</b>	<b>41.130</b>	<b>1.000</b>	<b>233.790</b>	<b>161.040</b>	<b>66.040</b>	<b>28.380</b>	<b>1,080.540</b>	
<b>TOTAL Unrestricted</b>	<b>1,512.497</b>	<b>120.090</b>	<b>34.725</b>	<b>869.319</b>	<b>865.458</b>	<b>368.340</b>	<b>59.980</b>	<b>3,830.409</b>	

**Table 12. UNL Designated Subprograms, Employee FTE, 2014-2015**

Subprogram Name and Number	Faculty	Academic Admin	Other Admin	Mgr/ Prof Staff	Office/ Service	Other Academic	Student Hourly & All Others	Total	
<b><i>Revolving</i></b>									
Academic Affairs	01	1.000	0.000	1.000	8.950	3.500	0.000	0.000	14.450
College of Arts and Sciences	05	0.080	0.000	0.000	15.892	6.713	23.070	6.360	52.115
College of Business Administration	06	0.000	0.000	0.000	0.000	0.400	0.000	0.000	0.400
College of Fine and Performing Arts	07	0.000	0.000	0.000	0.000	0.000	0.000	1.220	1.220
College of Engineering and Technology	11	0.900	0.100	0.000	12.500	5.000	0.000	0.000	18.500
Research	12	0.500	0.000	6.200	32.333	1.000	0.000	0.000	40.033
College of Law	15	2.000	0.000	0.000	2.000	3.246	0.000	0.000	7.246
University Libraries	16	0.000	0.000	0.000	1.000	1.000	0.000	0.000	2.000
College of Education and Human Sciences	17	16.010	0.000	0.000	9.671	4.975	0.000	1.590	32.246

Academic Services & Enrollment Management	20	0.000	0.000	0.000	34.100	6.100	0.000	0.000	40.200
Television and Radio	27	0.000	0.000	0.000	66.600	6.350	0.000	0.000	72.950
Museums and Art Gallery	28	0.000	0.000	0.000	1.850	2.375	0.000	0.220	4.445
Information Services	29	0.000	0.000	0.000	57.912	8.690	0.000	0.000	66.602
Extended Education	30	0.000	0.200	0.000	3.500	0.050	0.000	1.300	5.050
Facilities Mgmt & Planning	33	0.000	0.000	0.000	35.000	71.000	0.000	0.000	106.000
Student Services	42	0.000	0.910	1.000	2.000	2.000	0.000	0.000	5.910
Business and Finance	43	0.000	0.000	0.000	1.613	14.330	0.000	0.000	15.943
General Expense	44	0.000	0.000	0.000	5.966	0.000	0.000	0.000	5.966
<b>Subtotal UNL (excluding IANR)</b>		<b>20.490</b>	<b>1.210</b>	<b>8.200</b>	<b>290.887</b>	<b>136.729</b>	<b>23.070</b>	<b>10.690</b>	<b>491.276</b>
<b><i>Institute of Agriculture and Natural Resources - Revolve</i></b>									
College of Ag Sciences and Natural Resources	61	1.800	0.000	0.000	4.100	0.370	0.000	0.000	6.270
Agriculture Research Division	62	19.470	0.000	0.000	62.650	40.260	30.500	11.590	164.470
Cooperative Extension Service	63	4.270	0.000	0.000	36.680	13.720	0.000	3.400	58.070
Other IANR	66	0.450	0.000	0.000	23.980	4.750	0.000	1.750	30.930
<b>Subtotal IANR Designated</b>		<b>25.990</b>	<b>0.000</b>	<b>0.000</b>	<b>127.410</b>	<b>59.100</b>	<b>30.500</b>	<b>16.740</b>	<b>259.740</b>
<b>TOTAL Designated</b>		<b>46.480</b>	<b>1.210</b>	<b>8.200</b>	<b>418.297</b>	<b>195.829</b>	<b>53.570</b>	<b>27.430</b>	<b>751.016</b>

**Table 13. UNL Restricted Subprograms, Employee FTE, 2014-2015**

Subprogram Name and Number	Faculty	Academic Admin	Other Admin	Mgr/ Prof Staff	Office/ Service	Other Academic	Student Hourly & All Others	Total
<b><i>Federal</i></b>								
Academic Affairs	01	0.437	0.062	0.000	0.000	0.000	0.000	0.499
College of Arts and Sciences	05	2.555	0.000	1.000	12.680	1.500	0.000	17.735
Research	12	2.297	0.900	0.000	4.095	2.500	0.000	9.792
College of Education and Human Sciences	17	3.258	0.150	0.000	5.650	2.075	0.000	11.133
Student Aid	23	0.000	0.250	0.000	0.000	0.000	0.000	0.250
Student Services	42	0.000	0.000	0.745	12.240	2.000	0.000	14.985
<b>Subtotal UNL (excluding IANR)</b>		<b>8.547</b>	<b>1.362</b>	<b>1.745</b>	<b>34.665</b>	<b>8.075</b>	<b>0.000</b>	<b>54.394</b>
<b>TOTAL Federal</b>		<b>8.547</b>	<b>1.362</b>	<b>1.745</b>	<b>34.665</b>	<b>8.075</b>	<b>0.000</b>	<b>54.394</b>
<b><i>Gifts, Grants, and Contracts</i></b>								
Academic Affairs	01	0.000	0.000	0.000	6.800	1.000	0.000	7.800
College of Architecture	02	0.000	0.000	0.000	0.600	0.000	0.000	0.600
College of Arts and Sciences	05	8.053	1.600	2.000	42.460	12.500	0.000	66.613
College of Business Administration	06	1.040	1.120	0.400	1.000	2.100	0.000	5.660
College of Fine and Performing Arts	07	1.000	0.000	0.000	0.170	0.000	0.000	1.170
College of Engineering and Technology	11	0.000	0.000	0.000	0.000	1.000	0.000	1.000
Research	12	0.200	0.000	0.000	5.200	0.000	0.000	5.400
College of Law	15	0.000	0.000	0.000	0.610	0.500	0.000	1.110
University Libraries	16	0.945	0.000	0.000	0.000	1.500	0.000	2.445
College of Education and Human Sciences	17	10.190	0.595	1.000	22.290	7.029	0.000	41.104
Television and Radio	27	0.000	0.000	0.000	9.600	0.000	0.000	9.600
Museums and Art Gallery	28	0.000	0.000	0.000	5.620	0.590	0.000	6.210
Executive Administration	41	0.000	0.163	0.000	0.000	0.000	0.000	0.163
Student Services	42	0.000	0.000	0.000	4.900	1.000	0.000	5.900
Business and Finance	43	0.000	0.000	0.000	0.000	1.000	0.000	1.000
Agency Funds	74	0.000	0.000	0.000	5.246	3.000	0.000	8.246
<b>Subtotal UNL (excluding IANR)</b>		<b>21.428</b>	<b>3.478</b>	<b>3.400</b>	<b>104.496</b>	<b>31.219</b>	<b>0.000</b>	<b>164.021</b>
<b>TOTAL Gifts, Grants, and Contracts</b>		<b>21.428</b>	<b>3.478</b>	<b>3.400</b>	<b>104.496</b>	<b>31.219</b>	<b>0.000</b>	<b>164.021</b>
<b><i>Auxiliary Enterprises</i></b>								
Academic Affairs	01	1.927	0.000	1.210	3.400	0.125	1.000	8.512
College of Architecture	02	0.000	0.000	0.000	0.000	0.000	1.000	1.000
College of Arts and Sciences	05	5.000	1.000	0.000	1.000	1.400	0.350	8.750
College of Fine and Performing Arts	07	0.000	0.000	0.000	2.790	1.000	0.100	3.890
College of Law	15	0.000	0.000	0.000	0.000	0.754	0.000	0.754
College of Education and Human Sciences	17	3.600	0.000	3.000	7.850	5.524	0.220	22.814

Museums and Art Gallery	28	0.000	0.000	0.000	0.060	0.843	0.000	0.200	1.103
Information Services	29	0.000	0.000	0.000	2.790	5.250	0.000	0.000	8.040
Facilities Mgmt & Planning	33	0.000	0.000	0.000	14.000	37.000	0.000	0.000	51.000
Student Services	42	5.280	0.000	5.950	98.222	128.585	6.480	113.100	357.617
Business and Finance	43	0.000	0.000	0.500	21.970	67.510	0.000	19.830	109.810
General Expense	44	0.000	0.000	0.000	0.995	1.336	0.000	0.000	2.331
Student Housing	75	0.000	0.000	1.000	74.630	282.949	0.000	177.180	535.759
Intercollegiate Athletics	77	0.280	0.000	33.500	165.372	80.171	1.000	0.000	280.323
Other Auxiliary Enterprises	79	0.000	0.000	1.500	42.280	24.875	0.000	4.150	72.805
<b>Subtotal UNL (excluding IANR)</b>		<b>16.087</b>	<b>1.000</b>	<b>46.660</b>	<b>435.359</b>	<b>637.322</b>	<b>11.450</b>	<b>316.630</b>	<b>1,464.508</b>
<b>TOTAL Auxiliary Enterprises</b>		<b>16.087</b>	<b>1.000</b>	<b>46.660</b>	<b>435.359</b>	<b>637.322</b>	<b>11.450</b>	<b>316.630</b>	<b>1,464.508</b>
<b>Stores and Services</b>									
Company Balance Sheets	98	0.000	0.000	9.000	26.727	7.466	0.000	0.000	43.193
<b>TOTAL Stores and Services</b>		<b>0.000</b>	<b>0.000</b>	<b>9.000</b>	<b>26.727</b>	<b>7.466</b>	<b>0.000</b>	<b>0.000</b>	<b>43.193</b>
<b>IANR Federal</b>									
Agriculture Research Division	62	4.260	0.000	0.000	10.800	10.000	11.500	0.000	36.560
Cooperative Extension Service	63	9.730	0.000	0.000	23.690	5.500	0.000	0.000	38.920
Nebraska Forest Service	65	1.600	0.000	0.000	12.000	0.500	0.000	0.000	14.100
<b>Subtotal IANR</b>		<b>15.590</b>	<b>0.000</b>	<b>0.000</b>	<b>46.490</b>	<b>16.000</b>	<b>11.500</b>	<b>0.000</b>	<b>89.580</b>
<b>TOTAL Federal</b>		<b>15.590</b>	<b>0.000</b>	<b>0.000</b>	<b>46.490</b>	<b>16.000</b>	<b>11.500</b>	<b>0.000</b>	<b>89.580</b>
<b>IANR Gifts, Grants, and Contracts</b>									
College of Ag Sciences and Natural Resources	61	0.200	0.000	0.000	0.000	0.000	0.000	0.000	0.200
Agriculture Research Division	62	7.100	0.000	0.000	15.100	10.980	12.750	0.000	45.930
Cooperative Extension Service	63	5.430	0.500	0.000	24.910	0.500	0.750	0.000	32.090
Nebraska Forest Service	65	0.400	0.000	0.000	2.300	0.000	0.000	0.000	2.700
IANR International Programs	68	2.500	2.000	0.000	2.000	0.000	1.000	0.000	7.500
<b>Subtotal IANR</b>		<b>15.630</b>	<b>2.500</b>	<b>0.000</b>	<b>44.310</b>	<b>11.480</b>	<b>14.500</b>	<b>0.000</b>	<b>88.420</b>
<b>TOTAL Gifts, Grants, and Contracts</b>		<b>15.630</b>	<b>2.500</b>	<b>0.000</b>	<b>44.310</b>	<b>11.480</b>	<b>14.500</b>	<b>0.000</b>	<b>88.420</b>
<b>IANR Auxiliary Enterprises</b>									
Agriculture Research Division	62	0.000	0.000	0.000	5.500	90.300	0.000	0.000	95.800
Cooperative Extension Service	63	0.790	0.000	0.000	1.210	0.000	0.000	0.000	2.000
Nebraska Forest Service	65	0.000	0.000	0.000	0.000	0.500	0.000	0.000	0.500
Other IANR	66	0.500	0.000	0.000	4.000	0.500	0.000	1.500	6.500
<b>Subtotal IANR</b>		<b>1.290</b>	<b>0.000</b>	<b>0.000</b>	<b>10.710</b>	<b>91.300</b>	<b>0.000</b>	<b>1.500</b>	<b>104.800</b>
<b>TOTAL Auxiliary Enterprises</b>		<b>1.290</b>	<b>0.000</b>	<b>0.000</b>	<b>10.710</b>	<b>91.300</b>	<b>0.000</b>	<b>1.500</b>	<b>104.800</b>
<b>TOTAL Restricted</b>		<b>78.572</b>	<b>8.340</b>	<b>60.805</b>	<b>702.757</b>	<b>802.862</b>	<b>37.450</b>	<b>318.130</b>	<b>2,008.916</b>

Table 13b. UNL Unrestricted and Designated/Restricted Programs, 2014-2015

Subprogram Name and Number	Faculty	Academic Admin	Other Admin	Mgr/ Prof Staff	Office/ Service	Other Academic	Student Hourly & All Others	Total
<b>TOTAL Unrestricted</b>	<b>1,512.497</b>	<b>120.090</b>	<b>34.725</b>	<b>869.319</b>	<b>865.458</b>	<b>368.340</b>	<b>59.980</b>	<b>3,830.409</b>
<b>TOTAL Designated</b>	<b>46.480</b>	<b>1.210</b>	<b>8.200</b>	<b>418.297</b>	<b>195.829</b>	<b>53.570</b>	<b>27.430</b>	<b>751.016</b>
<b>TOTAL Restricted</b>	<b>78.572</b>	<b>8.340</b>	<b>60.805</b>	<b>702.757</b>	<b>802.862</b>	<b>37.450</b>	<b>318.130</b>	<b>2,008.916</b>
<b>GRAND TOTAL University of Nebraska - Lincoln</b>	<b>1,637.549</b>	<b>129.640</b>	<b>103.730</b>	<b>1,990.373</b>	<b>1,864.149</b>	<b>459.360</b>	<b>405.540</b>	<b>6,590.341</b>



**Table 14. NCTA Unrestricted Subprograms, Employee FTE, 2014-2015**

Subprogram Name and Number	Faculty	Academic Admin	Other Admin	Mgr/ Prof Staff	Office/ Service	Other Academic	Student Hourly & All Others	Total
<b>Nebraska College of Technical Agriculture</b>								
Nebraska College of Technical Agriculture 67	16.250	2.000	0.000	10.500	14.550	0.000	0.000	43.300
<b>TOTAL Unrestricted</b>	<b>16.250</b>	<b>2.000</b>	<b>0.000</b>	<b>10.500</b>	<b>14.550</b>	<b>0.000</b>	<b>0.000</b>	<b>43.300</b>

**Table 15. NCTA Designated Subprograms, Employee FTE, 2014-2015**

Subprogram Name and Number	Faculty	Academic Admin	Other Admin	Mgr/ Prof Staff	Office/ Service	Other Academic	Student Hourly & All Others	Total
<b>Revolving</b>								
Nebraska College of Technical Agriculture 67	0.000	0.000	0.000	0.750	0.000	0.000	0.000	0.750
<b>TOTAL Designated</b>	<b>0.000</b>	<b>0.000</b>	<b>0.000</b>	<b>0.750</b>	<b>0.000</b>	<b>0.000</b>	<b>0.000</b>	<b>0.750</b>

**Table 16. NCTA Restricted Subprograms, Employee FTE, 2014-2015**

Subprogram Name and Number	Faculty	Academic Admin	Other Admin	Mgr/ Prof Staff	Office/ Service	Other Academic	Student Hourly & All Others	Total
<b>Auxiliary Enterprises</b>								
Nebraska College of Technical Agriculture 67	0.000	0.000	0.000	1.750	6.950	0.000	0.000	8.700
<b>TOTAL Auxiliary Enterprises</b>	<b>0.000</b>	<b>0.000</b>	<b>0.000</b>	<b>1.750</b>	<b>6.950</b>	<b>0.000</b>	<b>0.000</b>	<b>8.700</b>
<b>TOTAL Restricted</b>	<b>0.000</b>	<b>0.000</b>	<b>0.000</b>	<b>1.750</b>	<b>6.950</b>	<b>0.000</b>	<b>0.000</b>	<b>8.700</b>

**Table 16b. NCTA Unrestricted and Designated/Restricted Programs, 2014-2015**

Subprogram Name and Number	Faculty	Academic Admin	Other Admin	Mgr/ Prof Staff	Office/ Service	Other Academic	Student Hourly & All Others	Total
<b>TOTAL Unrestricted</b>	<b>16.250</b>	<b>2.000</b>	<b>0.000</b>	<b>10.500</b>	<b>14.550</b>	<b>0.000</b>	<b>0.000</b>	<b>43.300</b>
<b>TOTAL Designated</b>	<b>0.000</b>	<b>0.000</b>	<b>0.000</b>	<b>0.750</b>	<b>0.000</b>	<b>0.000</b>	<b>0.000</b>	<b>0.750</b>
<b>TOTAL Restricted</b>	<b>0.000</b>	<b>0.000</b>	<b>0.000</b>	<b>1.750</b>	<b>6.950</b>	<b>0.000</b>	<b>0.000</b>	<b>8.700</b>
<b>GRAND TOTAL NCTA</b>	<b>16.250</b>	<b>2.000</b>	<b>0.000</b>	<b>13.000</b>	<b>21.500</b>	<b>0.000</b>	<b>0.000</b>	<b>52.750</b>

**Table 17. UNMC Unrestricted Subprograms, Employee FTE, 2014-2015**

Subprogram Name and Number	Faculty	Academic Admin	Other Admin	Mgr/ Prof Staff	Office/ Service	Other Academic	Student Hourly & All Others	Total
<b>Instruction, Research, Extension, and Public Service</b>								
Academic Affairs 01	0.702	2.220	1.390	7.950	3.100	1.000	0.000	16.362
School of Allied Health 04	27.307	2.273	0.000	7.743	7.171	0.000	0.000	44.494
College of Dentistry 09	53.545	6.122	0.914	8.208	18.903	0.000	0.000	87.692
Graduate College 12	0.797	2.290	2.000	14.041	6.600	2.075	0.000	27.803
McGoogan Library of Medicine 16	11.950	0.950	0.000	2.000	12.446	0.000	1.200	28.546
College of Nursing 18	109.550	1.000	0.000	30.600	18.000	1.000	0.000	160.150
Eppley Research Institute 19	11.481	0.126	0.000	9.770	8.100	0.000	0.000	29.477
College of Pharmacy 20	25.188	2.448	0.000	4.619	5.200	7.500	0.000	44.955
Other Instruction or Research 22	0.000	0.000	0.000	7.099	6.310	0.000	0.000	13.409
Instruction Budget Adjustments 25	8.000	0.000	0.000	0.000	0.000	0.000	0.000	8.000
Academic Computing Support 29	0.000	0.000	0.000	13.200	5.000	0.000	0.000	18.200
Rural Health Education Network 30	0.000	0.000	0.000	0.000	0.000	0.000	1.000	1.000
College of Medicine 51	60.353	4.724	0.000	19.547	25.285	519.260	0.000	629.169
College of Medicine 52	84.874	1.741	0.000	22.138	31.796	1.000	0.000	141.549
College of Medicine 53	76.751	2.877	0.000	20.305	26.067	1.000	0.000	127.000
College of Public Health 54	43.337	0.344	0.000	15.711	13.975	0.780	0.000	74.147
UNMC/Eppley Center Cancer Research & Care 71	1.095	0.152	0.000	1.480	0.600	0.000	0.000	3.327
<b>Plant Operations and Maintenance</b>								
Physical Plant Administration 33	0.000	0.000	1.000	20.700	132.000	0.000	1.500	155.200
Other Plant Operations & Maintenance 38	0.000	0.000	0.000	3.000	93.565	0.000	0.000	96.565
<b>Administration and General Expense</b>								
Executive Administration 41	0.000	1.400	1.000	2.000	1.000	0.000	0.000	5.400
Student Services 42	0.000	0.750	0.000	15.952	9.621	0.000	0.060	26.383
Business and Finance 43	0.000	0.910	4.679	65.798	47.318	0.000	0.000	118.705
General Expense 44	0.000	0.000	0.490	13.399	3.812	0.000	0.000	17.701
<b>TOTAL Unrestricted</b>	<b>514.930</b>	<b>30.327</b>	<b>11.473</b>	<b>305.260</b>	<b>475.869</b>	<b>533.615</b>	<b>3.760</b>	<b>1,875.234</b>

**Table 18. UNMC Designated Subprograms, Employee FTE, 2014-2015**

Subprogram Name and Number	Faculty	Academic Admin	Other Admin	Mgr/ Prof Staff	Office/ Service	Other Academic	Student Hourly & All Others	Total
<b>Revolving</b>								
Academic Affairs 01	0.150	0.850	0.000	17.936	2.000	0.000	0.000	20.936
School of Allied Health 04	6.276	2.992	0.000	1.670	5.709	0.000	0.000	16.647
Continuing Studies and Public Services 26	1.300	0.000	0.000	15.000	11.300	0.000	0.000	27.600
Business and Finance 43	0.000	0.000	0.000	7.000	3.000	0.000	0.000	10.000
<b>Patient Revenue Activities</b>								
Munroe-Meyer Institute 55	20.853	0.798	0.000	76.415	46.847	9.726	0.000	154.639
Dental Clinic 56	7.154	0.000	0.000	12.531	62.567	1.000	0.000	83.252
<b>TOTAL Designated</b>	<b>35.733</b>	<b>4.640</b>	<b>0.000</b>	<b>130.552</b>	<b>131.423</b>	<b>10.726</b>	<b>0.000</b>	<b>313.074</b>

**Table 19. UNMC Restricted Subprograms, Employee FTE, 2014-2015**

Subprogram Name and Number	Faculty	Academic Admin	Other Admin	Mgr/ Prof Staff	Office/ Service	Other Academic	Student Hourly & All Others	Total
<b>Federal</b>								
School of Allied Health 04	1.254	0.165	0.000	2.813	0.470	0.000	0.000	4.702
College of Dentistry 09	2.612	0.178	0.000	5.356	1.150	2.600	0.000	11.896
College of Nursing 18	3.577	0.000	0.000	3.400	1.250	0.000	0.000	8.227
Eppley Research Institute 19	8.504	0.303	0.000	13.089	3.300	7.650	0.000	32.846
College of Pharmacy 20	5.324	0.157	0.000	4.800	2.500	10.145	0.000	22.926

Executive Administration	41	0.750	0.000	0.000	0.317	0.033	0.000	0.000	1.100
College of Medicine	51	39.220	0.481	0.000	30.617	3.000	24.891	0.000	98.209
College of Medicine	52	12.043	0.000	0.000	18.450	2.173	11.000	0.000	43.666
College of Medicine	53	11.311	0.000	0.306	25.917	2.600	5.697	0.000	45.831
College of Public Health	54	3.818	0.000	0.000	3.721	0.026	0.170	0.000	7.735
Munroe-Meyer Institute	55	5.640	0.000	0.000	8.585	0.950	4.312	0.000	19.487
<b>TOTAL Federal</b>		<b>94.053</b>	<b>1.284</b>	<b>0.306</b>	<b>117.065</b>	<b>17.452</b>	<b>66.465</b>	<b>0.000</b>	<b>296.625</b>
<b>Gifts, Grants, and Contracts</b>									
Academic Affairs	01	0.000	0.000	0.000	1.000	0.000	0.000	0.000	1.000
School of Allied Health	04	1.524	0.009	0.000	0.640	0.320	0.000	0.000	2.493
College of Dentistry	09	2.033	0.000	0.086	1.897	9.330	0.700	0.000	14.046
Graduate College	12	1.302	0.000	0.000	1.801	0.553	0.750	0.000	4.406
McGoogan Library of Medicine	16	1.000	0.000	0.000	0.000	0.000	0.000	0.000	1.000
College of Nursing	18	9.875	0.000	0.000	5.000	3.500	0.000	0.000	18.375
Eppley Research Institute	19	7.826	0.405	1.000	11.090	1.150	9.890	0.000	31.361
College of Pharmacy	20	5.515	0.238	0.000	3.971	3.500	7.603	0.000	20.827
Executive Administration	41	0.000	1.014	0.101	0.000	0.000	0.000	0.000	1.115
Student Services	42	0.000	0.000	0.000	0.000	0.359	0.000	0.000	0.359
General Expense	44	0.000	0.000	0.000	1.000	1.000	0.000	0.000	2.000
College of Medicine	51	13.846	2.099	0.000	25.719	3.000	8.192	0.000	52.856
College of Medicine	52	42.909	0.069	0.000	51.919	15.100	6.419	0.000	116.416
College of Medicine	53	88.901	0.000	0.300	61.759	41.488	10.752	0.000	203.200
College of Public Health	54	10.627	0.000	0.000	16.998	6.798	2.050	0.000	36.473
Munroe-Meyer Institute	55	11.753	0.000	0.000	55.466	5.480	2.700	0.000	75.399
UNMC/Eppley Center Cancer Research & Care	71	0.788	0.000	0.000	9.770	0.600	4.010	0.000	15.168
College of Medicine Clinical	83	150.181	0.846	1.000	119.202	51.215	1.000	0.000	323.444
College of Medicine Clinical	84	109.649	1.690	0.000	68.228	65.072	3.000	0.000	247.639
<b>TOTAL Gifts, Grants, and Contracts</b>		<b>457.729</b>	<b>6.370</b>	<b>2.487</b>	<b>435.460</b>	<b>208.465</b>	<b>57.066</b>	<b>0.000</b>	<b>1,167.577</b>
<b>Auxiliary Enterprises</b>									
Academic Affairs	01	0.000	0.000	0.000	0.180	1.000	0.000	0.000	1.180
School of Allied Health	04	4.268	0.000	0.000	1.279	0.406	0.000	0.000	5.953
College of Dentistry	09	1.946	0.000	0.000	0.060	2.810	1.500	0.000	6.316
Graduate College	12	0.250	0.000	0.000	2.800	0.000	0.000	0.000	3.050
McGoogan Library of Medicine	16	0.750	0.000	0.000	0.000	1.934	0.000	0.000	2.684
College of Nursing	18	0.000	0.000	0.000	4.000	2.000	0.000	0.000	6.000
Eppley Research Institute	19	1.350	0.000	0.000	1.070	0.350	0.250	0.000	3.020
College of Pharmacy	20	0.525	0.000	0.000	1.000	0.800	2.000	0.000	4.325
International Programs	24	0.000	0.000	0.000	3.901	0.000	0.000	0.000	3.901
Academic Computing Support	29	0.000	0.520	0.200	41.402	29.800	0.000	0.000	71.922
Physical Plant Administration	33	0.000	0.000	0.000	20.900	68.000	0.000	0.000	88.900
Student Services	42	0.483	0.000	0.000	0.653	2.000	0.000	0.000	3.136
Business and Finance	43	0.000	0.300	0.355	28.870	39.012	0.000	0.000	68.537
General Expense	44	0.000	0.000	0.000	4.391	1.600	0.000	0.000	5.991
College of Medicine	51	1.790	0.000	1.000	15.748	28.660	0.000	0.422	47.620
College of Medicine	53	0.769	0.000	0.000	14.628	3.459	0.000	0.000	18.856
College of Public Health	54	0.220	0.000	0.000	4.086	4.105	0.000	0.000	8.411
Munroe-Meyer Institute	55	12.172	0.095	0.000	25.608	12.930	1.998	0.000	52.803
Dental Clinic	56	0.100	0.000	0.000	0.098	1.240	0.000	0.000	1.438
<b>TOTAL Auxiliary Enterprises</b>		<b>24.623</b>	<b>0.915</b>	<b>1.555</b>	<b>170.674</b>	<b>200.106</b>	<b>5.748</b>	<b>0.422</b>	<b>404.043</b>
<b>Stores and Services</b>									
Stores/Services	96	0.000	0.170	2.089	15.220	31.871	3.000	0.000	52.350
Clearing Centers	97	4.500	0.087	0.000	4.853	2.000	0.000	0.000	11.440
Company Balance Sheets	98	0.000	0.000	0.000	1.000	0.200	0.000	0.000	1.200
<b>TOTAL Stores and Services</b>		<b>4.500</b>	<b>0.257</b>	<b>2.089</b>	<b>21.073</b>	<b>34.071</b>	<b>3.000</b>	<b>0.000</b>	<b>64.990</b>
<b>TOTAL Restricted</b>		<b>580.905</b>	<b>8.826</b>	<b>6.437</b>	<b>744.272</b>	<b>460.094</b>	<b>132.279</b>	<b>0.422</b>	<b>1,933.235</b>

**Table 19b. UNMC Unrestricted and Designated/Restricted Programs, 2014-2015**

Subprogram Name and Number	Faculty	Academic Admin	Other Admin	Mgr/ Prof Staff	Office/ Service	Other Academic	Student Hourly & All Others	Total
<b>TOTAL Unrestricted</b>	<b>514.930</b>	<b>30.327</b>	<b>11.473</b>	<b>305.260</b>	<b>475.869</b>	<b>533.615</b>	<b>3.760</b>	<b>1,875.234</b>
<b>TOTAL Designated</b>	<b>35.733</b>	<b>4.640</b>	<b>0.000</b>	<b>130.552</b>	<b>131.423</b>	<b>10.726</b>	<b>0.000</b>	<b>313.074</b>
<b>TOTAL Restricted</b>	<b>580.905</b>	<b>8.826</b>	<b>6.437</b>	<b>744.272</b>	<b>460.094</b>	<b>132.279</b>	<b>0.422</b>	<b>1,933.235</b>
<b>GRAND TOTAL University of Nebraska Medical Center</b>	<b>1,131.568</b>	<b>43.793</b>	<b>17.910</b>	<b>1,180.084</b>	<b>1,067.386</b>	<b>676.620</b>	<b>4.182</b>	<b>4,121.543</b>

**Table 20. UNO Unrestricted Subprograms, Employee FTE, 2014-2015**

Subprogram Name and Number	Faculty	Academic Admin	Other Admin	Mgr/ Prof Staff	Office/ Service	Other Academic	Student Hourly & All Others	Total
<b>Instruction, Research, Extension, and Public Service</b>								
Academic Affairs 01	1.500	3.500	1.000	8.000	4.000	0.000	0.300	18.300
College of Public Affairs and Community Services 03	75.150	7.200	0.000	13.920	14.000	9.140	1.680	121.090
College of Arts and Sciences 05	202.890	11.400	0.000	13.710	23.010	24.320	7.900	283.230
College of Business Administration 06	51.100	4.900	0.000	17.690	11.350	1.330	3.040	89.410
College of Communication, Fine Arts and Media 07	65.600	5.500	0.000	17.710	7.970	5.660	2.150	104.590
College of Information Science and Technology 08	44.290	3.550	0.000	7.960	3.000	4.990	4.340	68.130
College of Education 10	83.960	4.880	0.000	12.820	16.500	8.990	6.300	133.450
Graduate Studies 12	0.000	0.500	0.000	6.620	2.130	0.990	0.580	10.820
Criss Library 16	12.000	2.000	0.000	11.000	21.000	0.000	10.960	56.960
Summer Sessions 21	27.750	0.000	0.000	0.000	0.000	0.000	0.000	27.750
Other Instruction and Research 22	24.900	1.000	2.000	4.490	4.350	0.330	0.140	37.210
International Programs 24	0.280	1.000	0.000	4.160	2.690	0.000	0.550	8.680
Continuing Studies 26	6.730	0.000	0.000	9.500	4.000	0.000	1.220	21.450
Information Services 29	0.000	0.000	0.000	28.920	0.500	0.000	0.000	29.420
<b>Plant Operations and Maintenance</b>								
Physical Plant Administration 33	0.000	0.000	1.500	22.000	150.600	0.000	8.320	182.420
<b>Administration and General Expense</b>								
Executive Administration 41	0.000	0.960	0.000	3.000	1.000	0.000	0.320	5.280
Student Services 42	0.000	0.000	3.990	33.100	23.640	0.660	16.110	77.500
Business and Finance 43	0.000	0.000	4.500	30.030	24.750	0.000	4.820	64.100
General Expense 44	0.000	0.000	0.000	9.290	2.750	0.000	0.000	12.040
Peter Kiewit Institute 46	0.000	0.000	1.000	0.000	0.000	0.000	0.000	1.000
<b>TOTAL Unrestricted</b>	<b>596.150</b>	<b>46.390</b>	<b>13.990</b>	<b>253.920</b>	<b>317.240</b>	<b>56.410</b>	<b>68.730</b>	<b>1,352.830</b>

**Table 21. UNO Designated Subprograms, Employee FTE, 2014-2015**

Subprogram Name and Number	Faculty	Academic Admin	Other Admin	Mgr/ Prof Staff	Office/ Service	Other Academic	Student Hourly & All Others	Total
<b>Revolving</b>								
College of Public Affairs and Community Services 03	0.000	0.000	0.000	0.900	2.000	0.000	0.430	3.330
College of Arts and Sciences 05	0.000	0.000	0.000	0.990	0.740	0.000	0.000	1.730
College of Business Administration 06	0.000	0.000	0.000	10.200	2.000	0.330	0.230	12.760
College of Communication, Fine Arts and Media 07	0.660	0.000	0.000	5.590	1.630	0.330	0.320	8.530
College of Information Science and Technology 08	0.000	0.000	0.000	0.000	0.000	0.000	1.330	1.330
College of Education 10	0.000	0.000	0.000	2.000	0.000	0.000	36.250	38.250
Graduate Studies 12	0.000	0.000	0.000	1.280	2.520	0.000	0.000	3.800
Criss Library 16	0.000	0.000	0.000	0.500	1.000	0.000	0.000	1.500
Other Instruction and Research 22	0.000	0.000	0.180	14.180	1.000	0.330	12.950	28.640
International Programs 24	0.000	0.000	0.000	13.720	5.810	0.000	1.990	21.520
Continuing Studies 26	0.000	0.000	0.000	0.500	0.000	0.000	0.000	0.500
Information Services 29	0.000	0.000	0.000	6.110	0.000	0.000	0.000	6.110
Student Services 42	0.000	0.000	0.830	23.620	12.860	0.660	6.550	44.520
Business and Finance 43	0.000	0.000	0.000	2.360	0.000	0.000	0.120	2.480
<b>TOTAL Designated</b>	<b>0.660</b>	<b>0.000</b>	<b>1.010</b>	<b>81.950</b>	<b>29.560</b>	<b>1.650</b>	<b>60.170</b>	<b>175.000</b>

**Table 22. UNO Restricted Subprograms, Employee FTE, 2014-2015**

Subprogram Name and Number	Faculty	Academic Admin	Other Admin	Mgr/ Prof Staff	Office/ Service	Other Academic	Student Hourly & All Others	Total
<b>Federal</b>								
College of Public Affairs and Community Services 03	1.000	0.000	0.000	3.000	2.000	0.000	0.000	6.000
College of Arts and Sciences 05	0.000	0.000	0.000	1.000	0.000	0.000	0.000	1.000

College of Business Administration	06	1.000	0.500	0.000	8.610	1.000	0.000	0.000	11.110
College of Information Science and Technology	08	1.050	0.000	0.000	1.000	0.000	0.000	0.000	2.050
Student Services	42	0.000	0.000	0.000	4.240	0.790	0.000	0.000	5.030
<b>TOTAL Federal</b>		<b>3.050</b>	<b>0.500</b>	<b>0.000</b>	<b>17.850</b>	<b>3.790</b>	<b>0.000</b>	<b>0.000</b>	<b>25.190</b>
<b>Gifts, Grants, and Contracts</b>									
Academic Affairs	01	0.000	0.000	0.000	6.000	1.000	0.000	0.000	7.000
College of Public Affairs and Community Services	03	1.210	0.000	0.000	7.620	0.000	0.000	0.000	8.830
College of Arts and Sciences	05	0.000	0.000	0.000	1.000	1.500	0.000	0.000	2.500
College of Business Administration	06	0.000	0.000	0.000	1.000	0.000	0.000	0.000	1.000
College of Communication, Fine Arts and Media	07	0.000	0.000	0.000	6.600	1.610	0.000	3.640	11.850
College of Information Science and Technology	08	1.240	0.250	0.000	6.000	0.000	0.000	0.000	7.490
College of Education	10	0.000	0.000	0.000	4.000	0.000	0.000	0.000	4.000
Other Instruction and Research	22	0.000	0.000	0.000	7.690	2.000	0.000	0.000	9.690
Executive Administration	41	0.000	0.040	0.000	1.000	0.000	0.000	0.000	1.040
Peter Kiewit Institute	46	0.000	0.000	0.000	1.000	0.000	0.000	0.000	1.000
<b>TOTAL Gifts, Grants, and Contracts</b>		<b>2.450</b>	<b>0.290</b>	<b>0.000</b>	<b>41.910</b>	<b>6.110</b>	<b>0.000</b>	<b>3.640</b>	<b>54.400</b>
<b>Auxiliary Enterprises</b>									
Information Services	29	0.000	0.000	0.000	4.500	2.000	0.000	0.340	6.840
Physical Plant Administration	33	0.000	0.000	0.000	1.000	3.000	0.000	0.000	4.000
Student Services	42	0.000	0.000	1.200	29.150	59.350	2.000	65.700	157.400
Business and Finance	43	0.000	0.000	0.000	0.250	0.000	0.000	0.000	0.250
General Expense	44	0.000	0.000	0.000	1.560	1.550	0.000	0.510	3.620
Student Housing	75	0.000	0.000	0.000	6.900	4.000	0.000	5.490	16.390
Intercollegiate Athletics	77	0.000	0.000	14.850	35.000	8.430	0.000	6.950	65.230
Arena	78	0.000	0.000	1.000	0.000	0.000	0.000	0.000	1.000
<b>TOTAL Auxiliary Enterprises</b>		<b>0.000</b>	<b>0.000</b>	<b>17.050</b>	<b>78.360</b>	<b>78.330</b>	<b>2.000</b>	<b>78.990</b>	<b>254.730</b>
<b>Stores and Services</b>									
Company Balance Sheets	98	0.000	0.000	1.000	5.200	2.250	0.000	0.000	8.450
<b>TOTAL Stores and Services</b>		<b>0.000</b>	<b>0.000</b>	<b>1.000</b>	<b>5.200</b>	<b>2.250</b>	<b>0.000</b>	<b>0.000</b>	<b>8.450</b>
<b>TOTAL Restricted</b>		<b>5.500</b>	<b>0.790</b>	<b>18.050</b>	<b>143.320</b>	<b>90.480</b>	<b>2.000</b>	<b>82.630</b>	<b>342.770</b>

Table 22b. UNO Unrestricted and Designated/Restricted Programs, 2014-2015

Subprogram Name and Number	Faculty	Academic Admin	Other Admin	Mgr/ Prof Staff	Office/ Service	Other Academic	Student Hourly & All Others	Total
<b>TOTAL Unrestricted</b>	<b>596.150</b>	<b>46.390</b>	<b>13.990</b>	<b>253.920</b>	<b>317.240</b>	<b>56.410</b>	<b>68.730</b>	<b>1,352.830</b>
<b>TOTAL Designated</b>	<b>0.660</b>	<b>0.000</b>	<b>1.010</b>	<b>81.950</b>	<b>29.560</b>	<b>1.650</b>	<b>60.170</b>	<b>175.000</b>
<b>TOTAL Restricted</b>	<b>5.500</b>	<b>0.790</b>	<b>18.050</b>	<b>143.320</b>	<b>90.480</b>	<b>2.000</b>	<b>82.630</b>	<b>342.770</b>
<b>GRAND TOTAL University of Nebraska at Omaha</b>	<b>602.310</b>	<b>47.180</b>	<b>33.050</b>	<b>479.190</b>	<b>437.280</b>	<b>60.060</b>	<b>211.530</b>	<b>1,870.600</b>

**Table 23. UNK Unrestricted Subprograms, Employee FTE, 2014-2015**

Subprogram Name and Number	Faculty	Academic Admin	Other Admin	Mgr/ Prof Staff	Office/ Service	Other Academic	Student Hourly & All Others	Total
<b>Instruction, Research, Extension, and Public Service</b>								
Academic Affairs 01	0.000	1.100	0.240	2.750	1.600	0.000	0.020	5.710
College of Natural and Social Sciences 05	93.950	6.300	0.000	6.750	11.750	0.330	4.270	123.350
College of Business Administration 06	53.600	4.400	0.000	3.500	9.000	0.000	3.800	74.300
College of Fine Arts & Humanities 07	72.300	3.350	0.000	3.300	7.000	0.000	5.370	91.320
College of Education 10	60.835	4.400	0.176	7.000	11.869	0.000	2.300	86.580
College of Graduate Studies 12	0.750	1.400	0.000	3.525	2.500	16.170	1.090	25.435
University Libraries 16	9.000	1.000	0.000	3.000	13.000	0.000	3.920	29.920
Summer Sessions 21	13.530	0.000	0.000	0.000	0.000	0.000	0.000	13.530
Other Instruction and Research 22	0.000	2.650	0.760	5.000	1.900	0.000	0.390	10.700
International Programs 24	0.000	1.000	0.000	5.278	1.000	0.000	0.000	7.278
Continuing Studies and Public Services 26	5.670	0.000	0.000	3.009	2.000	0.000	0.000	10.679
Museums and Art Gallery 28	0.000	0.000	1.000	1.600	0.000	0.000	0.360	2.960
Academic Computing Support 29	0.000	0.000	1.000	9.526	4.419	0.000	0.000	14.945
<b>Plant Operations and Maintenance</b>								
Physical Plant Administration 33	0.000	0.000	0.723	7.166	66.923	0.000	1.340	76.152
<b>Administration and General Expense</b>								
Executive Administration 41	0.000	0.926	1.000	1.000	1.000	0.000	0.140	4.066
Student Affairs 42	0.000	0.000	3.330	25.895	18.043	0.000	4.270	51.538
Business and Finance 43	0.250	0.000	3.099	14.915	13.100	0.000	1.080	32.444
General Expense 44	0.000	1.000	1.000	3.577	1.896	0.000	0.407	7.880
Intercollegiate Athletics 77	0.225	0.000	11.643	15.209	3.000	1.650	0.000	31.727
<b>TOTAL Unrestricted</b>	<b>310.110</b>	<b>27.526</b>	<b>23.971</b>	<b>122.000</b>	<b>170.000</b>	<b>18.150</b>	<b>28.757</b>	<b>700.514</b>

**Table 24. UNK Designated Subprograms, Employee FTE, 2014-2015**

Subprogram Name and Number	Faculty	Academic Admin	Other Admin	Mgr/ Prof Staff	Office/ Service	Other Academic	Student Hourly & All Others	Total
<b>Revolving</b>								
Academic Affairs 01	0.370	0.000	0.000	0.504	0.000	0.000	0.000	0.874
College of Natural and Social Sciences 05	0.000	0.000	0.000	0.000	0.500	0.000	0.000	0.500
College of Fine Arts & Humanities 07	0.000	0.000	0.000	1.356	1.000	0.000	0.000	2.356
College of Education 10	0.000	0.000	0.000	0.000	0.536	0.000	0.000	0.536
College of Graduate Studies 12	0.000	0.100	0.000	0.000	0.500	0.000	0.000	0.600
Other Instruction and Research 22	0.000	0.000	0.000	2.000	0.000	0.000	0.000	2.000
International Programs 24	0.000	0.000	0.000	1.472	1.000	0.000	0.000	2.472
Continuing Studies and Public Services 26	0.000	0.000	0.000	4.113	0.000	0.000	0.000	4.113
Academic Computing Support 29	0.000	0.000	0.000	8.074	0.048	0.000	0.000	8.122
Student Affairs 42	0.000	0.000	0.000	1.000	1.000	0.000	1.480	3.480
Business and Finance 43	0.000	0.000	0.000	0.000	0.500	0.000	0.000	0.500
General Expense 44	0.000	0.000	0.000	1.760	0.000	0.000	0.000	1.760
<b>TOTAL Designated</b>	<b>0.370</b>	<b>0.100</b>	<b>0.000</b>	<b>20.279</b>	<b>5.084</b>	<b>0.000</b>	<b>1.480</b>	<b>27.313</b>

**Table 25. UNK Restricted Subprograms, Employee FTE, 2014-2015**

Subprogram Name and Number	Faculty	Academic Admin	Other Admin	Mgr/ Prof Staff	Office/ Service	Other Academic	Student Hourly & All Others	Total
<b>Federal</b>								
Student Aid 23	0.000	0.000	0.000	0.379	0.000	0.000	0.000	0.379
Student Affairs 42	0.000	0.000	0.000	3.168	1.915	0.000	0.000	5.083
<b>TOTAL Federal</b>	<b>0.000</b>	<b>0.000</b>	<b>0.000</b>	<b>3.547</b>	<b>1.915</b>	<b>0.000</b>	<b>0.000</b>	<b>5.462</b>

<b>Gifts, Grants, and Contracts</b>									
Academic Affairs	01	0.000	0.000	0.000	3.000	1.000	0.000	0.000	4.000
College of Education	10	1.000	0.000	0.000	0.000	0.000	0.000	0.000	1.000
Other Instruction and Research	22	0.000	0.000	0.000	3.200	1.000	0.000	0.000	4.200
Executive Administration	41	0.000	0.074	0.000	0.000	0.000	0.000	0.000	0.074
Business and Finance	43	0.000	0.000	0.000	0.500	0.000	0.000	0.000	0.500
Intercollegiate Athletics	77	0.000	0.000	0.000	1.301	0.000	0.000	0.000	1.301
<b>TOTAL Gifts, Grants, and Contracts</b>		<b>1.000</b>	<b>0.074</b>	<b>0.000</b>	<b>8.001</b>	<b>2.000</b>	<b>0.000</b>	<b>0.000</b>	<b>11.075</b>
<b>Auxiliary Enterprises</b>									
Academic Computing Support	29	0.000	0.000	0.000	0.313	0.533	0.000	0.000	0.846
Physical Plant Administration	33	0.000	0.000	0.277	0.834	34.587	0.000	6.610	42.308
Student Affairs	42	0.000	0.000	0.670	24.141	6.750	1.320	66.024	98.905
Business and Finance	43	0.000	0.000	2.901	6.335	13.900	0.000	1.510	24.646
General Expense	44	0.000	0.000	0.000	0.000	0.600	0.000	0.000	0.600
Intercollegiate Athletics	77	0.225	0.000	11.643	16.209	3.000	1.650	0.040	32.767
<b>TOTAL Auxiliary Enterprises</b>		<b>0.225</b>	<b>0.000</b>	<b>15.491</b>	<b>47.832</b>	<b>59.370</b>	<b>2.970</b>	<b>74.184</b>	<b>200.072</b>
<b>Stores and Services</b>									
Company Balance Sheets	98	0.000	0.000	0.000	4.275	1.094	0.000	0.000	5.369
Income Activity	99	13.300	0.000	0.000	0.000	0.000	0.000	14.660	27.960
<b>TOTAL Stores and Services</b>		<b>13.300</b>	<b>0.000</b>	<b>0.000</b>	<b>4.275</b>	<b>1.094</b>	<b>0.000</b>	<b>14.660</b>	<b>33.329</b>
<b>TOTAL Restricted</b>		<b>14.525</b>	<b>0.074</b>	<b>15.491</b>	<b>63.655</b>	<b>64.379</b>	<b>2.970</b>	<b>88.844</b>	<b>249.938</b>

Table 25b. UNK Unrestricted and Designated/Restricted Programs, 2014-2015

Subprogram Name and Number	Faculty	Academic Admin	Other Admin	Mgr/ Prof Staff	Office/ Service	Other Academic	Student Hourly & All Others	Total
<b>TOTAL Unrestricted</b>	<b>310.110</b>	<b>27.526</b>	<b>23.971</b>	<b>122.000</b>	<b>170.000</b>	<b>18.150</b>	<b>28.757</b>	<b>700.514</b>
<b>TOTAL Designated</b>	<b>0.370</b>	<b>0.100</b>	<b>0.000</b>	<b>20.279</b>	<b>5.084</b>	<b>0.000</b>	<b>1.480</b>	<b>27.313</b>
<b>TOTAL Restricted</b>	<b>14.525</b>	<b>0.074</b>	<b>15.491</b>	<b>63.655</b>	<b>64.379</b>	<b>2.970</b>	<b>88.844</b>	<b>249.938</b>
<b>GRAND TOTAL University of Nebraska at Kearney</b>	<b>325.005</b>	<b>27.700</b>	<b>39.462</b>	<b>205.934</b>	<b>239.463</b>	<b>21.120</b>	<b>119.081</b>	<b>977.765</b>



**Table 26. UNCA Unrestricted Subprograms, Employee FTE, 2014-2015**

Subprogram Name and Number	Faculty	Academic Admin	Other Admin	Mgr/ Prof Staff	Office/ Service	Other Academic	Student Hourly & All Others	Total
<b>Instruction, Research, Extension, and Public Service</b>								
EPSCoR 31	0.000	0.150	0.000	0.450	0.400	0.000	0.000	1.000
<b>Administration and General Expense</b>								
System Administration 41	0.000	3.350	20.020	14.000	7.570	0.000	1.500	46.440
Nebraska Student Information System 42	0.000	0.000	0.000	18.449	0.500	0.000	0.500	19.449
University-Wide Computing 44	0.000	0.000	1.000	72.161	17.100	0.000	2.500	92.761
General Administration 46	0.000	1.000	2.000	19.000	1.530	0.000	2.000	25.530
<b>TOTAL Unrestricted</b>	<b>0.000</b>	<b>4.500</b>	<b>23.020</b>	<b>124.060</b>	<b>27.100</b>	<b>0.000</b>	<b>6.500</b>	<b>185.180</b>

**Table 27. UNCA Designated Subprograms, Employee FTE, 2014-2015**

Subprogram Name and Number	Faculty	Academic Admin	Other Admin	Mgr/ Prof Staff	Office/ Service	Other Academic	Student Hourly & All Others	Total
<b>Revolving</b>								
Distance Education 30	0.000	2.000	0.000	10.490	4.750	0.000	0.000	17.240
University-Wide Computing 44	0.000	0.000	0.000	1.000	0.000	0.000	0.000	1.000
<b>TOTAL Designated</b>	<b>0.000</b>	<b>2.000</b>	<b>0.000</b>	<b>11.490</b>	<b>4.750</b>	<b>0.000</b>	<b>0.000</b>	<b>18.240</b>

**Table 28. UNCA Restricted Subprograms, Employee FTE, 2014-2015**

Subprogram Name and Number	Faculty	Academic Admin	Other Admin	Mgr/ Prof Staff	Office/ Service	Other Academic	Student Hourly & All Others	Total
<b>Federal</b>								
EPSCoR 31	0.000	0.450	0.000	1.550	1.600	0.000	0.000	3.600
<b>TOTAL Federal</b>	<b>0.000</b>	<b>0.450</b>	<b>0.000</b>	<b>1.550</b>	<b>1.600</b>	<b>0.000</b>	<b>0.000</b>	<b>3.600</b>
<b>Gifts, Grants, and Contracts</b>								
System Administration 41	0.000	0.000	0.000	0.800	1.000	0.000	0.000	1.800
General Administration 46	0.000	0.000	0.000	1.500	0.000	0.000	0.000	1.500
<b>TOTAL Gifts, Grants, and Contracts</b>	<b>0.000</b>	<b>0.000</b>	<b>0.000</b>	<b>2.300</b>	<b>1.000</b>	<b>0.000</b>	<b>0.000</b>	<b>3.300</b>
<b>TOTAL Restricted</b>	<b>0.000</b>	<b>0.450</b>	<b>0.000</b>	<b>3.850</b>	<b>2.600</b>	<b>0.000</b>	<b>0.000</b>	<b>6.900</b>

**Table 28b. UNCA Unrestricted and Designated/Restricted Programs, 2014-2015**

Subprogram Name and Number	Faculty	Academic Admin	Other Admin	Mgr/ Prof Staff	Office/ Service	Other Academic	Student Hourly & All Others	Total
<b>TOTAL Unrestricted</b>	<b>0.000</b>	<b>4.500</b>	<b>23.020</b>	<b>124.060</b>	<b>27.100</b>	<b>0.000</b>	<b>6.500</b>	<b>185.180</b>
<b>TOTAL Designated</b>	<b>0.000</b>	<b>2.000</b>	<b>0.000</b>	<b>11.490</b>	<b>4.750</b>	<b>0.000</b>	<b>0.000</b>	<b>18.240</b>
<b>TOTAL Restricted</b>	<b>0.000</b>	<b>0.450</b>	<b>0.000</b>	<b>3.850</b>	<b>2.600</b>	<b>0.000</b>	<b>0.000</b>	<b>6.900</b>
<b>GRAND TOTAL Univ of Nebr Central Administration</b>	<b>0.000</b>	<b>6.950</b>	<b>23.020</b>	<b>139.400</b>	<b>34.450</b>	<b>0.000</b>	<b>6.500</b>	<b>210.320</b>

## Chapter 4. Enrollment Summary

**Table 29. Number of Students by College and Administrative Site  
Fall Semesters 2004-2014**

College	2004	2005	2006	2007	2008	2009	2010	2011	2012	2013	2014
<b>UNL</b>											
<i>Undergraduate</i>											
Agricultural Sciences and Natural Resources	1,222	1,264	1,303	1,455	1,642	1,758	1,880	1,938	2,009	2,114	2,254
Architecture	522	526	534	516	532	491	451	398	376	393	391
Arts and Sciences	4,151	4,188	4,334	4,296	4,250	4,801	4,849	4,739	4,695	4,586	4,664
Business Administration	2,819	2,802	2,783	2,895	3,017	3,009	2,928	3,036	3,172	3,384	3,547
Education and Human Sciences	2,352	2,377	2,464	2,595	2,727	2,900	3,133	3,200	3,108	2,950	2,954
Engineering	2,420	2,416	2,449	2,501	2,514	2,580	2,638	2,692	2,740	2,759	2,993
Fine and Performing Arts	653	659	613	624	647	673	694	657	608	614	638
Journalism and Mass Communications	875	820	818	831	868	884	876	861	894	936	1,011
Undecided	1,984	1,865	1,918	2,135	2,146	1,652	1,733	1,637	1,307	1,493	1,348
Visiting	139	120	155	205	183	207	201	187	194	147	179
<i>Undergraduate Total</i>	17,137	17,037	17,371	18,053	18,526	18,955	19,383	19,345	19,103	19,376	19,979
<i>Graduate</i>											
<i>Graduate Total</i>	4,162	4,150	4,257	4,418	4,500	4,591	4,620	4,679	4,559	4,554	4,517
<i>Professional</i>											
Architecture	76	76	65	65	68	85	111	86	56	45	61
Education and Human Sciences	8	15	14	14	19	17	18	25	27	18	15
Law	409	397	399	398	410	402	426	399	404	388	373
Plant Health								9	11	15	10
Veterinary Medicine				25	50	50	52	50	47	49	51
<i>Professional Total</i>	493	488	478	502	547	554	607	569	545	515	510
<i>Total UNL</i>	21,792	21,675	22,106	22,973	23,573	24,100	24,610	24,593	24,207	24,445	25,006
<b>UNMC</b>											
<i>Undergraduate</i>											
Dentistry (Dental Hygiene)	48	47	48	48	48	49	48	48	48	48	48
Medicine (Allied Health)	94	95	96	95	89	89	88	91	109	119	117
Nursing	630	704	698	669	656	652	785	852	665	643	663
Unclassified	8	5	1	17	13	21	37	22	31	25	22
<i>Undergraduate Total</i>	780	851	843	829	806	811	958	1,013	853	835	850
<i>Graduate</i>											
<i>Graduate Total</i>	512	538	590	647	698	708	727	744	752	745	769
<i>Professional</i>											
Allied Health Certification Program	252	254	256	258	261	276	288	302	413	430	409
Nursing Certification Program	13	16	16	10	18	17	25	17	11	15	21
Nursing DNP								14	27	34	25
Medical Family Therapy	0		2	0							
Radiology Oncology Physics	2	2	2	2		1	2	2	2	2	2
Pharmacy	259	267	265	267	267	271	317	244	235	230	245
Public Health								115	147	168	168
Dentistry	192	191	195	197	201	198	196	201	205	204	205
Medicine (M.D.)	474	483	482	479	483	490	495	497	521	510	509
Medicine (Post M.D.)	420	393	416	439	460	465	485	477	489	508	493
<i>Professional Total</i>	1,612	1,606	1,634	1,652	1,690	1,718	1,808	1,869	2,050	2,101	2,077
<i>Total UNMC</i>	2,904	2,995	3,067	3,128	3,194	3,237	3,493	3,626	3,655	3,681	3,696

**Table 29. Continued**

College	2004	2005	2006	2007	2008	2009	2010	2011	2012	2013	2014
<b>UNO</b>											
<i>Undergraduate</i>											
Arts and Sciences	3,496	3,671	3,483	3,434	3,347	3,475	3,529	3,669	3,708	3,601	3,513
Business Administration	1,996	1,971	2,007	2,043	2,044	1,952	1,894	1,845	1,835	1,941	1,995
CPACS	823	795	785	717	680	698	811	875	931	1,063	972
Education	1,397	694	889	1,073	1,080	1,453	1,564	1,543	1,576	1,553	1,500
Communication, Fine Arts, & Media	525	1,436	1,430	1,479	1,418	1,157	1,140	1,112	1,098	1,093	796
Information Science and Technology	698	642	586	608	596	604	602	597	668	752	1,080
Continuing Studies	1,026	1,011	907	948	952	1,046	1,101	1,236	1,339	1,270	1,250
Non-Degree	351	330	299	301	282	273	316	300	313	270	310
University Division	729	779	770	728	928	896	876	787	668	792	805
<i>Undergraduate Total</i>	11,041	11,329	11,156	11,331	11,327	11,554	11,833	11,964	12,136	12,335	12,221
<i>Graduate</i>											
<i>Graduate Total</i>	2,783	2,764	2,750	2,825	2,886	3,066	2,832	2,748	2,650	2,892	3,006
<i>Total UNO</i>	13,824	14,093	13,906	14,156	14,213	14,620	14,665	14,712	14,786	15,227	15,227
<b>UNK</b>											
<i>Undergraduate</i>											
Business and Technology	1,317	1,341	1,330	1,318	1,277	1,236	1,145	1,272	1,301	1,309	1,277
Education	1,049	1,031	1,069	1,017	1,022	1,087	1,108	1,198	1,277	1,289	1,227
Fine Arts and Humanities	766	769	753	718	697	699	741	718	719	645	624
Natural and Social Sciences	1,283	1,354	1,276	1,256	1,168	1,170	1,241	1,362	1,425	1,336	1,335
University College	965	848	802	781	747	712	646	758	734	743	676
Non-Degree		38	46	93	193	127	281	134	192	180	135
<i>Undergraduate Total</i>	5,380	5,381	5,276	5,183	5,104	5,031	5,162	5,442	5,648	5,502	5,274
<i>Graduate</i>											
<i>Graduate Total</i>	1,002	1,064	1,192	1,295	1,439	1,619	1,591	1,658	1,551	1,550	1,628
<i>Total UNK</i>	6,382	6,445	6,468	6,478	6,543	6,650	6,753	7,100	7,199	7,052	6,902
<b>University Totals</b>											
Total University of Nebraska	44,902	45,208	45,547	46,735	47,523	48,607	49,521	50,031	49,847	50,405	50,831
<i>Nebraska College of Technical Agriculture</i>											
Undergraduate	214	262	272	327	285	425	383	333	331	300	384
Total University of Nebraska (with NCTA)	45,116	45,470	45,819	47,062	47,808	49,032	49,904	50,364	50,178	50,705	51,215

- (a) Students are counted on the campus that administers the program, not necessarily the campus where courses are taught.
- (b) In Fall 2003, the Human Resources & Family Sciences and Teachers Colleges were merged to form the Education and Human Sciences College.
- (c) In Fall 2003, the Division of Continuing Education was discontinued.
- (d) In Fall 2000, the classification of UNMC Physical Therapy and Physician Assistant students was changed from graduate to professional.
- (e) The Nebraska College of Technical Agriculture (NCTA) at Curtis is administered by UNL's College of Agricultural Sciences and Natural Resources.

Sources: UNL Institutional Research and Planning; UNMC Office of Academic Records; UNO Office of Institutional Research; and UNK Office of Institutional Research.

**Table 30. Student Credit Hour Report by College of Student (a) and Student Level  
Fall Semesters 2004-2014**

College	2004	2005	2006	2007	2008	2009	2010	2011	2012	2013	2014
<b>UNL</b>											
Agricultural Sciences and Natural Resources	16,869	17,777	18,295	21,019	24,242	25,716	27,241	27,905	28,807	30,424	32,004
Architecture	7,866	7,913	7,898	7,664	8,143	7,953	7,626	6,529	5,775	5,874	6,103
Arts and Sciences	57,054	57,984	60,426	59,852	59,981	66,365	66,935	65,154	64,593	62,739	63,508
Business Administration	38,396	38,517	38,313	39,773	41,181	40,874	39,586	41,341	43,385	46,551	48,814
Education and Human Sciences (b)	31,443	32,093	33,637	35,430	37,288	39,637	42,423	43,588	42,245	40,779	40,505
Engineering	27,114	26,999	27,294	28,807	28,808	29,937	31,684	31,947	32,532	32,804	35,723
Fine and Performing Arts	9,045	9,223	8,447	8,719	9,253	9,543	9,689	9,273	8,487	8,444	8,713
Journalism and Mass Communications	12,156	11,403	11,362	11,742	12,348	12,537	12,301	12,188	12,576	13,131	14,094
General Studies	25,533	24,211	25,215	28,657	28,625	22,483	22,909	21,716	17,235	19,789	17,882
Visiting (d)	608	585	665	884	751	791	900	697	724	522	661
Law	6,373	5,758	5,832	5,847	5,994	5,906	6,184	6,173	6,220	5,985	5,723
Graduate	28,064	29,071	29,774	30,670	31,192	32,523	31,504	32,826	31,842	31,432	30,763
CPACS-UNO (f)	2,085	2,125	1,944	1,910	1,787	1,659	1,890	2,307	2,244	2,557	2,547
Nursing-UNMC	32	2	9	24	13	14	0	0	0		
Dentistry - UNMC	47	40	51	67	37	77	0	56	67	72	89
Undergraduate-UNO (e)	2,371	2,585	2,028	2,474		2,573	2,763	2,482	1,862	1,974	1,500
Graduate-UNO	28	31	21	36	3	22	0	83	44	30	30
<b>Total UNL</b>	<b>265,084</b>	<b>266,317</b>	<b>271,211</b>	<b>283,575</b>	<b>289,646</b>	<b>298,610</b>	<b>303,635</b>	<b>304,265</b>	<b>298,638</b>	<b>303,107</b>	<b>308,659</b>
<b>UNMC</b>											
Allied Health	5,916	6,043	6,114	6,184	5,973	6,113	6,443	6,738	7,543	7,827	7,667
Nursing - Omaha	2,633	3,116	2,995	2,811	2,811	2,814	3,695	4,128	3,537	3,449	3,533
Nursing - Lincoln	2,287	2,432	2,469	2,508	2,508	2,475	3,225	3,322	2,533	2,399	2,499
Nursing - Kearney	1,521	1,623	1,715	1,588	1,588	1,438	1,900	2,021	1,424	1,361	1,464
Nursing - Western	1,335	1,553	1,575	1,507	1,507	1,388	1,862	1,714	1,342	1,316	1,294
Nursing - Norfolk	1,335	0	0	0	0	0	512	1,168	1,365	1,450	1,387
Nursing Certification Program	77	104	92	66	66	88	138	176	223	94	117
Nursig - DNP (Doctgor of Nurse Practitioner)										189	119
Nursing - MSN										1,676	1,508
Dentistry	2,752	2,705	2,671	2,687	2,687	2,717	2,722	2,774	2,761	2,778	2,792
Dental Hygiene	670	658	648	648	648	656	648	648	648	648	648
Dental Certification Program	480	208	496	496	496	272	496	512	528	528	544
Medicine (M.D.)	9,526	9,276	10,546	10,500	10,500	10,691	10,521	10,794	11,365	11,048	10,896
Post M.D.	10,080	7,960	6,632	7,024	7,024	7,456	7,856	7,736	7,868	8,164	7,968
Medical Family Therapy		3	6				28	12	3		
Radiology Oncology Physics	17	20	18	20	20	11	18	14	18	11	20
Pharmacy	4,918	5,151	5,133	5,283	5,283	5,600	5,251	5,118	4,964	4,702	5,125
Pharmacy Certification Program	112	128	112	112	112	128	128	128	128	144	144
Unclassified Undergraduate	24	24	8	81	81	82	119	75	104	83	84
Public Health (MPH & Certificate)		0	0	0	0	0	510	840	972	1,153	1,155
Graduate	3,419	3,677	3,985	4,354	4,354	4,688	4,981	5,380	5,306	3,273	3,405
<b>Total UNMC</b>	<b>47,102</b>	<b>44,681</b>	<b>45,215</b>	<b>45,869</b>	<b>45,658</b>	<b>46,617</b>	<b>51,053</b>	<b>53,298</b>	<b>52,632</b>	<b>52,293</b>	<b>52,369</b>

**Table 30. Continued**

College	2004	2005	2006	2007	2008	2009	2010	2011	2012	2013	2014
<b>UNO</b>											
Agriculture - UNL	218	178	128	82	90	109	155	131	166	136	123
Architecture - UNL	485	554	521	581	388	288	304	190	225	191	122
Arts and Sciences	42,502	44,528	42,269	41,823	40,888	42,687	43,427	44,771	45,216	43,982	43,162
Business Administration	22,663	22,620	23,572	24,085	24,222	23,065	22,412	21,661	21,522	22,793	23,363
Continuing Studies (g)	9,140	9,579	9,435	8,732	8,956	10,019	10,436	11,967	13,099	12,373	12,271
Education	16,858	17,358	17,378	18,075	17,292	17,898	19,485	19,593	19,696	19,089	18,488
Engineering and Technology-UNL	5,900	6,203	6,497	6,181	6,144	6,306	6,442	6,033	5,931	6,008	6,055
Communication, Fine Arts, and Media	6,186	8,279	10,932	13,292	13,211	14,202	14,001	13,483	13,187	13,250	11,841
Education and Human Sciences-UNL	853	595	581	639	523	527	607	310	299	42	30
Information Science and Technology	8,292	7,619	7,032	7,305	7,270	7,419	7,441	7,221	8,107	8,962	9,591
Non-Degree	1,834	1,786	1,738	1,659	1,570	1,668	2,238	1,791	2,071	1,852	2,032
CPACS	6,768	6,487	6,410	5,938	5,716	6,030	6,992	7,314	8,291	8,774	11,349
University Division (h)	8,728	9,122	8,486	8,807	11,365	10,928	10,825	9,670	8,130	9,653	9,947
Undergraduate-UNL (i)	2,826	2,655	2,598	2,421	2,374	3,063	3,366	3,927	3,840	4,143	2,583
Graduate	14,968	15,058	15,176	15,355	15,851	17,065	16,309	15,998	15,390	17,173	18,576
<b>Total UNO</b>	<b>148,221</b>	<b>152,621</b>	<b>152,753</b>	<b>154,975</b>	<b>155,860</b>	<b>161,274</b>	<b>164,440</b>	<b>164,060</b>	<b>165,170</b>	<b>168,421</b>	<b>169,533</b>
<b>UNK</b>											
Business and Technology	17,779	18,146	18,103	17,789	17,607	16,968	15,524	17,026	17,546	17,683	17,312
Education	15,035	14,871	15,013	14,605	14,613	15,520	15,647	16,927	17,909	17,719	17,010
Fine Arts and Humanities	10,745	10,743	10,363	9,783	9,838	9,774	10,138	9,774	9,933	8,767	8,529
Natural and Social Sciences	17,187	18,216	17,141	16,735	15,614	15,807	16,770	18,523	19,292	18,006	17,891
University Division	12,591	11,138	10,532	9,990	9,923	9,356	8,768	9,056	9,184	9,239	8,451
Graduate	5,471	5,858	6,481	7,041	7,881	8,596	8,633	8,747	8,079	8,384	8,637
Non-Degree	0	180	166	413	645	520	1,889	684	1,189	1,133	1,105
<b>Total UNK</b>	<b>78,808</b>	<b>79,152</b>	<b>77,799</b>	<b>76,356</b>	<b>76,121</b>	<b>76,541</b>	<b>77,369</b>	<b>80,737</b>	<b>83,132</b>	<b>80,931</b>	<b>78,935</b>
<b>Total University of Nebraska</b>	<b>539,215</b>	<b>542,771</b>	<b>546,978</b>	<b>560,775</b>	<b>567,285</b>	<b>583,042</b>	<b>596,497</b>	<b>602,360</b>	<b>599,572</b>	<b>604,752</b>	<b>609,496</b>

- (a) College in which student has matriculated.
- (b) In Fall 2003, the Human Resources & Family Sciences and Teachers College were merged to form the Education and Human Sciences
- (c) In Fall 2003, the Division of Continuing Studies was discontinued.
- (d) Includes high school students and students from Wesleyan, Union College, etc.
- (e) UNO students taking UNL administered courses.
- (f) UNO students at UNL.
- (g) Includes Aviation Institute student credit hours.
- (h) Serves students who have degree aspirations, but are undecided as to a major.
- (i) UNL students taking UNO administered courses.

Source: UNL, UNO, and UNK Institutional Research Offices; UNMC Office of Academic Records

# Chapter 5. Legislative Bills

## 2014 Legislative Bill Summaries

<b>LB 254</b> .....	47
• This bill appropriates funds to the University of Nebraska Medical Center to cover increased costs and additional services to provide for insurance coverage of autism spectrum disorders.	
<b>LB 546</b> .....	50
• This bill eliminates the review of postsecondary revenue bond funded capital construction projects by the Coordinating Commission.	
<b>LB 740</b> .....	55
• This bill provides residency requirements for postsecondary education purposes for veterans and their family members.	
<b>LB 901</b> .....	56
• This bill appropriates funds to the University of Nebraska Medical Center to administer the Behavioral Health Education Center.	
<b>LB 905</b> .....	59
• This bill appropriates for pediatric cancer research at the University of Nebraska Medical Center,	
<b>LB 907</b> .....	92
• This bill appropriates funds to facilitate the establishment of the Nebraska Center for Justice Research at the University of Nebraska at Omaha.	

## LEGISLATIVE BILL 254

Approved by the Governor April 21, 2014

Introduced by Adams, 24; Coash, 27.

FOR AN ACT relating to public health and welfare; to amend section 44-7,104, Revised Statutes Cumulative Supplement, 2012; to eliminate a termination date relating to insurance coverage for certain anticancer medications; to provide requirements for insurance coverage for autism spectrum disorder; to provide for the establishment of a program for the distribution of funds for amino acid-based elemental formulas; to appropriate funds; to provide operative dates; to repeal the original section; and to declare an emergency.

Be it enacted by the people of the State of Nebraska,

Section 1. Section 44-7,104, Revised Statutes Cumulative Supplement, 2012, is amended to read:

44-7,104 (1) Notwithstanding section 44-3,131, (a) any individual or group sickness and accident insurance policy, certificate, or subscriber contract delivered, issued for delivery, or renewed in this state and any hospital, medical, or surgical expense-incurred policy, except for policies that provide coverage for a specified disease or other limited-benefit coverage, and (b) any self-funded employee benefit plan to the extent not preempted by federal law that provides coverage for cancer treatment shall provide coverage for a prescribed, orally administered anticancer medication that is used to kill or slow the growth of cancerous cells on a basis no less favorable than intravenously administered or injected anticancer medications that are covered as medical benefits by the policy, certificate, contract, or plan.

(2) This section does not prohibit such policy, certificate, contract, or plan from requiring prior authorization for a prescribed, orally administered anticancer medication. If such medication is authorized, the cost to the covered individual shall not exceed the coinsurance or copayment that would be applied to any other cancer treatment involving intravenously administered or injected anticancer medications.

(3) A policy, certificate, contract, or plan provider shall not reclassify any anticancer medication or increase a coinsurance, copayment, deductible, or other out-of-pocket expense imposed on any anticancer medication to achieve compliance with this section. Any change that otherwise increases an out-of-pocket expense applied to any anticancer medication shall also be applied to the majority of comparable medical or pharmaceutical benefits under the policy, certificate, contract, or plan.

(4) This section does not prohibit a policy, certificate, contract, or plan provider from increasing cost-sharing for all benefits, including cancer treatments.

(5) This section shall apply to any policy, certificate, contract, or plan that is delivered, issued for delivery, or renewed in this state on or after October 1, 2012.

~~(6) This section terminates on December 31, 2015.~~

Sec. 2. (1) For purposes of this section:

(a) Applied behavior analysis means the design, implementation, and evaluation of environmental modifications, using behavioral stimuli and consequences, to produce socially significant improvement in human behavior, including the use of direct observation, measurement, and functional analysis of the relationship between environment and behavior;

(b) Autism spectrum disorder means any of the pervasive developmental disorders or autism spectrum disorder as defined by the Diagnostic and Statistical Manual of Mental Disorders, as the most recent edition of such manual existed on the operative date of this section;

(c) Behavioral health treatment means counseling and treatment programs, including applied behavior analysis, that are: (i) Necessary to develop, maintain, or restore, to the maximum extent practicable, the functioning of an individual; and (ii) provided or supervised, either in person or by telehealth, by a behavior analyst certified by a national certifying organization or a licensed psychologist if the services performed are within the boundaries of the psychologist's competency;

(d) Diagnosis means a medically necessary assessment, evaluation, or test to diagnose if an individual has an autism spectrum disorder;

(e) Pharmacy care means a medication that is prescribed by a licensed physician and any health-related service deemed medically necessary

to determine the need or effectiveness of the medication;

(f) Psychiatric care means a direct or consultative service provided by a psychiatrist licensed in the state in which he or she practices;

(g) Psychological care means a direct or consultative service provided by a psychologist licensed in the state in which he or she practices;

(h) Therapeutic care means a service provided by a licensed speech-language pathologist, occupational therapist, or physical therapist; and

(i) Treatment means evidence-based care, including related equipment, that is prescribed or ordered for an individual diagnosed with an autism spectrum disorder by a licensed physician or a licensed psychologist, including:

(i) Behavioral health treatment;

(ii) Pharmacy care;

(iii) Psychiatric care;

(iv) Psychological care; and

(v) Therapeutic care.

(2) Notwithstanding section 44-3,131, (a) any individual or group sickness and accident insurance policy or subscriber contract delivered, issued for delivery, or renewed in this state and any hospital, medical, or surgical expense-incurred policy, except for policies that provide coverage for a specified disease or other limited-benefit coverage, and (b) any self-funded employee benefit plan to the extent not preempted by federal law, including any such plan provided for employees of the State of Nebraska, shall provide coverage for the screening, diagnosis, and treatment of an autism spectrum disorder in an individual under twenty-one years of age. To the extent that the screening, diagnosis, and treatment of autism spectrum disorder are not already covered by such policy or contract, coverage under this section shall be included in such policies or contracts that are delivered, issued for delivery, amended, or renewed in this state or outside this state if the policy or contract insures a resident of Nebraska on or after January 1, 2015. No insurer shall terminate coverage or refuse to deliver, issue for delivery, amend, or renew coverage of the insured as a result of an autism spectrum disorder diagnosis or treatment. Nothing in this subsection applies to non-grandfathered plans in the individual and small group markets that are required to include essential health benefits under the federal Patient Protection and Affordable Care Act or to medicare supplement, accident-only, specified disease, hospital indemnity, disability income, long-term care, or other limited benefit hospital insurance policies.

(3) Except as provided in subsection (4) of this section, coverage for an autism spectrum disorder shall not be subject to any limits on the number of visits an individual may make for treatment of an autism spectrum disorder, nor shall such coverage be subject to dollar limits, deductibles, copayments, or coinsurance provisions that are less favorable to an insured than the equivalent provisions that apply to a general physical illness under the policy.

(4) Coverage for behavioral health treatment, including applied behavior analysis, shall be subject to a maximum benefit of twenty-five hours per week until the insured reaches twenty-one years of age. Payments made by an insurer on behalf of a covered individual for treatment other than behavioral health treatment, including applied behavior analysis, shall not be applied to any maximum benefit established under this section.

(5) Except in the case of inpatient service, if an individual is receiving treatment for an autism spectrum disorder, an insurer shall have the right to request a review of that treatment not more than once every six months unless the insurer and the individual's licensed physician or licensed psychologist execute an agreement that a more frequent review is necessary. Any such agreement regarding the right to review a treatment plan more frequently shall apply only to a particular individual being treated for an autism spectrum disorder and shall not apply to all individuals being treated for autism spectrum disorder by a licensed physician or licensed psychologist. The cost of obtaining a review under this subsection shall be borne by the insurer.

(6) This section shall not be construed as limiting any benefit that is otherwise available to an individual under a hospital, surgical, or medical expense-incurred policy or health maintenance organization contract. This section shall not be construed as affecting any obligation to provide services to an individual under an individualized family service plan, individualized education program, or individualized service plan.

Sec. 3. The Department of Health and Human Services shall establish a program to provide amino acid-based elemental formulas for the diagnosis and treatment of Immunoglobulin E and non-Immunoglobulin E mediated allergies



to multiple food proteins, food-protein-induced enterocolitis syndrome, eosinophilic disorders, and impaired absorption of nutrients caused by disorders affecting the absorptive surface, functional length, and motility of the gastrointestinal tract, when the ordering physician has issued a written order stating that the amino acid-based elemental formula is medically necessary for the treatment of a disease or disorder. Up to fifty percent of the actual out-of-pocket cost, not to exceed twelve thousand dollars, for amino acid-based elemental formulas shall be available to an individual without fees each twelve-month period. The department shall distribute funds on a first-come, first-served basis. Nothing in this section is deemed to be an entitlement. The maximum total General Fund expenditures per year for amino acid-based elemental formulas shall not exceed two hundred fifty thousand dollars each fiscal year in FY2014-15 and FY2015-16. The Department of Health and Human Services shall provide an electronic report on the program to the Legislature annually on or before December 15 of each year.

Sec. 4. There is hereby appropriated (1) \$362,500 from the General Fund for FY2014-15 and (2) \$725,000 from the General Fund for FY2015-16 to the Board of Regents of the University of Nebraska, for Program 781, to aid in carrying out the provisions of this legislative bill.

Sec. 5. There is hereby appropriated (1) \$250,000 from the General Fund for FY2014-15 and (2) \$250,000 from the General Fund for FY2015-16 to the Department of Health and Human Services, for Program 514, to aid in carrying out the provisions of this legislative bill.

No expenditures for permanent and temporary salaries and per diems for state employees shall be made from funds appropriated in this section.

Sec. 6. There is hereby appropriated (1) \$10,000 from the General Fund for FY2014-15 and (2) \$10,000 from the General Fund for FY2015-16 to the Department of Health and Human Services, for Program 33, to aid in carrying out the provisions of this legislative bill.

Total expenditures for permanent and temporary salaries and per diems from funds appropriated in this section shall not exceed \$10,000 for FY2014-15 or \$10,000 for FY2015-16.

Sec. 7. Sections 1, 2, and 8 of this act become operative three calendar months after the adjournment of this legislative session. Section 3 of this act becomes operative on July 1, 2014. The other sections of this act become operative on their effective date.

Sec. 8. Original section 44-7,104, Revised Statutes Cumulative Supplement, 2012, is repealed.

Sec. 9. Since an emergency exists, this act takes effect when passed and approved according to law.

## LEGISLATIVE BILL 546

Approved by the Governor March 26, 2014

Introduced by Kolowski, 31.

FOR AN ACT relating to universities and colleges; to amend sections 85-404 and 85-408, Reissue Revised Statutes of Nebraska, sections 85-1413 and 85-1416, Revised Statutes Cumulative Supplement, 2012, and section 85-1418, Revised Statutes Supplement, 2013; to eliminate and change provisions relating to the review of certain capital construction projects as prescribed; to harmonize provisions; to repeal the original sections; and to outright repeal section 85-1415, Revised Statutes Cumulative Supplement, 2012.

Be it enacted by the people of the State of Nebraska,

Section 1. Section 85-404, Reissue Revised Statutes of Nebraska, is amended to read:

85-404 Either of the boards referred to in section 85-403 is hereby specifically authorized and empowered, by resolution or agreement, to pledge all or any part of the revenue and fees derived from the operation of the dormitories, residence halls, single-dwelling or multiple-dwelling units, buildings, and facilities for parking and other facilities for housing, boarding, athletic purposes, medical care, and physical development and other activities of students, faculties, or employees of such institutions referred to in section 85-403, or any of them, erected or acquired, or previously erected or acquired by such board, and contract as to the care, insurance, management, and operation of such buildings and facilities and the charges to be made and the rights of the holders of the revenue bonds. When the board contracts that the operation of any building or facility or part thereof shall be performed other than by the board itself, the board shall at all times maintain supervision thereof and control over the fees and charges imposed for the use thereof.

When such board proposes to pledge all or any part of the revenue and fees from buildings and facilities other than the building or facility to be constructed, the plans for such building or facility to be constructed, including financing plans, shall ~~first~~ be reviewed by ~~the Coordinating Commission for Postsecondary Education as provided in section 85-1415~~ and approved or disapproved by the Legislature or, if the Legislature is not in session, the Executive Board of the Legislative Council, ~~as provided in such section.~~

Sec. 2. Section 85-408, Reissue Revised Statutes of Nebraska, is amended to read:

85-408 The boards are authorized and directed to establish and maintain such schedule of rates, fees, or charges for the use of the facilities afforded by the buildings constructed or acquired under sections 85-401 to 85-411 and other facilities controlled by such board, the revenue of which in whole or in part is pledged to the holder of the bonds, which shall be in an amount at least sufficient on the amortization plan to pay the operating and maintenance charges thereof and the principal and interest representing the indebtedness against the income and revenue therefrom and may be sufficient in amount to provide for such bond reserve, replacement, and surplus funds as the boards in their discretion shall determine. The amounts in such funds shall be expended for such purposes in connection with the facilities as the boards shall determine, and any amount in any surplus or replacement fund and any amounts received through the sale, condemnation, or destruction of any facilities may be used to construct, repair, or replace any of the types of facilities described in section 85-403. Any amounts in such funds are specifically appropriated to the purposes of such funds and shall at all times be subject to the orders of the boards accordingly.

Before any single expenditure in excess of five hundred thousand dollars is made from any such surplus or replacement fund, the board concerned shall first submit such proposed expenditure to ~~the Coordinating Commission for Postsecondary Education for review as provided in section 85-1415~~ and secure the approval or disapproval of the Legislature or, if the Legislature is not in session, of the Executive Board of the Legislative Council, ~~as provided in such section.~~

Sec. 3. All capital construction projects, including applicable financing plans, proposed by any nonprofit corporation created by the Board of Regents of the University of Nebraska or the Board of Trustees of the Nebraska State Colleges shall be submitted to the Legislature for review and approval or disapproval by the Legislature, or if the Legislature is not in session,

the Executive Board of the Legislative Council, when (1) state general funds, (2) funds received by the University of Nebraska or any state college for the purposes of reimbursing overhead costs and expenses in connection with any federal or other grant or contract, (3) tuition, or (4) the state's operating investment pool investment income constitutes all or any part of the funds used for the repayment of all or any part of the bonds of such nonprofit corporation.

Sec. 4. Section 85-1413, Revised Statutes Cumulative Supplement, 2012, is amended to read:

85-1413 (1) Pursuant to the authority granted in Article VII, section 14, of the Constitution of Nebraska and the Coordinating Commission for Postsecondary Education Act, the commission shall establish and revise as needed a comprehensive statewide plan for postsecondary education which shall include (a) definitions of the role and mission of each public postsecondary educational institution within any general assignments of role and mission as prescribed in sections 85-917 to 85-966 and (b) a plan for facilities which utilize tax funds designated by the Legislature.

(2) The planning process of the commission (a) shall be policy-based and ongoing in order to achieve, within the coordination function of the commission pursuant to section 85-1403, the best possible use of available state resources for high quality and accessible postsecondary educational services and (b) shall take into consideration (i) the needs of the state as described in subsection (3) of this section, (ii) general assignments of role and mission for each public institution in sections 85-917 to 85-966, and (iii) plans for facilities which utilize tax funds designated by the Legislature.

(3) In establishing the plan, the commission shall assess the postsecondary educational needs of the state in the following areas:

- (a) The basic and continuing needs of various age groups;
- (b) Business and industrial needs for a skilled work force;
- (c) Demographic, social, and economic trends;
- (d) The needs of the ethnic populations;
- (e) College attendance, retention, and dropout rates;
- (f) The needs of recent high school graduates and place-bound adults;

- (g) The needs of residents of all geographic regions; and
- (h) Any other areas the commission may designate.

(4) The plan shall provide a structure or process which encourages and facilitates harmonious and cooperative relationships between public and private postsecondary educational institutions and shall recognize the role and relationship of elementary and secondary education and private postsecondary educational institutions in the state to postsecondary education.

(5) The commission shall incorporate into the plan provisions and policies to guide decisionmaking by the commission pursuant to this section and ~~sections 85-1414 and 85-1415.~~ section 85-1414. The provisions and policies shall address issues which include, but are not limited to:

(a) The facilitation of statewide transfer-of-credit guidelines to be considered by institutional governing boards. The statewide transfer-of-credit guidelines shall be designed to facilitate the transfer of students among public institutions. The statewide transfer-of-credit guidelines shall not require nor encourage the standardization of course content and shall not prescribe course content or credit value assigned by any public institution to the courses;

(b) Recommended guidelines for admissions which recognize selective and differentiated admission standards at public institutions and which are consistent with the role and mission of each public institution. It is the intent of the Legislature that changes in admission standards be implemented in conjunction with the role and mission statements established pursuant to this section and sections 85-917 to 85-966 and the adoption of statewide transfer-of-credit and remedial program policies to assure that access to postsecondary education is not limited;

(c) Recommended enrollment guidelines consistent with the role and mission of each public institution and specific recommendations designed to increase diversity through more effective enrollment and retention at public institutions;

(d) Recommended guidelines for rational and equitable statewide tuition rates and fees for public institutions. The commission shall identify public policy issues relating to tuition and fees of the public postsecondary educational institutions in the state. The recommended guidelines shall take into account the role and mission of each public institution and the need to maximize access to public postsecondary education regardless of a student's

financial circumstance;

(e) In conjunction with and consistent with its recommended guidelines on admission standards, recommended guidelines which place the primary emphasis at the community college level for postsecondary education remedial programs and reduce the role of the University of Nebraska in offering remedial programs. The commission shall collaborate with the Commissioner of Education to develop recommendations for secondary schools designed to reduce the need for remedial or developmental programs at the postsecondary level;

(f) In consultation with the governing boards or their designated representatives, designation of geographic and programmatic service areas for each public institution consistent with role and mission assignments. Except as permitted by the commission pursuant to section 85-1414, no public institution shall provide programs at any site outside its assigned geographic and programmatic service area unless permitted under rules and regulations adopted and promulgated by the commission;

(g) After consultation with the governing boards and experts from outside the State of Nebraska, the establishment of a peer group or groups for each public institution for purposes of budget review. In fulfilling this charge, the commission may accept a peer group determined by a governing board in consultation with out-of-state experts;

(h) Effective use of information technologies and telecommunications to aid in the delivery of instruction at the postsecondary level. In cooperation with the Nebraska Educational Telecommunications Commission, other state agencies, and, when appropriate, representatives of elementary and secondary public education, the commission may assist in the development of instructional delivery systems employing information technologies and telecommunications. The commission, with the involvement of faculties, public institutions and private postsecondary educational institutions, and the information technology and telecommunications community, shall establish policies to ensure that the objectives of quality and efficiency are met in the delivery of information technology and telecommunications-aided instruction;

(i) Workforce development. The commission shall explore methods to improve the competitive quality of the work force and shall encourage enhanced communications and partnerships between public institutions and business and industry;

(j) Public service activities. The public institutions shall develop and provide to the commission a comprehensive inventory of public service programs and activities of public institutions; and

(k) Financial aid strategy. The commission shall develop a state strategy for state-supported student financial aid programs with the goal of assuring access to and choice in postsecondary education in Nebraska for Nebraska residents within the limits of available state resources.

(6) The commission shall develop a unified statewide facilities plan in consultation with the governing boards or their designated representatives and update the plan periodically.

(7) Prior to March 15 of the year following a year in which any revision is made to the comprehensive statewide plan, the Education Committee of the Legislature shall review the comprehensive statewide plan and revisions thereto at a public hearing and report its findings electronically to the Legislature.

Sec. 5. Section 85-1416, Revised Statutes Cumulative Supplement, 2012, is amended to read:

85-1416 (1) Pursuant to the authority granted in Article VII, section 14, of the Constitution of Nebraska and the Coordinating Commission for Postsecondary Education Act, the commission shall, in accordance with the coordination function of the commission pursuant to section 85-1403, review and modify, if needed to promote compliance and consistency with the comprehensive statewide plan and prevent unnecessary duplication, the budget requests of the governing boards.

(2)(a) At least thirty days prior to submitting to the Governor their biennial budget requests pursuant to section 81-1113 and any major deficit appropriation requests pursuant to instructions of the Department of Administrative Services, the Board of Regents of the University of Nebraska and the Board of Trustees of the Nebraska State Colleges shall each submit to the commission an outline of its proposed operating budget. The outline of its proposed operating budget or outline of proposed state aid request shall include those information summaries provided to the institution's governing board describing the respective institution's budget for the next fiscal year or biennium. The outline shall contain projections of funds necessary for (i) the retention of current programs and services at current funding

levels, (ii) any inflationary costs necessary to maintain current programs and services at the current programmatic or service levels, and (iii) proposed new and expanded programs and services. In addition to the outline, the commission may request an institution to provide to the commission any other supporting information to assist the commission in its budget review process. An institution may comply with such requests pursuant to section 85-1417.

(b) On September 15 of each biennial budget request year, the boards of governors of the community colleges or their designated representatives shall submit to the commission outlines of their proposed state aid requests.

(c) The commission shall analyze institutional budget priorities in light of the comprehensive statewide plan, role and mission assignments, and the goal of prevention of unnecessary duplication. The commission shall submit to the Governor and Legislature by October 15 of each year recommendations for approval or modification of the budget requests together with a rationale for its recommendations. The recommendations submitted to the Legislature shall be submitted electronically. The analysis and recommendations by the commission shall focus on budget requests for new and expanded programs and services and major statewide funding issues or initiatives as identified in the comprehensive statewide plan. If an institution does not comply with the commission's request pursuant to subdivision (a) of this subsection for additional budget information, the commission may so note the refusal and its specific information request in its report of budget recommendations. The commission shall also provide to the Governor and the Appropriations Committee of the Legislature on or before October 1 of each even-numbered year a report identifying public policy issues relating to student tuition and fees, including the appropriate relative differentials of tuition and fee levels between the sectors of public postsecondary education in the state consistent with the comprehensive statewide plan. The report submitted to the committee shall be submitted electronically.

(3) At least thirty days prior to submitting to the Governor their biennial budget requests pursuant to section 81-1113 and any major deficit appropriation requests pursuant to instructions of the Department of Administrative Services, the Board of Regents of the University of Nebraska and the Board of Trustees of the Nebraska State Colleges shall each submit to the commission information the commission deems necessary regarding each board's capital construction budget requests. The commission shall review the capital construction budget request information and may recommend to the Governor and the Legislature modification, approval, or disapproval of such requests consistent with the statewide facilities plan and any project approval determined pursuant to subsection (10) of section 85-1414, ~~and to section 85-1415.~~ The recommendations submitted to the Legislature shall be submitted electronically. The commission shall develop from a statewide perspective a unified prioritization of individual capital construction budget requests for which it has recommended approval and submit such prioritization to the Governor and the Legislature for their consideration. The prioritization submitted to the Legislature shall be submitted electronically. In establishing its prioritized list, the commission may consider and respond to the priority order established by the Board of Regents or the Board of Trustees in their respective capital construction budget requests.

(4) Nothing in this section shall be construed to affect other constitutional, statutory, or administrative requirements for the submission of budget or state aid requests by the governing boards to the Governor and the Legislature.

Sec. 6. Section 85-1418, Revised Statutes Supplement, 2013, is amended to read:

85-1418 (1) No state warrant shall be issued by the Department of Administrative Services or used by any public institution for the purpose of funding any program or capital construction project which has not been approved or which has been disapproved by the commission pursuant to the Coordinating Commission for Postsecondary Education Act. If state funding for any such program or project cannot be or is not divided into warrants separate from other programs or projects, the department shall reduce a warrant to the public institution which includes funding for the program or project by the amount of tax funds designated by the Legislature which are budgeted in that fiscal year by the public institution for use for the program or project.

(2) Until July 1, 2013, the department may reduce the amount of state aid distributed to a community college area pursuant to the Community College Aid Act, or for fiscal years 2010-11, 2011-12, and 2012-13 pursuant to section 90-517, by the amount of funds used by the area to provide a program or capital construction project which has not been approved or which has been disapproved by the commission.

(3) The district court of Lancaster County shall have jurisdiction to enforce an order or decision of the commission entered pursuant to the Coordinating Commission for Postsecondary Education Act and to enforce this section.

(4) Any person or public institution aggrieved by a final order of the commission entered pursuant to section 85-1413, 85-1414, ~~85-1415~~, or 85-1416 shall be entitled to judicial review of the order. Proceedings for review shall be instituted by filing a petition in the district court of Lancaster County within thirty days after public notice of the final decision by the commission is given. The filing of the petition or the service of summons upon the commission shall not stay enforcement of such order. The review shall be conducted by the court without a jury on the record of the commission. The court shall have jurisdiction to enjoin enforcement of any order of the commission which is (a) in violation of constitutional provisions, (b) in excess of the constitutional or statutory authority of the commission, (c) made upon unlawful procedure, or (d) affected by other error of law.

(5) A party may secure a review of any final judgment of the district court by appeal to the Court of Appeals. Such appeal shall be taken in the manner provided by law for appeals in civil cases and shall be heard de novo on the record.

Sec. 7. Original sections 85-404 and 85-408, Reissue Revised Statutes of Nebraska, sections 85-1413 and 85-1416, Revised Statutes Cumulative Supplement, 2012, and section 85-1418, Revised Statutes Supplement, 2013, are repealed.

Sec. 8. The following section is outright repealed: Section 85-1415, Revised Statutes Cumulative Supplement, 2012.

## LEGISLATIVE BILL 740

Approved by the Governor March 28, 2014

Introduced by Crawford, 45; Davis, 43; Kolowski, 31; Scheer, 19; Coash, 27; Garrett, 3.

FOR AN ACT relating to postsecondary education; to provide for residency for veterans and family members of veterans.

Be it enacted by the people of the State of Nebraska,

Section 1. (1) A person who is a veteran as defined in section 80-401.01 and has been off active duty for two years or less or who is a spouse or dependent of such a veteran who enrolls in a public college or university in this state shall be considered a resident student notwithstanding the provisions of section 85-502 if the person is (a) registered to vote in Nebraska and (b) demonstrates objective evidence of intent to be a resident of Nebraska.

(2) A person who is a spouse or dependent of such a veteran and who is younger than eighteen years of age is not required to comply with subdivision (1)(a) of this section until he or she attains eighteen years of age.

(3) This section does not apply to a veteran who qualifies for benefits pursuant to 38 U.S.C. 3317, as such section existed on January 1, 2014. This subsection does not affect the applicability of this section with respect to the spouse or dependent of such a veteran.

(4) For purposes of this section, objective evidence of intent to be a resident of Nebraska includes either a Nebraska driver's license or state identification card or a Nebraska motor vehicle registration.

## LEGISLATIVE BILL 901

Approved by the Governor April 2, 2014

Introduced by McGill, 26.

FOR AN ACT relating to public health and welfare; to amend section 71-830, Revised Statutes Cumulative Supplement, 2012; to provide for psychology internships as prescribed; to change duties of the Behavioral Health Education Center; to eliminate obsolete provisions; to adopt the Nebraska Mental Health First Aid Training Act; and to repeal the original section.

Be it enacted by the people of the State of Nebraska,

Section 1. Section 71-830, Revised Statutes Cumulative Supplement, 2012, is amended to read:

71-830 (1) The Behavioral Health Education Center is created beginning July 1, 2009, and shall be administered by the University of Nebraska Medical Center.

(2) The center shall:

(a) (i) Provide funds for two additional medical residents in a Nebraska-based psychiatry program each year starting in 2010 until a total of eight additional psychiatry residents are added in 2013. ~~Beginning in 2011 and every year thereafter, the~~ The center shall provide psychiatric residency training experiences that serve rural Nebraska and other underserved areas. As part of his or her residency training experiences, each center-funded resident shall participate in the rural training for a minimum of one year. Beginning in 2012, a minimum of two of the eight center-funded residents shall be active in the rural training each year; and

(ii) Provide funds for five one-year doctoral-level psychology internships in Nebraska within twelve months after the effective date of this act and every year thereafter and increase the number of interns in the program to ten within thirty-six months after the effective date of this act. The interns shall be placed in communities so as to increase access to behavioral health services for patients residing in rural and underserved areas of Nebraska;

(b) Focus on the training of behavioral health professionals in telehealth techniques, including taking advantage of a telehealth network that exists, and other innovative means of care delivery in order to increase access to behavioral health services for all Nebraskans;

(c) Analyze the geographic and demographic availability of Nebraska behavioral health professionals, including psychiatrists, social workers, community rehabilitation workers, psychologists, substance abuse counselors, licensed mental health practitioners, behavioral analysts, peer support providers, primary care physicians, nurses, nurse practitioners, and pharmacists, and physician assistants;

(d) Prioritize the need for additional professionals by type and location;

(e) Establish learning collaborative partnerships with other higher education institutions in the state, hospitals, law enforcement, community-based agencies, and consumers and their families in order to develop evidence-based, recovery-focused, interdisciplinary ~~curriculum~~ curricula and training for behavioral health professionals delivering behavioral health services in community-based agencies, hospitals, and law enforcement. Development and dissemination of such ~~curriculum~~ curricula and training shall address the identified priority needs for behavioral health professionals; and

(f) Beginning in 2011, develop two interdisciplinary behavioral health training sites each year until a total of six sites have been developed. Four of the six sites shall be in counties with a population of fewer than fifty thousand inhabitants. Each site shall provide annual interdisciplinary training opportunities for a minimum of three behavioral health professionals.

(3) No later than December 1, 2011, ~~and no later than December 1~~ of every odd-numbered year, ~~thereafter,~~ the center shall prepare a report of its activities under the Behavioral Health Workforce Act. The report shall be filed electronically with the Clerk of the Legislature and shall be provided electronically to any member of the Legislature upon request.

Sec. 2. Sections 2 to 8 of this act shall be known and may be cited as the Nebraska Mental Health First Aid Training Act.

Sec. 3. The Legislature finds that:

(1) National statistics show that one in four Americans will face a mental illness in his or her lifetime;



(2) Mental health first aid builds an understanding of how mental illness affects Nebraskans, provides an overview of common treatments, and teaches basic skills for providing assistance to a person who may be developing symptoms or experiencing a crisis;

(3) A mental health first aid program is an education program recognized on the Substance Abuse and Mental Health Services Administration's National Registry of Evidence-based Programs and Practices; and

(4) The Behavioral Health Education Center administered by the University of Nebraska Medical Center has conducted a series of mental health first aid training courses and the experience of providing such courses may be utilized regarding the implementation of a mental health first aid training program as prescribed by the Nebraska Mental Health First Aid Training Act.

Sec. 4. For purposes of the Nebraska Mental Health First Aid Training Act:

(1) Behavioral health regions means the behavioral health regions established pursuant to section 71-807; and

(2) Mental health first aid means the help provided to a person who is experiencing a mental health or substance abuse problem or in a mental health crisis before appropriate professional assistance or other supports are secured.

Sec. 5. (1) The Division of Behavioral Health of the Department of Health and Human Services shall establish a mental health first aid training program, using contracts through the behavioral health regions, to help the public identify and understand the signs of a mental illness or substance abuse problem or a mental health crisis and to provide the public with skills to help a person who is developing or experiencing a mental health or substance abuse problem or a mental health crisis and to de-escalate crisis situations if needed. The training program shall provide an interactive mental health first aid training course administered by the state's regional behavioral health authorities. Instructors in the training program shall be certified by a national authority for Mental Health First Aid USA or a similar organization. The training program shall work cooperatively with local entities to provide training for individuals to become instructors.

(2) The mental health first aid training program shall be designed to train individuals to accomplish the following objectives as deemed appropriate considering the trainee's age:

(a) Help the public identify, understand, and respond to the signs of mental illness and substance abuse;

(b) Emphasize the need to reduce the stigma of mental illness; and

(c) Assist a person who is believed to be developing or has developed a mental health or substance abuse problem or who is believed to be experiencing a mental health crisis.

Sec. 6. The Division of Behavioral Health of the Department of Health and Human Services shall ensure that evaluative criteria are established which measure the efficacy of the mental health first aid training program, including trainee feedback, with the objective of helping the public identify, understand, and respond to the signs of mental illness and alcohol and substance abuse. The behavioral health regions shall submit an aggregated annual report electronically to the Legislature on trainee demographics and outcomes of the established criteria.

Sec. 7. The behavioral health regions shall offer services to and work with agencies and organizations, including, but not limited to, schools, universities, colleges, the State Department of Education, the Department of Veterans' Affairs, law enforcement agencies, and local health departments, to develop a program that offers grants to implement the Nebraska Mental Health First Aid Training Act in ways that are representative and inclusive with respect to the economic and cultural diversity of this state.

Sec. 8. It is the intent of the Legislature to appropriate one hundred thousand dollars annually to the Department of Health and Human Services to carry out the Nebraska Mental Health First Aid Training Act.

Sec. 9. Original section 71-830, Revised Statutes Cumulative Supplement, 2012, is repealed.

## LEGISLATIVE BILL 901A

Approved by the Governor April 2, 2014

Introduced by McGill, 26.

FOR AN ACT relating to appropriations; to appropriate funds to aid in carrying out the provisions of Legislative Bill 901, One Hundred Third Legislature, Second Session, 2014.

Be it enacted by the people of the State of Nebraska,

Section 1. There is hereby appropriated (1) \$274,000 from the General Fund for FY2014-15 and (2) \$317,750 from the General Fund for FY2015-16 to the Board of Regents of the University of Nebraska for the University of Nebraska Medical Center, for Program 781, to aid in carrying out the provisions of Legislative Bill 901, One Hundred Third Legislature, Second Session, 2014.

It is the intent of the Legislature to appropriate additional funding for FY2016-17 to provide for a total of ten doctoral-level psychology internships.

Sec. 2. There is hereby appropriated (1) \$100,000 from the General Fund for FY2014-15 and (2) \$100,000 from the General Fund for FY2015-16 for state aid to the Department of Health and Human Services, for Program 38, to aid in carrying out the provisions of Legislative Bill 901, One Hundred Third Legislature, Second Session, 2014.

No expenditures for permanent and temporary salaries and per diems for state employees shall be made from funds appropriated in this section.

LEGISLATIVE BILL 905

Approved by the Governor March 29, 2014, with line-item vetoes overridden April 1, 2014. Figures have been changed to reflect vetoes not overridden.

Introduced by Speaker Adams, 24; at the request of the Governor.

FOR AN ACT relating to appropriations; to amend Laws 2013, LB195, sections 18, 46, 47, 48, 67, 75, 87, 92, 94, 102, 103, 107, 108, 109, 142, 161, 167, 169, 203, 232, 233, 236, 250, 261, 263, 264, and 265; Laws 2013, LB198, section 51; Laws 2013, LB6A, section 1; Laws 2013, LB517A, section 1; and section 90-539, Revised Statutes Supplement, 2013; to define terms; to provide, change, and eliminate provisions relating to appropriations; to repeal the original sections; to outright repeal Laws 2013, LB195, section 95; and Laws 2013, LB583A, section 1; and to declare an emergency.

Be it enacted by the people of the State of Nebraska,

Section 1. DEFINITION OF APPROPRIATION PERIOD.

For purposes of this act and any other legislative bill passed by the One Hundred Third Legislature, First or Second Session, which appropriates funds, FY2013-14 means the period July 1, 2013, through June 30, 2014; and FY2014-15 means the period July 1, 2014, through June 30, 2015.

Sec. 2. APPROPRIATION LANGUAGE.

There are hereby appropriated, for FY2013-14 and FY2014-15, the sums set forth in this act to each agency for each program from the respective funds for the general operations of state government, postsecondary education, capital construction, and state aid, except as otherwise appropriated.

Sec. 3. UNEXPENDED BALANCES AND CERTIFIED ENCUMBRANCES.

All General Fund appropriations existing on June 30, 2013, in excess of expended and certified encumbrance amounts are hereby lapsed unless otherwise provided. All Cash Fund and Revolving Fund appropriations existing on June 30, 2013, in excess of expended and certified encumbrance amounts are hereby lapsed unless otherwise expressly provided. All certified encumbrance amounts on June 30, 2013, and June 30, 2014, are hereby reappropriated for FY2013-14 and FY2014-15, respectively, which amounts shall be in addition to the amounts shown in this act.

Sec. 4. REAPPROPRIATION OF BALANCES, FY2013-14 to FY2014-15.

In addition to the appropriations set forth in this act, there are hereby reappropriated all unexpended appropriation balances existing on June 30, 2014, for FY2014-15 to the respective agencies, programs, and funds listed in this act, except as otherwise provided in this act.

Sec. 5. NEBRASKA ACCOUNTING SYSTEM MANUAL DEFINITIONS.

The definitions contained in the Nebraska Accounting System Manual, and any amendments thereto, on file with the Clerk of the Legislature are hereby adopted by the Legislature as the definitions for this act, except as provided in section 82 of this act.

Sec. 6. DRAWING AND PAYING WARRANTS.

The Director of Administrative Services shall draw warrants upon the proper fund in the state treasury for an amount not to exceed the appropriations set forth in this act upon presentation of proper documentation. The State Treasurer shall pay the warrants out of the appropriate funds.

Sec. 7. AGENCY NO. 3 - LEGISLATIVE COUNCIL

Program No. 501 - Intergovernmental Cooperation

	<u>FY2013-14</u>	<u>FY2014-15</u>
<u>GENERAL FUND</u>	45,000	15,000
<u>PROGRAM TOTAL</u>	45,000	15,000

Sec. 8. AGENCY NO. 3 - LEGISLATIVE COUNCIL

Program No. 504 - Office of Public Counsel

	<u>FY2013-14</u>	<u>FY2014-15</u>
<u>GENERAL FUND</u>	-0-	152,105
<u>PROGRAM TOTAL</u>	-0-	152,105
<u>SALARY LIMIT</u>	-0-	88,506

Sec. 9. AGENCY NO. 5 - SUPREME COURT

Program No. 67 - Probation Services

	<u>FY2013-14</u>	<u>FY2014-15</u>
<u>GENERAL FUND</u>	-0-	<u>260,156</u>
<u>PROGRAM TOTAL</u>	-0-	<u>260,156</u>
<u>SALARY LIMIT</u>	-0-	<u>1,178,451</u>

Sec. 10. AGENCY NO. 5 - SUPREME COURT  
Program No. 420 - State Specialized Court Operations

	<u>FY2013-14</u>	<u>FY2014-15</u>
<u>GENERAL FUND</u>	-0-	<u>19,112</u>
<u>PROGRAM TOTAL</u>	-0-	<u>19,112</u>
<u>SALARY LIMIT</u>	-0-	<u>16,597</u>

Sec. 11. AGENCY NO. 5 - SUPREME COURT  
Program No. 435 - Probation Community Corrections

	<u>FY2013-14</u>	<u>FY2014-15</u>
<u>GENERAL FUND</u>	-0-	<u>3,415</u>
<u>PROGRAM TOTAL</u>	-0-	<u>3,415</u>
<u>SALARY LIMIT</u>	-0-	<u>2,966</u>

Sec. 12. AGENCY NO. 5 - SUPREME COURT  
Program No. 436 - Juvenile Services Project Contingency

	<u>FY2013-14</u>	<u>FY2014-15</u>
<u>GENERAL FUND</u>	<u>7,400,000</u>	-0-
<u>PROGRAM TOTAL</u>	<u>7,400,000</u>	-0-

There is included in the appropriation to this program for FY2013-14 \$7,400,000 General Funds set aside to reflect a potential shortfall in funds appropriated in Laws 2013, LB561A, for FY2013-14. No expenditures shall be made from this program. The probation administrator, or his or her designee, shall certify to the budget administrator of the budget division of the Department of Administrative Services the amounts necessary to supplement General Funds appropriated by Laws 2013, LB561A, to Program No. 435 - Probation Community Corrections, if such General Fund appropriation to Program 435 is insufficient. The budget administrator shall administratively transfer the available appropriation balances as certified by the probation administrator, or his or her designee, from appropriations contained in this section to Program No. 435 - Probation Community Corrections.

Sec. 13. AGENCY NO. 5 - SUPREME COURT  
Program No. 570 - Court Automation

	<u>FY2013-14</u>	<u>FY2014-15</u>
<u>CASH FUND est.</u>	-0-	-0-
<u>PROGRAM TOTAL</u>	-0-	-0-
<u>SALARY LIMIT</u>	-0-	<u>19,680</u>

Sec. 14. AGENCY NO. 7 - GOVERNOR  
Program No. 21 - Office of the Governor

	<u>FY2013-14</u>	<u>FY2014-15</u>
<u>GENERAL FUND</u>	-0-	-0-
<u>PROGRAM TOTAL</u>	-0-	-0-

SALARY LIMIT -0- -0-  
Sec. 15. AGENCY NO. 8 - LIEUTENANT GOVERNOR  
Program No. 124 - Office of the Lieutenant Governor

	<u>FY2013-14</u>	<u>FY2014-15</u>
<u>GENERAL FUND</u>	-0-	-0-
<u>PROGRAM TOTAL</u>	-0-	-0-
<u>SALARY LIMIT</u>	-0-	-0-

Sec. 16. AGENCY NO. 10 - AUDITOR OF PUBLIC ACCOUNTS  
Program No. 506 - State Agency and County Post Audits

	<u>FY2013-14</u>	<u>FY2014-15</u>
<u>GENERAL FUND</u>	176,669	176,669
<u>PROGRAM TOTAL</u>	176,669	176,669
<u>SALARY LIMIT</u>	20,000	20,000

Sec. 17. AGENCY NO. 11 - ATTORNEY GENERAL  
Program No. 496 - Interstate Water Litigation

	<u>FY2013-14</u>	<u>FY2014-15</u>
<u>GENERAL FUND</u>	400,000	-0-
<u>PROGRAM TOTAL</u>	400,000	-0-
<u>SALARY LIMIT</u>	-0-	-0-

Sec. 18. AGENCY NO. 12 - STATE TREASURER  
Program No. 663 - Sports Arena Facility Support Fund

	<u>FY2013-14</u>	<u>FY2014-15</u>
<u>CASH FUND</u>	239,241	-0-
<u>PROGRAM TOTAL</u>	239,241	-0-
<u>SALARY LIMIT</u>	-0-	-0-

There is included in the appropriation to this program for FY2013-14 \$239,241 Cash Funds from the Sports Arena Facility Support Fund, which shall only be disbursed to a political subdivision for which an application for state assistance has been approved under the Sports Arena Facility Financing Assistance Act.

The State Treasurer shall transfer \$102,532 from the Sports Arena Facility Support Fund to the Civic and Community Center Financing Fund within five days after the effective date of this act.

Sec. 19. AGENCY NO. 12 - STATE TREASURER  
Program No. 665 - Convention Center Facility Financing Assistance

	<u>FY2013-14</u>	<u>FY2014-15</u>
<u>CASH FUND</u>	2,580,939	-0-
<u>PROGRAM TOTAL</u>	2,580,939	-0-
<u>SALARY LIMIT</u>	-0-	-0-

There is included in the appropriation to this program for FY2013-14 \$2,580,939 Cash Funds from the Convention Center Support Fund, which shall only be disbursed to a city of the metropolitan class for which an application for state assistance has been approved under the Convention Center Facility Financing Assistance Act.

The State Treasurer shall transfer \$1,106,117 from the Convention Center Support Fund to the Civic and Community Center Financing Fund within five days after the effective date of this act.

Sec. 20. AGENCY NO. 13 - STATE DEPARTMENT OF EDUCATION

Program No. 614 - Professional Practices Commission

	<u>FY2013-14</u>	<u>FY2014-15</u>
<u>CASH FUND</u>	<u>39,381</u>	<u>-0-</u>
<u>PROGRAM TOTAL</u>	<u>39,381</u>	<u>-0-</u>
<u>SALARY LIMIT</u>	<u>35,870</u>	<u>-0-</u>

Sec. 21. AGENCY NO. 14 - PUBLIC SERVICE COMMISSION  
Program No. 686 - Nebraska Telecommunications Universal Service Fund

	<u>FY2013-14</u>	<u>FY2014-15</u>
<u>CASH FUND</u>	<u>-0-</u>	<u>-0-</u>
<u>PROGRAM TOTAL</u>	<u>-0-</u>	<u>-0-</u>
<u>SALARY LIMIT</u>	<u>-0-</u>	<u>-0-</u>

Sec. 22. AGENCY NO. 16 - DEPARTMENT OF REVENUE  
Program No. 13 - Tax Commissioner

	<u>FY2013-14</u>	<u>FY2014-15</u>
<u>SALARY LIMIT</u>	<u>16,500</u>	<u>-0-</u>

Sec. 23. AGENCY NO. 16 - DEPARTMENT OF REVENUE  
Program No. 132 - Property Tax Credit Program

	<u>FY2013-14</u>	<u>FY2014-15</u>
<u>CASH FUND</u>	<u>-0-</u>	<u>25,000,000</u>
<u>PROGRAM TOTAL</u>	<u>-0-</u>	<u>25,000,000</u>

There is included in the appropriation to this program for FY2014-15 \$25,000,000 Cash Funds for state aid, which shall only be used for such purpose.

Sec. 24. AGENCY NO. 19 - DEPARTMENT OF BANKING AND FINANCE  
Program No. 66 - Enforcement of Standards - Securities

	<u>FY2013-14</u>	<u>FY2014-15</u>
<u>CASH FUND</u>	<u>200,000</u>	<u>-0-</u>
<u>PROGRAM TOTAL</u>	<u>200,000</u>	<u>-0-</u>
<u>SALARY LIMIT</u>	<u>-0-</u>	<u>-0-</u>

Sec. 25. AGENCY NO. 24 - DEPARTMENT OF MOTOR VEHICLES  
Program No. 70 - Enforcement of Standards - Motor Vehicles/Motor Vehicle Drivers

	<u>FY2013-14</u>	<u>FY2014-15</u>
<u>CASH FUND</u>	<u>-0-</u>	<u>271,128</u>
<u>PROGRAM TOTAL</u>	<u>-0-</u>	<u>271,128</u>
<u>SALARY LIMIT</u>	<u>-0-</u>	<u>94,584</u>

The unexpended Cash Fund appropriation balance existing on June 30, 2015, from the appropriation made in this section, is hereby reappropriated.

There is included in the appropriation to this program for FY2014-15 \$271,128 Cash Funds to identify a replacement vehicle title and registration system, associated costs, and financing options. A report on the use of the funds and of the progress made in the identification of a new system shall be submitted electronically by the Department of Motor Vehicles to the Legislature on or before July 31, 2015.

Sec. 26. AGENCY NO. 25 - DEPARTMENT OF HEALTH AND HUMAN SERVICES  
Program No. 33 - Administration

	<u>FY2013-14</u>	<u>FY2014-15</u>
<u>GENERAL FUND</u>	-0-	<u>154,910</u>
<u>CASH FUND</u>	-0-	<u>-0-</u>
<u>FEDERAL FUND est.</u>	-0-	<u>177,090</u>
<u>PROGRAM TOTAL</u>	-0-	<u>332,000</u>
<u>SALARY LIMIT</u>	-0-	<u>335,722</u>

There is included in the appropriations to this program made by the One Hundred Third Legislature, First and Second Sessions, for FY2013-14 \$500,000 General Funds for the electronic records initiative, which shall only be used for such purpose. There is included in the appropriations to this program made by the One Hundred Third Legislature, First and Second Sessions, for FY2014-15 \$500,000 General Funds and \$-0- Cash Funds from the Health and Human Services Cash Fund for the electronic records initiative, which shall only be used for such purpose.

There is included in the appropriations to this program made by the One Hundred Third Legislature, First and Second Sessions, for FY2013-14 \$-0- Cash Funds from the Health and Human Services Cash Fund for vital records.

It is the intent of the Legislature that the Department of Health and Human Services shall provide quarterly status reports electronically as the Request for Proposal (RFP) is being developed for the Medicaid Medical Information System (MMIS) as authorized in the appropriations to this program. The department shall provide a report electronically to the Legislature specifying the criteria utilized for the RFP for the MMIS replacement contract prior to the release of the RFP. The criteria shall include, but not be limited to, the successful completion of MMIS projects in other states and quality ongoing customer services provided during implementation of the project. The department shall evaluate utilizing an independent consultant to develop the MMIS RFP and evaluate respondents thereto in order to maximize specific technical expertise in this regard and to minimize political considerations. Upon awarding of the contract, the department shall provide electronically to the Legislature all documentation submitted by the entity that was awarded the contract.

Sec. 27. AGENCY NO. 25 - DEPARTMENT OF HEALTH AND HUMAN SERVICES  
Program No. 175 - Rural Health Provider Incentive Program

	<u>FY2013-14</u>	<u>FY2014-15</u>
<u>GENERAL FUND</u>	-0-	<u>150,000</u>
<u>CASH FUND</u>	-0-	<u>150,000</u>
<u>PROGRAM TOTAL</u>	-0-	<u>300,000</u>

There is included in the appropriation to this program for FY2014-15 \$150,000 General Funds and \$150,000 Cash Funds for state aid, which shall only be used for such purpose.

Sec. 28. AGENCY NO. 25 - DEPARTMENT OF HEALTH AND HUMAN SERVICES  
Program No. 344 - Children's Health Insurance

	<u>FY2013-14</u>	<u>FY2014-15</u>
<u>GENERAL FUND</u>	<u>1,809,439</u>	<u>5,134,800</u>
<u>FEDERAL FUND est.</u>	<u>3,934,811</u>	<u>8,775,600</u>
<u>PROGRAM TOTAL</u>	<u>5,744,250</u>	<u>13,910,400</u>

There is included in the appropriation to this program for FY2013-14 \$1,809,439 General Funds and \$3,934,811 Federal Funds estimate for state aid, which shall only be used for such purpose. There is included in the appropriation to this program for FY2014-15 \$5,134,800 General Funds and \$8,775,600 Federal Funds estimate for state aid, which shall only be used for such purpose.

Sec. 29. AGENCY NO. 25 - DEPARTMENT OF HEALTH AND HUMAN SERVICES  
Program No. 502 - Public Health Aid

	<u>FY2013-14</u>	<u>FY2014-15</u>
<u>GENERAL FUND</u>	-0-	250,000
<u>CASH FUND</u>	-0-	750,000
<u>PROGRAM TOTAL</u>	-0-	1,000,000

There is included in the appropriation to this program for FY2014-15 \$250,000 General Funds and \$750,000 Cash Funds from the Nebraska Health Care Cash Fund for state aid, for the six community health centers funded through Federal Program 330, Public Law 104-299, the federal Health Centers Consolidation Act of 1996. Each center is to receive an amount to be distributed proportionally based on the previous fiscal year's number of uninsured clients as reported on the Uniform Data System Report provided to the United States Department of Health and Human Services Bureau of Primary Health Care. The distribution shall be made to Charles Drew Health Center, Inc.; OneWorld Community Health Centers; East Central District Health Department Good Neighbor Community Health Center; Community Action Partnership of Western Nebraska Health Center; Norfolk Community Health Care Clinic, Inc.; and People's Health Center.

Sec. 30. AGENCY NO. 25 - DEPARTMENT OF HEALTH AND HUMAN SERVICES  
Program No. 514 - Health Aid

	<u>FY2013-14</u>	<u>FY2014-15</u>
<u>GENERAL FUND</u>	-0-	297,000
<u>PROGRAM TOTAL</u>	-0-	297,000

There is included in the appropriation to this program for FY2014-15 \$297,000 General Funds for state aid, which shall only be used for such purpose.

There is included in the appropriation to this program for FY2014-15 \$212,000 General Funds for state aid for tuition reimbursement for Emergency Medical Services Responders' initial and ongoing training.

There is included in the appropriation to this program for FY2014-15 \$85,000 General Funds for state aid for citizen advocacy programs.

Sec. 31. AGENCY NO. 25 - DEPARTMENT OF HEALTH AND HUMAN SERVICES  
Program No. 571 - Community-Based Aging Services

	<u>FY2013-14</u>	<u>FY2014-15</u>
<u>GENERAL FUND</u>	-0-	1,000,000
<u>PROGRAM TOTAL</u>	-0-	1,000,000

There is included in the appropriation to this program for FY2014-15 \$1,000,000 General Funds for state aid, which shall only be used for such purpose.

Sec. 32. AGENCY NO. 25 - DEPARTMENT OF HEALTH AND HUMAN SERVICES  
Program No. 870 - Norfolk Sex Offender Treatment

	<u>FY2013-14</u>	<u>FY2014-15</u>
<u>SALARY LIMIT</u>	293,421	387,539

Sec. 33. AGENCY NO. 25 - DEPARTMENT OF HEALTH AND HUMAN SERVICES  
Program No. 942 - Lincoln Regional Center Kitchen Replacement

	<u>FY2013-14</u>	<u>FY2014-15</u>	<u>FUTURE</u>
<u>GENERAL FUND</u>	350,000	884,444	-0-
<u>PROGRAM TOTAL</u>	350,000	884,444	-0-

The Department of Health and Human Services is hereby authorized to replace the kitchen facilities at the Lincoln Regional Center with the FY2013-14 and FY2014-15 appropriations to this program.

Sec. 34. AGENCY NO. 29 - DEPARTMENT OF NATURAL RESOURCES  
Program No. 307 - Nebraska Resources Development Fund



	<u>FY2013-14</u>	<u>FY2014-15</u>
<u>GENERAL FUND</u>	-0-	10,492,793
<u>PROGRAM TOTAL</u>	-0-	10,492,793
<u>SALARY LIMIT</u>	-0-	-0-

There is included in the appropriation to this program for FY2014-15 \$10,492,793 General Funds for state aid, which shall only be used for such purpose.

Sec. 35. AGENCY NO. 33 - GAME AND PARKS COMMISSION  
Program No. 549 - Parks - Administration and Operation

	<u>FY2013-14</u>	<u>FY2014-15</u>
<u>CASH FUND</u>	-0-	150,000
<u>PROGRAM TOTAL</u>	-0-	150,000

Sec. 36. AGENCY NO. 33 - GAME AND PARKS COMMISSION  
Program No. 901 - State Parks Facilities Deferred Maintenance

	<u>FY2013-14</u>	<u>FY2014-15</u>
<u>CASH FUND</u>	-0-	17,350,000
<u>PROGRAM TOTAL</u>	-0-	17,350,000

The Game and Parks Commission is hereby authorized to make deferred repairs and maintenance improvements at facilities in the state park system and replace and upgrade facilities in the state park system with the appropriation to this program.

Sec. 37. AGENCY NO. 41 - STATE REAL ESTATE COMMISSION  
Program No. 77 - Enforcement of Standards - Real Estate

	<u>FY2013-14</u>	<u>FY2014-15</u>
<u>CASH FUND</u>	28,562	-0-
<u>PROGRAM TOTAL</u>	28,562	-0-
<u>SALARY LIMIT</u>	24,806	-0-

Sec. 38. AGENCY NO. 46 - DEPARTMENT OF CORRECTIONAL SERVICES  
Program No. 914 - Infrastructure and Maintenance

	<u>FY2013-14</u>	<u>FY2014-15</u>	<u>FUTURE</u>
<u>NEBRASKA CAPITAL</u>			
<u>CONSTRUCTION FUND</u>	-0-	1,500,000	-0-
<u>PROGRAM TOTAL</u>	-0-	1,500,000	-0-

Sec. 39. AGENCY NO. 47 - NEBRASKA EDUCATIONAL TELECOMMUNICATIONS COMMISSION  
Program No. 928 - Radio Transmission Equipment Replacement

	<u>FY2013-14</u>	<u>FY2014-15</u>	<u>FUTURE</u>
<u>GENERAL FUND</u>	140,000	140,000	-0-
<u>PROGRAM TOTAL</u>	140,000	140,000	-0-

The Nebraska Educational Telecommunications Commission is hereby authorized to replace the aging/failing FM antennas and feed lines at FM sites KHNE (Hastings) and KMNE (Bassett). Funding is provided to purchase and install all equipment.

Sec. 40. AGENCY NO. 51 - UNIVERSITY OF NEBRASKA  
Program No. 781 - University - Administration

	<u>FY2013-14</u>	<u>FY2014-15</u>
--	------------------	------------------

<u>GENERAL FUND</u>	-0-	1,800,000
<u>PROGRAM TOTAL</u>	-0-	1,800,000

There is included in the appropriation to this program for FY2014-15 \$1,800,000 General Funds for pediatric cancer research at the University of Nebraska Medical Center. The Board of Regents shall report how such funds are to be spent to the Appropriations Committee of the Legislature on or before December 31, 2014. The report shall be submitted electronically.

Sec. 41. AGENCY NO. 54 - NEBRASKA STATE HISTORICAL SOCIETY  
Program No. 648 - Nebraska State Historical Society

	<u>FY2013-14</u>	<u>FY2014-15</u>
<u>GENERAL FUND</u>	701,646	503,801
<u>PROGRAM TOTAL</u>	701,646	503,801
<u>SALARY LIMIT</u>	-0-	-0-

Sec. 42. AGENCY NO. 64 - NEBRASKA STATE PATROL  
Program No. 100 - Public Protection

	<u>FY2013-14</u>	<u>FY2014-15</u>
<u>CASH FUND</u>	203,889	-0-
<u>PROGRAM TOTAL</u>	203,889	-0-
<u>SALARY LIMIT</u>	-0-	-0-

Sec. 43. AGENCY NO. 65 - DEPARTMENT OF ADMINISTRATIVE SERVICES  
Program No. 172 - Information Management Services Division

	<u>FY2013-14</u>	<u>FY2014-15</u>
<u>REVOLVING FUND</u>	6,000,000	6,500,000
<u>PROGRAM TOTAL</u>	6,000,000	6,500,000
<u>SALARY LIMIT</u>	-0-	-0-

Sec. 44. AGENCY NO. 65 - DEPARTMENT OF ADMINISTRATIVE SERVICES  
Program No. 917 - Capitol Courtyard Fountains Installation

	<u>FY2013-14</u>	<u>FY2014-15</u>	<u>FUTURE</u>
<u>NEBRASKA CAPITAL</u>			
<u>CONSTRUCTION FUND</u>	-0-	2,500,000	-0-
<u>PROGRAM TOTAL</u>	-0-	2,500,000	-0-

The Office of the Nebraska Capitol Commission is hereby authorized to undertake and complete installation of fountains in the four courtyards of the Nebraska State Capitol consistent with the original design of the building, to undertake and complete infrastructural improvements to support operation and maintenance of the fountains, and to undertake and complete associated courtyard landscape restoration.

Sec. 45. AGENCY NO. 65 - DEPARTMENT OF ADMINISTRATIVE SERVICES  
Program No. 922 - Capitol Heating, Ventilating, and Air Conditioning Systems Replacement

	<u>FY2013-14</u>	<u>FY2014-15</u>	<u>FUTURE</u>
<u>GENERAL FUND</u>	-0-	-0-	66,065,200
<u>NEBRASKA CAPITAL</u>			
<u>CONSTRUCTION FUND</u>	-0-	11,701,900	-0-
<u>PROGRAM TOTAL</u>	-0-	11,701,900	66,065,200

The Office of the Nebraska Capitol Commission is hereby authorized

to continue planning for and undertake replacement of the existing heating, ventilating, and air conditioning systems serving the Nebraska State Capitol as well as associated infrastructure, fire protection, life safety, and architectural improvements identified in the Nebraska State Capitol HVAC Master Plan Amendment, dated September 20, 2013. For informational purposes, of the amount appropriated in this section for FY2014-15, it is estimated that \$2,306,215 will be expended in FY2014-15, \$2,306,215 will be expended in FY2015-16, and \$7,089,470 will be expended in FY2016-17. It is the intent of the Legislature to appropriate future amounts from the General Fund for completion of the project as follows: \$9,529,333 for FY2017-18; \$8,727,526 for FY2018-19; \$7,994,885 for FY2019-20; \$8,755,725 for FY2020-21; \$11,185,556 for FY2021-22; \$11,020,750 for FY2022-23; and \$8,851,425 for FY2023-24. The total project cost shall not exceed \$77,767,100.

It is the intent of the Legislature that as part of the replacement of the existing heating, ventilating, and air conditioning systems serving the Nebraska State Capitol, the Office of the Nebraska Capitol Commission seek to maximize energy efficiency in the State Capitol to the extent possible, seek out or utilize energy service companies to analyze potential energy savings that could be incorporated into the project, work with public power entities to identify potential grants, incentives, and rebates that could reduce energy costs in the State Capitol, and include equipment for ongoing measurement and monitoring of energy consumption in the State Capitol to ensure accountability and energy savings into the future.

Sec. 46. AGENCY NO. 65 – DEPARTMENT OF ADMINISTRATIVE SERVICES  
Program No. 592 - Indemnification Claims

	<u>FY2013-14</u>	<u>FY2014-15</u>
<u>REVOLVING FUND</u>	<u>350,000</u>	<u>150,000</u>
<u>PROGRAM TOTAL</u>	<u>350,000</u>	<u>150,000</u>
<u>SALARY LIMIT</u>	<u>-0-</u>	<u>-0-</u>

Sec. 47. AGENCY NO. 69 – NEBRASKA ARTS COUNCIL  
Program No. 326 - Promotion and Development of the Arts

	<u>FY2013-14</u>	<u>FY2014-15</u>
<u>GENERAL FUND</u>	<u>-0-</u>	<u>39,956</u>
<u>PROGRAM TOTAL</u>	<u>-0-</u>	<u>39,956</u>
<u>SALARY LIMIT</u>	<u>-0-</u>	<u>24,741</u>

Sec. 48. AGENCY NO. 72 – DEPARTMENT OF ECONOMIC DEVELOPMENT  
Program No. 603 - Industrial Recruitment

	<u>FY2013-14</u>	<u>FY2014-15</u>
<u>CASH FUND</u>	<u>-0-</u>	<u>10,000,000</u>
<u>PROGRAM TOTAL</u>	<u>-0-</u>	<u>10,000,000</u>
<u>SALARY LIMIT</u>	<u>-0-</u>	<u>-0-</u>

There is included in the appropriation to this program for FY2014-15 \$10,000,000 Cash Funds for state aid, which shall only be used for such purpose.

Sec. 49. AGENCY NO. 91 – NEBRASKA TOURISM COMMISSION  
Program No. 618 - Tourism Promotion

	<u>FY2013-14</u>	<u>FY2014-15</u>
<u>CASH FUND</u>	<u>350,000</u>	<u>750,000</u>
<u>PROGRAM TOTAL</u>	<u>350,000</u>	<u>750,000</u>
<u>SALARY LIMIT</u>	<u>-0-</u>	<u>-0-</u>

Sec. 50. Laws 2013, LB195, section 18, is amended to read:  
Sec. 18. AGENCY NO. 5 – SUPREME COURT  
Program No. 52 - Operations

	FY2013-14	FY2014-15
<del>GENERAL FUND</del>	<del>28,346,445</del>	<del>28,977,730</del>
<u>GENERAL FUND</u>	<u>28,346,445</u>	<u>28,986,003</u>
CASH FUND est.	2,462,030	2,475,998
FEDERAL FUND est.	771,132	773,202
<del>PROGRAM TOTAL</del>	<del>31,579,607</del>	<del>32,226,930</del>
<u>PROGRAM TOTAL</u>	<u>31,579,607</u>	<u>32,235,203</u>
<del>SALARY LIMIT</del>	<del>20,236,624</del>	<del>20,802,383</del>
<u>SALARY LIMIT</u>	<u>20,236,624</u>	<u>21,336,472</u>

The Department of Administrative Services shall monitor the appropriations and expenditures for this program according to the following program classifications:

- No. 34 - Court Administration
- No. 40 - State Law Library
- No. 396 - County Court System
- No. 399 - District Court Reporters
- No. 405 - Court of Appeals

The unexpended General Fund appropriation balance existing on June 30, 2013, is hereby reappropriated.

The budget division of the Department of Administrative Services shall administratively transfer General Fund appropriations between Programs 52, 67, 420, and 435, within Agency 5, upon written certification by the State Court Administrator that the Supreme Court has determined that such transfer is necessary for the efficient functioning of statewide court operations and the proper administration of justice. The Salary Limit for Agency 5, Programs 52, 67, 420, and 435, may be administratively increased for any transfers made to Programs 52, 67, 420, and 435, pursuant to this section.

There is included in the appropriation to this program for FY2013-14 \$270,000 Cash Funds for dispute resolution state aid, which shall only be used for such purpose. There is included in the appropriation to this program for FY2014-15 \$270,000 Cash Funds for dispute resolution state aid, which shall only be used for such purpose.

There is included in the appropriation to this program for FY2013-14 \$550,000 Cash Funds for parenting plan mediation for indigent and lower-income persons involved in Parenting Act cases, as state aid, which shall only be used for such purpose. There is included in the appropriation to this program for FY2014-15 \$550,000 Cash Funds for parenting plan mediation for indigent and lower-income persons involved in Parenting Act cases, as state aid, which shall only be used for such purpose.

There is included in the appropriation to this program for FY2013-14 \$125,000 General Funds and for FY2014-15 ~~\$250,000~~ \$258,273 General Funds for a one percent salary increase for county court employees in Program 396, which shall only be used for such purpose. Total expenditures for permanent and temporary salaries and per diems from funds appropriated for this salary increase shall not exceed \$109,000 for FY2013-14 or ~~\$218,000~~ \$224,293 for FY2014-15. The appropriation made pursuant to this provision is in addition to any appropriated salary increase for county court employees effective on July 1, 2013, and July 1, 2014.

There is included in the appropriation to this program for FY2013-14 \$200,000 General Funds for court appointed special advocate state aid, which shall only be used for such purpose. There is included in the appropriation to this program for FY2014-15 \$200,000 General Funds for court appointed special advocate state aid, which shall only be used for such purpose.

Cash Fund expenditures for this program shall not be limited to the amounts shown.

- Sec. 51. Laws 2013, LB195, section 46, is amended to read:
- Sec. 46. AGENCY NO. 13 - STATE DEPARTMENT OF EDUCATION
- Program No. 25 - Education, Administration, and Support

	FY2013-14	FY2014-15
<del>GENERAL FUND</del>	<del>11,156,837</del>	<del>11,287,486</del>

<u>GENERAL FUND</u>	11,252,635	11,921,816
CASH FUND	1,489,441	1,496,838
FEDERAL FUND est.	22,425,982	22,606,025
REVOLVING FUND	204,728	204,728
<u>PROGRAM TOTAL</u>	35,276,988	35,595,077
<u>PROGRAM TOTAL</u>	35,372,786	36,229,407
<u>SALARY LIMIT</u>	12,749,149	13,028,787
<u>SALARY LIMIT</u>	12,749,149	13,138,835

The unexpended General Fund appropriation balance existing on June 30, 2013, is hereby reappropriated.

The Department of Administrative Services shall monitor the appropriations and expenditures for this program according to the following program classifications:

- No. 25 - Commissioner's Office
- No. 403 - Assessment/Report Card
- No. 440 - Human Resources
- No. 441 - Curriculum/Instruction/Innovation
- No. 442 - Diversity Populations: Equity and Instructional Issues
- No. 443 - Network Education and Technology Services
- No. 444 - Office of Early Childhood
- No. 445 - Data, Research, Evaluation, and Information Technology
- No. 446 - Adult Program Services
- No. 447 - School Improvement/Accreditation
- No. 448 - Diversity Populations: Special Education
- No. 449 - Federal Programs
- No. 450 - Select Department-wide Costs
- No. 451 - Finance and Organization Services

There is included in the appropriation to this program for FY2013-14 ~~\$3,442,000~~ \$3,151,600 General Funds and \$2,750,000 Federal Funds estimate for statewide assessment and reporting, which shall only be used for such purpose. There is included in the appropriation to this program for FY2014-15 ~~\$3,442,000~~ \$3,151,600 General Funds and \$2,750,000 Federal Funds estimate for statewide assessment and reporting, which shall only be used for such purpose.

There is included in the appropriation to this program for FY2013-14 \$75,000 General Funds for the review of poverty and limited English proficiency plans, including at least \$25,000 General Funds for performance auditing. There is included in the appropriation to this program for FY2014-15 \$75,000 General Funds for the review of poverty and limited English proficiency plans, including at least \$25,000 General Funds for performance auditing.

There is included in the appropriation to this program for FY2014-15 \$95,000 General Funds for an additional position for the early childhood education grant program. It is the intent of the Legislature to provide funding for the position for only three years, in FY2014-15, FY2015-16, and FY2016-17.

There is included in the appropriation to this program for FY2014-15 \$250,000 General Funds for a pilot project for a Microsoft IT Academy. It is the intent of the Legislature that the State Department of Education select school districts to participate in the pilot project which shall be conducted in collaboration with community colleges and business interests. There shall be statewide representation in the project, and at least two rural school districts shall be selected for participation in the project. An evaluation of the results of the project shall be provided to the Legislature electronically upon completion of the pilot project.

Sec. 52. Laws 2013, LB195, section 47, is amended to read:

Sec. 47. AGENCY NO. 13 - STATE DEPARTMENT OF EDUCATION  
 Program No. 158 - Education Aid

	FY2013-14	FY2014-15
<u>GENERAL FUND</u>	1,110,824,778	1,156,902,240
<u>GENERAL FUND</u>	1,110,823,561	1,120,477,237

CASH FUND	3,240,938	3,240,938
FEDERAL FUND est.	290,889,138	290,889,138
PROGRAM TOTAL	<u>1,404,954,854</u>	<u>1,451,032,316</u>
PROGRAM TOTAL	<u>1,404,953,637</u>	<u>1,414,607,313</u>

There is included in the appropriation to this program for FY2013-14 ~~\$1,110,824,778~~ \$1,110,823,561 General Funds, \$3,240,938 Cash Funds, and \$290,889,138 Federal Funds estimate for state aid, which shall only be used for such purpose. There is included in the appropriation to this program for FY2014-15 ~~\$1,156,902,240~~ \$1,120,477,237 General Funds, \$3,240,938 Cash Funds, and \$290,889,138 Federal Funds estimate for state aid, which shall only be used for such purpose.

There is included in the amount shown for FY2013-14 \$884,888,317 General Funds which are hereby appropriated to the Tax Equity and Educational Opportunities Fund, which fund is hereby appropriated to provide state aid to public school districts pursuant to the Tax Equity and Educational Opportunities Support Act. There is included in the amount shown for FY2014-15 ~~\$920,786,352~~ \$880,642,147 General Funds which are hereby appropriated to the Tax Equity and Educational Opportunities Fund, which fund is hereby appropriated to provide state aid to public school districts pursuant to the Tax Equity and Educational Opportunities Support Act.

There is included in the amount shown for this program \$203,588,534 General Funds provided as state aid for FY2013-14 for special education reimbursement. There is included in the amount shown for this program \$213,767,961 General Funds provided as state aid for FY2014-15 for special education reimbursement.

There is included in the amount shown for this program \$465,500 General Funds provided as state aid for FY2013-14 and \$465,500 General Funds provided as state aid for FY2014-15 to carry out the provisions of subsection (2) of section 79-734.

There is included in the amount shown for this program \$10,488,509 General Funds provided as state aid for FY2013-14 and \$10,488,509 General Funds provided as state aid for FY2014-15 for core services for educational service units.

There is included in the amount shown for this program \$3,272,887 General Funds provided as state aid for FY2013-14 and \$3,272,887 General Funds provided as state aid for FY2014-15 for technology infrastructure for educational service units.

There is included in the amount shown for this program \$290,365 General Funds provided as state aid for FY2013-14 and \$290,365 General Funds provided as state aid for FY2014-15 for distance education aid to educational service units.

There is included in the amount shown for this program ~~\$453,008~~ \$547,589 General Funds provided as state aid for FY2013-14 and \$453,008 General Funds provided as state aid for FY2014-15 for the school breakfast program.

There is included in the amount shown for this program \$392,032 General Funds provided as state aid for FY2013-14 and \$392,032 General Funds provided as state aid for FY2014-15 for the school lunch program.

There is included in the amount shown for this program \$214,664 General Funds provided as state aid for FY2013-14 and \$214,664 General Funds provided as state aid for FY2014-15 for adult basic education programs.

There is included in the amount shown for this program \$725,000 General Funds provided as state aid for FY2013-14 and \$725,000 General Funds provided as state aid for FY2014-15 for learning community aid.

There is included in the amount shown for this program ~~\$1,915,962~~ \$1,820,164 General Funds provided as state aid for FY2013-14 and ~~\$1,915,962~~ \$1,820,164 General Funds provided as state aid for FY2014-15 for early childhood education projects.

There is included in the amount shown for this program \$3,415,000 General Funds provided as one-time state aid for FY2014-15 for early childhood education projects. The unexpended General Fund appropriation balance existing on June 30, 2015, from this appropriation, is hereby reappropriated.

There is included in the amount shown for this program \$130,000 General Funds provided as state aid for FY2013-14 and \$130,000 General Funds provided as state aid for FY2014-15 for the Summer Food Service Program.

There is included in the amount shown for this program \$4,000,000 General Funds provided as state aid for FY2013-14 and \$4,000,000 General Funds provided as state aid for FY2014-15 for the Early Childhood Education Grant

Program for at-risk children from birth to age three. It is the intent of the Legislature that a maximum of five percent of the \$4,000,000 of General Funds appropriated each fiscal year for the Early Childhood Education Grant Program for at-risk children from birth to age three may be used for evaluation and technical assistance.

There is included in the amount shown for this program \$400,000 General Funds provided as state aid for FY2014-15 to expand the Nurturing Healthy Behaviors program. It is the intent of the Legislature that a portion of the funds provided shall be used for at least one new program in the third congressional district.

On or before October 1 of each year, the Department of Health and Human Services and the State Department of Education shall jointly certify to the budget administrator of the budget division of the Department of Administrative Services the amount of federal medicaid funds paid to school districts pursuant to the Early Intervention Act for special education services for children age five years and older. The General Fund appropriation to the State Department of Education, Program 158, for state special education aid shall be decreased by an amount equal to the amount that would have been reimbursed with state General Funds to the school districts through the special education reimbursement process for special education services for children age five years and older that was paid to school districts or approved cooperatives with federal medicaid funds. There is hereby appropriated from the General Fund an amount equal to the amount certified to the budget administrator for FY2013-14 and FY2014-15 to the Department of Health and Human Services to aid in carrying out the provisions of Laws 1991, LB 701. The budget administrator shall distribute the amount appropriated between budget programs according to percentages certified by the Department of Health and Human Services.

Sec. 53. Laws 2013, LB195, section 48, is amended to read:

Sec. 48. AGENCY NO. 13 - STATE DEPARTMENT OF EDUCATION  
 Program No. 161 - Education Innovation

	FY2013-14	FY2014-15
CASH FUND	7,497,133	7,444,800
PROGRAM TOTAL	7,497,133	7,444,800
<u>CASH FUND</u>	<u>7,897,133</u>	<u>7,844,800</u>
<u>PROGRAM TOTAL</u>	<u>7,897,133</u>	<u>7,844,800</u>
SALARY LIMIT	70,821	72,485

There is included in the appropriation to this program for FY2013-14 ~~\$7,230,065~~ \$7,630,065 Cash Funds for state aid, which shall only be used for such purpose. There is included in the appropriation to this program for FY2014-15 ~~\$7,335,816~~ \$7,735,816 Cash Funds for state aid, which shall only be used for such purpose.

There is included in the amount shown for this program ~~\$1,000,000~~ \$1,400,000 Cash Funds provided as state aid for FY2013-14 and ~~\$1,000,000~~ \$1,400,000 Cash Funds provided as state aid for FY2014-15 to fund the Excellence in Teaching Act.

There is included in the amount shown for this program \$2,100,000 Cash Funds provided as state aid for FY2013-14 for distance education equipment and incentives and \$2,150,000 Cash Funds provided as state aid for FY2014-15 for distance education incentives.

There is included in the amount shown for this program \$2,230,065 Cash Funds provided as state aid for FY2013-14 and \$2,285,816 Cash Funds provided as state aid for FY2014-15 for programs for learners with high ability.

There is included in the amount shown for this program \$1,700,000 Cash Funds provided as state aid for FY2013-14 and \$1,700,000 Cash Funds provided as state aid for FY2014-15 for early childhood education projects.

There is included in the amount shown for this program \$200,000 Cash Funds provided as state aid for FY2013-14 and \$200,000 Cash Funds provided as state aid for FY2014-15 for postsecondary educational bridge programs.

There is included in the amount shown for this program \$160,000 Cash Funds for FY2013-14 for administration of a standard college admission test pilot to students in the eleventh grade of a participating school district.

Sec. 54. Laws 2013, LB195, section 67, is amended to read:

Sec. 67. AGENCY NO. 16 - DEPARTMENT OF REVENUE

Program No. 108 - Homestead Exemption

	FY2013-14	FY2014-15
GENERAL FUND	71,600,000	74,900,000
PROGRAM TOTAL	71,600,000	74,900,000
<u>GENERAL FUND</u>	<u>65,100,000</u>	<u>68,900,000</u>
<u>PROGRAM TOTAL</u>	<u>65,100,000</u>	<u>68,900,000</u>

There is included in the appropriation to this program for FY2013-14 ~~\$71,600,000~~ \$65,100,000 General Funds for state aid, which shall only be used for such purpose. There is included in the appropriation to this program for FY2014-15 ~~\$74,900,000~~ \$68,900,000 General Funds for state aid, which shall only be used for such purpose.

Sec. 55. Laws 2013, LB195, section 75, is amended to read:

Sec. 75. AGENCY NO. 17 - DEPARTMENT OF AERONAUTICS

Program No. 26 - Administration and Services

	FY2013-14	FY2014-15
CASH FUND est.	4,455,118	2,846,384
<u>CASH FUND est.</u>	<u>4,455,118</u>	<u>2,861,384</u>
PROGRAM TOTAL	4,455,118	2,846,384
<u>PROGRAM TOTAL</u>	<u>4,455,118</u>	<u>2,861,384</u>

Cash Fund expenditures shall not be limited to the amount shown.

There is included in the appropriation to this program for FY2013-14 \$25,200 Cash Funds for state aid, which shall only be used for such purpose. There is included in the appropriation to this program for FY2014-15 ~~\$25,200~~ \$40,200 Cash Funds for state aid, which shall only be used for such purpose.

Sec. 56. Laws 2013, LB195, section 87, is amended to read:

Sec. 87. AGENCY NO. 23 - DEPARTMENT OF LABOR

Program No. 31 - Division of Employment

	FY2013-14	FY2014-15
CASH FUND	574,750	574,750
<u>CASH FUND</u>	<u>3,347,750</u>	<u>574,750</u>
FEDERAL FUND est.	47,736,744	45,879,291
<u>FEDERAL FUND est.</u>	<u>66,926,282</u>	<u>45,879,291</u>
PROGRAM TOTAL	48,311,494	46,454,041
<u>PROGRAM TOTAL</u>	<u>70,274,032</u>	<u>46,454,041</u>
SALARY LIMIT	18,329,624	18,438,111

The unexpended Cash Fund appropriation balance existing on June 30, 2013, is hereby reappropriated.

There is included in the appropriation to this program for FY2013-14 \$11,504,743 Federal Funds estimate for state aid, which shall only be used for such purpose. There is included in the appropriation to this program for FY2014-15 \$11,504,743 Federal Funds estimate for state aid, which shall only be used for such purpose.

There is included in this appropriation for FY2013-14 \$19,189,538 Federal Funds distributed to the state under sections 903(c), 903(d), and 903(f) of the federal Social Security Act, as amended, which shall only be used for the contributory retirement system established under section 48-609.

There is included in this appropriation for FY2013-14 \$2,773,000 Cash Funds which shall only be used for settlement or final judgment of those class action lawsuits filed in Lancaster County, Nebraska, by members of the contributory retirement system established under section 48-609.

The unexpended balance of the \$27,599,516 in Federal Funds appropriated in FY2004-05 under section 903(d) of the federal Social Security



Act, as amended, existing on June 30, 2013, is hereby reappropriated. The unexpended balance of the \$3,116,126 in Federal Funds appropriated in FY2009-10 under section 903(g) of the federal Social Security Act, as amended, existing on June 30, 2013, is hereby reappropriated. The Department of Labor shall submit a schedule of proposed expenditures of the appropriation of section 903(c), 903(d), 903(f), and 903(g) funds made pursuant to this section for administrative purposes for fiscal years beginning on or after July 1, 2007, to the Legislature as a part of the regular budget submission process. All provisions of subsection (2) of section 48-621 except subdivision (2)(a)(i) shall apply to this appropriation of section 903(c), 903(d), 903(f), and 903(g) funds.

Sec. 57. Laws 2013, LB195, section 92, is amended to read:  
 Sec. 92. AGENCY NO. 25 - DEPARTMENT OF HEALTH AND HUMAN SERVICES  
 Program No. 32 - Medicaid Prescription Drug Act Administration

	FY2013-14	FY2014-15
GENERAL FUND	1,273,700	1,276,050
FEDERAL FUND est.	1,273,698	1,276,048
PROGRAM TOTAL	2,547,398	2,552,098
<u>GENERAL FUND</u>	<u>473,700</u>	<u>476,050</u>
<u>FEDERAL FUND est.</u>	<u>473,698</u>	<u>476,048</u>
<u>PROGRAM TOTAL</u>	<u>947,398</u>	<u>952,098</u>
SALARY LIMIT	352,093	355,382

The unexpended General Fund appropriation balance existing on June 30, 2013, is hereby reappropriated.

Sec. 58. Laws 2013, LB195, section 94, is amended to read:  
 Sec. 94. AGENCY NO. 25 - DEPARTMENT OF HEALTH AND HUMAN SERVICES  
 Program No. 38 - Behavioral Health Aid

	FY2013-14	FY2014-15
GENERAL FUND	70,759,664	57,344,214
<u>GENERAL FUND</u>	<u>70,759,664</u>	<u>67,344,214</u>
CASH FUND	14,582,280	14,582,280
FEDERAL FUND est.	10,504,971	10,504,971
PROGRAM TOTAL	95,846,915	82,431,465
<u>PROGRAM TOTAL</u>	<u>95,846,915</u>	<u>92,431,465</u>

There is included in the appropriation to this program for FY2013-14 \$70,759,664 General Funds, \$14,582,280 Cash Funds, and \$10,504,971 Federal Funds estimate for state aid, which shall only be used for such purpose. There is included in the appropriation to this program for FY2014-15 ~~\$57,344,214~~ \$67,344,214 General Funds, \$14,582,280 Cash Funds, and \$10,504,971 Federal Funds estimate for state aid, which shall only be used for such purpose.

There is included in the amount shown as General Fund aid in this program \$1,389,908 General Funds for FY2013-14 and \$2,811,089 General Funds for FY2014-15 for an annual two and twenty-five hundredths percent increase in rates paid to providers of mental health and substance abuse services, which funds shall only be used for such purpose.

There is included in the amount shown as Cash Fund aid in this program \$6,500,000 Cash Funds for FY2013-14 and \$6,500,000 Cash Funds for FY2014-15 from the Nebraska Health Care Cash Fund to be used for community-based mental health and substance abuse services, including intermediate-level residential mental health services. It is the intent of the Legislature that these funds shall be distributed to each of the six behavioral health regions based upon a formula determined by the Department of Health and Human Services.

There is included in the amount shown as Cash Fund aid in this program \$2,599,660 Cash Funds for FY2013-14 and \$2,599,660 Cash Funds for FY2014-15 from the Nebraska Health Care Cash Fund to be used for rates paid to

providers of mental health and substance abuse services.

There is included in the amount shown as Cash Fund aid in this program \$1,500,000 Cash Funds for FY2013-14 and \$1,500,000 Cash Funds for FY2014-15 from the Nebraska Health Care Cash Fund to be used for the cost of maintenance and treatment of persons in emergency protective custody under the Nebraska Mental Health Commitment Act.

There is included in the amount shown as Cash Fund aid in this program \$225,000 Cash Funds for FY2013-14 and \$225,000 Cash Funds for FY2014-15 from the Nebraska Health Care Cash Fund to be used for compulsive gamblers assistance programs.

It is the intent of the Legislature that funds appropriated in this section for FY2013-14 and FY2014-15 shall not be utilized to add behavioral health services, other than for normal inflationary increases and rate increases approved by the Legislature. This shall not preclude a shift in the use of funds for less intensive services.

It is the intent of the Legislature that any unexpended General Funds remaining from appropriations to this program on June 30, 2014, shall be allocated to the behavioral health regions to maintain services in FY2014-15.

The Department of Health and Human Services shall provide a quarterly report to the Appropriations Committee and the Health and Human Services Committee of the Legislature identifying the reduction in state expenditures, by fund source, for behavioral health services pursuant to the federal Patient Protection and Affordable Care Act. The initial quarterly report shall be submitted within one month after the quarter ending on March 31, 2014. Subsequent reports shall be submitted for the ensuing quarters, within one month after the end of each quarter, for the remainder of FY2013-14 and FY2014-15.

The reports shall indicate the monthly reductions in state expenditures for behavioral health services pursuant to the federal Patient Protection and Affordable Care Act. The reports shall separately show reductions in expenditures for mental health and substance abuse services, by fund source, by region, and by category of care. The expenditure reductions shall be based upon decreased expenditures relative to initial budgets approved by the Division of Behavioral Health of the Department of Health and Human Services for services each fiscal year.

The Department of Health and Human Services shall provide a report showing actual aid expenditures by subprogram, activity or service, region, and category of care for Program 38 - Behavioral Health Aid for FY2012-13. Using the same format, the Department of Health and Human Services shall provide a report showing the initial budget allocation by subprogram, activity or service, region, and category of care, for Program 38 - Behavioral Health Aid for FY2013-14. The reports shall be provided to the Appropriations Committee and Health and Human Services Committee of the Legislature by August 31, 2013.

The Department of Health and Human Services shall provide a report showing actual aid expenditures by subprogram, activity or service, region, and category of care for Program 38 - Behavioral Health Aid for FY2013-14. Using the same format, the Department of Health and Human Services shall provide a report showing the initial budget allocation by subprogram, activity or service, region, and category of care for Program 38 - Behavioral Health Aid for FY2014-15. The reports shall be provided to the Appropriations Committee and Health and Human Services Committee of the Legislature by August 31, 2014.

The reports required by this section shall be submitted electronically.

Sec. 59. Laws 2013, LB195, section 102, is amended to read:

Sec. 102. AGENCY NO. 25 - DEPARTMENT OF HEALTH AND HUMAN SERVICES  
 Program No. 347 - Public Assistance

	FY2013-14	FY2014-15
GENERAL FUND	<del>106,259,868</del>	<del>106,467,252</del>
<u>GENERAL FUND</u>	<u>103,359,868</u>	<u>108,244,583</u>
CASH FUND	3,560,000	3,560,000
FEDERAL FUND est.	103,059,571	102,852,187
PROGRAM TOTAL	212,879,439	212,879,439
<u>FEDERAL FUND est.</u>	<u>103,059,571</u>	<u>102,574,856</u>

PROGRAM TOTAL 209,979,439 214,379,439

There is included in the appropriation to this program for FY2013-14 ~~\$106,259,868~~ \$103,359,868 General Funds, \$3,560,000 Cash Funds, and \$103,059,571 Federal Funds estimate for state aid, which shall only be used for such purpose. There is included in the appropriation to this program for FY2014-15 ~~\$106,467,252~~ \$108,244,583 General Funds, \$3,560,000 Cash Funds, and ~~\$102,852,187~~ \$102,574,856 Federal Funds estimate for state aid, which shall only be used for such purpose.

There is included in the appropriation to this program for FY2013-14 \$810,000 Cash Funds from the Nebraska Health Care Cash Fund for state aid to aid in carrying out the Nebraska Lifespan Respite Services Program and to provide payment to caregivers to purchase services under the respite subsidy program. There is included in the appropriation to this program for FY2014-15 \$810,000 Cash Funds from the Nebraska Health Care Cash Fund for state aid to aid in carrying out the Nebraska Lifespan Respite Services Program and to provide payment to caregivers to purchase services under the respite subsidy program.

There is included in the appropriation to this program for FY2013-14 \$660,000 General Funds and for FY2014-15 \$660,000 General Funds which shall be used solely to increase the reimbursement rate paid to providers of adult day services under the Title XX Program.

Sec. 60. Laws 2013, LB195, section 103, is amended to read:  
 Sec. 103. AGENCY NO. 25 - DEPARTMENT OF HEALTH AND HUMAN SERVICES  
 Program No. 348 - Medical Assistance

	FY2013-14	FY2014-15
<del>GENERAL FUND</del>	<del>710,246,224</del>	<del>773,559,908</del>
<u>GENERAL FUND</u>	<u>703,688,424</u>	<u>775,093,326</u>
<del>CASH FUND</del>	<del>38,681,662</del>	<del>38,681,662</del>
<u>CASH FUND</u>	<u>38,681,662</u>	<u>46,381,662</u>
<del>FEDERAL FUND est.</del>	<del>1,105,758,211</del>	<del>1,167,069,129</del>
<u>PROGRAM TOTAL</u>	<u>1,854,686,097</u>	<u>1,979,310,699</u>
<u>FEDERAL FUND est.</u>	<u>1,104,116,011</u>	<u>1,163,014,792</u>
<u>PROGRAM TOTAL</u>	<u>1,846,486,097</u>	<u>1,984,489,780</u>

There is included in the appropriation to this program for FY2013-14 ~~\$710,246,224~~ \$703,688,424 General Funds, ~~\$38,681,662~~ \$38,681,662 Cash Funds, and ~~\$1,105,758,211~~ \$1,104,116,011 Federal Funds estimate for state aid, which shall only be used for such purpose. There is included in the appropriation to this program for FY2014-15 ~~\$773,559,908~~ \$775,093,326 General Funds, ~~\$38,681,662~~ \$46,381,662 Cash Funds, and ~~\$1,167,069,129~~ \$1,163,014,792 Federal Funds estimate for state aid, which shall only be used for such purpose.

There is included in the appropriation to this program for FY2013-14 \$4,765,896 Cash Funds for state aid for the continuation of the behavioral health provider rate increase and behavioral health provider rate increase for managed care, inpatient services, and residential treatment services provided with funds from the Nebraska Health Care Cash Fund. There is included in the appropriation to this program for FY2014-15 \$4,765,896 Cash Funds for state aid for the continuation of the behavioral health provider rate increase and behavioral health provider rate increase for managed care, inpatient services, and residential treatment services provided with funds from the Nebraska Health Care Cash Fund.

There is included in the appropriation to this program for FY2013-14 \$450,000 Cash Funds from the Nebraska Health Care Cash Fund for a state plan amendment covering tobacco-use cessation in compliance with Title XIX of the federal Social Security Act. There is included in the appropriation to this program for FY2014-15 \$450,000 Cash Funds from the Nebraska Health Care Cash Fund for a state plan amendment covering tobacco-use cessation in compliance with Title XIX of the federal Social Security Act. The smoking cessation funding for FY2013-14 and FY2014-15 is for the costs of tobacco-use cessation counseling and tobacco-use cessation pharmaceuticals approved by the federal Food and Drug Administration for such purpose.

The Department of Health and Human Services shall send to the

Appropriations Committee of the Legislature the quarterly network access report from the behavioral health managed care provider as required by the contract. Additionally, on October 1, January 1, April 1, and July 1 of each year, the department shall report such rates of initial service authorizations, reauthorizations subsequent to initial service authorizations, and denials for behavioral health services broken out by the following age groups: Children under the age of 19; adults ages 19 to 64; and adults age 65 and older. The reports required to be submitted to the Appropriations Committee of the Legislature by this section shall be submitted electronically.

It is the intent of the Legislature that phased-down state contributions to the federal government as defined and required by the Medicare Prescription Drug, Improvement, and Modernization Act of 2003 may be made from appropriations to this program.

There is included in the appropriation to this program for FY2014-15 \$7,700,000 Cash Funds from funds transferred from the University of Nebraska Medical Center and an estimated \$9,200,000 federal funds for supplemental payments to the University of Nebraska Medical Center. The payments are allowed pending the approval of a Medicaid State Plan Amendment by the Centers for Medicare and Medicaid.

There is included in the appropriation to this program for FY2014-15 \$-0- Cash Funds from the Health and Human Services Cash Fund (Fund 22555) for FY2014-15.

Sec. 61. Laws 2013, LB195, section 107, is amended to read:  
 Sec. 107. AGENCY NO. 25 - DEPARTMENT OF HEALTH AND HUMAN SERVICES  
 Program No. 365 - Mental Health Operations

	FY2013-14	FY2014-15
GENERAL FUND	32,365,551	32,960,195
<u>GENERAL FUND</u>	<u>31,131,107</u>	<u>33,011,689</u>
CASH FUND	3,960,931	4,010,320
<del>FEDERAL FUND est.</del>	<del>10,045,572</del>	<del>10,181,401</del>
PROGRAM TOTAL	46,372,054	47,151,916
<u>FEDERAL FUND est.</u>	<u>10,045,572</u>	<u>10,129,907</u>
<u>PROGRAM TOTAL</u>	<u>45,137,610</u>	<u>47,151,916</u>
<del>SALARY LIMIT</del>	<del>26,389,261</del>	<del>26,925,417</del>
<u>SALARY LIMIT</u>	<u>26,389,261</u>	<u>26,925,417</u>

The unexpended General Fund appropriation balance existing on June 30, 2013, is hereby reappropriated.

The Department of Administrative Services shall monitor the appropriations and expenditures for this program according to the following program classifications:

- No. 361 - Hastings Regional Center
- No. 363 - Lincoln Regional Center
- No. 379 - Evaluation and Screening - Community-Based Residential Services

Sec. 62. Laws 2013, LB195, section 108, is amended to read:  
 Sec. 108. AGENCY NO. 25 - DEPARTMENT OF HEALTH AND HUMAN SERVICES  
 Program No. 421 - Beatrice State Developmental Center

	FY2013-14	FY2014-15
GENERAL FUND	24,853,539	25,670,720
<u>GENERAL FUND</u>	<u>24,853,539</u>	<u>25,858,853</u>
CASH FUND	2,711,482	2,711,482
<del>FEDERAL FUND est.</del>	<del>22,352,650</del>	<del>22,434,244</del>
<u>FEDERAL FUND est.</u>	<u>22,352,650</u>	<u>22,246,111</u>
PROGRAM TOTAL	49,917,671	50,816,446

SALARY LIMIT 25,950,970 26,463,086

The unexpended General Fund appropriation balance existing on June 30, 2013, is hereby reappropriated.

The chief executive officer of the Department of Health and Human Services shall certify to the budget administrator of the budget division of the Department of Administrative Services the FY2013-14 and FY2014-15 unexpended appropriation balances for the Beatrice State Developmental Center, Program 421, which are available to transition and maintain persons transferred from the Beatrice State Developmental Center to community-based developmental disability or other services. The budget administrator of the budget division of the Department of Administrative Services shall administratively transfer during FY2013-14 and FY2014-15 available unexpended appropriation balances as certified by the chief executive officer of the Department of Health and Human Services from the Beatrice State Developmental Center, Program 421, to Developmental Disability Aid, Program 424, and Medical Assistance, Program 348.

Sec. 63. Laws 2013, LB195, section 109, is amended to read:  
 Sec. 109. AGENCY NO. 25 - DEPARTMENT OF HEALTH AND HUMAN SERVICES  
 Program No. 424 - Developmental Disability Aid

	FY2013-14	FY2014-15
GENERAL FUND	<del>109,173,012</del>	<del>126,248,291</del>
<u>GENERAL FUND</u>	<u>109,173,012</u>	<u>137,040,195</u>
CASH FUND	6,312,000	6,312,000
PROGRAM TOTAL	<del>115,485,012</del>	<del>132,560,291</del>
<u>PROGRAM TOTAL</u>	<u>115,485,012</u>	<u>143,352,195</u>

(1) There is included in the appropriation to this program for FY2013-14 ~~\$109,173,012~~ \$109,173,012 General Funds and \$6,312,000 Cash Funds for state aid, which shall only be used for such purpose. There is included in the appropriation to this program for FY2014-15 ~~\$126,248,291~~ \$137,040,195 General Funds and \$6,312,000 Cash Funds for state aid, which shall only be used for such purpose.

(2) There is included in the amount shown as Cash Fund aid in this program for FY2013-14 \$5,000,000 Cash Funds and for FY2014-15 \$5,000,000 Cash Funds from the Nebraska Health Care Cash Fund to be used for services for persons with developmental disabilities ~~(1)~~ (a) who were on the waiting list for such services prior to July 1, 2001, and began receiving such services on and after such date and ~~(2)~~ (b) who are on the waiting list for such services on and after July 1, 2013, beginning with those who have been on the waiting list for the greatest length of time past their date of need.

(3) There is included in the amount shown as General Fund aid in this program for FY2013-14 \$2,826,383 General Funds for a two and twenty-five hundredths percent increase in rates paid to providers of developmental disability services, which shall only be used for such purpose.

(4) There is included in the amount shown as General Fund aid in this program for FY2014-15 \$2,595,048 General Funds for a two percent increase in rates paid to providers of developmental disability services, which shall only be used for such purpose.

(5) (a) There is included in the amount shown for this program for FY2014-15 \$1,500,000 General Funds for a State Ward Permanency Pilot Project which is hereby created. The pilot project shall provide developmental disabilities services to state wards in order to provide optimal habilitative supports and promote permanency.

(b) The pilot project shall serve (i) state wards who are eligible for services through the Division of Developmental Disabilities of the Department of Health and Human Services and who do not qualify for priority status and (ii) state wards who are in need of habilitative supports to achieve permanency. Services shall include any service provided pursuant to the Developmental Disabilities Services Act available to persons under twenty-one years of age.

(c) A state ward shall be eligible to participate in the pilot project if he or she qualifies for developmental disabilities services and has been assessed to need individually planned and coordinated habilitative supports, such as those addressing skills necessary for self-care, communication, mobility, and capacity for independent living. State wards

currently receiving an enhanced level of care through letters of agreement between the Division of Children and Family Services of the Department of Health and Human Services and the providers of such enhanced level of care and state wards with above-average habilitative needs as indicated on assessments shall be given priority to participate in the pilot project.

(d) The Division of Developmental Disabilities of the Department of Health and Human Services, the Division of Children and Family Services of the department or any lead agency, the State Department of Education, and developmental disabilities service providers shall collaborate to implement the pilot project to promote stability and permanency for state wards, to provide assessments, and to provide training to caseworkers and service providers.

(e) The pilot project shall collect data on the following:

(i) The impact of services provided pursuant to the pilot project on state wards' developmental progress;

(ii) The number of state wards participating in the pilot project who achieve permanency in the child welfare system, including adoption, permanent guardianship, reunification, or another form of permanency;

(iii) The level of stability in placements for state wards participating in the pilot project;

(iv) The total number of state wards participating in the pilot project and their current status in the child welfare system; and

(v) The impact on the overall support to families before and after permanency is achieved through adoption, permanent guardianship, reunification, or another form of permanency for twelve months following court involvement.

(f) Data collected from the project shall be reported to the Foster Care Review Office which shall analyze the data and electronically provide a report to the Health and Human Services Committee of the Legislature and the Appropriations Committee of the Legislature every six months during the term of the pilot project.

(g) The pilot project shall terminate June 30, 2016.

(6) There is included in the amount shown as General Fund aid in this program for FY2013-14 \$1,946,650 General Funds and for FY2014-15 ~~\$3,893,300~~ \$8,638,300 General Funds to be used for services for persons with developmental disabilities who were on the waiting list and past their date of need for services as of January 18, 2013, beginning with those who have been on the waiting list for the greatest length of time past their date of need.

(7) It is the intent of the Legislature that the Department of Health and Human Services shall provide a quarterly report to the Legislature regarding the usage of General Funds and Federal Funds for the waiting list. The initial quarterly report shall be submitted within two weeks after the quarter ending September 30, 2013. Subsequent reports shall be submitted for the ensuing quarters, within two weeks after the end of each quarter, for FY2013-14 and FY2014-15. The reports shall include, but not be limited to, the number of persons offered services, the type of service offered and the cost of such services, the number of persons accepting services, the services accepted, the cost of each type of service accepted in each fiscal year, and ongoing annual expenditures for such services.

(8) The reports required by this section shall be submitted electronically.

Sec. 64. Laws 2013, LB195, section 142, is amended to read:

Sec. 142. AGENCY NO. 33 - GAME AND PARKS COMMISSION

Program No. 162 - Environmental Trust

	FY2013-14	FY2014-15
CASH FUND	18,054,278	18,060,433
PROGRAM TOTAL	18,054,278	18,060,433
<u>CASH FUND</u>	<u>22,304,278</u>	<u>20,060,433</u>
<u>PROGRAM TOTAL</u>	<u>22,304,278</u>	<u>20,060,433</u>
SALARY LIMIT	251,575	256,916

There is included in the appropriation to this program for FY2013-14 ~~\$17,500,000~~ \$21,750,000 Cash Funds for state aid, which shall only be used for such purpose. There is included in the appropriation to this program for FY2014-15 ~~\$17,500,000~~ \$19,500,000 Cash Funds for state aid, which shall only be used for such purpose.

Sec. 65. Laws 2013, LB195, section 161, is amended to read:  
 Sec. 161. AGENCY NO. 46 – DEPARTMENT OF CORRECTIONAL SERVICES  
 Program No. 200 - Operations

	FY2013-14	FY2014-15
GENERAL FUND	<del>166,726,953</del>	<del>170,532,912</del>
<u>GENERAL FUND</u>	<u>171,557,925</u>	<u>179,722,069</u>
CASH FUND	1,741,500	1,741,500
FEDERAL FUND est.	1,745,232	1,751,929
REVOLVING FUND est.	18,485,218	18,580,670
PROGRAM TOTAL	<del>188,698,903</del>	<del>192,607,011</del>
<u>PROGRAM TOTAL</u>	<u>193,529,875</u>	<u>201,796,168</u>
SALARY LIMIT	<del>94,802,231</del>	<del>96,943,042</del>
<u>SALARY LIMIT</u>	<u>94,821,515</u>	<u>97,058,742</u>

The unexpended General Fund and Cash Fund appropriation balances existing on June 30, 2013, are hereby reappropriated.

Included in the salary limitations provided by this section is \$3,800,991 for FY2013-14 and \$3,888,017 for FY2014-15 for Revolving Fund salaries for program classifications 390 and 563, that shall not be limited to the amounts shown.

The Department of Administrative Services shall monitor the appropriations and expenditures for this program according to the following program classifications:

- No. 260 - Nebraska Correctional Youth Facility
- No. 300 - Tecumseh Correctional Center
- No. 368 - Lincoln Community Corrections Center
- No. 369 - Omaha Community Corrections Center
- No. 370 - Central Office
- No. 372 - Nebraska State Penitentiary
- No. 373 - Nebraska Center for Women - York
- No. 375 - Diagnostic and Evaluation Center
- No. 376 - Lincoln Correctional Center
- No. 377 - Omaha Correctional Center
- No. 386 - McCook Incarceration Work Camp
- No. 389 - Adult Parole Administration
- No. 390 - Federal Surplus Property
- No. 495 - Department Central Warehouse
- No. 563 - Correctional Industries

Revolving Fund expenditures shall not be limited to the amounts shown.

It is intended that the Department of Correctional Services shall maintain a Department Contingency Fund and a Department Equipment Fund.

There is included in the appropriation to this program, \$723,604 General Funds for FY2013-14, which shall only be used to contract with county jail facilities to house Department of Correctional Services facilities inmates on a temporary basis. There is included in the appropriation to this program, \$4,226,625 General Funds for FY2014-15, which shall only be used to contract with county jail facilities to house Department of Correctional Services facilities inmates on a temporary basis.

It is the intent of the Legislature that the Department of Correctional Services investigate the feasibility of leasing the former Lancaster County jail facility located in Air Park and owned by the Airport Authority of the City of Lincoln, Nebraska, and whether leasing this facility could be part of the long-term plan of the department in addressing the overcrowding of current department facilities. The department shall issue a report to the Appropriations Committee of the Legislature electronically on this subject by January 1, 2015.

Sec. 66. Laws 2013, LB195, section 167, is amended to read:

Sec. 167. AGENCY NO. 48 – COORDINATING COMMISSION FOR POSTSECONDARY EDUCATION

Program No. 640 - Postsecondary Education Coordination

	FY2013-14	FY2014-15
<del>GENERAL FUND</del>	<del>1,286,278</del>	<del>1,298,041</del>
<u>GENERAL FUND</u>	<u>1,296,278</u>	<u>1,309,041</u>
CASH FUND	25,000	25,000
FEDERAL FUND est.	6,023	6,023
<del>PROGRAM TOTAL</del>	<del>1,317,301</del>	<del>1,329,064</del>
<del>SALARY LIMIT</del>	<del>831,907</del>	<del>846,937</del>
<u>PROGRAM TOTAL</u>	<u>1,327,301</u>	<u>1,340,064</u>
<u>SALARY LIMIT</u>	<u>831,907</u>	<u>908,937</u>

The unexpended General Fund appropriation balance existing on June 30, 2013, is hereby reappropriated.

There is included in the appropriation to this program for FY2013-14 an estimated \$95,000 General Funds and for FY2014-15 an estimated \$95,000 General Funds for Midwestern Higher Education Compact state membership dues.

Sec. 67. Laws 2013, LB195, section 169, is amended to read:

Sec. 169. AGENCY NO. 48 - COORDINATING COMMISSION FOR POSTSECONDARY EDUCATION

Program No. 690 - Nebraska Opportunity Grant Program

	FY2013-14	FY2014-15
<del>GENERAL FUND</del>	<del>6,668,156</del>	<del>6,668,156</del>
<u>GENERAL FUND</u>	<u>6,668,156</u>	<u>6,868,156</u>
CASH FUND	10,000,000	10,000,000
<del>PROGRAM TOTAL</del>	<del>16,668,156</del>	<del>16,668,156</del>
<u>PROGRAM TOTAL</u>	<u>16,668,156</u>	<u>16,868,156</u>

There are no personal services included in the appropriations in this section.

There is included in the appropriation to this program for FY2013-14 \$6,668,156 General Funds and \$10,000,000 Cash Funds for state aid, which shall only be used for such purpose. There is included in the appropriation to this program for FY2014-15 ~~\$6,668,156~~ \$6,868,156 General Funds and \$10,000,000 Cash Funds for state aid, which shall only be used for such purpose.

Sec. 68. Laws 2013, LB195, section 203, is amended to read:

Sec. 203. AGENCY NO. 65 - DEPARTMENT OF ADMINISTRATIVE SERVICES  
Program No. 591 - Tort Claims

	FY2013-14	FY2014-15
GENERAL FUND	210,000	210,000
CASH FUND	50,000	50,000
PROGRAM TOTAL	260,000	260,000

The unexpended General Fund appropriation balance existing on June 30, 2013, is hereby reappropriated. The unexpended Cash Fund appropriation balance existing on June 30, 2013, is hereby reappropriated.

(1) The following amounts are hereby transferred to the Tort Claims Fund from the respective agency fund balances:

- (a) \$460 from the Department of Motor Vehicles;
- (b) \$8,181 from the Department of Roads;
- (c) \$8,008 from the Game and Parks Commission;
- (d) \$104 from the Department of Administrative Services state building division;
- (e) \$650 from the Department of Agriculture; and
- (f) \$1,350 from the Nebraska Brand Committee.

Such sums shall be transferred to the risk management and state claims division no later than August 1, 2013, or in four equal payments on



August 1, October 1, January 1, and April 1, at the discretion of the Risk Manager.

(2) The following amounts are hereby transferred to the Tort Claims Fund from the respective agency fund balances:

- (a) ~~\$460~~ \$722.10 from the Department of Motor Vehicles;
- (b) ~~\$8,181~~ \$25,060.55 from the Department of Roads;
- (c) ~~\$8,008~~ \$13,237.16 from the Game and Parks Commission; and
- (d) ~~\$104~~ \$2,610.90 from the Department of Administrative Services state building division;
- ~~(e) \$650 from the Department of Agriculture; and~~
- ~~(f) \$1,350 from the Nebraska Brand Committee.~~

Such sums shall be transferred to the risk management and state claims division no later than August 1, 2014, or in four equal payments on August 1, October 1, January 1, and April 1, at the discretion of the Risk Manager.

It is the intent of the Legislature that transfers specified in this section for FY2014-15 be adjusted by the One Hundred Third Legislature, Second Session, 2014, in accordance with information available after July 1, 2013.

Sec. 69. Laws 2013, LB195, section 232, is amended to read:

Sec. 232. AGENCY NO. 78 - NEBRASKA COMMISSION ON LAW ENFORCEMENT AND CRIMINAL JUSTICE  
 Program No. 155 - County Juvenile Services Aid

	FY2013-14	FY2014-15
GENERAL FUND	1,477,575	1,477,575
PROGRAM TOTAL	1,477,575	1,477,575
SALARY LIMIT	-0-	-0-

There is included in the appropriation to this program for FY2013-14 \$1,477,575 General Funds for state aid, which shall only be used for such purpose. There is included in the appropriation to this program for FY2014-15 ~~\$1,477,575~~ \$1,427,575 General Funds for state aid, which shall only be used for such purpose.

Sec. 70. Laws 2013, LB195, section 233, is amended to read:

Sec. 233. AGENCY NO. 78 - NEBRASKA COMMISSION ON LAW ENFORCEMENT AND CRIMINAL JUSTICE  
 Program No. 198 - Central Administration

	FY2013-14	FY2014-15
GENERAL FUND	499,008	507,135
CASH FUND	38,796	39,331
FEDERAL FUND est.	5,394,955	5,401,652
PROGRAM TOTAL	5,932,759	5,948,118
SALARY LIMIT	593,102	606,442
<u>SALARY LIMIT</u>	<u>604,979</u>	<u>606,442</u>

The unexpended General Fund appropriation balance, less aid, existing on June 30, 2013, is hereby reappropriated.

There is included in the appropriation to this program for FY2013-14 \$13,457 General Funds and \$4,520,673 Federal Funds estimate for state aid, which shall only be used for such purpose. There is included in the appropriation to this program for FY2014-15 \$13,457 General Funds and \$4,520,673 Federal Funds estimate for state aid, which shall only be used for such purpose.

There is included in the appropriation to this program for FY2013-14 \$62,000 General Funds and \$194,233 Federal Funds estimate from the federal Victims of Crime Act of 1984 to operate a victim notification system, which shall only be used for such purpose. There is included in the appropriation to this program for FY2014-15 \$62,000 General Funds and \$194,233 Federal Funds estimate from the federal Victims of Crime Act of 1984 to operate a victim notification system, which shall only be used for such purpose.

Sec. 71. Laws 2013, LB195, section 236, is amended to read:

Sec. 236. AGENCY NO. 78 - NEBRASKA COMMISSION ON LAW ENFORCEMENT AND CRIMINAL JUSTICE

Program No. 202 - Crime Victims' Reparations

	FY2013-14	FY2014-15
GENERAL FUND	27,837	27,837
CASH FUND	194,000	194,000
<u>CASH FUND</u>	<u>294,000</u>	<u>194,000</u>
FEDERAL FUND est.	128,400	128,400
<u>PROGRAM TOTAL</u>	<u>350,237</u>	<u>350,237</u>
<u>PROGRAM TOTAL</u>	<u>450,237</u>	<u>350,237</u>
SALARY LIMIT	-0-	-0-

The unexpended General Fund appropriation balance, less aid, existing on June 30, 2013, is hereby reappropriated.

There is included in the appropriation to this program for FY2013-14 \$20,000 General Funds, ~~\$194,000~~ \$294,000 Cash Funds, and \$121,980 Federal Funds estimate for state aid, which shall only be used for such purpose. There is included in the appropriation to this program for FY2014-15 \$20,000 General Funds, \$194,000 Cash Funds, and \$121,980 Federal Funds estimate for state aid, which shall only be used for such purpose.

Sec. 72. Laws 2013, LB195, section 250, is amended to read:

Sec. 250. AGENCY NO. 85 - PUBLIC EMPLOYEES RETIREMENT BOARD  
 Program No. 515 - Public Employees Retirement

	FY2013-14	FY2014-15
<del>GENERAL FUND</del>	<del>24,290,810</del>	<del>46,418,580</del>
<del>PROGRAM TOTAL</del>	<del>24,290,810</del>	<del>46,418,580</del>
<u>GENERAL FUND</u>	<u>24,290,810</u>	<u>46,645,251</u>
<u>PROGRAM TOTAL</u>	<u>24,290,810</u>	<u>46,645,251</u>

There is included in the appropriation to this program for FY2013-14 \$16,874,535 General Funds for state aid to provide additional funding to the School Employees Retirement System of the State of Nebraska, which shall only be used for such purpose. There is included in the appropriation to this program for FY2014-15 ~~\$34,255,000~~ \$34,703,519 General Funds for state aid to provide additional funding to the School Employees Retirement System of the State of Nebraska, which shall only be used for such purpose.

There is included in the appropriation to this program for FY2013-14 \$5,011,695 General Funds for state aid to provide additional funding to the Class V School Employees Retirement System, which shall only be used for such purpose. There is included in the appropriation to this program for FY2014-15 ~~\$7,365,000~~ \$7,194,958 General Funds for state aid to provide additional funding to the Class V School Employees Retirement System, which shall only be used for such purpose.

There is included in the appropriation to this program for FY2013-14 \$2,404,580 General Funds for state aid to provide additional funding to the Nebraska State Patrol Retirement System, which shall only be used for such purpose. There is included in the appropriation to this program for FY2014-15 ~~\$4,704,580~~ \$4,652,774 General Funds for state aid to provide additional funding to the Nebraska State Patrol Retirement System, which shall only be used for such purpose.

There is included in the appropriation to this program for FY2013-14 \$-0- General Funds for state aid to provide additional funding to the Nebraska Judges Retirement System, which shall only be used for such purpose. There is included in the appropriation to this program for FY2014-15 \$94,000 General Funds for state aid to provide additional funding to the Nebraska Judges Retirement System, which shall only be used for such purpose. Pursuant to sections 24-205 and 24-227.01, \$709,383 is transferred from the Supreme Court Automation Cash Fund and the Supreme Court Education Fund to the Nebraska Retirement Fund for Judges.

Pursuant to section 84-1319.01, each state agency participating in the State Employees Retirement System of the State of Nebraska shall contribute an amount to the State Equal Retirement Benefit Fund to provide

all similarly situated male and female members with equal benefits. It is the intent of the Legislature that the Public Employees Retirement Board notify each state agency of the amount to be paid to the fund for FY2013-14 and FY2014-15.

Sec. 73. Laws 2013, LB195, section 261, is amended to read:

Sec. 261. CASH FUNDS.

The receipts for FY2013-14 and FY2014-15 inuring to the several Cash Funds, together with any amounts held in account by the State Treasurer on June 30, 2013, are hereby credited to each of the funds respectively.

Expenditure of Cash Funds appropriated in this act shall be limited to the amount shown by program except when specific exceptions are made. The amounts appropriated in this act include the following funds:

(1) Legislative Council: Nebraska Legislative Shared Information System Cash Fund, Donations/Contributions Cash Fund, Nebraska Health Care Cash Fund, Nebraska Statutes Cash Fund;

(2) Supreme Court: Supreme Court Reports Cash Fund, Court Appointed Special Advocate Fund, Nebraska Statutes Distribution Cash Fund, MCLE Cash Fund, Probation Program Cash Fund, Probation Cash Fund, State Probation Contractual Services Cash Fund, Dispute Resolution Cash Fund, Counsel for Discipline Cash Fund, Supreme Court Education Fund, Supreme Court Automation Cash Fund, Parenting Act Fund;

(3) Governor: Governor's Policy Research Cash Fund;

(4) Secretary of State: Nebraska Collection Agency Fund, Records Management Cash Fund, Secretary of State Administration Cash Fund, Uniform Commercial Code Cash Fund, Corporation Cash Fund, Election Administration Fund;

(5) Auditor of Public Accounts: Cooperative Audit Cash Fund;

(6) Attorney General: Motor Vehicle Fraud Cash Fund, Department of Justice Natural Resources Enforcement Fund, State Settlement Cash Fund, Nebraska Health Care Cash Fund, State DNA Sample and Data Base Fund, State Medicaid Fraud Control Unit Cash Fund;

(7) State Treasurer: State Treasurer Administrative Fund, Unclaimed Property Cash Fund, Mutual Finance Assistance Fund, College Savings Plan Administrative Fund, College Savings Plan Expense Fund, Convention Center Support Fund, State Disbursement Unit Cash Fund, Treasury Management Cash Fund, Sports Arena Facility Support Fund;

(8) State Department of Education: State Department of Education Cash Fund, Certification Fund, Professional Practices Commission Fund, Tax Equity and Educational Opportunities Fund, Education Innovation Fund, School Technology Fund, Tuition Recovery Cash Fund, Private Postsecondary Career Schools Cash Fund, Excellence in Teaching Cash Fund, School District Reorganization Fund, Early Childhood Education Endowment Cash Fund;

(9) Public Service Commission: Nebraska Grain Warehouse Surveillance Cash Fund, Nebraska Telecommunications Relay System Fund, Public Service Commission Housing and Recreational Vehicle Cash Fund, Nebraska Telecommunications Universal Service Fund, Nebraska Internet Enhancement Fund, Nebraska Competitive Telephone Marketplace Fund, Enhanced Wireless 911 Fund, Moisture Testing Examination Fund, Grain Warehouse Auditing Fund, Municipal Rate Negotiations Revolving Loan Fund, Public Service Commission Pipeline Regulation Fund;

(10) Department of Revenue: Department of Revenue Enforcement Fund, State Lottery Operation Cash Fund, Marijuana and Controlled Substances Tax Administration Cash Fund, Waste Reduction and Recycling Incentive Fees Collection Fund, Petroleum Release Remedial Action Collection Fund, Litter Fee Collection Fund, Severance Tax Administration Fund, Department of Revenue Miscellaneous Receipts Fund, Charitable Gaming Operations Fund, Tobacco Products Administration Cash Fund, Nebraska Incentives Fund, Motor Fuel Tax Enforcement and Collection Cash Fund, Nebraska Health Care Cash Fund, State Athletic Commissioner's Cash Fund, Department of Revenue Property Assessment Division Cash Fund, Property Tax Credit Cash Fund, Nebraska Advantage Transformational Tourism and Redevelopment Act Cash Fund, Airline and Carline Cash Fund, Energy Conservation Improvement Fund;

(11) Department of Aeronautics: Department of Aeronautics Cash Fund;

(12) Department of Agriculture: Fertilizers and Soil Conditioners Administrative Fund, Commercial Feed Administration Cash Fund, Pure Milk Cash Fund, Soil and Plant Analysis Laboratory Cash Fund, Livestock Auction Market Fund, Nebraska Potato Development Fund, Graded Egg Fund, Weights and Measures Administrative Fund, Nebraska Poultry and Egg Development, Utilization, and Marketing Fund, Agricultural Products Marketing Information Cash Fund, Manufacturing Milk Cash Fund, Pure Food Cash Fund, Nebraska Agricultural Products Marketing Cash Fund, State Apiary Cash Fund, Pseudorabies Control Cash Fund, Weed Book Cash Fund, Pesticide Administrative Cash Fund, Nebraska

Seed Administrative Cash Fund, Plant Protection and Plant Pest Cash Fund, Tractor Permit Cash Fund, Nebraska Origin and Premium Quality Grain Cash Fund, Animal Damage Control Cash Fund, Noxious Weed Cash Fund, Buffer Strip Incentive Fund, Winery and Grape Producers Promotional Fund, Commercial Dog and Cat Operator Inspection Program Cash Fund, Domesticated Cervine Animal Cash Fund, Anthrax Control Act Cash Fund, Noxious Weed and Invasive Plant Species Assistance Fund, Agricultural Laboratory Testing Services Cash Fund, Agricultural Suppliers Lease Protection Cash Fund;

(13) Department of Banking and Finance: Financial Institution Assessment Cash Fund, Securities Act Cash Fund, Department of Banking and Finance Settlement Cash Fund;

(14) State Fire Marshal: Nebraska Natural Gas Pipeline Safety Cash Fund, State Fire Marshal Cash Fund, Underground Storage Tank Fund, Training Division Cash Fund, Reduced Cigarette Ignition Propensity Fund;

(15) Department of Insurance: Department of Insurance Cash Fund;

(16) Department of Labor: Employment Security Special Contingent Fund, Farm Labor Contractors Fund, Contractor Registration Cash Fund, Boiler Inspection Cash Fund, Mechanical Safety Inspection Fund, Professional Employer Organization Cash Fund;

(17) Department of Motor Vehicles: Motor Carrier Division Cash Fund, Department of Motor Vehicles Cash Fund, Department of Motor Vehicles Ignition Interlock Fund, License Plate Cash Fund, Vehicle Title and Registration System Replacement and Maintenance Cash Fund;

(18) Department of Health and Human Services: Health and Human Services Cash Fund, Veterans' Home Building Fund, Institution Cash Fund, Small Business Enterprises Cash Fund, School District Reimbursement Fund, Compulsive Gamblers Assistance Fund, Nebraska Child Abuse Prevention Fund, Nebraska Health Care Cash Fund, Children's Health Insurance Cash Fund, Childhood Care Cash Fund, University of Nebraska Medical Center Medical Education Revolving Fund, Behavioral Health Services Fund, Health and Human Services Reimbursement Fund, Professional and Occupational Credentialing Cash Fund, Rural Health Professional Incentive Fund, Organ and Tissue Donor Awareness and Education Fund, Tobacco Prevention and Control Cash Fund, Stem Cell Research Cash Fund;

(19) Department of Roads: Highway Cash Fund, Grade Crossing Protection Fund, State Recreation Road Fund, Roads Operations Cash Fund, State Highway Capital Improvement Fund;

(20) Department of Veterans' Affairs: Veteran Cemetery Construction Fund, Nebraska Veteran Cemetery System Operation Fund;

(21) Department of Natural Resources: Water Resources Cash Fund, ~~Water Contingency Cash Fund, Republican River Basin Water Sustainability Task Force Cash Fund,~~ Small Watersheds Flood Control Fund, Nebraska Resources Development Fund, Nebraska Soil and Water Conservation Fund, Natural Resources Water Quality Fund, Water Well Decommissioning Fund, Carbon Sequestration Assessment Cash Fund, Water Resources Trust Fund, Department of Natural Resources Cash Fund;

(22) State Electrical Board: Electrical Division Fund;

(23) Military Department: Military Department Cash Fund, Governor's Emergency Cash Fund, Nebraska Emergency Management Agency Cash Fund, Nebraska Emergency Planning and Community Right to Know Cash Fund, Joint Operations Center Cash Fund;

(24) Board of Educational Lands and Funds: Surveyors' Cash Fund, Board of Educational Lands and Funds Cash Fund, Survey Record Repository Fund;

(25) Game and Parks Commission: State Game Fund, State Park Cash Revolving Fund, Nebraska Habitat Fund, Nebraska Aquatic Habitat Fund, Nebraska Snowmobile Trail Cash Fund, Nebraska Outdoor Recreation Development Cash Fund, Wildlife Conservation Fund, Nebraska Environmental Trust Fund, Cowboy Trail Fund, Game Law Investigation Cash Fund, Niobrara Council Fund, Nebraska Environmental Endowment Fund, Ferguson House Fund, Nebraska Youth Conservation Program Fund, Hunters Helping the Hungry Cash Fund, Game and Parks State Park Improvement and Maintenance Fund;

(26) Nebraska Library Commission: Nebraska Library Commission Cash Fund;

(27) Nebraska Liquor Control Commission: Nebraska Liquor Control Commission Rule and Regulation Cash Fund;

(28) State Racing Commission: Racing Commission's Cash Fund, Track Distribution Fund;

(29) Nebraska Workers' Compensation Court: Compensation Court Cash Fund;

(30) Nebraska Brand Committee: Nebraska Brand Inspection and Theft Prevention Fund;

(31) Nebraska Motor Vehicle Industry Licensing Board: Nebraska Motor Vehicle Industry Licensing Fund;

- (32) State Real Estate Commission: State Real Estate Commission's Fund;
- (33) Board of Barber Examiners: Board of Barber Examiners Fund;
- (34) Department of Correctional Services: Department of Correctional Services Facility Cash Fund, Parole Program Cash Fund, Reentry Cash Fund;
- (35) Nebraska Educational Telecommunications Commission: State Educational Telecommunications Fund, NEB\*SAT Cash Fund;
- (36) Coordinating Commission for Postsecondary Education: Coordinating Commission for Postsecondary Education Cash Fund, Nebraska Opportunity Grant Fund;
- (37) Nebraska State Colleges: Chadron Cash Fund, Peru Cash Fund, Wayne Cash Fund, Chadron State College Designated Cash Fund, Peru State College Designated Cash Fund, Wayne State College Designated Cash Fund, Board of Trustees Cash Fund, State Colleges Sport Facilities Cash Fund;
- (38) University of Nebraska: Financial Literacy Cash Fund, University Cash Fund, Temporary University Fund, University of Nebraska at Omaha Cash Fund, University of Nebraska Medical Center Cash Fund, University of Nebraska at Kearney Cash Fund, University of Nebraska Central Administration Designated Cash Fund, University of Nebraska-Lincoln Designated Cash Fund, University of Nebraska at Omaha Designated Cash Fund, University of Nebraska Medical Center Designated Cash Fund, University of Nebraska at Kearney Designated Cash Fund;
- (39) Nebraska State Fair Board: Nebraska State Fair Support and Improvement Cash Fund, Antique Farm Machinery and Equipment Fund;
- (40) Real Property Appraiser Board: Real Property Appraiser Fund, Appraisal Management Company Fund;
- (41) Nebraska State Historical Society: Historical Society Fund, Historical Landmark Cash Fund;
- (42) Nebraska Wheat Development, Utilization, and Marketing Board: Nebraska Wheat Development, Utilization, and Marketing Fund;
- (43) Nebraska Oil and Gas Conservation Commission: Oil and Gas Conservation Fund;
- (44) Board of Engineers and Architects: Engineers and Architects Regulation Fund;
- (45) Board of Geologists: Geologists Regulation Fund;
- (46) Nebraska Ethanol Board: Agricultural Alcohol Fuel Tax Fund, Ethanol Production Incentive Cash Fund;
- (47) Nebraska Dairy Industry Development Board: Nebraska Dairy Industry Development Fund;
- (48) State Board of Examiners for Land Surveyors: Land Surveyor Examiner's Fund;
- (49) Nebraska State Board of Public Accountancy: Certified Public Accountants Fund;
- (50) Nebraska State Patrol: Nebraska State Patrol Cash Fund, Investigation Petty Cash Fund, Carrier Enforcement Cash Fund, Nebraska State Patrol Drug Control and Education Cash Fund, Public Safety Cash Fund, Nebraska State Patrol Vehicle Replacement Cash Fund, Nebraska Public Safety Communication System Cash Fund;
- (51) Department of Administrative Services: Building Renewal Allocation Fund, State Building Renewal Assessment Fund, University Building Renewal Assessment Fund, State College Building Renewal Assessment Fund, Capitol Restoration Cash Fund, Vacant Building and Excess Land Cash Fund, Resource Recovery Fund, Tort Claims Fund, Information Technology Infrastructure Fund, Health and Life Benefit Administration Cash Fund, City of the Primary Class Development Fund, City of the Metropolitan Class Development Fund, World Day on the Mall Cash Fund;
- (52) Abstracters Board of Examiners: Abstracters Board of Examiners Cash Fund;
- (53) Commission on Latino-Americans: Hispanic Awareness Cash Fund, Commission on Latino-Americans Cash Fund;
- (54) Nebraska Arts Council: Nebraska Arts Council Cash Fund, Nebraska Arts and Humanities Cash Fund;
- (55) Foster Care Review Office: Foster Care Review Office Cash Fund;
- (56) Nebraska Energy Office: State Energy Office Cash Fund;
- (57) Department of Economic Development: Nebraska Agricultural Products Research Fund, Aerospace Museum Cash Fund, Job Training Cash Fund, Administrative Cash Fund, Tourist Promotion Fund, Affordable Housing Trust Fund, Comprehensive Housing Strategy Cash Fund, Economic Development Cash Fund, Civic and Community Center Financing Fund;
- (58) State Board of Landscape Architects: State Board of Landscape Architects Cash Fund;
- (59) Nebraska Power Review Board: Nebraska Power Review Fund;

- (60) Nebraska Investment Council: State Investment Officer's Cash Fund;
- (61) Nebraska Commission on Law Enforcement and Criminal Justice: Nebraska Law Enforcement Training Center Cash Fund, Law Enforcement Improvement Fund, Victim's Compensation Fund, Community Corrections Uniform Data Analysis Cash Fund, Violence Prevention Cash Fund;
- (62) Commission for the Blind and Visually Impaired: Commission for the Blind and Visually Impaired Cash Fund;
- (63) Commission for the Deaf and Hard of Hearing: Commission for the Deaf and Hard of Hearing Fund;
- (64) Department of Environmental Quality: Integrated Solid Waste Management Cash Fund, Nebraska Litter Reduction and Recycling Fund, Department of Environmental Quality Cash Fund, Chemigation Costs Fund, Low-Level Radioactive Waste Cash Fund, Petroleum Products and Hazardous Substances Storage and Handling Fund, Petroleum Release Remedial Action Cash Fund, Wastewater Treatment Operator Certification Cash Fund, Local Site Selection Cash Fund, Local Monitoring Committee Cash Fund, Waste Reduction and Recycling Incentive Fund, Wastewater Treatment Facilities Construction Loan Fund, Remedial Action Plan Monitoring Fund, Livestock Waste Management Cash Fund, Drinking Water Administration Fund, Clean Air Title V Cash Fund, Air Quality Permit Cash Fund, Superfund Cost Share Cash Fund, Private Onsite Wastewater Treatment System Certification and Registration Cash Fund, Solid Waste Landfill Closure Assistance Fund;
- (65) Public Employees Retirement Board: School Expense Fund, Judges Expense Fund, State Patrol Expense Fund, Deferred Compensation Expense Fund, State Employees Retirement System Expense Fund, County Employees Retirement System Expense Fund, State Cash Balance Expense Fund, County Cash Balance Expense Fund;
- (66) Dry Bean Commission: Dry Bean Development, Utilization, Promotion, and Education Fund;
- (67) Nebraska Accountability and Disclosure Commission: Nebraska Accountability and Disclosure Commission Cash Fund;
- (68) Corn Development, Utilization, and Marketing Board: Nebraska Corn Development, Utilization, and Marketing Fund;
- (69) Community College Aid: Nebraska Community College Aid Cash Fund;
- (70) Grain Sorghum Development, Utilization, and Marketing Board: Grain Sorghum Development, Utilization, and Marketing Fund;
- (71) Tax Equalization and Review Commission: Tax Equalization and Review Commission Cash Fund;
- (72) Commission on Public Advocacy: Legal Education for Public Service Loan Repayment Fund, Commission on Public Advocacy Operations Cash Fund, Legal Aid and Services Fund, Civil Legal Services Fund;
- (73) Commission on Indian Affairs: Commission on Indian Affairs Cash Fund, Designated Collection Fund; and
- (74) Nebraska Tourism Commission: State Visitors Promotion Cash Fund.

Sec. 74. Laws 2013, LB195, section 263, is amended to read:

Sec. 263. REVOLVING FUNDS.

The receipts for FY2013-14 and FY2014-15 inuring to the several Revolving Funds, together with any amounts held in account by the State Treasurer on June 30, 2013, are hereby credited to each of the funds respectively. Expenditure of Revolving Funds appropriated in this act shall be limited to the amount shown by program except when specific exceptions are made. The amounts appropriated in this act include the following funds:

- (1) Governor: Governor's Policy Research Office Revolving Fund;
- (2) Secretary of State: Records Management Micrographics Services Revolving Fund;
- (3) Attorney General: Department of Justice Revolving Fund;
- (4) State Department of Education: State Department of Education Revolving Fund;
- (5) Department of Agriculture: Management Services Expense Revolving Fund;
- (6) Department of Correctional Services: Correctional Industries Revolving Fund, Federal Surplus Property Fund, Department of Correctional Services Warehouse Revolving Fund;
- (7) Nebraska State Colleges: The money accruing to the Auxiliary Enterprise Revolving Funds for student activity fees, dormitory rentals, dormitory operations and maintenance, cafeteria operations, and student union operations at Chadron, Peru, and Wayne State Colleges, and the State College Capital Improvement Fund;
- (8) University of Nebraska: University of Nebraska-Lincoln Revolving

Fund, University of Nebraska at Omaha Revolving Fund, University of Nebraska Medical Center Revolving Fund, University of Nebraska Medical Center Medical Education Revolving Fund, University of Nebraska at Kearney Revolving Fund, University Tractor Test Revolving Fund;

(9) Nebraska State Patrol: Capitol Security Revolving Fund; and

(10) Department of Administrative Services: Department of Administrative Services Revolving Fund, Materiel Division Revolving Fund, Communications Revolving Fund, Transportation Services Bureau Revolving Fund, Capitol Buildings Parking Revolving Fund, State Building Revolving Fund, Central Stores Revolving Fund, State Surplus Property Revolving Fund, Information Management Revolving Fund, Temporary Employee Pool Revolving Fund, State Insurance Fund, Accounting Division Revolving Fund, Intergovernmental Data Services Program Revolving Fund, Workers' Compensation Claims Revolving Fund, Personnel Division Revolving Fund, Training Revolving Fund, Nebraska Public Safety Communication System Revolving Fund, State Self-Insured Indemnification Fund.

Sec. 75. Laws 2013, LB195, section 264, is amended to read:

Sec. 264. TRUST FUNDS.

The receipts for FY2013-14 and FY2014-15 inuring to the several trust funds, together with any amounts held in account by the State Treasurer on June 30, 2013, are hereby credited to each of the funds respectively, which funds are hereby appropriated for FY2013-14 and FY2014-15:

(1) Attorney General: State Settlement Trust Fund;

(2) State Treasurer: Highway Trust Fund, Highway Tax Trust Fund, Bessey Memorial Fund, Common School Fund, Highway Revenue Bonds Redemption Trust Fund, Revenue-Sharing Trust Fund, Michael B. Amos Educational Trust Fund, James M. Amos Educational Trust Fund, Excess Liability Fund, Insurance Investments Inc. Trust Fund, Financial Responsibility Act Trust Fund, Importing Dealers Trust Fund, Special Fuel Dealers Trust Fund, Nebraska Cultural Preservation Endowment Fund, College Savings Plan Program Fund, Escheat Trust Fund, life insurance corporation demutualization trust fund, Excess Liability Fund, Agricultural College Endowment Fund;

(3) State Department of Education: State Department of Education Trust Fund, temporary school fund;

(4) Public Service Commission: Public Service Commission Elevator Trust Fund;

(5) Department of Revenue: State Lottery Operation Trust Fund, State Lottery Prize Trust Fund, Municipal Equalization Fund;

(6) Department of Aeronautics: Department of Aeronautics Trust Fund;

(7) Department of Banking and Finance: First Investors Inc., Settlement Trust Fund;

(8) Department of Insurance: Premium and Retaliatory Tax Suspense Fund;

(9) Department of Labor: State Unemployment Insurance Trust Fund, Nebraska Training and Support Trust Fund;

(10) Department of Motor Vehicles: Motor Vehicle Responsibility Act Fund;

(11) Department of Health and Human Services: Dormant Trust Funds, Institution Canteen Amusement Trust Funds, Alcoholism Contribution Trust Fund, Visual Impairment Trust Fund, Finance and Support Trust Fund, State Wards Accounts Trust Fund, Medically Handicapped Children Trust Fund, Store and Canteen Accounts Trust Fund, Welfare and Club Accounts Trust Fund, Juvenile Trust Fund, Nebraska Tobacco Settlement Trust Fund, Nebraska Medicaid Intergovernmental Trust Fund;

(12) Department of Roads: Highway Restoration and Improvement Bond Fund;

(13) Department of Veterans' Affairs: Veterans' Aid Income Fund, Nebraska Veteran Cemetery System Endowment Fund;

(14) Board of Educational Lands and Funds: Nebraska Veterans' Aid Fund, Permanent University Fund, permanent school fund, Normal School Endowment Investment Fund, Agricultural Endowment Fund, Agricultural and University Land Lease Fund;

(15) Nebraska Library Commission: Nebraska Library Commission Trust Fund;

(16) Nebraska Workers' Compensation Court: Workers' Compensation Trust Fund;

(17) Department of Correctional Services: Store and Canteen Accounts Trust Fund, Welfare and Club Accounts Trust Fund, Inmate Trust Fund;

(18) Nebraska Educational Telecommunications Commission: Public Radio Nebraska Foundation Trust Fund, Nebraska Educational Telecommunications Trust Fund;

(19) Coordinating Commission for Postsecondary Education:

Coordinating Commission for Postsecondary Education Trust Fund, SUN-MART Scholarship Trust Fund;

(20) Board of Trustees of the Nebraska State Colleges: State College Endowment Fund, Education Enhancement Trust Fund, LB 1100 Construction Trust Fund, Davis Scholarship Trust Fund;

(21) Nebraska State Colleges: Student Activity Trust Funds at Chadron, Peru, and Wayne State Colleges, Wayne State Bequests Trust Fund, Wayne State College Electronic Funds Transfer Loan Trust Fund, Peru State Construction Trust Fund;

(22) University of Nebraska: University Trust Fund, University of Nebraska at Omaha Trust Fund, University of Nebraska Medical Center Trust Fund, University of Nebraska at Kearney Trust Fund, University of Nebraska-Lincoln Federal Student Loan Trust Fund, University of Nebraska Medical Center Student Loan Trust Fund, University of Nebraska at Omaha Electronic Funds Transfer Trust Fund, University of Nebraska at Omaha Federal Student Loan Trust Fund, Deferred Maintenance Project Trust Fund, Nebraska College of Technical Agriculture at Curtis Scholarship Trust Fund, UNMC RHOP Loan Trust Fund, UNL Minority Students Scholarship Trust Fund, UNMC Capital and Program Reserve Trust Fund, Cancer Research Center Trust Fund;

(23) Nebraska State Historical Society: Hall of Fame Trust Fund, Library Archives Trust Fund, Nebraska State Historical Society Collections Trust Fund, Cheyenne Outbreak Barracks Trust Fund, Bridge Book Sale Trust Fund;

(24) Nebraska Oil and Gas Conservation Commission: Oil and Gas Conservation Trust Fund;

(25) Department of Administrative Services: Master Lease Program Trust Fund, NIS Operating Trust Fund, Flexible Spending Fund, State Employees Insurance Fund;

(26) Nebraska Arts Council: Nebraska Arts Council Trust Fund, Nebraska Cultural Preservation Endowment Fund;

(27) Nebraska Energy Office: Nebraska Energy Settlement Fund;

(28) Department of Environmental Quality: Hazardous Waste Sites Trust Fund, Leaking Underground Storage Tanks Trust Fund, Wastewater Treatment Facilities Construction Loan Fund, Drinking Water Facilities Loan Fund, Drinking Water State Revolving Fund, Recycled Principal Fund; and

(29) Public Employees Retirement Board: Annuity Reserve Fund, Nebraska Retirement Fund for Judges, Contingent Fund, School Employees Savings Fund, State Patrol Retirement Fund, School Employers Deposit Fund, Service Annuity Fund, Retired Teachers Supplementary Benefits Fund, State Equal Retirement Benefit Fund, County Equal Retirement Benefit Fund, County Employees Retirement Fund, Judges Contingent Trust Fund, State Patrol Contingent Trust Fund, School Operating Trust Fund, School Retirement Fund, State Cash Balance Retirement Fund, County Cash Balance Retirement Fund.

Sec. 76. Laws 2013, LB195, section 265, is amended to read:

Sec. 265. REFUND AND DISTRIBUTIVE FUNDS.

The receipts for FY2013-14 and FY2014-15 inuring to the several refund and distributive funds, together with any amounts held in account by the State Treasurer on June 30, 2013, are hereby credited to each of the funds respectively, which funds are hereby appropriated for FY2013-14 and FY2014-15:

(1) State Treasurer: Car Line Refund Fund, Insurance Tax Fund, Highway Allocation Fund, Aircraft Fuel Tax Fund, Severance Tax Fund, Suspense Fund, State Treasurer's Land Sales Distributive Fund, State Fleet Card Fund;

(2) State Department of Education: Public Grazing Fund, Forest Reserve Fund, Flood Control Fund, Insurance Tax Fund;

(3) Department of Labor: Income Tax Setoff Fund;

(4) Department of Motor Vehicles: International Registration Plan Distributive Fund;

(5) Department of Health and Human Services: Child Support Operations Distribution Fund, Supplemental Security Income Distribution Fund, Food Distribution Fund;

(6) Department of Roads: State Aid Bridge Fund;

(7) Nebraska Library Commission: NEBASE Fund;

(8) Coordinating Commission for Postsecondary Education: State Student Incentive Grant Match Fund;

(9) Department of Administrative Services: Imprest Payroll Distributive Fund, State Purchasing Card Distributive Fund; and

(10) Public Employees Retirement Board: Deferred Compensation Fund.

Sec. 77. Laws 2013, LB198, section 51, is amended to read:

Sec. 51. There is hereby appropriated, unless otherwise specified, for FY2013-14 and for FY2014-15 from undisbursed balances existing on June 30, 2013, and on June 30, 2014, respectively, to each agency for each program from the respective funds for capital construction as follows:



(1) Agency No. 25 - Department of Health and Human Services  
 Program Nos. 902, 904, 912, and 919.

(2) Agency No. 27 - Department of Roads

Program No. 901, except that the unobligated biennium appropriation balance shall lapse once all projects funded in that biennium are completed, postponed to a future biennium, or indefinitely postponed.

(3) Agency No. 28 - Department of Veterans' Affairs  
 Program No. 937 - Alliance State Veterans' Cemetery.

(4) Agency No. 31 - Military Department  
 Program Nos. 905, 906, 910, and 925.

(5) Agency No. 33 - Game and Parks Commission  
 Program Nos. 900, 901, 902, 919, 924, 955, 960, 966, 967 less \$798,860.58 of the June 30, 2013, cash fund balance, 968 less \$20,027.54 of the June 30, 2013, cash fund balance, 969 less \$629,365.49 of the June 30, 2013, cash fund balance, 971, 972, 973, 975, 976, 977, 979, and 981.

(6) Agency No. 46 - Department of Correctional Services  
 Program Nos. 913, 916, 917, 920, and 921.

~~(7) Agency No. 47 - Nebraska Educational Telecommunications Commission  
 Program Nos. 922, 925, and 926.~~  
~~(8) (7) Agency No. 50 - Board of Trustees of the Nebraska State Colleges~~

Program Nos. 901, 903, ~~909~~, 912, 919, 920, 921, 933, 935, 952, 955, 993, and 997, and any additional construction programs administratively created relating to the Board of Trustees of the Nebraska State Colleges and its campuses which are funded through cash funds, federal funds, revolving funds, or private gifts or donations.

~~(9) (8) Agency No. 51 - University of Nebraska~~

Program Nos. 901, 902, 903, ~~904~~, 906, 907, 909, 910, 914, 915, 917, 918, 919, 920, 921, 924, 925, 928, 930, 932, 934, 937, 941, 942, 943, 944, 945, 946, 947, 948, 949, 950, 951, 952, 953, 954, 957, 958, 962, 963, 964, 966, 968, 970, 971, 972, 973, 975, 976, 977, 978, 981, 984, 985, 990, 991, 993, 994, 995, 997, and 998, and any additional construction programs administratively created relating to the University of Nebraska-Lincoln, the University of Nebraska at Omaha, the University of Nebraska Medical Center, the University of Nebraska at Kearney, the Nebraska College of Technical Agriculture at Curtis, and the University of Nebraska Central Administration which are funded through cash funds, federal funds, revolving funds, or private gifts or donations.

(9) Agency No. 54 - Nebraska State Historical Society  
 Program No. 957.

(10) Agency No. 65 - Department of Administrative Services  
 Program Nos. 901, 904, 933, 935, 980, 981, and 982

Appropriations to program numbers pertaining to funding for the Deferred Building Renewal Act are hereby reappropriated.

Sec. 78. Laws 2013, LB6A, section 1, is amended to read:

Section 1. There is hereby appropriated (1) ~~\$1,504,770~~ \$1,614,968 from the Compulsive Gamblers Assistance Fund for FY2013-14 and (2) ~~\$1,410,023~~ \$1,420,451 from the Compulsive Gamblers Assistance Fund for FY2014-15 to the Department of Revenue, for Program 164, to aid in carrying out the provisions of Legislative Bill 6, One Hundred Third Legislature, First Session, 2013.

Total expenditures for permanent and temporary salaries and per diems from funds appropriated in this section shall not exceed ~~\$91,960~~ \$100,815 for FY2013-14 or ~~\$94,259~~ \$103,314 for FY2014-15.

Sec. 79. Laws 2013, LB517A, section 1, is amended to read:

Section 1. There is hereby appropriated (1) \$1,000,000 from the General Fund for FY2012-13 and (2) \$-0- from the General Fund for FY2013-14 to the Department of Natural Resources, for Program 334, to aid in carrying out the provisions of Legislative Bill 517, One Hundred Third Legislature, First Session, 2013.

The unexpended General Fund appropriation balance existing on June 30, 2013, less \$492,793.24, is hereby reappropriated.

Sec. 80. Section 90-539, Revised Statutes Supplement, 2013, is amended to read:

AGENCY NO. 25 - DEPARTMENT OF HEALTH AND HUMAN SERVICES  
 Program No. 354 - Child Welfare Aid

	FY2013-14	FY2014-15
GENERAL FUND	156,756,327	136,950,518

<u>GENERAL FUND</u>	<u>156,756,327</u>	<u>136,264,457</u>
CASH FUND	2,734,444	2,734,444
<u>FEDERAL FUND est.</u>	<u>30,763,503</u>	<u>30,391,976</u>
<u>PROGRAM TOTAL</u>	<u>190,254,274</u>	<u>170,076,938</u>
<u>FEDERAL FUND est.</u>	<u>30,763,503</u>	<u>30,106,037</u>
<u>PROGRAM TOTAL</u>	<u>190,254,274</u>	<u>169,104,938</u>

There is included in the appropriation to this program for FY2013-14 \$156,756,327 General Funds, \$2,734,444 Cash Funds, and \$30,763,503 Federal Funds estimate for state aid, which shall only be used for such purpose. There is included in the appropriation to this program for FY2014-15 ~~\$136,950,518~~ \$136,264,457 General Funds, \$2,734,444 Cash Funds, and ~~\$30,391,976~~ \$30,106,037 Federal Funds estimate for state aid, which shall only be used for such purpose.

There is included in the appropriation to this program for FY2013-14 \$2,734,444 Cash Funds from the Nebraska Health Care Cash Fund for state aid for the continuation of the behavioral health provider rate increase. There is included in the appropriation to this program for FY2014-15 \$2,734,444 Cash Funds from the Nebraska Health Care Cash Fund for state aid for the continuation of the behavioral health provider rate increase.

Sec. 81. FUND LAPSES AND TRANSFERS.

The State Treasurer shall make the transfers specified in this section between funds, in the amounts indicated. Unless otherwise noted, transfers for FY2013-14 shall occur on July 1, 2013, or as soon thereafter as administratively possible, and transfers for FY2014-15 shall occur on July 1, 2014, or as soon thereafter as administratively possible. All agencies with administrative responsibilities for these funds shall assist the State Treasurer as needed in implementing the transfers.

Transfers for FY2014-15 shall include:

(1) The State Treasurer shall transfer \$25,000,000 from the General Fund to the Property Tax Credit Cash Fund on or before December 15, 2014, on such date as directed by the budget administrator of the budget division of the Department of Administrative Services; and

(2) The State Treasurer shall transfer \$10,000,000 from the General Fund to the Job Training Cash Fund no later than July 15, 2014, on such date as directed by the budget administrator of the budget division of the Department of Administrative Services.

Sec. 82. LIMITATION ON SALARIES, WAGES, AND PER DIEMS.

(1) For purposes of this act, (a) SALARY LIMIT shall mean total expenditures for permanent and temporary salaries and per diems and (b) total expenditures for permanent and temporary salaries and per diems shall mean all remuneration paid to employees treated as taxable compensation by the Internal Revenue Service or subject to social security coverage, specifically including payments accounted for as vacation, holidays, sick leave, military leave, funeral leave, maternity leave, administrative leave, compensatory time, deferred compensation, or any other similar form, and amounts withheld pursuant to law, but excluding state contributions for social security, retirement, and employee insurance plans.

(2) Total expenditures for permanent and temporary salaries and per diems shall be limited to the amount shown except when federal funds in excess of the amount shown are available and approved by the Governor. Expenditures for permanent and temporary salaries and per diems from such grants shall be in addition to the limitation on permanent and temporary salaries and per diems otherwise shown in this act. No agency shall request any state funds for continuation or replacement of any such personnel or activities in future budget requests. To the extent feasible, requests for increases in the limitation on permanent and temporary salaries and per diems shall be addressed to the Appropriations Committee of the Legislature when the Legislature is in session.

(3) Expenditures for permanent and temporary salaries resulting from awards made to employees under sections 81-1346 to 81-1354 shall be in addition to the limitations on permanent and temporary salaries and per diems otherwise shown in this act.

(4) The limitation on expenditures for permanent and temporary salaries and per diems for FY2014-15 as established by the Legislature shall be the basis for continuation funding for each fiscal year of the succeeding biennium.

(5) The limitation on expenditures for permanent and temporary salaries and per diems for FY2014-15 shall be increased by certified encumbrance amounts from FY2013-14 for permanent and temporary salaries and per diems. Encumbered amounts shall be calculated in accordance with section 81-138.01.

(6) The limitation on expenditures for permanent and temporary salaries and per diems shall only apply to remuneration paid to state employees or per diem payments made to members of state boards or commissions.

Sec. 83. Original Laws 2013, LB195, sections 18, 46, 47, 48, 67, 75, 87, 92, 94, 102, 103, 107, 108, 109, 142, 161, 167, 169, 203, 232, 233, 236, 250, 261, 263, 264, and 265; Laws 2013, LB198, section 51; Laws 2013, LB6A, section 1; Laws 2013, LB517A, section 1; and section 90-539, Revised Statutes Supplement, 2013, are repealed.

Sec. 84. The following sections are outright repealed: Laws 2013, LB195, section 95; and Laws 2013, LB583A, section 1.

Sec. 85. Since an emergency exists, this act takes effect when passed and approved according to law.

## LEGISLATIVE BILL 907

Approved by the Governor April 16, 2014

Introduced by Ashford, 20; Avery, 28; Harms, 48; Krist, 10; Lathrop, 12; Mello, 5; Cook, 13.

FOR AN ACT relating to legal process; to amend sections 7-201, 7-202, 7-203, 7-204, 7-206, 7-207, 7-208, 7-209, 83-1,104, and 83-1,119, Reissue Revised Statutes of Nebraska, and sections 29-3927, 83-1,102, and 83-1,107, Revised Statutes Cumulative Supplement, 2012; to rename and change provisions of the Legal Education for Public Service Loan Repayment Act; to create the Nebraska Justice Reinvestment Working Group, a reentry program for inmates and parolees, the Vocational and Life Skills Program, a fund, and the Nebraska Center for Justice Research at the University of Nebraska at Omaha; to provide powers and duties; to prohibit public employers from asking for criminal history as prescribed; to provide, change, and eliminate parole provisions; to state intent regarding appropriations; to eliminate certain sentencing provisions; to provide operative dates; to repeal the original sections; to outright repeal sections 29-2208 and 29-2405, Reissue Revised Statutes of Nebraska; and to declare an emergency.

Be it enacted by the people of the State of Nebraska,

Section 1. Section 7-201, Reissue Revised Statutes of Nebraska, is amended to read:

7-201 Sections 7-201 to 7-209 and section 6 of this act shall be known and may be cited as the Legal Education for Public Service and Rural Practice Loan Repayment Assistance Act.

Sec. 2. Section 7-202, Reissue Revised Statutes of Nebraska, is amended to read:

7-202 The Legislature finds that many attorneys graduate from law school with substantial educational debt that prohibits many from considering public legal service work or work in less-populated rural areas of Nebraska. A need exists for public legal service entities and rural clients to hire competent attorneys. The public is better served by competent and qualified attorneys working in the area of public legal service and serving underserved rural areas. Programs providing educational loan ~~forgiveness~~ repayment assistance will encourage law students and other attorneys to seek employment in the area of public legal service and in designated legal profession shortage areas in rural Nebraska and will enable public legal service entities and rural communities to attract and retain qualified attorneys.

Sec. 3. Section 7-203, Reissue Revised Statutes of Nebraska, is amended to read:

7-203 For purposes of the Legal Education for Public Service and Rural Practice Loan Repayment Assistance Act:

(1) Board means the Legal Education for Public Service and Rural Practice Loan Repayment Assistance Board;

(2) Designated legal profession shortage area means a rural area located within any county in Nebraska having a population of less than fifteen thousand inhabitants and not included within a metropolitan statistical area as defined by the United States Department of Commerce, Bureau of the Census, and determined by the board to be underserved by available legal representation;

~~(2)~~ (3) Educational loans means loans received as an educational benefit, scholarship, or stipend toward a juris doctorate degree and either (a) made, insured, or guaranteed by a governmental unit or (b) made under a program funded in whole or in part by a governmental unit or nonprofit institution; and

~~(3)~~ (4) Public legal service means providing legal service to indigent persons while employed by a tax-exempt charitable organization.

Sec. 4. Section 7-204, Reissue Revised Statutes of Nebraska, is amended to read:

7-204 The Legal Education for Public Service and Rural Practice Loan Repayment Assistance Board is created. The board shall consist of the director of Legal Aid of Nebraska, the deans of Creighton School of Law and the University of Nebraska College of Law, a student from each law school selected by the dean of the law school, at least one of whom intends to work for a tax-exempt charitable organization primarily doing public legal service and at least one of whom is from or intends to practice in a designated

legal profession shortage area, a member of the Nebraska State Bar Association who practices in a designated legal profession shortage area selected by the president of the association, and the chief counsel of the Commission on Public Advocacy.

Sec. 5. Section 7-206, Reissue Revised Statutes of Nebraska, is amended to read:

7-206 The board shall develop and recommend to the Commission on Public Advocacy rules and regulations that will govern the legal education for public legal service and rural practice loan repayment assistance program. The rules and regulations shall include:

(1) Recipients shall be ~~full-time~~, either: (a) Full-time, salaried attorneys working for a tax-exempt charitable organization and whose primary duties are public legal service or (b) full-time attorneys primarily serving in a designated legal profession shortage area;

(2) Loan applicants shall pay an application fee established by the rules and regulations at a level anticipated to cover all or most of the administrative costs of the program. All application fees shall be remitted to the State Treasurer for credit to the Legal Education for Public Service and Rural Practice Loan Repayment Assistance Fund. Every effort shall be made to minimize administrative costs and the application fee;

(3) The maximum annual loan amount, which initially shall not exceed six thousand dollars per year per recipient, shall be an amount which is sufficient to fulfill the purposes of recruiting and retaining public legal service attorneys in occupations and areas with unmet needs, including public legal service attorneys to work in rural areas and attorneys with skills in languages other than English and attorneys committed to working in designated legal profession shortage areas. The board may recommend adjustments of the loan amount annually to the commission to account for inflation and other relevant factors;

(4) Loans shall be made only to refinance existing educational loans;

~~(5) A general program structure of loan forgiveness shall be established that qualifies for the tax benefits provided in section 108(f) of the Internal Revenue Code, as defined in section 49-801.01; and~~

(5) Information on the potential tax consequences of income from discharge of indebtedness;

(6) Recipients shall agree to practice the equivalent of at least three years of full-time practice in public legal service or a designated legal profession shortage area; and

~~(7) Other criteria for loan eligibility, application, payment, and forgiveness repayment assistance necessary to carry out the purposes of the Legal Education for Public Service and Rural Practice Loan Repayment Assistance Act.~~

Sec. 6. The Commission on Public Advocacy shall periodically determine and identify designated legal profession shortage areas within Nebraska. The board shall develop and recommend to the commission legal profession shortage areas. In making such recommendations, the board shall consider, after consultation with other appropriate agencies concerned with legal and rural services and with appropriate professional organizations, factors including, but not limited to:

(1) The latest reliable statistical data available regarding the number of attorneys practicing in an area and the population served by such attorneys;

(2) Distances between client populations and attorney locations;

(3) Particular local needs for legal services;

(4) Capacity of local attorneys providing services and scope of practice being provided; and

(5) Past and future demographic trends in an area.

Sec. 7. Section 7-207, Reissue Revised Statutes of Nebraska, is amended to read:

7-207 The Commission on Public Advocacy shall accept applications for loan ~~forgiveness~~ repayment assistance on an annual basis from qualified persons and shall present those applications to the board for its consideration. The board shall make recommendations for loans to the commission, and the commission shall certify the eligible recipients and the loan amount per recipient. The loans awarded to the recipients shall come from funds appropriated by the Legislature and any other funds that may be available from the Legal Education for Public Service and Rural Practice Loan Repayment Assistance Fund.

Sec. 8. Section 7-208, Reissue Revised Statutes of Nebraska, is amended to read:

7-208 The Commission on Public Advocacy may solicit and receive

donations from law schools, corporations, nonprofit organizations, bar associations, bar foundations, law firms, individuals, or other sources for purposes of the Legal Education for Public Service and Rural Practice Loan Repayment Assistance Act. The donations shall be remitted to the State Treasurer for credit to the Legal Education for Public Service and Rural Practice Loan Repayment Assistance Fund.

Sec. 9. Section 7-209, Reissue Revised Statutes of Nebraska, is amended to read:

7-209 The Legal Education for Public Service and Rural Practice Loan Repayment Assistance Fund is created. The fund shall consist of funds appropriated or transferred by the Legislature, funds donated to the legal education for public legal service and rural practice loan repayment assistance program pursuant to section 7-208, and application fees collected under the Legal Education for Public Service and Rural Practice Loan Repayment Assistance Act. Any money in the Legal Education for Public Service Loan Repayment Fund on the operative date of this section shall be transferred to the Legal Education for Public Service and Rural Practice Loan Repayment Assistance Fund. Any money in the fund available for investment shall be invested by the state investment officer pursuant to the Nebraska Capital Expansion Act and the Nebraska State Funds Investment Act.

Sec. 10. Section 29-3927, Revised Statutes Cumulative Supplement, 2012, is amended to read:

29-3927 (1) With respect to its duties under section 29-3923, the commission shall:

(a) Adopt and promulgate rules and regulations for its organization and internal management and rules and regulations governing the exercise of its powers and the fulfillment of its purpose;

(b) Appoint and abolish such advisory committees as may be necessary for the performance of its functions and delegate appropriate powers and duties to them;

(c) Accept and administer loans, grants, and donations from the United States and its agencies, the State of Nebraska and its agencies, and other sources, public and private, for carrying out the functions of the commission;

(d) Enter into contracts, leases, and agreements necessary, convenient, or desirable for carrying out its purposes and the powers granted under this section with agencies of state or local government, corporations, or persons;

(e) Acquire, hold, and dispose of personal property in the exercise of its powers;

(f) Provide legal services to indigent persons through the divisions in section 29-3930; and

(g) Adopt guidelines and standards for county indigent defense systems, including, but not limited to, standards relating to the following: The use and expenditure of funds appropriated by the Legislature to reimburse counties which qualify for reimbursement; attorney eligibility and qualifications for court appointments; compensation rates for salaried public defenders, contracting attorneys, and court-appointed attorneys and overall funding of the indigent defense system; maximum caseloads for all types of systems; systems administration, including rules for appointing counsel, awarding defense contracts, and reimbursing defense expenses; conflicts of interest; continuing legal education and training; and availability of supportive services and expert witnesses.

(2) The standards adopted by the commission under subdivision (1)(g) of this section are intended to be used as a guide for the proper methods of establishing and operating indigent defense systems. The standards are not intended to be used as criteria for the judicial evaluation of alleged misconduct of defense counsel to determine the validity of a conviction. They may or may not be relevant in such judicial evaluation, depending upon all the circumstances.

(3) With respect to its duties related to the provision of civil legal services to eligible low-income persons, the commission shall have such powers and duties as described in sections 25-3001 to 25-3004.

(4) The commission may adopt and promulgate rules and regulations governing the Legal Education for Public Service and Rural Practice Loan Repayment Assistance Act which are recommended by the Legal Education for Public Service and Rural Practice Loan Repayment Assistance Board pursuant to the act. The commission shall have the powers and duties provided in the act.

Sec. 11. (1) The Legislature finds that while serious crime in the State of Nebraska has not increased in the past five years, the prison population continues to increase as does the amount spent on correctional issues. The Legislature further finds that a need exists to

closely examine the criminal justice system of the State of Nebraska in order to increase public safety while concurrently reducing correctional spending and reinvesting in strategies that decrease crime and strengthen Nebraska communities.

(2) The State of Nebraska shall work cooperatively with the Council of State Governments Justice Center to study and identify innovative solutions and evidence-based practices to develop a data-driven approach to reduce correctional spending and reinvest savings in strategies that can decrease recidivism and increase public safety. The Nebraska Justice Reinvestment Working Group is created under the authority of the executive, legislative, and judicial branches of Nebraska state government to work with the Council of State Governments Justice Center in this process.

(3) The Governor, the Executive Board of the Legislative Council, and the Chief Justice of the Supreme Court are authorized to take any necessary actions to engage the Council of State Governments Justice Center in this process and to ensure that the report required by subsection (6) of this section is delivered. Upon delivery of the report, the working group shall be dissolved and discharged of any further duties.

(4) The working group shall be comprised of four members selected by the Governor, four members selected by the Speaker of the Legislature, four members selected by the Chief Justice of the Supreme Court, and four representatives of local governments selected jointly by the Governor, the Speaker of the Legislature, and the Chief Justice. The Governor, Speaker of the Legislature, and Chief Justice shall serve as co-chairpersons of the working group.

(5) The study undertaken in accordance with this section shall include a broad range of issues, including:

- (a) Courts, specialty courts, and sentencing trends;
- (b) Development of a process to determine the impact of pending legislation on the criminal justice system;
- (c) Analysis of the prison population and its growth;
- (d) Reported crimes and arrests;
- (e) Alternatives to incarceration;
- (f) Effectiveness of all available offender programs, including prison programs and community-based programs;
- (g) Reentry programming and transition;
- (h) Prison programming;
- (i) Community services;
- (j) Probation and parole services;
- (k) Prison admissions and length of stay; and
- (l) Recidivism rates of offenders released from prison, jail, parole, probation, and other community-based programs.

(6) The Council of State Governments Justice Center shall make a final report that includes a summary of the issues studied as required by subsection (5) of this section, potential legislative solutions for the problems associated with prison overcrowding, and an estimate of the cost savings for all policies recommended by the center. The Council of State Governments Justice Center shall electronically deliver the report to the Governor, the Clerk of the Legislature, and the Chief Justice of the Supreme Court by September 1, 2015.

Sec. 12. (1) Except as otherwise provided in this section, a public employer shall not ask an applicant for employment to disclose, orally or in writing, information concerning the applicant's criminal record or history, including any inquiry on any employment application, until the public employer has determined the applicant meets the minimum employment qualifications.

(2) This section does not apply to any law enforcement agency, to any position for which a public employer is required by federal or state law to conduct a criminal history record information check, or to any position for which federal or state law specifically disqualifies an applicant with a criminal background.

(3)(a) This section does not prevent a public employer that is a school district or educational service unit from requiring an applicant for employment to disclose an applicant's criminal record or history relating to sexual or physical abuse.

(b) This section does not prevent a public employer from preparing or delivering an employment application that conspicuously states that a criminal history record information check is required by federal law, state law, or the employer's policy.

(c) This section does not prevent a public employer from conducting a criminal history record information check after the public employer has determined that the applicant meets the minimum employment qualifications.

(4) For purposes of this section:

(a) Law enforcement agency means an agency or department of this state or of any political subdivision of this state which is responsible for the prevention and detection of crime, the enforcement of the penal, traffic, or highway laws of this state or any political subdivision of this state, and the enforcement of arrest warrants. Law enforcement agency includes a police department, an office of the town marshal, an office of the county sheriff, the Nebraska State Patrol, and any department to which a deputy state sheriff is assigned as provided in section 84-106; and

(b) Public employer means an agency or department of this state or of any political subdivision of this state.

Sec. 13. The Department of Correctional Services, in consultation with the Board of Parole, shall develop a reentry program for individuals incarcerated in a department correctional facility, individuals who have been discharged from a department correctional facility within the prior eighteen months, and parolees. The department shall hire a reentry program administrator to develop and oversee the reentry program and additional staff as needed to implement the reentry program. The purpose of the reentry program is to facilitate a standard systemwide program of reentry for individuals leaving correctional facilities or transitioning off community supervision. The primary objectives of the reentry program are to reduce recidivism, to identify, assess, and provide treatment options for individuals with mental illness, to increase public safety, and to improve the overall transition of the individual from the criminal justice system into the community.

Sec. 14. (1) The Vocational and Life Skills Program is created within the Department of Correctional Services, in consultation with the Board of Parole. The program shall provide funding to aid in the establishment and provision of community-based vocational training and life skills training for adults who are incarcerated, formerly incarcerated, or serving a period of supervision on either probation or parole.

(2) The Vocational and Life Skills Programming Fund is created. The fund shall consist of appropriations from the Legislature, funds donated by nonprofit entities, funds from the federal government, and funds from other sources. Up to thirty percent of the fund may be used for staffing the reentry program created under section 13 of this act and to provide treatment to individuals preparing for release from incarceration. At least seventy percent of the fund shall be used to provide grants to community-based organizations, community colleges, federally recognized or state recognized Indian tribes, or nonprofit organizations that provide vocational and life skills programming and services to adults and juveniles who are incarcerated, who have been incarcerated within the prior eighteen months, or who are serving a period of supervision on either probation or parole. The department, in awarding grants, shall give priority to programs, services, or training that results in meaningful employment, and no money from the fund shall be used for capital construction.

(3) The department, in consultation with the Board of Parole, shall adopt and promulgate rules and regulations to carry out the Vocational and Life Skills Program. The rules and regulations shall include, but not be limited to, a plan for evaluating the effectiveness of programs, services, and training that receive funding and a reporting process for aid recipients. The reentry program administrator shall report quarterly to the Governor and the Clerk of the Legislature beginning October 1, 2014, on the distribution and use of the aid distributed under the Vocational and Life Skills Program, including how many individuals received programming, the types of programming, the cost per individual for each program, service, or training provided, how many individuals successfully completed their programming, and information on any funds that have not been used. The report to the Clerk of the Legislature shall be submitted electronically. Any funds not distributed to community-based organizations, community colleges, federally recognized or state-recognized Indian tribes, or nonprofit organizations under this subsection shall be retained by the department to be distributed on a competitive basis under the Vocational and Life Skills Program. These funds shall not be expended by the department for any other purpose.

Sec. 15. Section 83-1,102, Revised Statutes Cumulative Supplement, 2012, is amended to read:

83-1,102 The Parole Administrator shall:

(1) Supervise and administer the Office of Parole Administration;  
(2) Establish and maintain policies, standards, and procedures for the field parole service and the community supervision of sex offenders pursuant to section 83-174.03;

(3) Divide the state into parole districts and appoint district parole officers, deputy parole officers, if required, and such other employees as may be required to carry out adequate parole supervision of all parolees,



adequate probation supervision of probationers as ordered by district judges, prescribe their powers and duties, and obtain office quarters for staff in each district as may be necessary;

(4) Cooperate with the Board of Parole, the courts, the Community Corrections Division of the Nebraska Commission on Law Enforcement and Criminal Justice, and all other agencies, public and private, which are concerned with the treatment or welfare of persons on parole;

(5) Provide the Board of Parole and district judges with any record of a parolee ~~or probationer~~ which it may require;

(6) Make recommendations to the Board of Parole or district judge in cases of violation of the conditions of parole, ~~or probation~~, issue warrants for the arrest of parole ~~or probation~~ violators when so instructed by the board or district judge, notify the Director of Correctional Services of determinations made by the board, and upon instruction of the board, issue certificates of parole and of parole revocation to the facilities and certificates of discharge from parole to parolees;

(7) Organize and conduct training programs for the district parole officers and other employees;

(8) Use the funds provided under section 83-1,107.02 to augment operational or personnel costs associated with the development, implementation, and evaluation of enhanced parole-based programs and purchase services to provide such programs aimed at enhancing adult parolee supervision in the community and treatment needs of parolees. Such enhanced parole-based programs include, but are not limited to, specialized units of supervision, related equipment purchases and training, and programs that address a parolee's vocational, educational, mental health, behavioral, or substance abuse treatment needs;

(9) Ensure that any risk or needs assessment instrument utilized by the system be periodically validated; and

(10) Report annually to the Governor and electronically to the Clerk of the Legislature beginning January 1, 2015, the number of parole revocations and the number of technical violations of parole; and

(11) Exercise all powers and perform all duties necessary and proper in carrying out his or her responsibilities.

Sec. 16. Section 83-1,104, Reissue Revised Statutes of Nebraska, is amended to read:

83-1,104 A district parole officer shall:

(1) Make investigations, prior to a committed offender's release on parole, in cooperation with institutional caseworkers and the Board of Parole to determine the adequacy of parole plans and make reasonable advance preparation for release on parole;

(2) Assist parolees ~~or probationers~~ a committed offender who requests assistance prior to release or a parolee to comply with the conditions of parole ~~or probation~~ and to make a successful adjustment in the community, including facilitating the transitional needs of housing and employment, access to and participation in job training services in the community, access to mental health services, assisting with applications for health care coverage or ensuring that the committed offender or parolee knows how to apply for and obtain health care coverage, and assisting with enrollment in the medical assistance program established pursuant to the Medical Assistance Act, if eligible, to ensure that the committed offender or parolee has access to such program close to the time of release or soon thereafter;

(3) Supervise parolees ~~or probationers~~ by keeping informed of their conduct and condition, utilizing global positioning systems and other monitoring technology as needed during the period of supervision;

(4) Make such reports as required by the Parole Administrator or district judge to determine the effectiveness of the parole system or the progress of an individual parolee; ~~or probationer;~~

(5) Cooperate with social welfare agencies;

(6) Observe the work of any deputy parole officer under his or her supervision from time to time;

(7) Inform the Parole Administrator when, in his or her opinion, any eligible parolee's conduct and attitude warrant his or her discharge from supervision, or when any parolee's ~~or probationer's~~ violation of the conditions of parole ~~or probation~~ is of sufficient seriousness to require action by the Board of Parole or district judge and whenever necessary exercise the power of arrest as provided in section 83-1,119;

(8) Delegate in his or her discretion any of the above responsibilities to a deputy parole officer if provided for his or her district; and

(9) Exercise all powers and perform all duties necessary and proper

in carrying out his or her responsibilities.

Sec. 17. Section 83-1,107, Revised Statutes Cumulative Supplement, 2012, is amended to read:

83-1,107 (1)(a) Within sixty days after initial classification and assignment of any offender committed to the department, all available information regarding such committed offender shall be reviewed and a committed offender department-approved personalized program plan document shall be drawn up. The document shall specifically describe the department-approved personalized program plan and the specific goals the department expects the committed offender to achieve. The document shall also contain a realistic schedule for completion of the department-approved personalized program plan. The department-approved personalized program plan shall be fully explained to the committed offender. The department shall provide programs to allow compliance by the committed offender with the department-approved personalized program plan.

Programming may include, but is not limited to:

(i) Academic and vocational education, including teaching such classes by qualified offenders;

(ii) Substance abuse treatment;

(iii) Mental health and psychiatric treatment, including criminal personality programming;

(iv) Constructive, meaningful work programs; and

(v) Any other program deemed necessary and appropriate by the department.

(b) A modification in the department-approved personalized program plan may be made to account for the increased or decreased abilities of the committed offender or the availability of any program. Any modification shall be made only after notice is given to the committed offender. The department may not impose disciplinary action upon any committed offender solely because of the committed offender's failure to comply with the department-approved personalized program plan, but such failure may be considered by the board in its deliberations on whether or not to grant parole to a committed offender.

(2)(a) The department shall reduce the term of a committed offender by six months for each year of the offender's term and pro rata for any part thereof which is less than a year.

(b) In addition to reductions granted in subdivision (2)(a) of this section, the department shall reduce the term of a committed offender by three days on the first day of each month following a twelve-month period of incarceration within the department during which the offender has not been found guilty of (i) a Class I or Class II offense or (ii) more than three Class III offenses under the department's disciplinary code. Reductions earned under this subdivision shall not be subject to forfeit or withholding by the department.

(c) The total reductions under this subsection shall be credited from the date of sentence, which shall include any term of confinement prior to sentence and commitment as provided pursuant to section 83-1,106, and shall be deducted from the maximum term, to determine the date when discharge from the custody of the state becomes mandatory.

(3) While the offender is in the custody of the department, reductions of terms granted pursuant to subdivision (2)(a) of this section may be forfeited, withheld, and restored by the chief executive officer of the facility with the approval of the director after the offender has been notified regarding the charges of misconduct.

(4) The department shall ensure that a release or reentry plan is complete or near completion when the offender has served at least eighty percent of his or her sentence. For purposes of this subsection, release or reentry plan means a comprehensive and individualized strategic plan to ensure an individual's safe and effective transition or reentry into the community to which he or she resides with the primary goal of reducing recidivism. At a minimum, the release or reentry plan shall include, but not be limited to, consideration of the individual's housing needs, medical or mental health care needs, and transportation and job needs and shall address an individual's barriers to successful release or reentry in order to prevent recidivism. The release or reentry plan does not include an individual's programming needs included in the individual's personalized program plan for use inside the prison.

(5) The department shall make treatment programming available to committed offenders as provided in section 83-1,110.01 and shall include continuing participation in such programming as part of each offender's parolee personalized program plan.

~~(5)(a)~~ (6)(a) Within thirty days after any committed offender has been paroled, all available information regarding such parolee shall be

reviewed and a parolee personalized program plan document shall be drawn up and approved by the Office of Parole Administration. The document shall specifically describe the approved personalized program plan and the specific goals the office expects the parolee to achieve. The document shall also contain a realistic schedule for completion of the approved personalized program plan. The approved personalized program plan shall be fully explained to the parolee. During the term of parole, the parolee shall comply with the approved personalized program plan and the office shall provide programs to allow compliance by the parolee with the approved personalized program plan.

Programming may include, but is not limited to:

- (i) Academic and vocational education;
- (ii) Substance abuse treatment;
- (iii) Mental health and psychiatric treatment, including criminal personality programming;
- (iv) Constructive, meaningful work programs;
- (v) Community service programs; and
- (vi) Any other program deemed necessary and appropriate by the office.

(b) A modification in the approved personalized program plan may be made to account for the increased or decreased abilities of the parolee or the availability of any program. Any modification shall be made only after notice is given to the parolee. Intentional failure to comply with the approved personalized program plan by any parolee as scheduled for any year, or pro rata part thereof, shall cause disciplinary action to be taken by the office resulting in the forfeiture of up to a maximum of three months' good time for the scheduled year.

~~(6)~~ (7) While the offender is in the custody of the board, reductions of terms granted pursuant to subdivision (2)(a) of this section may be forfeited, withheld, and restored by the administrator with the approval of the director after the offender has been notified regarding the charges of misconduct or breach of the conditions of parole. In addition, the board may recommend such forfeitures of good time to the director.

~~(7)~~ (8) Good time or other reductions of sentence granted under the provisions of any law prior to July 1, 1996, may be forfeited, withheld, or restored in accordance with the terms of the Nebraska Treatment and Corrections Act.

Sec. 18. Section 83-1,119, Reissue Revised Statutes of Nebraska, is amended to read:

83-1,119 (1) For purposes of this section:

(a) Administrative sanction means additional parole requirements imposed upon a parolee by his or her parole officer, with the full knowledge and consent of the parolee, designed to hold the parolee accountable for substance abuse or technical violations of conditions of parole, including, but not limited to:

- (i) Counseling or reprimand by the adult parole administration of the department;
- (ii) Increased supervision contact requirements;
- (iii) Increased substance abuse testing;
- (iv) Referral for substance abuse or mental health evaluation or other specialized assessment, counseling, or treatment;
- (v) Imposition of a designated curfew for a period to be determined by the adult parole administration; and
- (vi) Travel restrictions to stay within his or her county of residence or employment unless otherwise permitted by the adult parole administration;

(b) Substance abuse violation means a parolee's activities or behaviors associated with the use of chemical substances or related treatment services resulting in a violation of an original condition of parole, including:

- (i) Positive breath test for the consumption of alcohol if the parolee is required to refrain from alcohol consumption;
- (ii) Positive urinalysis for the illegal use of drugs;
- (iii) Failure to report for alcohol testing or drug testing; and
- (iv) Failure to appear for or complete substance abuse or mental health treatment evaluations or inpatient or outpatient treatment; and

(c) Technical violation means a parolee's activities or behaviors which create the opportunity for re-offending or diminish the effectiveness of parole supervision resulting in a violation of an original condition of parole, including, but not limited to:

- (i) Moving traffic violations;
- (ii) Failure to report to his or her parole officer;
- (iii) Leaving the state without the permission of the Board of

Parole;

(iv) Failure to work regularly or attend training or school;

(v) Failure to notify his or her parole officer of change of address or employment;

(vi) Frequenting places where controlled substances are illegally sold, used, distributed, or administered; and

(vii) Failure to pay fines, court costs, restitution, or any fees imposed pursuant to section 83-1,107.01 as directed.

(2) Whenever a parole officer has reasonable cause to believe that a parolee has committed or is about to commit a substance abuse violation or technical violation while on parole, but that the parolee will not attempt to leave the jurisdiction and will not place lives or property in danger, the parole officer shall either:

(a) Impose one or more administrative sanctions based upon the parolee's risk level, the severity of the violation, and the parolee's response to the violation. If administrative sanctions are to be imposed, the parolee shall acknowledge in writing the nature of the violation and agree upon the administrative sanction. The parolee has the right to decline to acknowledge the violation. If he or she declines to acknowledge the violation, the parole officer shall take action pursuant to subdivision (2)(b) of this section. A copy of the report shall be submitted to the Board of Parole; or

(b) Submit a written report to the Board of Parole, outlining the nature of the parole violation, and request that formal revocation proceedings be instituted against the parolee.

~~(1)~~ (3) Whenever a parole officer has reasonable cause to believe that a parolee has violated or is about to violate a condition of parole but by a violation other than a substance abuse violation or a technical violation and the parole officer has reasonable cause to believe that the parolee will not attempt to leave the jurisdiction and will not place lives or property in danger, the parole officer shall submit a written report to the Board of Parole which may, on the basis of such report and such further investigation as it may deem appropriate:

(a) Dismiss the charge of violation;

(b) Determine whether the parolee violated the conditions of his or her parole;

(c) Revoke his or her parole in accordance with the Nebraska Treatment and Corrections Act; or

(d) Issue a warrant for the arrest of the parolee.

~~(2)~~ (4) Whenever a parole officer has reasonable cause to believe that a parolee has violated or is about to violate a condition of parole and that the parolee will attempt to leave the jurisdiction or will place lives or property in danger, the parole officer shall arrest the parolee without a warrant and call on any peace officer to assist him or her in doing so.

~~(3)~~ (5) Whenever a parolee is arrested with or without a warrant, he or she shall be detained in a local jail or other detention facility. Immediately after such arrest and detention, the parole officer shall notify the Board of Parole and submit a written report of the reason for such arrest. A complete investigation shall be made by the parole administration and submitted to the parole board. After prompt consideration of such written report, the board shall order the parolee's release from detention or continued confinement to await a final decision on the revocation of parole.

(6) The Board of Parole shall adopt and promulgate rules and regulations to carry out this section.

Sec. 19. It is the intent of the Legislature to appropriate:

(1) To the Office of Probation Administration:

(a) Five million dollars to expand mental health services with priority population being participants in the specialized substance abuse supervision program and problem-solving courts; and

(b) Three million eight hundred thousand dollars for new reporting centers and expanded services;

(2) To the Vocational and Life Skills Program under the Department of Correctional Services, five million dollars to carry out the program;

(3) To the Legal Education for Public Service and Rural Practice Loan Repayment Assistance Fund, five hundred thousand dollars from the General Fund; and

(4) To the Consortium for Crime and Justice Research at the University of Nebraska at Omaha, two hundred thousand dollars to facilitate the establishment of the Nebraska Center for Justice Research at the University of Nebraska at Omaha. The mission of the center shall be to develop and sustain research capacity internal to the State of Nebraska to assist the Legislature in research, evaluation, and policymaking to reduce recidivism, promote the use of evidence-based practices in corrections, and

improve public safety.

Sec. 20. Sections 11, 20, and 23 of this act become operative on their effective date. The other sections of this act become operative three calendar months after the adjournment of this legislative session.

Sec. 21. Original sections 7-201, 7-202, 7-203, 7-204, 7-206, 7-207, 7-208, 7-209, 83-1,104, and 83-1,119, Reissue Revised Statutes of Nebraska, and sections 29-3927, 83-1,102, and 83-1,107, Revised Statutes Cumulative Supplement, 2012, are repealed.

Sec. 22. The following sections are outright repealed: Sections 29-2208 and 29-2405, Reissue Revised Statutes of Nebraska.

Sec. 23. Since an emergency exists, this act takes effect when passed and approved according to law.

## LEGISLATIVE BILL 907A

Approved by the Governor April 16, 2014

Introduced by Ashford, 20.

FOR AN ACT relating to appropriations; to appropriate funds to aid in carrying out the provisions of Legislative Bill 907, One Hundred Third Legislature, Second Session, 2014; to provide for a transfer of funds; and to declare an emergency.

Be it enacted by the people of the State of Nebraska,

Section 1. There is hereby appropriated (1) \$8,800,000 from the General Fund for FY2014-15 and (2) \$8,800,000 from the General Fund for FY2015-16 to the Supreme Court, for Program 435, to aid in carrying out the provisions of Legislative Bill 907, One Hundred Third Legislature, Second Session, 2014.

Total expenditures for permanent and temporary salaries and per diems from funds appropriated in this section shall not exceed \$1,561,589 for FY2014-15 or \$1,600,629 for FY2015-16.

Sec. 2. There is hereby appropriated (1) \$200,000 from the General Fund for FY2014-15 and (2) \$200,000 from the General Fund for FY2015-16 to the Board of Regents of the University of Nebraska for the University of Nebraska at Omaha, for Program 781, to aid in carrying out the provisions of Legislative Bill 907, One Hundred Third Legislature, Second Session, 2014.

Sec. 3. There is hereby appropriated (1) \$5,000,000 from the General Fund for FY2014-15 and (2) \$5,000,000 from the General Fund for FY2015-16 to the Department of Correctional Services, for Program 214 - Vocational and Life Skills Program, to aid in carrying out the provisions of Legislative Bill 907, One Hundred Third Legislature, Second Session, 2014.

Total expenditures for permanent and temporary salaries and per diems from funds appropriated in this section shall not exceed \$1,109,100 for FY2014-15 or \$1,129,100 for FY2015-16.

There is included in the appropriation to this program for FY2014-15 \$3,500,000 General Funds for state aid, which shall only be used for such purpose. There is included in the appropriation to this program for FY2015-16 \$3,500,000 General Funds for state aid, which shall only be used for such purpose.

Sec. 4. There is hereby appropriated (1) \$269,362 from the General Fund for FY2014-15 and (2) \$252,337 from the General Fund for FY2015-16 to the Department of Correctional Services, for Program 200, to aid in carrying out the provisions of Legislative Bill 907, One Hundred Third Legislature, Second Session, 2014.

Total expenditures for permanent and temporary salaries and per diems from funds appropriated in this section shall not exceed \$194,105 for FY2014-15 or \$194,105 for FY2015-16.

Sec. 5. There is hereby appropriated (1) \$152,500 from the Legal Education for Public Service and Rural Practice Loan Repayment Assistance Fund for FY2014-15 and (2) \$151,500 from the Legal Education for Public Service and Rural Practice Loan Repayment Assistance Fund for FY2015-16 to the Commission on Public Advocacy, for Program 430 - Rural Practice Loan Repayment Assistance, to aid in carrying out the provisions of Legislative Bill 907, One Hundred Third Legislature, Second Session, 2014.

No expenditures for permanent and temporary salaries and per diems for state employees shall be made from funds appropriated in this section.

There is included in the appropriation to this program for FY2014-15 \$150,000 Legal Education for Public Service and Rural Practice Loan Repayment Assistance Fund for state aid, which shall only be used for such purpose. There is included in the appropriation to this program for FY2015-16 \$150,000 Legal Education for Public Service and Rural Practice Loan Repayment Assistance Fund for state aid, which shall only be used for such purpose.

Sec. 6. The State Treasurer shall transfer five hundred thousand dollars from the General Fund to the Legal Education for Public Service and Rural Practice Loan Repayment Assistance Fund on or before July 11, 2014.

Sec. 7. Since an emergency exists, this act takes effect when passed and approved according to law.

## Chapter 6. Cost Objects/State Programs and Subprograms

**Table 31. Cost Objects/State Programs – Fiscal Year 2014-2015**

<b>Cost Object (first two digits)</b>	<b>State Program Number</b>	<b>State Program Description</b>
<b>UNL</b>		
21,22,	711	UNL – State General Fund
21,22	713	NCTA – State General Fund
21,22	715	IANR – State General Fund
24	716	UNL – Federal Letter of Credit
25	717	UNL – Federal Advance
26,27	718	UNL – Trust – Grant/Cont/Loan/Endow
23	719	UNL – Auxiliary
<b>UNMC</b>		
31,32	731	UNMC – State General Fund
34	736	UNMC – Federal Letter of Credit
35	737	UNMC – Federal Advance
36,37	738	UNMC – Trust – Grant/Cont/Loan/Endow
33	739	UNMC – Auxiliary
<b>UNO</b>		
41,42	791	UNO – State General Fund
44	796	UNO – Federal Letter of Credit
45	797	UNO – Federal Advance
46,47	798	UNO – Trust – Grant/Cont/Loan/Endow
43	799	UNO – Auxiliary
<b>UNK</b>		
51,52	751	UNK – State General Fund
54	756	UNK – Federal Letter of Credit
55	757	UNK – Federal Grants/Contracts
56,57	758	UNK – Trust – Grant/Cont/Loan/Endow
53	759	UNK – Auxiliary
<b>University-wide</b>		
91,92	781	UNCA – State General Fund
95	787	UNCA – Federal Advance
96,97	788	UNCA – Trust – Grant/Cont/Loan/Endow
93	789	UNCA – Auxiliary

**Table 32. Subprograms – Fiscal Year 2014-2015**

Number	Name	UNL	UNMC	UNO	UNK	UNCA
01	Academic Affairs	X	X	X	X	
02	College of Architecture	X				
03	College of Public Affairs and Community Services			X		
04	School of Allied Health		X			
05	College of Arts and Sciences/College of Natural and Social Sciences	X		X	X	
06	College of Business Administration/College of Business and Technology	X		X	X	
07	College of Fine and Performing Arts/College of Fine Arts and Humanities	X		X	X	
08	College of Information Science and Technology			X		
09	College of Dentistry		X			
10	Teachers College/College of Education			X	X	
11	College of Engineering and Technology	X				
12	Graduate Studies and Research	X	X	X	X	
14	College of Journalism and Mass Communication	X				
15	College of Law	X				
16	University Libraries/McGoogan Library of Medicine	X	X	X	X	
17	College of Education and Human Sciences	X				
18	College of Nursing		X			
19	Eppley Research Institute		X			
20	College of Pharmacy		X			
20	Academic Services & Enrollment Mangement	X				
21	Summer Sessions	X		X	X	
22	Other Instruction or Research	X	X	X	X	
23	Student Aid	X	X	X	X	X
24	International Programs	X		X	X	
25	Instruction Budget Adjustments	X	X			
26	Continuing Studies and Public Services	X	X	X	X	
27	Television and Radio	X		X	X	
28	Museums and Art Gallery	X			X	



**Table 32. Subprograms – Fiscal Year 2014-2015 (continued)**

Number	Name	UNL	UNMC	UNO	UNK	U-wide
29	Academic Computing Support/Information Services/Biomedical Communications	X	X	X	X	
30	Extended Education/Rural Health Education Network	X	X			X
31	Nebraska EPSCoR	X				X
32	Nebraska Research Initiative	X	X	X	X	X
33	Physical Plant Administration/Facilities Management and Planning	X	X	X	X	X
34	Innovation Campus	X				
38	Other Plant Operations and Maintenance		X			
41	Executive Administration	X	X	X	X	X
42	Student Services	X	X	X	X	X
43	Business and Finance	X	X	X	X	
44	Computing Services Network/General Expense/Public Affairs and Alumni Administration	X	X	X	X	X
46	General Administration	X				X
51	College of Medicine		X			
52	College of Medicine		X			
53	College of Medicine		X			
54	College of Public Health		X			
55	Munroe-Meyer Institute		X			
56	Dental Clinic		X			
57	Tobacco Fund Research	X	X			
61	College of Agricultural Sciences and Natural Resources	X				
62	Agriculture Research Division	X				
63	Cooperative Extension Division	X				
64	Conservation and Survey Division	X				
65	Nebraska Forest Service	X				
66	Other IANR	X				
67	Nebraska College of Technical Agriculture	X				
68	IANR International Programs	X				
71	UNMC/Eppley Center Cancer Research and Care		X			
74	Agency Funds	X			X	
75	Student Housing	X		X		
77	Intercollegiate Athletics	X		X	X	
79	Other Auxiliary Enterprises	X				

**Table 32. Subprograms – Fiscal Year 2014-2015 (continued)**

<b>Number</b>	<b>Name</b>	<b>UNL</b>	<b>UNMC</b>	<b>UNO</b>	<b>UNK</b>	<b>U-wide</b>
81	Primary Care Joint Venture		X			
82	Munroe-Meyer State Support		X			
83	University Medical Associates		X			
96	Stores/Services – Services		X			
97	Clearing Centers		X			X
98	Company Balance Sheets	X	X	X	X	X
99	Income Activity	X	X	X	X	X

**State General Funds**

Campus	LB	Year	Project	1999-2000	2000-2001	2001-2002	2002-2003	2003-2004	2004-2005	2005-2006	2006-2007	2007-2008	2008-2009	2009-2010	2010-2011	2011-2012	2012-2013	2013-2014	2014-2015
UNK	878	1999	College of Education Building	4,710,910	4,710,910														
UNL	878	1999	City Campus Hazardous Materials Center	150,013	450,038														
U-wide	878 542 406 424 320	1999 2001 2003 2005 2007	Deferred Maintenance Initiative - LB 1100	5,500,000	5,500,000	5,500,000	5,500,000	5,500,000	5,500,000	5,500,000	5,500,000	5,500,000	5,500,000						
NCTA	542	2001	Instructional Fac Improvement			75,000	75,000												
NU	424 320	2005 2007	CPACS							525,000	4,102,500	9,572,500							
U-wide	320	2007 2009 2011	Deferred Maintenance Initiative - LB 605									5,500,000	5,500,000	11,000,000	11,000,000	11,000,000	11,000,000	11,000,000	11,000,000
UNL	378	2011	Innovation Campus													25,000,000			
UNMC	968	2012	Cancer Research Tower														50,000,000		
UNMC	968	2012	College of Nursing & Allied Health, Kearney Division														15,000,000		
NCTA	314	2009	Education Center												803,000	800,000	800,000	820,000	820,000
UNMC	198	2013	College of Nursing, Lincoln Division															1,477,000	1,477,000
IANR	198	2013	Veterinary Diagnostic Center														6,093,000	5,101,000	5,101,000
Total				\$10,360,923	\$10,660,948	\$7,411,250	\$5,575,000	\$5,500,000	\$5,500,000	\$6,025,000	\$9,602,500	\$20,572,500	\$11,000,000	\$11,000,000	\$11,000,000	\$36,000,000	\$82,893,000	\$18,398,000	\$18,398,000

**EXPENDITURE SUMMARY**  
**2014-2015 GENERAL OPERATING BUDGET**  
**UNIVERSITY OF NEBRASKA**  
**INCLUDING NCTA**

**UNIVERSITY TOTAL**

ACCOUNT	DESCRIPTION	UNRESTRICTED	DESIGNATED AND/OR RESTRICTED					TOTAL
		STATE AND UNIVERSITY GENERATED	CASH	REVOLVING	FEDERAL	AUXILIARIES AND SERVICES	TRUST	
511000	FACULTY							
	Professor	112,014,677	903,773	494,890	5,620,922	663,224	17,524,266	137,221,752
	Associate Professor	63,924,889	707,304	709,857	2,254,883	785,046	11,695,111	80,077,090
	Assistant Professor	57,504,762	3,090,184	1,251,270	2,703,099	1,520,638	17,820,284	83,890,237
	Instructor	5,714,583	396,670	109,650	754,609	662,938	1,751,330	9,389,780
	Other	59,813,703	-1,740,757	1,207,421	5,055,790	790,274	5,257,111	70,383,542
	<b>SUBTOTAL FACULTY</b>	<b>298,972,614</b>	<b>3,357,174</b>	<b>3,773,088</b>	<b>16,389,303</b>	<b>4,422,120</b>	<b>54,048,102</b>	<b>380,962,401</b>
512100	Other Administrators	39,663,545	1,430,977	603,082	757,120	18,624,920	2,328,580	63,408,224
512000	Chairpersons	11,498,993	13,096	13,808	175,320	97,616	1,666,488	13,465,321
513000	Managerial/Professional	105,245,589	8,823,452	26,693,459	10,754,892	46,556,078	38,576,077	236,649,547
514000	Clerical/Technical/Service	64,441,082	4,231,782	8,110,626	1,798,288	37,286,761	9,793,414	125,661,953
515000	Other Academic	30,804,199	1,066,597	1,787,035	3,140,973	1,260,966	2,927,061	40,986,831
516000	Student Wages	4,415,039	29,367	3,624,940	379,804	8,510,420	158,615	17,118,185
517000	Supplemental Salaries & Wages	12,292,553	0	1,497,272	0	1,901,589	0	15,691,414
	<b>SUBTOTAL NONFACULTY</b>	<b>268,361,000</b>	<b>15,595,271</b>	<b>42,330,222</b>	<b>17,006,397</b>	<b>114,238,350</b>	<b>55,450,235</b>	<b>512,981,475</b>
	<b>SUBTOTAL SALARIES &amp; WAGES</b>	<b>567,333,614</b>	<b>18,952,445</b>	<b>46,103,310</b>	<b>33,395,700</b>	<b>118,660,470</b>	<b>109,498,337</b>	<b>893,943,876</b>
519100	Retirement Contribution	34,114,970	936,362	2,498,570	1,839,682	6,572,622	6,900,622	52,862,828
519200	FICA Contribution	32,337,914	1,010,576	2,737,076	1,968,631	6,652,397	6,932,165	51,638,759
519300	Health Insurance Contribution	61,180,634	1,754,093	5,076,244	3,686,136	12,370,682	12,295,183	96,362,972
519400	Life Insurance Contribution	1,250,529	24,600	53,766	53,052	144,028	197,082	1,723,057
519600	Staff Remissions	0	0	0	0	95,319	0	95,319
519700	Unemployment Compensation	165,000	0	5,468	0	28,574	0	199,042
519800	Workers Compensation	3,032,640	22,608	286,802	163,822	1,100,751	678,012	5,284,635
	<b>SUBTOTAL BENEFITS</b>	<b>132,081,687</b>	<b>3,748,239</b>	<b>10,657,926</b>	<b>7,711,323</b>	<b>26,964,373</b>	<b>27,003,064</b>	<b>208,166,612</b>
	<b>TOTAL PERSONAL SERVICES</b>	<b>699,415,301</b>	<b>22,700,684</b>	<b>56,761,236</b>	<b>41,107,023</b>	<b>145,624,843</b>	<b>136,501,401</b>	<b>1,102,110,488</b>
521000	Operating Expense	97,647,009	55,382,976	55,226,373	367,861,131	261,825,836	202,761,114	1,040,704,439
529000	Utilities	49,053,625	0	3,600	0	2,474,339	0	51,531,564
530000	Supplies & Materials	10,234,338	4,384,461	2,529,941	1,656,686	6,646,138	3,637,500	29,089,064
540000	Travel	2,530,336	47,094	1,711,786	300,700	2,899,747	134,750	7,624,413
550000	Capital Outlay	7,827,312	1,928,785	6,687,407	163,000	2,512,683	136,300	19,255,487
560000	Government Aid	1,683,444	0	453,729	126,307,516	1,263,306	25,523,742	155,231,737
570000	Cost of Goods Sold	0	0	2,302,500	0	43,192,042	0	45,494,542
28.00		0	0	0	0	0	0	0
	<b>TOTAL NET OPERATING EXPENSES</b>	<b>168,976,064</b>	<b>61,743,316</b>	<b>68,915,336</b>	<b>496,289,033</b>	<b>320,814,091</b>	<b>232,193,406</b>	<b>1,348,931,246</b>
	<b>UNIVERSITY TOTAL</b>	<b>868,391,365</b>	<b>84,444,000</b>	<b>125,676,572</b>	<b>537,396,056</b>	<b>466,438,934</b>	<b>368,694,807</b>	<b>2,451,041,734</b>

**REVENUE SUMMARY**  
**2014-2015 GENERAL OPERATING BUDGET**  
**UNIVERSITY OF NEBRASKA**  
**INCLUDING NCTA**

**UNIVERSITY TOTAL**

ACCOUNT	DESCRIPTION	UNRESTRICTED	DESIGNATED AND/OR RESTRICTED					TOTAL
		STATE AND UNIVERSITY GENERATED	CASH	REVOLVING	FEDERAL	AUXILIARIES AND SERVICES	TRUST	
410000	State Appropriation	542,816,884	0	0	0	0	0	542,816,884
<b>TOTAL STATE SUPPORT</b>		<b>542,816,884</b>	<b>0</b>	<b>0</b>	<b>0</b>	<b>0</b>	<b>0</b>	<b>542,816,884</b>
420000	Federal Appropriation	6,201,594	0	0	0	0	0	6,201,594
450000	Sales and Services	0	0	0	5,324,046	0	0	5,324,046
460000	Restricted Revenue	0	0	0	490,766,802	0	0	490,766,802
461000	Federal Grants & Contract	0	0	0	1,782,692	0	0	1,782,692
490000	Other Revenues	0	0	0	39,522,516	0	0	39,522,516
<b>TOTAL FEDERAL FUND</b>		<b>6,201,594</b>	<b>0</b>	<b>0</b>	<b>537,396,056</b>	<b>0</b>	<b>0</b>	<b>543,597,650</b>
442100	Institutional Student Fee	0	0	3,880,375	0	1,361,132	0	5,241,507
442500	Student Transcript Fees	0	0	141,147	0	0	0	141,147
442810	Other Student Fees	0	0	22,768,008	0	11,258,910	0	34,026,918
450000	Sales and Services	0	0	106,881,195	0	429,317,729	0	536,198,924
459950	Sales & Services/Offset -	0	0	-8,189,753	0	-3,782,428	0	-11,972,181
460000	Restricted Revenue	0	0	30,958	0	276,300	0	307,258
461000	Federal Grants & Contract	0	0	133,142	0	13,500	0	146,642
464000	Private Gifts & Contracts	0	0	31,500	0	27,993,791	0	28,025,291
<b>TOTAL REVOLVING FUND</b>		<b>0</b>	<b>0</b>	<b>125,676,572</b>	<b>0</b>	<b>466,438,934</b>	<b>0</b>	<b>592,115,506</b>
442810	Other Student Fees	0	0	0	0	0	620,000	620,000
460000	Restricted Revenue	0	0	0	0	0	367,781,314	367,781,314
464000	Private Gifts & Contracts	0	0	0	0	0	293,493	293,493
<b>TOTAL TRUST FUND</b>		<b>0</b>	<b>0</b>	<b>0</b>	<b>0</b>	<b>0</b>	<b>368,694,807</b>	<b>368,694,807</b>
441100	Undergraduate Resident	183,398,320	0	0	0	0	0	183,398,320
441110	Undergraduate Nonresident	107,643,937	0	0	0	0	0	107,643,937
441120	Undergraduate Audit	3,738	0	0	0	0	0	3,738
441200	Graduate Resident	25,238,668	0	0	0	0	0	25,238,668
441210	Graduate Nonresident	48,662,872	0	0	0	0	0	48,662,872
441220	Graduate Audit	1,104	0	0	0	0	0	1,104
441300	Off-Campus Undergraduate	18,018,517	0	0	0	0	0	18,018,517
441320	Offutt Undergraduate	444,410	0	0	0	0	0	444,410
441330	Offutt Graduate	1,472	0	0	0	0	0	1,472
441600	Professional Resident	26,014,300	0	0	0	0	0	26,014,300
441610	Professional Nonresident	13,347,260	0	0	0	0	0	13,347,260
441995	Tuition Transfer Program	-6,163,328	0	0	0	0	0	-6,163,328
<b>TOTAL GROSS TUITION</b>		<b>416,611,270</b>	<b>0</b>	<b>0</b>	<b>0</b>	<b>0</b>	<b>0</b>	<b>416,611,270</b>
441001	Tuition Adjustments	-11,603,649	0	0	0	0	0	-11,603,649
441990	Tuition Remissions	-117,256,701	0	0	0	0	0	-117,256,701
441991	Tuition Remissions	11,322,512	0	0	0	0	0	11,322,512

**REVENUE SUMMARY**  
**2014-2015 GENERAL OPERATING BUDGET**  
**UNIVERSITY OF NEBRASKA**  
**INCLUDING NCTA**

**UNIVERSITY TOTAL**

ACCOUNT	DESCRIPTION	UNRESTRICTED	DESIGNATED AND/OR RESTRICTED					TOTAL
		STATE AND UNIVERSITY GENERATED	CASH	REVOLVING	FEDERAL	AUXILIARIES AND SERVICES	TRUST	
<b>TOTAL TUITION OFFSETS</b>		<b>-117,537,838</b>	<b>0</b>	<b>0</b>	<b>0</b>	<b>0</b>	<b>0</b>	<b>-117,537,838</b>
<b>SUBTOTAL NET TUITION (CASH)</b>		<b>299,073,432</b>	<b>0</b>	<b>0</b>	<b>0</b>	<b>0</b>	<b>0</b>	<b>299,073,432</b>
442100	Institutional Student Fee	1,117,041	0	0	0	0	0	1,117,041
442310	Application Fees - Gradua	401,853	0	0	0	0	0	401,853
442420	Change of Schedule Fees	1,090,834	0	0	0	0	0	1,090,834
442710	Graduation Processing Fee	35,000	0	0	0	0	0	35,000
442800	Late Payment Fees	939,003	0	0	0	0	0	939,003
442810	Other Student Fees	780,869	0	0	0	0	0	780,869
<b>SUBTOTAL STUDENT FEES</b>		<b>4,364,600</b>	<b>0</b>	<b>0</b>	<b>0</b>	<b>0</b>	<b>0</b>	<b>4,364,600</b>
430000	Invest Loan/Endowment	7,544,601	0	0	0	0	0	7,544,601
450000	Sales and Services	0	27,570,000	0	0	0	0	27,570,000
461900	Indirect Costs-Federal	2,665,000	56,874,000	0	0	0	0	59,539,000
490000	Other Revenues	16,368,640	0	0	0	0	0	16,368,640
490100	Misc Cash Income	327,668	0	0	0	0	0	327,668
490200	Misc Other Income	28,946	0	0	0	0	0	28,946
833428	U-Wide Debt Svc & Admin S	-11,000,000	0	0	0	0	0	-11,000,000
<b>SUBTOTAL OTHER CASH</b>		<b>15,934,855</b>	<b>84,444,000</b>	<b>0</b>	<b>0</b>	<b>0</b>	<b>0</b>	<b>104,743,455</b>
<b>TOTAL CASH FUND</b>		<b>319,372,887</b>	<b>84,444,000</b>	<b>0</b>	<b>0</b>	<b>0</b>	<b>0</b>	<b>403,816,887</b>
<b>TOTAL REVENUE</b>		<b>868,391,365</b>	<b>84,444,000</b>	<b>125,676,572</b>	<b>537,396,056</b>	<b>466,438,934</b>	<b>368,694,807</b>	<b>2,451,041,734</b>

**EXPENDITURE SUMMARY**  
**2014-2015 GENERAL OPERATING BUDGET**  
**UNIVERSITY OF NEBRASKA**  
**EXCLUDING NCTA**

**UNIVERSITY TOTAL**

ACCOUNT	DESCRIPTION	UNRESTRICTED	DESIGNATED AND/OR RESTRICTED					TOTAL
		STATE AND UNIVERSITY GENERATED	CASH	REVOLVING	FEDERAL	AUXILIARIES AND SERVICES	TRUST	
511000	FACULTY							
	Professor	111,888,410	903,773	494,890	5,620,922	663,224	17,524,266	137,095,485
	Associate Professor	63,924,889	707,304	709,857	2,254,883	785,046	11,695,111	80,077,090
	Assistant Professor	56,779,636	3,090,184	1,251,270	2,703,099	1,520,638	17,820,284	83,165,111
	Instructor	5,714,583	396,670	109,650	754,609	662,938	1,751,330	9,389,780
	Other	59,846,436	-1,740,757	1,207,421	5,055,790	790,274	5,257,111	70,416,275
	<b>SUBTOTAL FACULTY</b>	<b>298,153,954</b>	<b>3,357,174</b>	<b>3,773,088</b>	<b>16,389,303</b>	<b>4,422,120</b>	<b>54,048,102</b>	<b>380,143,741</b>
512100	Other Administrators	39,387,994	1,430,977	603,082	757,120	18,624,920	2,328,580	63,132,673
512000	Chairpersons	11,498,993	13,096	13,808	175,320	97,616	1,666,488	13,465,321
513000	Managerial/Professional	104,821,406	8,823,452	26,663,060	10,754,892	46,490,601	38,576,077	236,129,488
514000	Clerical/Technical/Service	64,013,910	4,231,782	8,110,626	1,798,288	37,118,926	9,793,414	125,066,946
515000	Other Academic	30,804,199	1,066,597	1,787,035	3,140,973	1,260,966	2,927,061	40,986,831
516000	Student Wages	4,365,001	29,367	3,620,940	379,804	8,491,420	158,615	17,045,147
517000	Supplemental Salaries & Wages	12,292,553	0	1,497,272	0	1,901,589	0	15,691,414
	<b>SUBTOTAL NONFACULTY</b>	<b>267,184,056</b>	<b>15,595,271</b>	<b>42,295,823</b>	<b>17,006,397</b>	<b>113,986,038</b>	<b>55,450,235</b>	<b>511,517,820</b>
	<b>SUBTOTAL SALARIES &amp; WAGES</b>	<b>565,338,010</b>	<b>18,952,445</b>	<b>46,068,911</b>	<b>33,395,700</b>	<b>118,408,158</b>	<b>109,498,337</b>	<b>891,661,561</b>
519100	Retirement Contribution	33,981,000	936,362	2,497,057	1,839,682	6,560,512	6,900,622	52,715,235
519200	FICA Contribution	32,205,950	1,010,576	2,734,977	1,968,631	6,634,483	6,932,165	51,486,782
519300	Health Insurance Contribution	60,840,463	1,754,093	5,075,040	3,686,136	12,300,539	12,295,183	95,951,454
519400	Life Insurance Contribution	1,246,342	24,600	53,731	53,052	143,776	197,082	1,718,583
519600	Staff Remissions	0	0	0	0	95,319	0	95,319
519700	Unemployment Compensation	165,000	0	5,468	0	28,574	0	199,042
519800	Workers Compensation	3,020,807	22,608	286,582	163,822	1,099,140	678,012	5,270,971
	<b>SUBTOTAL BENEFITS</b>	<b>131,459,562</b>	<b>3,748,239</b>	<b>10,652,855</b>	<b>7,711,323</b>	<b>26,862,343</b>	<b>27,003,064</b>	<b>207,437,386</b>
	<b>TOTAL PERSONAL SERVICES</b>	<b>696,797,572</b>	<b>22,700,684</b>	<b>56,721,766</b>	<b>41,107,023</b>	<b>145,270,501</b>	<b>136,501,401</b>	<b>1,099,098,947</b>
521000	Operating Expense	96,990,671	55,382,976	54,855,843	367,861,131	261,050,178	202,761,114	1,038,901,913
529000	Utilities	48,606,595	0	3,600	0	2,474,339	0	51,084,534
530000	Supplies & Materials	10,234,338	4,384,461	2,529,941	1,656,686	6,646,138	3,637,500	29,089,064
540000	Travel	2,530,336	47,094	1,711,786	300,700	2,899,747	134,750	7,624,413
550000	Capital Outlay	7,827,312	1,928,785	6,687,407	163,000	2,512,683	136,300	19,255,487
560000	Government Aid	1,683,444	0	453,729	126,307,516	1,263,306	25,523,742	155,231,737
570000	Cost of Goods Sold	0	0	2,302,500	0	43,192,042	0	45,494,542
	<b>TOTAL NET OPERATING EXPENSES</b>	<b>167,872,696</b>	<b>61,743,316</b>	<b>68,544,806</b>	<b>496,289,033</b>	<b>320,038,433</b>	<b>232,193,406</b>	<b>1,346,681,690</b>
	<b>UNIVERSITY TOTAL</b>	<b>864,670,268</b>	<b>84,444,000</b>	<b>125,266,572</b>	<b>537,396,056</b>	<b>465,308,934</b>	<b>368,694,807</b>	<b>2,445,780,637</b>

**REVENUE SUMMARY**  
**2014-2015 GENERAL OPERATING BUDGET**  
**UNIVERSITY OF NEBRASKA**  
**EXCLUDING NCTA**

**UNIVERSITY TOTAL**

ACCOUNT	DESCRIPTION	UNRESTRICTED STATE AND UNIVERSITY GENERATED	DESIGNATED AND/OR RESTRICTED					TOTAL
			CASH	REVOLVING	FEDERAL	AUXILIARIES AND SERVICES	TRUST	
410000	State Appropriation	540,009,963	0	0	0	0	0	540,009,963
<b>TOTAL STATE SUPPORT</b>		<b>540,009,963</b>	<b>0</b>	<b>0</b>	<b>0</b>	<b>0</b>	<b>0</b>	<b>540,009,963</b>
420000	Federal Appropriation	6,201,594	0	0	0	0	0	6,201,594
450000	Sales and Services	0	0	0	5,324,046	0	0	5,324,046
460000	Restricted Revenue	0	0	0	490,766,802	0	0	490,766,802
461000	Federal Grants & Contract	0	0	0	1,782,692	0	0	1,782,692
490000	Other Revenues	0	0	0	39,522,516	0	0	39,522,516
<b>TOTAL FEDERAL FUND</b>		<b>6,201,594</b>	<b>0</b>	<b>0</b>	<b>537,396,056</b>	<b>0</b>	<b>0</b>	<b>543,597,650</b>
442100	Institutional Student Fee	0	0	3,880,375	0	1,361,132	0	5,241,507
442500	Student Transcript Fees	0	0	141,147	0	0	0	141,147
442810	Other Student Fees	0	0	22,768,008	0	11,258,910	0	34,026,918
450000	Sales and Services	0	0	106,471,195	0	428,187,729	0	534,658,924
459950	Sales & Services/Offset -	0	0	-8,189,753	0	-3,782,428	0	-11,972,181
460000	Restricted Revenue	0	0	30,958	0	276,300	0	307,258
461000	Federal Grants & Contract	0	0	133,142	0	13,500	0	146,642
464000	Private Gifts & Contracts	0	0	31,500	0	27,993,791	0	28,025,291
<b>TOTAL REVOLVING FUND</b>		<b>0</b>	<b>0</b>	<b>125,266,572</b>	<b>0</b>	<b>465,308,934</b>	<b>0</b>	<b>590,575,506</b>
442810	Other Student Fees	0	0	0	0	0	620,000	620,000
460000	Restricted Revenue	0	0	0	0	0	367,781,314	367,781,314
464000	Private Gifts & Contracts	0	0	0	0	0	293,493	293,493
<b>TOTAL TRUST FUND</b>		<b>0</b>	<b>0</b>	<b>0</b>	<b>0</b>	<b>0</b>	<b>368,694,807</b>	<b>368,694,807</b>
441100	Undergraduate Resident	182,647,800	0	0	0	0	0	182,647,800
441110	Undergraduate Nonresident	107,247,697	0	0	0	0	0	107,247,697
441120	Undergraduate Audit	3,738	0	0	0	0	0	3,738
441200	Graduate Resident	25,238,668	0	0	0	0	0	25,238,668
441210	Graduate Nonresident	48,662,872	0	0	0	0	0	48,662,872
441220	Graduate Audit	1,104	0	0	0	0	0	1,104
441300	Off-Campus Undergraduate	18,018,517	0	0	0	0	0	18,018,517
441320	Offutt Undergraduate	444,410	0	0	0	0	0	444,410
441330	Offutt Graduate	1,472	0	0	0	0	0	1,472
441600	Professional Resident	26,014,300	0	0	0	0	0	26,014,300
441610	Professional Nonresident	13,347,260	0	0	0	0	0	13,347,260
441995	Tuition Transfer Program	-6,163,328	0	0	0	0	0	-6,163,328
<b>TOTAL GROSS TUITION</b>		<b>415,464,510</b>	<b>0</b>	<b>0</b>	<b>0</b>	<b>0</b>	<b>0</b>	<b>415,464,510</b>
441001	Tuition Adjustments	-11,575,559	0	0	0	0	0	-11,575,559
441990	Tuition Remissions	-117,052,207	0	0	0	0	0	-117,052,207
441991	Tuition Remissions	11,322,512	0	0	0	0	0	11,322,512



REVENUE SUMMARY  
2014-2015 GENERAL OPERATING BUDGET  
UNIVERSITY OF NEBRASKA  
EXCLUDING NCTA

UNIVERSITY TOTAL

ACCOUNT	DESCRIPTION	UNRESTRICTED STATE AND UNIVERSITY GENERATED	DESIGNATED AND/OR RESTRICTED				TOTAL	
			CASH	REVOLVING	FEDERAL	AUXILIARIES AND SERVICES		TRUST
<b>TOTAL TUITION OFFSETS</b>		<b>-117,305,254</b>	<b>0</b>	<b>0</b>	<b>0</b>	<b>0</b>	<b>0</b>	<b>-117,305,254</b>
<b>SUBTOTAL NET TUITION (CASH)</b>		<b>298,159,256</b>	<b>0</b>	<b>0</b>	<b>0</b>	<b>0</b>	<b>0</b>	<b>298,159,256</b>
442100	Institutional Student Fee	1,117,041	0	0	0	0	0	1,117,041
442310	Application Fees - Gradua	401,853	0	0	0	0	0	401,853
442420	Change of Schedule Fees	1,090,834	0	0	0	0	0	1,090,834
442710	Graduation Processing Fee	35,000	0	0	0	0	0	35,000
442800	Late Payment Fees	939,003	0	0	0	0	0	939,003
442810	Other Student Fees	780,869	0	0	0	0	0	780,869
<b>SUBTOTAL STUDENT FEES</b>		<b>4,364,600</b>	<b>0</b>	<b>0</b>	<b>0</b>	<b>0</b>	<b>0</b>	<b>4,364,600</b>
430000	Invest Loan/Endowment	7,544,601	0	0	0	0	0	7,544,601
450000	Sales and Services	0	27,570,000	0	0	0	0	27,570,000
461900	Indirect Costs-Federal	2,665,000	56,874,000	0	0	0	0	59,539,000
490000	Other Revenues	16,368,640	0	0	0	0	0	16,368,640
490100	Misc Cash Income	327,668	0	0	0	0	0	327,668
490200	Misc Other Income	28,946	0	0	0	0	0	28,946
833428	U-Wide Debt Svc & Admin S	-11,000,000	0	0	0	0	0	-11,000,000
<b>SUBTOTAL OTHER CASH</b>		<b>15,934,855</b>	<b>84,444,000</b>	<b>0</b>	<b>0</b>	<b>0</b>	<b>0</b>	<b>104,743,455</b>
<b>TOTAL CASH FUND</b>		<b>318,458,711</b>	<b>84,444,000</b>	<b>0</b>	<b>0</b>	<b>0</b>	<b>0</b>	<b>402,902,711</b>
<b>TOTAL REVENUE</b>		<b>864,670,268</b>	<b>84,444,000</b>	<b>125,266,572</b>	<b>537,396,056</b>	<b>465,308,934</b>	<b>368,694,807</b>	<b>2,445,780,637</b>

**EXPENDITURE SUMMARY**  
**2014-2015 GENERAL OPERATING BUDGET**  
**UNIVERSITY OF NEBRASKA - LINCOLN**  
**INCLUDING IANR**

**CAMPUS TOTAL**

ACCOUNT	DESCRIPTION	UNRESTRICTED	DESIGNATED AND/OR RESTRICTED					TOTAL
		STATE AND UNIVERSITY GENERATED	CASH	REVOLVING	FEDERAL	AUXILIARIES AND SERVICES	TRUST	
<b>511000 FACULTY</b>								
	Professor	69,494,322	79,003	422,615	309,335	61,734	2,530,134	72,897,143
	Associate Professor	31,835,443	0	706,782	603,238	218,728	486,538	33,850,729
	Assistant Professor	25,865,050	0	1,188,627	617,987	102,279	1,726,187	29,500,130
	Other	36,260,339	0	755,099	4,433,862	736,406	3,479,306	45,665,012
	<b>SUBTOTAL FACULTY</b>	<b>163,455,154</b>	<b>79,003</b>	<b>3,073,123</b>	<b>5,964,422</b>	<b>1,119,147</b>	<b>8,222,165</b>	<b>181,913,014</b>
512100	Other Administrators	18,625,888	932,152	306,171	327,608	15,539,796	662,145	36,393,760
512000	Chairpersons	5,890,843	0	13,808	12,486	0	622,003	6,539,140
513000	Managerial/Professional	49,971,250	1,825,127	20,055,536	3,716,901	30,607,569	6,952,228	113,128,611
514000	Clerical/Technical/Service	30,685,652	35,106	6,575,778	899,117	23,962,972	1,378,739	63,537,364
515000	Other Academic	15,084,423	0	1,709,715	450,716	684,901	580,443	18,510,198
516000	Student Wages	2,809,248	0	1,640,429	0	7,032,837	0	11,482,514
517000	Supplemental Salaries & Wages	10,575,936	0	236,068	0	849,485	0	11,661,489
	<b>SUBTOTAL NONFACULTY</b>	<b>133,643,240</b>	<b>2,792,385</b>	<b>30,537,505</b>	<b>5,406,828</b>	<b>78,677,560</b>	<b>10,195,558</b>	<b>261,253,076</b>
	<b>SUBTOTAL SALARIES &amp; WAGES</b>	<b>297,098,394</b>	<b>2,871,388</b>	<b>33,610,628</b>	<b>11,371,250</b>	<b>79,796,707</b>	<b>18,417,723</b>	<b>443,166,090</b>
519100	Retirement Contribution	17,667,833	0	1,861,836	582,221	4,229,081	917,948	25,258,919
519200	FICA Contribution	16,300,553	0	1,977,575	640,059	4,026,756	995,075	23,940,018
519300	Health Insurance Contribution	29,554,397	0	3,755,662	1,286,586	7,292,786	1,835,200	43,724,631
519400	Life Insurance Contribution	402,596	0	37,237	11,771	86,717	19,826	558,147
519600	Staff Remissions	0	0	0	0	95,319	0	95,319
519700	Unemployment Compensation	85,000	0	5,468	0	23,574	0	114,042
519800	Workers Compensation	1,459,123	0	214,149	34,296	784,022	123,523	2,615,113
	<b>SUBTOTAL BENEFITS</b>	<b>65,469,502</b>	<b>0</b>	<b>7,851,927</b>	<b>2,554,933</b>	<b>16,538,255</b>	<b>3,891,572</b>	<b>96,306,189</b>
	<b>TOTAL PERSONAL SERVICES</b>	<b>362,567,896</b>	<b>2,871,388</b>	<b>41,462,555</b>	<b>13,926,183</b>	<b>96,334,962</b>	<b>22,309,295</b>	<b>539,472,279</b>
521000	Operating Expense	29,105,746	25,267,612	34,901,971	240,265,173	171,593,760	101,085,512	602,219,774
529000	Utilities	27,211,458	0	3,600	0	675,000	0	27,890,058
530000	Supplies & Materials	39,329	0	0	0	0	0	39,329
540000	Travel	1,325,388	0	1,449,439	4,700	1,108,299	0	3,887,826
550000	Capital Outlay	3,098,685	1,600,000	6,235,407	0	1,307,546	0	12,241,638
560000	Government Aid	1,158,893	0	0	0	0	0	1,158,893
570000	Cost of Goods Sold	0	0	2,300,000	0	32,289,367	0	34,589,367
	<b>TOTAL NET OPERATING EXPENSES</b>	<b>61,939,499</b>	<b>26,867,612</b>	<b>44,890,417</b>	<b>240,269,873</b>	<b>206,973,972</b>	<b>101,085,512</b>	<b>682,026,885</b>
	<b>CAMPUS TOTAL</b>	<b>424,507,395</b>	<b>29,739,000</b>	<b>86,352,972</b>	<b>254,196,056</b>	<b>303,308,934</b>	<b>123,394,807</b>	<b>1,221,499,164</b>

**REVENUE SUMMARY**  
**2014-2015 GENERAL OPERATING BUDGET**  
**UNIVERSITY OF NEBRASKA - LINCOLN**  
**INCLUDING IANR**

**CAMPUS TOTAL**

ACCOUNT	DESCRIPTION	UNRESTRICTED STATE AND UNIVERSITY GENERATED	DESIGNATED AND/OR RESTRICTED					TRUST	TOTAL
			CASH	REVOLVING	FEDERAL	AUXILIARIES AND SERVICES	8/5/14		
410000	State Appropriation	250,254,978	0	0	0	0	0	250,254,978	
<b>TOTAL STATE SUPPORT</b>		<b>250,254,978</b>	<b>0</b>	<b>0</b>	<b>0</b>	<b>0</b>	<b>0</b>	<b>250,254,978</b>	
420000	Federal Appropriation	6,201,594	0	0	0	0	0	6,201,594	
450000	Sales and Services	0	0	0	5,324,046	0	0	5,324,046	
460000	Restricted Revenue	0	0	0	248,872,010	0	0	248,872,010	
<b>TOTAL FEDERAL FUND</b>		<b>6,201,594</b>	<b>0</b>	<b>0</b>	<b>254,196,056</b>	<b>0</b>	<b>0</b>	<b>260,397,650</b>	
442810	Other Student Fees	0	0	5,136,617	0	6,102,927	0	11,239,544	
450000	Sales and Services	0	0	89,406,108	0	270,807,381	0	360,213,489	
459950	Sales & Services/Offset -	0	0	-8,189,753	0	-402,259	0	-8,592,012	
464000	Private Gifts & Contracts	0	0	0	0	26,800,885	0	26,800,885	
<b>TOTAL REVOLVING FUND</b>		<b>0</b>	<b>0</b>	<b>86,352,972</b>	<b>0</b>	<b>303,308,934</b>	<b>0</b>	<b>389,661,906</b>	
460000	Restricted Revenue	0	0	0	0	0	123,394,807	123,394,807	
<b>TOTAL TRUST FUND</b>		<b>0</b>	<b>0</b>	<b>0</b>	<b>0</b>	<b>0</b>	<b>123,394,807</b>	<b>123,394,807</b>	
441100	Undergraduate Resident	99,448,557	0	0	0	0	0	99,448,557	
441110	Undergraduate Nonresident	84,415,127	0	0	0	0	0	84,415,127	
441200	Graduate Resident	11,652,804	0	0	0	0	0	11,652,804	
441210	Graduate Nonresident	34,107,697	0	0	0	0	0	34,107,697	
441600	Professional Resident	2,788,275	0	0	0	0	0	2,788,275	
441610	Professional Nonresident	3,053,031	0	0	0	0	0	3,053,031	
<b>TOTAL GROSS TUITION</b>		<b>235,465,491</b>	<b>0</b>	<b>0</b>	<b>0</b>	<b>0</b>	<b>0</b>	<b>235,465,491</b>	
441001	Tuition Adjustments	-8,314,344	0	0	0	0	0	-8,314,344	
441990	Tuition Remissions	-75,619,430	0	0	0	0	0	-75,619,430	
441991	Tuition Remissions	10,177,927	0	0	0	0	0	10,177,927	
<b>TOTAL TUITION OFFSETS</b>		<b>-73,755,847</b>	<b>0</b>	<b>0</b>	<b>0</b>	<b>0</b>	<b>0</b>	<b>-73,755,847</b>	
<b>SUBTOTAL NET TUITION (CASH)</b>		<b>161,709,644</b>	<b>0</b>	<b>0</b>	<b>0</b>	<b>0</b>	<b>0</b>	<b>161,709,644</b>	
442100	Institutional Student Fee	512,661	0	0	0	0	0	512,661	
442310	Application Fees - Gradua	256,477	0	0	0	0	0	256,477	
442420	Change of Schedule Fees	1,090,834	0	0	0	0	0	1,090,834	
442800	Late Payment Fees	312,528	0	0	0	0	0	312,528	
442810	Other Student Fees	681,869	0	0	0	0	0	681,869	
<b>SUBTOTAL STUDENT FEES</b>		<b>2,854,369</b>	<b>0</b>	<b>0</b>	<b>0</b>	<b>0</b>	<b>0</b>	<b>2,854,369</b>	
430000	Invest Loan/Endowment	4,083,001	0	0	0	0	0	4,083,001	
461900	Indirect Costs-Federal	700,000	29,739,000	0	0	0	0	30,439,000	
490000	Other Revenues	4,354,390	0	0	0	0	0	4,354,390	
490100	Misc Cash Income	250,000	0	0	0	0	0	250,000	
490200	Misc Other Income	8,646	0	0	0	0	0	8,646	
833428	U-Wide Debt Svc & Admin S	-5,909,227	0	0	0	0	0	-5,909,227	
<b>SUBTOTAL OTHER CASH</b>		<b>3,486,810</b>	<b>29,739,000</b>	<b>0</b>	<b>0</b>	<b>0</b>	<b>0</b>	<b>36,080,179</b>	

REVENUE SUMMARY  
 2014-2015 GENERAL OPERATING BUDGET  
 UNIVERSITY OF NEBRASKA - LINCOLN  
 INCLUDING IANR

CAMPUS TOTAL

ACCOUNT	DESCRIPTION	UNRESTRICTED	DESIGNATED AND/OR RESTRICTED				TRUST	TOTAL
		STATE AND UNIVERSITY GENERATED	CASH	REVOLVING	FEDERAL	AUXILIARIES AND SERVICES		
TOTAL CASH FUND		168,050,823	29,739,000	0	0	0	0	197,789,823
TOTAL REVENUE		424,507,395	29,739,000	86,352,972	254,196,056	303,308,934	123,394,807	1,221,499,164

8/5/14

9:20:11AM

**EXPENDITURE SUMMARY**  
**2014-2015 GENERAL OPERATING BUDGET**  
**UNIVERSITY OF NEBRASKA - LINCOLN**  
**EXCLUDING IANR**

**CAMPUS TOTAL**

ACCOUNT	DESCRIPTION	UNRESTRICTED	DESIGNATED AND/OR RESTRICTED					TOTAL
		STATE AND UNIVERSITY GENERATED	CASH	REVOLVING	FEDERAL	AUXILIARIES AND SERVICES	TRUST	
511000	FACULTY							
	Professor	42,931,372	79,003	13,834	28,168	0	1,969,583	45,021,960
	Associate Professor	24,260,724	0	410,834	376,468	218,728	302,183	25,568,937
	Assistant Professor	16,978,240	0	372,181	164,710	63,504	1,038,926	18,617,561
	Other	21,690,545	0	544,601	66,612	1,089,494	72,907	23,464,159
	<b>SUBTOTAL FACULTY</b>	<b>105,860,881</b>	<b>79,003</b>	<b>1,341,450</b>	<b>635,958</b>	<b>1,371,726</b>	<b>3,383,599</b>	<b>112,672,617</b>
512100	Other Administrators	14,064,188	932,152	306,171	327,608	15,539,796	642,145	31,812,060
512000	Chairpersons	3,121,085	0	13,808	0	0	110,739	3,245,632
513000	Managerial/Professional	38,115,280	1,825,127	14,158,502	1,603,232	29,897,721	5,113,596	90,713,458
514000	Clerical/Technical/Service	25,241,720	35,106	4,545,485	267,163	20,889,686	970,231	51,949,391
515000	Other Academic	11,505,304	0	483,244	0	684,901	0	12,673,449
516000	Student Wages	2,039,541	0	1,212,967	0	6,986,887	0	10,239,395
517000	Supplemental Salaries & Wages	10,575,936	0	211,068	0	849,485	0	11,636,489
	<b>SUBTOTAL NONFACULTY</b>	<b>104,663,054</b>	<b>2,792,385</b>	<b>20,931,245</b>	<b>2,198,003</b>	<b>74,848,476</b>	<b>6,836,711</b>	<b>212,269,874</b>
	<b>SUBTOTAL SALARIES &amp; WAGES</b>	<b>210,523,935</b>	<b>2,871,388</b>	<b>22,272,695</b>	<b>2,833,961</b>	<b>76,220,202</b>	<b>10,220,310</b>	<b>324,942,491</b>
519100	Retirement Contribution	12,074,418	0	1,260,917	163,893	4,007,823	590,044	18,097,095
519200	FICA Contribution	11,302,802	0	1,229,264	153,428	3,752,089	552,409	16,989,992
519300	Health Insurance Contribution	19,942,776	0	2,168,351	270,644	6,625,198	974,472	29,981,441
519400	Life Insurance Contribution	238,864	0	25,895	3,231	79,087	11,628	358,705
519600	Staff Remissions	0	0	0	0	95,319	0	95,319
519700	Unemployment Compensation	85,000	0	5,468	0	23,574	0	114,042
519800	Workers Compensation	1,071,398	0	214,149	34,296	784,022	123,523	2,227,388
	<b>SUBTOTAL BENEFITS</b>	<b>44,715,258</b>	<b>0</b>	<b>4,904,044</b>	<b>625,492</b>	<b>15,367,112</b>	<b>2,252,076</b>	<b>67,863,982</b>
	<b>TOTAL PERSONAL SERVICES</b>	<b>255,239,193</b>	<b>2,871,388</b>	<b>27,176,739</b>	<b>3,459,453</b>	<b>91,587,314</b>	<b>12,472,386</b>	<b>392,806,473</b>
521000	Operating Expense	21,797,686	25,267,612	17,994,562	220,236,603	165,363,576	93,422,421	544,082,460
529000	Utilities	25,784,755	0	0	0	675,000	0	26,459,755
540000	Travel	523,132	0	888,889	0	936,131	0	2,348,152
550000	Capital Outlay	3,025,808	0	3,992,782	0	1,257,546	0	8,276,136
560000	Government Aid	1,158,893	0	0	0	0	0	1,158,893
570000	Cost of Goods Sold	0	0	2,300,000	0	32,289,367	0	34,589,367
	<b>TOTAL NET OPERATING EXPENSES</b>	<b>52,290,274</b>	<b>25,267,612</b>	<b>25,176,233</b>	<b>220,236,603</b>	<b>200,521,620</b>	<b>93,422,421</b>	<b>616,914,763</b>
	<b>CAMPUS TOTAL</b>	<b>307,529,467</b>	<b>28,139,000</b>	<b>52,352,972</b>	<b>223,696,056</b>	<b>292,108,934</b>	<b>105,894,807</b>	<b>1,009,721,236</b>

**REVENUE SUMMARY**  
**2014-2015 GENERAL OPERATING BUDGET**  
**UNIVERSITY OF NEBRASKA - LINCOLN**  
**EXCLUDING IANR AND NCTA**

**CAMPUS TOTAL**

ACCOUNT	DESCRIPTION	UNRESTRICTED STATE AND UNIVERSITY GENERATED	DESIGNATED AND/OR RESTRICTED					TRUST	TOTAL
			CASH	REVOLVING	FEDERAL	AUXILIARIES AND SERVICES	8/5/14		
410000	State Appropriation	155,962,052	0	0	0	0	0	155,962,052	
<b>TOTAL STATE SUPPORT</b>		<b>155,962,052</b>	<b>0</b>	<b>0</b>	<b>0</b>	<b>0</b>	<b>0</b>	<b>155,962,052</b>	
460000	Restricted Revenue	0	0	0	223,696,056	0	0	223,696,056	
<b>TOTAL FEDERAL FUND</b>		<b>0</b>	<b>0</b>	<b>0</b>	<b>223,696,056</b>	<b>0</b>	<b>0</b>	<b>223,696,056</b>	
442810	Other Student Fees	0	0	5,136,617	0	6,102,927	0	11,239,544	
450000	Sales and Services	0	0	47,216,355	0	259,205,122	0	306,421,477	
464000	Private Gifts & Contracts	0	0	0	0	26,800,885	0	26,800,885	
<b>TOTAL REVOLVING FUND</b>		<b>0</b>	<b>0</b>	<b>52,352,972</b>	<b>0</b>	<b>292,108,934</b>	<b>0</b>	<b>344,461,906</b>	
460000	Restricted Revenue	0	0	0	0	0	105,894,807	105,894,807	
<b>TOTAL TRUST FUND</b>		<b>0</b>	<b>0</b>	<b>0</b>	<b>0</b>	<b>0</b>	<b>105,894,807</b>	<b>105,894,807</b>	
441100	Undergraduate Resident	89,289,167	0	0	0	0	0	89,289,167	
441110	Undergraduate Nonresident	77,976,284	0	0	0	0	0	77,976,284	
441200	Graduate Resident	10,280,441	0	0	0	0	0	10,280,441	
441210	Graduate Nonresident	29,279,626	0	0	0	0	0	29,279,626	
441600	Professional Resident	2,788,275	0	0	0	0	0	2,788,275	
441610	Professional Nonresident	3,053,031	0	0	0	0	0	3,053,031	
<b>TOTAL GROSS TUITION</b>		<b>212,666,824</b>	<b>0</b>	<b>0</b>	<b>0</b>	<b>0</b>	<b>0</b>	<b>212,666,824</b>	
441001	Tuition Adjustments	-7,905,205	0	0	0	0	0	-7,905,205	
441990	Tuition Remissions	-70,181,932	0	0	0	0	0	-70,181,932	
441991	Tuition Remissions	10,177,927	0	0	0	0	0	10,177,927	
<b>TOTAL TUITION OFFSETS</b>		<b>-67,909,210</b>	<b>0</b>	<b>0</b>	<b>0</b>	<b>0</b>	<b>0</b>	<b>-67,909,210</b>	
<b>SUBTOTAL NET TUITION (CASH)</b>		<b>144,757,614</b>	<b>0</b>	<b>0</b>	<b>0</b>	<b>0</b>	<b>0</b>	<b>144,757,614</b>	
442100	Institutional Student Fee	512,661	0	0	0	0	0	512,661	
442310	Application Fees - Gradua	256,477	0	0	0	0	0	256,477	
442420	Change of Schedule Fees	1,090,834	0	0	0	0	0	1,090,834	
442800	Late Payment Fees	312,528	0	0	0	0	0	312,528	
442810	Other Student Fees	681,869	0	0	0	0	0	681,869	
<b>SUBTOTAL STUDENT FEES</b>		<b>2,854,369</b>	<b>0</b>	<b>0</b>	<b>0</b>	<b>0</b>	<b>0</b>	<b>2,854,369</b>	
430000	Invest Loan/Endowment	4,083,001	0	0	0	0	0	4,083,001	
461900	Indirect Costs-Federal	700,000	28,139,000	0	0	0	0	28,839,000	
490000	Other Revenues	4,354,390	0	0	0	0	0	4,354,390	
490100	Misc Cash Income	250,000	0	0	0	0	0	250,000	
490200	Misc Other Income	8,646	0	0	0	0	0	8,646	
833428	U-Wide Debt Svc & Admin S	-5,440,605	0	0	0	0	0	-5,440,605	
<b>SUBTOTAL OTHER CASH</b>		<b>3,955,432</b>	<b>28,139,000</b>	<b>0</b>	<b>0</b>	<b>0</b>	<b>0</b>	<b>34,948,801</b>	
<b>TOTAL CASH FUND</b>		<b>151,567,415</b>	<b>28,139,000</b>	<b>0</b>	<b>0</b>	<b>0</b>	<b>0</b>	<b>179,706,415</b>	
<b>TOTAL REVENUE</b>		<b>307,529,467</b>	<b>28,139,000</b>	<b>52,352,972</b>	<b>223,696,056</b>	<b>292,108,934</b>	<b>105,894,807</b>	<b>1,009,721,236</b>	

**EXPENDITURE SUMMARY**  
**2014-2015 GENERAL OPERATING BUDGET**  
**UNIVERSITY OF NEBRASKA - LINCOLN**  
**EXCLUDING IANR AND NCTA**

SUBPROGRAM #/NAME 01 Academic Affairs

ACCOUNT	DESCRIPTION	UNRESTRICTED	DESIGNATED AND/OR RESTRICTED					TOTAL
		STATE AND UNIVERSITY GENERATED	CASH	REVOLVING	FEDERAL	AUXILIARIES AND SERVICES	TRUST	
511000	FACULTY							
	Professor	229,500	0	0	0	0	0	229,500
	Associate Professor	2,500	0	67,786	39,821	93,107	0	203,214
	Assistant Professor	0	0	0	0	63,504	0	63,504
	Other	6,075,008	0	0	0	20,352	0	6,095,360
	<b>SUBTOTAL FACULTY</b>	<b>6,307,008</b>	<b>0</b>	<b>67,786</b>	<b>39,821</b>	<b>176,963</b>	<b>0</b>	<b>6,591,578</b>
512100	Other Administrators	2,518,852	0	115,015	8,535	150,234	0	2,792,636
512000	Chairpersons	148,760	0	0	0	0	0	148,760
513000	Managerial/Professional	2,591,154	0	570,223	0	154,097	283,859	3,599,333
514000	Clerical/Technical/Service	549,653	0	115,797	0	3,494	33,554	702,498
515000	Other Academic	152,690	0	0	0	65,749	0	218,439
516000	Student Wages	43,952	0	13,624	0	21,916	0	79,492
517000	Supplemental Salaries & Wages	84,172	0	0	0	0	0	84,172
	<b>SUBTOTAL NONFACULTY</b>	<b>6,089,233</b>	<b>0</b>	<b>814,659</b>	<b>8,535</b>	<b>395,490</b>	<b>317,413</b>	<b>7,625,330</b>
	<b>SUBTOTAL SALARIES &amp; WAGES</b>	<b>12,396,241</b>	<b>0</b>	<b>882,445</b>	<b>48,356</b>	<b>572,453</b>	<b>317,413</b>	<b>14,216,908</b>
519100	Retirement Contribution	620,361	0	51,032	2,796	33,105	18,356	725,650
519200	FICA Contribution	579,030	0	47,776	2,618	30,993	17,185	677,602
519300	Health Insurance Contribution	1,025,715	0	84,273	4,618	54,670	30,313	1,199,589
519400	Life Insurance Contribution	12,374	0	1,006	55	652	362	14,449
519800	Workers Compensation	0	0	8,471	585	6,125	3,840	19,021
	<b>SUBTOTAL BENEFITS</b>	<b>2,237,480</b>	<b>0</b>	<b>192,558</b>	<b>10,672</b>	<b>125,545</b>	<b>70,056</b>	<b>2,636,311</b>
	<b>TOTAL PERSONAL SERVICES</b>	<b>14,633,721</b>	<b>0</b>	<b>1,075,003</b>	<b>59,028</b>	<b>697,998</b>	<b>387,469</b>	<b>16,853,219</b>
521000	Operating Expense	8,312,148	0	7,453	0	85,424	0	8,405,025
540000	Travel	5,693	0	0	0	0	0	5,693
560000	Government Aid	611,607	0	0	0	0	0	611,607
	<b>TOTAL NET OPERATING EXPENSES</b>	<b>8,929,448</b>	<b>0</b>	<b>7,453</b>	<b>0</b>	<b>85,424</b>	<b>0</b>	<b>9,022,325</b>
	<b>SUB PROGRAM TOTAL</b>	<b>23,563,169</b>	<b>0</b>	<b>1,082,456</b>	<b>59,028</b>	<b>783,422</b>	<b>387,469</b>	<b>25,875,544</b>

**EXPENDITURE SUMMARY**  
**2014-2015 GENERAL OPERATING BUDGET**  
**UNIVERSITY OF NEBRASKA - LINCOLN**  
**EXCLUDING IANR AND NCTA**

SUBPROGRAM #/NAME 02 College of Architecture

ACCOUNT	DESCRIPTION	UNRESTRICTED	DESIGNATED AND/OR RESTRICTED					TOTAL
		STATE AND UNIVERSITY GENERATED	CASH	REVOLVING	FEDERAL	AUXILIARIES AND SERVICES	TRUST	
511000	FACULTY							
	Professor	940,863	0	0	0	0	0	940,863
	Associate Professor	618,131	0	0	0	0	0	618,131
	Assistant Professor	453,892	0	0	0	0	0	453,892
	Other	732,738	0	0	0	0	0	732,738
	<b>SUBTOTAL FACULTY</b>	<b>2,745,624</b>	<b>0</b>	<b>0</b>	<b>0</b>	<b>0</b>	<b>0</b>	<b>2,745,624</b>
512100	Other Administrators	107,689	0	0	0	0	0	107,689
513000	Managerial/Professional	132,033	0	0	0	0	23,707	155,740
514000	Clerical/Technical/Service	136,211	0	0	0	0	0	136,211
515000	Other Academic	234,537	0	0	0	0	0	234,537
516000	Student Wages	26,202	0	0	0	21,916	0	48,118
	<b>SUBTOTAL NONFACULTY</b>	<b>636,672</b>	<b>0</b>	<b>0</b>	<b>0</b>	<b>21,916</b>	<b>23,707</b>	<b>682,295</b>
	<b>SUBTOTAL SALARIES &amp; WAGES</b>	<b>3,382,296</b>	<b>0</b>	<b>0</b>	<b>0</b>	<b>21,916</b>	<b>23,707</b>	<b>3,427,919</b>
519100	Retirement Contribution	158,568	0	0	0	1,267	1,371	161,206
519200	FICA Contribution	148,449	0	0	0	1,187	1,283	150,919
519300	Health Insurance Contribution	261,857	0	0	0	2,093	2,264	266,214
519400	Life Insurance Contribution	3,125	0	0	0	25	27	3,177
519800	Workers Compensation	0	0	0	0	235	287	522
	<b>SUBTOTAL BENEFITS</b>	<b>571,999</b>	<b>0</b>	<b>0</b>	<b>0</b>	<b>4,807</b>	<b>5,232</b>	<b>582,038</b>
	<b>TOTAL PERSONAL SERVICES</b>	<b>3,954,295</b>	<b>0</b>	<b>0</b>	<b>0</b>	<b>26,723</b>	<b>28,939</b>	<b>4,009,957</b>
521000	Operating Expense	74,944	0	245,400	0	43,000	0	363,344
540000	Travel	0	0	16,000	0	0	0	16,000
	<b>TOTAL NET OPERATING EXPENSES</b>	<b>74,944</b>	<b>0</b>	<b>261,400</b>	<b>0</b>	<b>43,000</b>	<b>0</b>	<b>379,344</b>
	<b>SUB PROGRAM TOTAL</b>	<b>4,029,239</b>	<b>0</b>	<b>261,400</b>	<b>0</b>	<b>69,723</b>	<b>28,939</b>	<b>4,389,301</b>



**EXPENDITURE SUMMARY**  
**2014-2015 GENERAL OPERATING BUDGET**  
**UNIVERSITY OF NEBRASKA - LINCOLN**  
**EXCLUDING IANR AND NCTA**

SUBPROGRAM #/NAME 05 College of Arts and Sciences

ACCOUNT	DESCRIPTION	UNRESTRICTED	DESIGNATED AND/OR RESTRICTED					TOTAL
		STATE AND UNIVERSITY GENERATED	CASH	REVOLVING	FEDERAL	AUXILIARIES AND SERVICES	TRUST	
511000	FACULTY							
	Professor	17,273,903	0	3,834	0	0	567,761	17,845,498
	Associate Professor	8,771,193	0	3,570	127,735	0	134,000	9,036,498
	Assistant Professor	5,817,359	0	0	99,000	0	474,710	6,391,069
	Other	3,838,144	0	0	0	180,580	0	4,018,724
	<b>SUBTOTAL FACULTY</b>	<b>35,700,599</b>	<b>0</b>	<b>7,404</b>	<b>226,735</b>	<b>180,580</b>	<b>1,176,471</b>	<b>37,291,789</b>
512100	Other Administrators	980,415	0	0	154,679	77,338	261,750	1,474,182
512000	Chairpersons	1,501,719	0	0	0	0	10,000	1,511,719
513000	Managerial/Professional	2,997,907	0	880,337	608,274	39,000	2,013,885	6,539,403
514000	Clerical/Technical/Service	2,302,264	0	210,651	65,872	35,766	375,976	2,990,529
515000	Other Academic	6,213,995	0	448,228	0	10,107	0	6,672,330
516000	Student Wages	157,981	0	155,709	0	13,177	0	326,867
	<b>SUBTOTAL NONFACULTY</b>	<b>14,154,281</b>	<b>0</b>	<b>1,694,925</b>	<b>828,825</b>	<b>175,388</b>	<b>2,661,611</b>	<b>19,515,030</b>
	<b>SUBTOTAL SALARIES &amp; WAGES</b>	<b>49,854,880</b>	<b>0</b>	<b>1,702,329</b>	<b>1,055,560</b>	<b>355,968</b>	<b>3,838,082</b>	<b>56,806,819</b>
519100	Retirement Contribution	2,687,969	0	98,447	61,046	20,586	221,950	3,089,998
519200	FICA Contribution	2,516,457	0	92,163	57,146	19,272	207,790	2,892,828
519300	Health Insurance Contribution	4,438,889	0	162,575	100,806	33,995	366,549	5,102,814
519400	Life Insurance Contribution	52,986	0	1,941	1,201	406	4,378	60,912
519800	Workers Compensation	0	0	16,339	12,774	3,809	46,458	79,380
	<b>SUBTOTAL BENEFITS</b>	<b>9,696,301</b>	<b>0</b>	<b>371,465</b>	<b>232,973</b>	<b>78,068</b>	<b>847,125</b>	<b>11,225,932</b>
	<b>TOTAL PERSONAL SERVICES</b>	<b>59,551,181</b>	<b>0</b>	<b>2,073,794</b>	<b>1,288,533</b>	<b>434,036</b>	<b>4,685,207</b>	<b>68,032,751</b>
521000	Operating Expense	2,311,063	0	850,446	0	103,816	0	3,265,325
540000	Travel	67,530	0	70,433	0	8,208	0	146,171
550000	Capital Outlay	87,000	0	952	0	0	0	87,952
	<b>TOTAL NET OPERATING EXPENSES</b>	<b>2,465,593</b>	<b>0</b>	<b>921,831</b>	<b>0</b>	<b>112,024</b>	<b>0</b>	<b>3,499,448</b>
	<b>SUB PROGRAM TOTAL</b>	<b>62,016,774</b>	<b>0</b>	<b>2,995,625</b>	<b>1,288,533</b>	<b>546,060</b>	<b>4,685,207</b>	<b>71,532,199</b>

**EXPENDITURE SUMMARY**  
**2014-2015 GENERAL OPERATING BUDGET**  
**UNIVERSITY OF NEBRASKA - LINCOLN**  
**EXCLUDING IANR AND NCTA**

SUBPROGRAM #/NAME 06 College of Business Administration

ACCOUNT	DESCRIPTION	UNRESTRICTED	DESIGNATED AND/OR RESTRICTED					TOTAL
		STATE AND UNIVERSITY GENERATED	CASH	REVOLVING	FEDERAL	AUXILIARIES AND SERVICES	TRUST	
511000	FACULTY							
	Professor	3,991,513	0	0	0	0	433,998	4,425,511
	Associate Professor	2,582,965	0	0	0	0	0	2,582,965
	Assistant Professor	3,733,675	0	0	0	0	57,626	3,791,301
	Other	1,530,884	0	0	0	0	10,000	1,540,884
	<b>SUBTOTAL FACULTY</b>	<b>11,839,037</b>	<b>0</b>	<b>0</b>	<b>0</b>	<b>0</b>	<b>501,624</b>	<b>12,340,661</b>
512100	Other Administrators	1,309,346	0	0	0	0	168,689	1,478,035
512000	Chairpersons	231,405	0	0	0	0	0	231,405
513000	Managerial/Professional	1,336,690	0	0	0	0	58,868	1,395,558
514000	Clerical/Technical/Service	341,316	0	12,667	0	0	70,321	424,304
515000	Other Academic	590,495	0	0	0	0	0	590,495
516000	Student Wages	113,950	0	0	0	0	0	113,950
	<b>SUBTOTAL NONFACULTY</b>	<b>3,923,202</b>	<b>0</b>	<b>12,667</b>	<b>0</b>	<b>0</b>	<b>297,878</b>	<b>4,233,747</b>
	<b>SUBTOTAL SALARIES &amp; WAGES</b>	<b>15,762,239</b>	<b>0</b>	<b>12,667</b>	<b>0</b>	<b>0</b>	<b>799,502</b>	<b>16,574,408</b>
519100	Retirement Contribution	664,427	0	733	0	0	46,230	711,390
519200	FICA Contribution	622,032	0	686	0	0	43,287	666,005
519300	Health Insurance Contribution	1,097,229	0	1,210	0	0	76,363	1,174,802
519400	Life Insurance Contribution	13,098	0	14	0	0	910	14,022
519800	Workers Compensation	0	0	122	0	0	9,691	9,813
	<b>SUBTOTAL BENEFITS</b>	<b>2,396,786</b>	<b>0</b>	<b>2,765</b>	<b>0</b>	<b>0</b>	<b>176,481</b>	<b>2,576,032</b>
	<b>TOTAL PERSONAL SERVICES</b>	<b>18,159,025</b>	<b>0</b>	<b>15,432</b>	<b>0</b>	<b>0</b>	<b>975,983</b>	<b>19,150,440</b>
521000	Operating Expense	1,829,091	0	202,000	0	440,000	0	2,471,091
540000	Travel	33,276	0	0	0	0	0	33,276
550000	Capital Outlay	28,565	0	0	0	0	0	28,565
	<b>TOTAL NET OPERATING EXPENSES</b>	<b>1,890,932</b>	<b>0</b>	<b>202,000</b>	<b>0</b>	<b>440,000</b>	<b>0</b>	<b>2,532,932</b>
	<b>SUB PROGRAM TOTAL</b>	<b>20,049,957</b>	<b>0</b>	<b>217,432</b>	<b>0</b>	<b>440,000</b>	<b>975,983</b>	<b>21,683,372</b>

**EXPENDITURE SUMMARY**  
**2014-2015 GENERAL OPERATING BUDGET**  
**UNIVERSITY OF NEBRASKA - LINCOLN**  
**EXCLUDING IANR AND NCTA**

SUBPROGRAM #/NAME 07 College of Fine and Performing Arts

ACCOUNT	DESCRIPTION	UNRESTRICTED	DESIGNATED AND/OR RESTRICTED					TOTAL
		STATE AND UNIVERSITY GENERATED	CASH	REVOLVING	FEDERAL	AUXILIARIES AND SERVICES	TRUST	
511000	FACULTY							
	Professor	2,130,180	0	0	0	0	66,000	2,196,180
	Associate Professor	2,277,309	0	0	0	0	0	2,277,309
	Assistant Professor	1,160,486	0	0	0	0	60,000	1,220,486
	Other	554,515	0	0	0	0	0	554,515
	<b>SUBTOTAL FACULTY</b>	<b>6,122,490</b>	<b>0</b>	<b>0</b>	<b>0</b>	<b>0</b>	<b>126,000</b>	<b>6,248,490</b>
512100	Other Administrators	618,737	0	0	0	0	20,000	638,737
512000	Chairpersons	178,793	0	0	0	0	0	178,793
513000	Managerial/Professional	856,616	0	0	0	117,023	6,321	979,960
514000	Clerical/Technical/Service	399,633	0	0	0	37,278	0	436,911
515000	Other Academic	785,264	0	0	0	0	0	785,264
516000	Student Wages	33,495	0	71,431	0	39,542	0	144,468
	<b>SUBTOTAL NONFACULTY</b>	<b>2,872,538</b>	<b>0</b>	<b>71,431</b>	<b>0</b>	<b>193,843</b>	<b>26,321</b>	<b>3,164,133</b>
	<b>SUBTOTAL SALARIES &amp; WAGES</b>	<b>8,995,028</b>	<b>0</b>	<b>71,431</b>	<b>0</b>	<b>193,843</b>	<b>152,321</b>	<b>9,412,623</b>
519100	Retirement Contribution	513,677	0	4,132	0	11,210	8,809	537,828
519200	FICA Contribution	480,901	0	3,867	0	10,495	8,246	503,509
519300	Health Insurance Contribution	848,283	0	6,821	0	18,512	14,548	888,164
519400	Life Insurance Contribution	10,125	0	82	0	221	173	10,601
519800	Workers Compensation	0	0	684	0	2,074	1,843	4,601
	<b>SUBTOTAL BENEFITS</b>	<b>1,852,986</b>	<b>0</b>	<b>15,586</b>	<b>0</b>	<b>42,512</b>	<b>33,619</b>	<b>1,944,703</b>
	<b>TOTAL PERSONAL SERVICES</b>	<b>10,848,014</b>	<b>0</b>	<b>87,017</b>	<b>0</b>	<b>236,355</b>	<b>185,940</b>	<b>11,357,326</b>
521000	Operating Expense	134,099	0	267,122	0	217,250	0	618,471
540000	Travel	5,814	0	18,000	0	7,000	0	30,814
	<b>TOTAL NET OPERATING EXPENSES</b>	<b>139,913</b>	<b>0</b>	<b>285,122</b>	<b>0</b>	<b>224,250</b>	<b>0</b>	<b>649,285</b>
	<b>SUB PROGRAM TOTAL</b>	<b>10,987,927</b>	<b>0</b>	<b>372,139</b>	<b>0</b>	<b>460,605</b>	<b>185,940</b>	<b>12,006,611</b>

**EXPENDITURE SUMMARY**  
**2014-2015 GENERAL OPERATING BUDGET**  
**UNIVERSITY OF NEBRASKA - LINCOLN**  
**EXCLUDING IANR AND NCTA**

SUBPROGRAM #/NAME 11

College of Engineering and Technology

**UNRESTRICTED**

**DESIGNATED AND/OR RESTRICTED**

**STATE AND  
UNIVERSITY  
GENERATED**

**CASH      REVOLVING      FEDERAL      AUXILIARIES  
AND SERVICES      TRUST**

**TOTAL**

ACCOUNT	DESCRIPTION	STATE AND UNIVERSITY GENERATED	CASH	REVOLVING	FEDERAL	AUXILIARIES AND SERVICES	TRUST	TOTAL
511000 FACULTY								
	Professor	7,450,631	0	10,000	0	0	197,500	7,658,131
	Associate Professor	4,729,529	0	109,794	0	0	0	4,839,323
	Assistant Professor	2,135,700	0	0	0	0	0	2,135,700
	Other	2,756,179	0	0	0	0	0	2,756,179
	<b>SUBTOTAL FACULTY</b>	<b>17,072,039</b>	<b>0</b>	<b>119,794</b>	<b>0</b>	<b>0</b>	<b>197,500</b>	<b>17,389,333</b>
512100	Other Administrators	1,414,376	0	11,194	0	0	0	1,425,570
512000	Chairpersons	409,657	0	0	0	0	0	409,657
513000	Managerial/Professional	4,156,919	0	681,308	0	0	0	4,838,227
514000	Clerical/Technical/Service	1,682,440	0	178,172	0	0	27,997	1,888,609
515000	Other Academic	1,244,155	0	0	0	0	0	1,244,155
516000	Student Wages	137,251	0	5,879	0	0	0	143,130
	<b>SUBTOTAL NONFACULTY</b>	<b>9,044,798</b>	<b>0</b>	<b>876,553</b>	<b>0</b>	<b>0</b>	<b>27,997</b>	<b>9,949,348</b>
	<b>SUBTOTAL SALARIES &amp; WAGES</b>	<b>26,116,837</b>	<b>0</b>	<b>996,347</b>	<b>0</b>	<b>0</b>	<b>225,497</b>	<b>27,338,681</b>
519100	Retirement Contribution	1,207,754	0	57,619	0	0	13,904	1,279,277
519200	FICA Contribution	1,130,690	0	53,942	0	0	13,016	1,197,648
519300	Health Insurance Contribution	1,994,476	0	95,152	0	0	22,969	2,112,597
519400	Life Insurance Contribution	23,808	0	1,136	0	0	272	25,216
519800	Workers Compensation	0	0	9,565	0	0	2,914	12,479
	<b>SUBTOTAL BENEFITS</b>	<b>4,356,728</b>	<b>0</b>	<b>217,414</b>	<b>0</b>	<b>0</b>	<b>53,075</b>	<b>4,627,217</b>
	<b>TOTAL PERSONAL SERVICES</b>	<b>30,473,565</b>	<b>0</b>	<b>1,213,761</b>	<b>0</b>	<b>0</b>	<b>278,572</b>	<b>31,965,898</b>
521000	Operating Expense	135,717	0	347,850	0	0	0	483,567
540000	Travel	84,950	0	0	0	0	0	84,950
550000	Capital Outlay	52,201	0	57,250	0	0	0	109,451
560000	Government Aid	547,286	0	0	0	0	0	547,286
	<b>TOTAL NET OPERATING EXPENSES</b>	<b>820,154</b>	<b>0</b>	<b>405,100</b>	<b>0</b>	<b>0</b>	<b>0</b>	<b>1,225,254</b>
	<b>SUB PROGRAM TOTAL</b>	<b>31,293,719</b>	<b>0</b>	<b>1,618,861</b>	<b>0</b>	<b>0</b>	<b>278,572</b>	<b>33,191,152</b>

**EXPENDITURE SUMMARY**  
**2014-2015 GENERAL OPERATING BUDGET**  
**UNIVERSITY OF NEBRASKA - LINCOLN**  
**EXCLUDING IANR AND NCTA**

SUBPROGRAM #/NAME 12      Research

ACCOUNT	DESCRIPTION	UNRESTRICTED	DESIGNATED AND/OR RESTRICTED					TOTAL
		STATE AND UNIVERSITY GENERATED	CASH	REVOLVING	FEDERAL	AUXILIARIES AND SERVICES	TRUST	
511000	FACULTY							
	Professor	0	79,003	0	0	0	0	79,003
	Associate Professor	0	0	0	0	0	0	0
	Assistant Professor	0	0	0	46,781	0	11,695	58,476
	Other	0	0	0	66,612	0	0	66,612
	<b>SUBTOTAL FACULTY</b>	<b>0</b>	<b>79,003</b>	<b>0</b>	<b>113,393</b>	<b>0</b>	<b>11,695</b>	<b>204,091</b>
512100	Other Administrators	462,657	932,152	0	61,795	0	32,990	1,489,594
513000	Managerial/Professional	1,246,706	1,804,445	39,584	157,903	0	235,751	3,484,389
514000	Clerical/Technical/Service	183,527	35,106	0	81,774	0	0	300,407
	<b>SUBTOTAL NONFACULTY</b>	<b>1,892,890</b>	<b>2,771,703</b>	<b>39,584</b>	<b>301,472</b>	<b>0</b>	<b>268,741</b>	<b>5,274,390</b>
	<b>SUBTOTAL SALARIES &amp; WAGES</b>	<b>1,892,890</b>	<b>2,850,706</b>	<b>39,584</b>	<b>414,865</b>	<b>0</b>	<b>280,436</b>	<b>5,478,481</b>
519100	Retirement Contribution	102,846	0	2,289	23,992	0	16,217	145,344
519200	FICA Contribution	96,285	0	2,143	22,461	0	15,182	136,071
519300	Health Insurance Contribution	169,840	0	3,780	39,620	0	26,782	240,022
519400	Life Insurance Contribution	2,028	0	45	473	0	320	2,866
519800	Workers Compensation	0	0	380	5,021	0	3,393	8,794
	<b>SUBTOTAL BENEFITS</b>	<b>370,999</b>	<b>0</b>	<b>8,637</b>	<b>91,567</b>	<b>0</b>	<b>61,894</b>	<b>533,097</b>
	<b>TOTAL PERSONAL SERVICES</b>	<b>2,263,889</b>	<b>2,850,706</b>	<b>48,221</b>	<b>506,432</b>	<b>0</b>	<b>342,330</b>	<b>6,011,578</b>
521000	Operating Expense	1,887	0	0	0	0	0	1,887
	<b>TOTAL NET OPERATING EXPENSES</b>	<b>1,887</b>	<b>0</b>	<b>0</b>	<b>0</b>	<b>0</b>	<b>0</b>	<b>1,887</b>
	<b>SUB PROGRAM TOTAL</b>	<b>2,265,776</b>	<b>2,850,706</b>	<b>48,221</b>	<b>506,432</b>	<b>0</b>	<b>342,330</b>	<b>6,013,465</b>

**EXPENDITURE SUMMARY**  
**2014-2015 GENERAL OPERATING BUDGET**  
**UNIVERSITY OF NEBRASKA - LINCOLN**  
**EXCLUDING IANR AND NCTA**

SUBPROGRAM #/NAME 14 College of Journalism and Mass Communication

ACCOUNT	DESCRIPTION	UNRESTRICTED	DESIGNATED AND/OR RESTRICTED					TOTAL
		STATE AND UNIVERSITY GENERATED	CASH	REVOLVING	FEDERAL	AUXILIARIES AND SERVICES	TRUST	
511000	FACULTY							
	Professor	1,209,505	0	0	0	0	75,000	1,284,505
	Associate Professor	787,249	0	0	0	0	0	787,249
	Assistant Professor	556,758	0	0	0	0	0	556,758
	Other	285,139	0	0	0	0	0	285,139
	<b>SUBTOTAL FACULTY</b>	<b>2,838,651</b>	<b>0</b>	<b>0</b>	<b>0</b>	<b>0</b>	<b>75,000</b>	<b>2,913,651</b>
512100	Other Administrators	296,270	0	0	0	0	0	296,270
512000	Chairpersons	15,000	0	0	0	0	0	15,000
513000	Managerial/Professional	286,238	0	0	0	0	0	286,238
514000	Clerical/Technical/Service	151,182	0	0	0	0	0	151,182
515000	Other Academic	69,882	0	0	0	0	0	69,882
516000	Student Wages	64,338	0	0	0	0	0	64,338
517000	Supplemental Salaries & Wages	5,815	0	0	0	0	0	5,815
	<b>SUBTOTAL NONFACULTY</b>	<b>888,725</b>	<b>0</b>	<b>0</b>	<b>0</b>	<b>0</b>	<b>0</b>	<b>888,725</b>
	<b>SUBTOTAL SALARIES &amp; WAGES</b>	<b>3,727,376</b>	<b>0</b>	<b>0</b>	<b>0</b>	<b>0</b>	<b>75,000</b>	<b>3,802,376</b>
519100	Retirement Contribution	209,024	0	0	0	0	4,336	213,360
519200	FICA Contribution	195,688	0	0	0	0	4,059	199,747
519300	Health Insurance Contribution	345,181	0	0	0	0	7,163	352,344
519400	Life Insurance Contribution	4,122	0	0	0	0	84	4,206
519800	Workers Compensation	0	0	0	0	0	908	908
	<b>SUBTOTAL BENEFITS</b>	<b>754,015</b>	<b>0</b>	<b>0</b>	<b>0</b>	<b>0</b>	<b>16,550</b>	<b>770,565</b>
	<b>TOTAL PERSONAL SERVICES</b>	<b>4,481,391</b>	<b>0</b>	<b>0</b>	<b>0</b>	<b>0</b>	<b>91,550</b>	<b>4,572,941</b>
521000	Operating Expense	189,052	0	56,089	0	0	15,000	260,141
540000	Travel	240	0	0	0	0	0	240
	<b>TOTAL NET OPERATING EXPENSES</b>	<b>189,292</b>	<b>0</b>	<b>56,089</b>	<b>0</b>	<b>0</b>	<b>15,000</b>	<b>260,381</b>
	<b>SUB PROGRAM TOTAL</b>	<b>4,670,683</b>	<b>0</b>	<b>56,089</b>	<b>0</b>	<b>0</b>	<b>106,550</b>	<b>4,833,322</b>

**EXPENDITURE SUMMARY**  
**2014-2015 GENERAL OPERATING BUDGET**  
**UNIVERSITY OF NEBRASKA - LINCOLN**  
**EXCLUDING IANR AND NCTA**

SUBPROGRAM #/NAME 15 College of Law

ACCOUNT	DESCRIPTION	UNRESTRICTED	DESIGNATED AND/OR RESTRICTED					TOTAL
		STATE AND UNIVERSITY GENERATED	CASH	REVOLVING	FEDERAL	AUXILIARIES AND SERVICES	TRUST	
511000	FACULTY							
	Professor	3,909,154	0	0	0	0	203,130	4,112,284
	Associate Professor	565,334	0	0	0	0	0	565,334
	Assistant Professor	888,726	0	0	0	0	0	888,726
	Other	228,289	0	40,961	0	0	0	269,250
	<b>SUBTOTAL FACULTY</b>	<b>5,591,503</b>	<b>0</b>	<b>40,961</b>	<b>0</b>	<b>0</b>	<b>203,130</b>	<b>5,835,594</b>
512100	Other Administrators	637,281	0	0	0	0	10,000	647,281
512000	Chairpersons	22,101	0	13,808	0	0	0	35,909
513000	Managerial/Professional	105,574	0	90,766	0	0	33,072	229,412
514000	Clerical/Technical/Service	398,995	0	90,286	0	26,392	14,287	529,960
	<b>SUBTOTAL NONFACULTY</b>	<b>1,163,951</b>	<b>0</b>	<b>194,860</b>	<b>0</b>	<b>26,392</b>	<b>57,359</b>	<b>1,442,562</b>
	<b>SUBTOTAL SALARIES &amp; WAGES</b>	<b>6,755,454</b>	<b>0</b>	<b>235,821</b>	<b>0</b>	<b>26,392</b>	<b>260,489</b>	<b>7,278,156</b>
519100	Retirement Contribution	376,328	0	13,637	0	1,526	15,060	406,551
519200	FICA Contribution	352,316	0	12,768	0	1,429	14,101	380,614
519300	Health Insurance Contribution	621,465	0	22,521	0	2,520	24,880	671,386
519400	Life Insurance Contribution	7,419	0	269	0	30	294	8,012
519800	Workers Compensation	0	0	2,264	0	282	3,157	5,703
	<b>SUBTOTAL BENEFITS</b>	<b>1,357,528</b>	<b>0</b>	<b>51,459</b>	<b>0</b>	<b>5,787</b>	<b>57,492</b>	<b>1,472,266</b>
	<b>TOTAL PERSONAL SERVICES</b>	<b>8,112,982</b>	<b>0</b>	<b>287,280</b>	<b>0</b>	<b>32,179</b>	<b>317,981</b>	<b>8,750,422</b>
521000	Operating Expense	57,685	0	141,861	0	0	0	199,546
540000	Travel	5,630	0	6,230	0	0	0	11,860
550000	Capital Outlay	233,139	0	560,000	0	0	0	793,139
	<b>TOTAL NET OPERATING EXPENSES</b>	<b>296,454</b>	<b>0</b>	<b>708,091</b>	<b>0</b>	<b>0</b>	<b>0</b>	<b>1,004,545</b>
	<b>SUB PROGRAM TOTAL</b>	<b>8,409,436</b>	<b>0</b>	<b>995,371</b>	<b>0</b>	<b>32,179</b>	<b>317,981</b>	<b>9,754,967</b>

**EXPENDITURE SUMMARY**  
**2014-2015 GENERAL OPERATING BUDGET**  
**UNIVERSITY OF NEBRASKA - LINCOLN**  
**EXCLUDING IANR AND NCTA**

SUBPROGRAM #/NAME 16 University Libraries

ACCOUNT	DESCRIPTION	UNRESTRICTED STATE AND UNIVERSITY GENERATED	DESIGNATED AND/OR RESTRICTED				TOTAL	
			CASH	REVOLVING	FEDERAL	AUXILIARIES AND SERVICES		TRUST
511000 FACULTY								
	Professor	1,087,947	0	0	0	0	0	1,087,947
	Associate Professor	1,050,659	0	0	0	0	26,076	1,076,735
	Assistant Professor	434,111	0	0	0	0	26,520	460,631
	Other	37,336	0	0	0	0	0	37,336
	<b>SUBTOTAL FACULTY</b>	<b>2,610,053</b>	<b>0</b>	<b>0</b>	<b>0</b>	<b>0</b>	<b>52,596</b>	<b>2,662,649</b>
512100	Other Administrators	406,885	0	0	0	0	0	406,885
512000	Chairpersons	216,840	0	0	0	0	0	216,840
513000	Managerial/Professional	1,413,415	0	43,744	0	0	0	1,457,159
514000	Clerical/Technical/Service	1,781,701	0	29,077	0	0	39,392	1,850,170
516000	Student Wages	468,417	0	18,814	0	0	0	487,231
	<b>SUBTOTAL NONFACULTY</b>	<b>4,287,258</b>	<b>0</b>	<b>91,635</b>	<b>0</b>	<b>0</b>	<b>39,392</b>	<b>4,418,285</b>
	<b>SUBTOTAL SALARIES &amp; WAGES</b>	<b>6,897,311</b>	<b>0</b>	<b>91,635</b>	<b>0</b>	<b>0</b>	<b>91,988</b>	<b>7,080,934</b>
519100	Retirement Contribution	387,094	0	5,300	0	0	5,320	397,714
519200	FICA Contribution	362,395	0	4,961	0	0	4,981	372,337
519300	Health Insurance Contribution	639,245	0	8,752	0	0	8,785	656,782
519400	Life Insurance Contribution	7,631	0	104	0	0	105	7,840
519800	Workers Compensation	0	0	878	0	0	1,114	1,992
	<b>SUBTOTAL BENEFITS</b>	<b>1,396,365</b>	<b>0</b>	<b>19,995</b>	<b>0</b>	<b>0</b>	<b>20,305</b>	<b>1,436,665</b>
	<b>TOTAL PERSONAL SERVICES</b>	<b>8,293,676</b>	<b>0</b>	<b>111,630</b>	<b>0</b>	<b>0</b>	<b>112,293</b>	<b>8,517,599</b>
521000	Operating Expense	503,876	2,000,000	157,500	0	10,000	0	2,671,376
540000	Travel	3,852	0	2,600	0	0	0	6,452
550000	Capital Outlay	2,374,316	0	2,451,807	0	0	0	4,826,123
	<b>TOTAL NET OPERATING EXPENSES</b>	<b>2,882,044</b>	<b>2,000,000</b>	<b>2,611,907</b>	<b>0</b>	<b>10,000</b>	<b>0</b>	<b>7,503,951</b>
	<b>SUB PROGRAM TOTAL</b>	<b>11,175,720</b>	<b>2,000,000</b>	<b>2,723,537</b>	<b>0</b>	<b>10,000</b>	<b>112,293</b>	<b>16,021,550</b>



**EXPENDITURE SUMMARY**  
**2014-2015 GENERAL OPERATING BUDGET**  
**UNIVERSITY OF NEBRASKA - LINCOLN**  
**EXCLUDING IANR AND NCTA**

SUBPROGRAM #/NAME 17 College of Education and Human Sciences

ACCOUNT	DESCRIPTION	UNRESTRICTED	DESIGNATED AND/OR RESTRICTED					TOTAL
		STATE AND UNIVERSITY GENERATED	CASH	REVOLVING	FEDERAL	AUXILIARIES AND SERVICES	TRUST	
511000	FACULTY							
	Professor	4,582,354	0	0	28,168	0	426,194	5,036,716
	Associate Professor	2,826,789	0	229,684	208,912	125,621	142,107	3,533,113
	Assistant Professor	1,797,533	0	372,181	18,929	0	408,375	2,597,018
	Other	1,343,395	0	503,640	0	79,332	62,907	1,989,274
	<b>SUBTOTAL FACULTY</b>	<b>10,550,071</b>	<b>0</b>	<b>1,105,505</b>	<b>256,009</b>	<b>204,953</b>	<b>1,039,583</b>	<b>13,156,121</b>
512100	Other Administrators	821,960	0	0	11,133	313,830	93,000	1,239,923
512000	Chairpersons	390,035	0	0	0	0	100,739	490,774
513000	Managerial/Professional	1,576,803	0	471,490	313,280	363,549	1,167,005	3,892,127
514000	Clerical/Technical/Service	761,122	0	158,326	65,557	175,084	231,618	1,391,707
515000	Other Academic	929,672	0	13,549	0	87,398	0	1,030,619
516000	Student Wages	75,889	0	20,544	0	4,534	0	100,967
	<b>SUBTOTAL NONFACULTY</b>	<b>4,555,481</b>	<b>0</b>	<b>663,909</b>	<b>389,970</b>	<b>944,395</b>	<b>1,592,362</b>	<b>8,146,117</b>
	<b>SUBTOTAL SALARIES &amp; WAGES</b>	<b>15,105,552</b>	<b>0</b>	<b>1,769,414</b>	<b>645,979</b>	<b>1,149,348</b>	<b>2,631,945</b>	<b>21,302,238</b>
519100	Retirement Contribution	838,408	0	102,326	37,358	66,466	152,201	1,196,759
519200	FICA Contribution	784,913	0	95,797	34,973	62,225	142,493	1,120,401
519300	Health Insurance Contribution	1,384,542	0	168,978	61,692	109,763	251,354	1,976,329
519400	Life Insurance Contribution	16,528	0	2,017	738	1,309	3,004	23,596
519800	Workers Compensation	0	0	16,986	7,817	12,298	31,854	68,955
	<b>SUBTOTAL BENEFITS</b>	<b>3,024,391</b>	<b>0</b>	<b>386,104</b>	<b>142,578</b>	<b>252,061</b>	<b>580,906</b>	<b>4,386,040</b>
	<b>TOTAL PERSONAL SERVICES</b>	<b>18,129,943</b>	<b>0</b>	<b>2,155,518</b>	<b>788,557</b>	<b>1,401,409</b>	<b>3,212,851</b>	<b>25,688,278</b>
521000	Operating Expense	1,252,340	0	558,286	0	316,823	0	2,127,449
540000	Travel	74,540	0	42,726	0	11,631	0	128,897
550000	Capital Outlay	92,393	0	0	0	0	0	92,393
	<b>TOTAL NET OPERATING EXPENSES</b>	<b>1,419,273</b>	<b>0</b>	<b>601,012</b>	<b>0</b>	<b>328,454</b>	<b>0</b>	<b>2,348,739</b>
	<b>SUB PROGRAM TOTAL</b>	<b>19,549,216</b>	<b>0</b>	<b>2,756,530</b>	<b>788,557</b>	<b>1,729,863</b>	<b>3,212,851</b>	<b>28,037,017</b>

**EXPENDITURE SUMMARY**  
**2014-2015 GENERAL OPERATING BUDGET**  
**UNIVERSITY OF NEBRASKA - LINCOLN**  
**EXCLUDING IANR AND NCTA**

**SUBPROGRAM #/NAME 20 Academic Services & Enrollment Management**

ACCOUNT	DESCRIPTION	UNRESTRICTED	DESIGNATED AND/OR RESTRICTED					TOTAL
		STATE AND UNIVERSITY GENERATED	CASH	REVOLVING	FEDERAL	AUXILIARIES AND SERVICES	TRUST	
512100	Other Administrators	989,434	0	0	0	0	0	989,434
512000	Chairpersons	6,775	0	0	0	0	0	6,775
513000	Managerial/Professional	2,837,983	0	1,644,434	0	0	0	4,482,417
514000	Clerical/Technical/Service	1,241,450	0	209,895	0	0	0	1,451,345
515000	Other Academic	95,175	0	10,849	0	0	0	106,024
516000	Student Wages	227,346	0	142,457	0	0	0	369,803
517000	Supplemental Salaries & Wages	0	0	6,616	0	0	0	6,616
	<b>SUBTOTAL NONFACULTY</b>	<b>5,398,163</b>	<b>0</b>	<b>2,014,251</b>	<b>0</b>	<b>0</b>	<b>0</b>	<b>7,412,414</b>
	<b>SUBTOTAL SALARIES &amp; WAGES</b>	<b>5,398,163</b>	<b>0</b>	<b>2,014,251</b>	<b>0</b>	<b>0</b>	<b>0</b>	<b>7,412,414</b>
519100	Retirement Contribution	312,177	0	116,484	0	0	0	428,661
519200	FICA Contribution	292,256	0	109,051	0	0	0	401,307
519300	Health Insurance Contribution	515,524	0	192,361	0	0	0	707,885
519400	Life Insurance Contribution	6,154	0	2,297	0	0	0	8,451
519800	Workers Compensation	0	0	19,336	0	0	0	19,336
	<b>SUBTOTAL BENEFITS</b>	<b>1,126,111</b>	<b>0</b>	<b>439,529</b>	<b>0</b>	<b>0</b>	<b>0</b>	<b>1,565,640</b>
	<b>TOTAL PERSONAL SERVICES</b>	<b>6,524,274</b>	<b>0</b>	<b>2,453,780</b>	<b>0</b>	<b>0</b>	<b>0</b>	<b>8,978,054</b>
521000	Operating Expense	487,832	0	1,504,850	0	0	0	1,992,682
540000	Travel	18,045	0	0	0	0	0	18,045
	<b>TOTAL NET OPERATING EXPENSES</b>	<b>505,877</b>	<b>0</b>	<b>1,504,850</b>	<b>0</b>	<b>0</b>	<b>0</b>	<b>2,010,727</b>
	<b>SUB PROGRAM TOTAL</b>	<b>7,030,151</b>	<b>0</b>	<b>3,958,630</b>	<b>0</b>	<b>0</b>	<b>0</b>	<b>10,988,781</b>

**EXPENDITURE SUMMARY**  
**2014-2015 GENERAL OPERATING BUDGET**  
**UNIVERSITY OF NEBRASKA - LINCOLN**  
**EXCLUDING IANR AND NCTA**

SUBPROGRAM #/NAME 21 Summer Sessions

ACCOUNT	DESCRIPTION	UNRESTRICTED	DESIGNATED AND/OR RESTRICTED					TOTAL
		STATE AND UNIVERSITY GENERATED	CASH	REVOLVING	FEDERAL	AUXILIARIES AND SERVICES	TRUST	
	Other	3,855,527	0	0	0	0	0	3,855,527
	<b>SUBTOTAL FACULTY</b>	<b>3,855,527</b>	<b>0</b>	<b>0</b>	<b>0</b>	<b>0</b>	<b>0</b>	<b>3,855,527</b>
515000	Other Academic	355,113	0	0	0	0	0	355,113
516000	Student Wages	88,292	0	0	0	0	0	88,292
	<b>SUBTOTAL NONFACULTY</b>	<b>443,405</b>	<b>0</b>	<b>0</b>	<b>0</b>	<b>0</b>	<b>0</b>	<b>443,405</b>
	<b>SUBTOTAL SALARIES &amp; WAGES</b>	<b>4,298,932</b>	<b>0</b>	<b>0</b>	<b>0</b>	<b>0</b>	<b>0</b>	<b>4,298,932</b>
519100	Retirement Contribution	248,607	0	0	0	0	0	248,607
519200	FICA Contribution	232,744	0	0	0	0	0	232,744
519300	Health Insurance Contribution	410,548	0	0	0	0	0	410,548
519400	Life Insurance Contribution	4,901	0	0	0	0	0	4,901
	<b>SUBTOTAL BENEFITS</b>	<b>896,800</b>	<b>0</b>	<b>0</b>	<b>0</b>	<b>0</b>	<b>0</b>	<b>896,800</b>
	<b>TOTAL PERSONAL SERVICES</b>	<b>5,195,732</b>	<b>0</b>	<b>0</b>	<b>0</b>	<b>0</b>	<b>0</b>	<b>5,195,732</b>
521000	Operating Expense	-7,897	0	0	0	0	0	-7,897
540000	Travel	19,366	0	0	0	0	0	19,366
	<b>TOTAL NET OPERATING EXPENSES</b>	<b>11,469</b>	<b>0</b>	<b>0</b>	<b>0</b>	<b>0</b>	<b>0</b>	<b>11,469</b>
	<b>SUB PROGRAM TOTAL</b>	<b>5,207,201</b>	<b>0</b>	<b>0</b>	<b>0</b>	<b>0</b>	<b>0</b>	<b>5,207,201</b>

**EXPENDITURE SUMMARY**  
**2014-2015 GENERAL OPERATING BUDGET**  
**UNIVERSITY OF NEBRASKA - LINCOLN**  
**EXCLUDING IANR AND NCTA**

SUBPROGRAM #/NAME 22 Other Instruction or Research

ACCOUNT	DESCRIPTION	UNRESTRICTED	DESIGNATED AND/OR RESTRICTED					TOTAL
		STATE AND UNIVERSITY GENERATED	CASH	REVOLVING	FEDERAL	AUXILIARIES AND SERVICES	TRUST	
514000	Clerical/Technical/Service	69,456	0	0	0	0	0	69,456
516000	Student Wages	150,470	0	0	0	0	0	150,470
	<b>SUBTOTAL NONFACULTY</b>	<b>219,926</b>	<b>0</b>	<b>0</b>	<b>0</b>	<b>0</b>	<b>0</b>	<b>219,926</b>
	<b>SUBTOTAL SALARIES &amp; WAGES</b>	<b>219,926</b>	<b>0</b>	<b>0</b>	<b>0</b>	<b>0</b>	<b>0</b>	<b>219,926</b>
519100	Retirement Contribution	30,524	0	0	0	0	0	30,524
519200	FICA Contribution	28,576	0	0	0	0	0	28,576
519300	Health Insurance Contribution	50,406	0	0	0	0	0	50,406
519400	Life Insurance Contribution	603	0	0	0	0	0	603
	<b>SUBTOTAL BENEFITS</b>	<b>110,109</b>	<b>0</b>	<b>0</b>	<b>0</b>	<b>0</b>	<b>0</b>	<b>110,109</b>
	<b>TOTAL PERSONAL SERVICES</b>	<b>330,035</b>	<b>0</b>	<b>0</b>	<b>0</b>	<b>0</b>	<b>0</b>	<b>330,035</b>
521000	Operating Expense	725,954	0	9,550,018	0	0	0	10,275,972
540000	Travel	864	0	0	0	0	0	864
	<b>TOTAL NET OPERATING EXPENSES</b>	<b>726,818</b>	<b>0</b>	<b>9,550,018</b>	<b>0</b>	<b>0</b>	<b>0</b>	<b>10,276,836</b>
	<b>SUB PROGRAM TOTAL</b>	<b>1,056,853</b>	<b>0</b>	<b>9,550,018</b>	<b>0</b>	<b>0</b>	<b>0</b>	<b>10,606,871</b>

**EXPENDITURE SUMMARY**  
**2014-2015 GENERAL OPERATING BUDGET**  
**UNIVERSITY OF NEBRASKA - LINCOLN**  
**EXCLUDING IANR AND NCTA**

SUBPROGRAM #/NAME 23 Student Aid

ACCOUNT	DESCRIPTION	UNRESTRICTED	DESIGNATED AND/OR RESTRICTED					TOTAL
		STATE AND UNIVERSITY GENERATED	CASH	REVOLVING	FEDERAL	AUXILIARIES AND SERVICES	TRUST	
512100	Other Administrators	0	0	0	30,298	0	0	30,298
	<b>SUBTOTAL NONFACULTY</b>	<b>0</b>	<b>0</b>	<b>0</b>	<b>30,298</b>	<b>0</b>	<b>0</b>	<b>30,298</b>
	<b>SUBTOTAL SALARIES &amp; WAGES</b>	<b>0</b>	<b>0</b>	<b>0</b>	<b>30,298</b>	<b>0</b>	<b>0</b>	<b>30,298</b>
519100	Retirement Contribution	0	0	0	1,752	0	0	1,752
519200	FICA Contribution	0	0	0	1,640	0	0	1,640
519300	Health Insurance Contribution	0	0	0	2,893	0	0	2,893
519400	Life Insurance Contribution	0	0	0	35	0	0	35
519800	Workers Compensation	0	0	0	367	0	0	367
	<b>SUBTOTAL BENEFITS</b>	<b>0</b>	<b>0</b>	<b>0</b>	<b>6,687</b>	<b>0</b>	<b>0</b>	<b>6,687</b>
	<b>TOTAL PERSONAL SERVICES</b>	<b>0</b>	<b>0</b>	<b>0</b>	<b>36,985</b>	<b>0</b>	<b>0</b>	<b>36,985</b>
521000	Operating Expense	6,133,778	0	0	0	0	0	6,133,778
	<b>TOTAL NET OPERATING EXPENSES</b>	<b>6,133,778</b>	<b>0</b>	<b>0</b>	<b>0</b>	<b>0</b>	<b>0</b>	<b>6,133,778</b>
	<b>SUB PROGRAM TOTAL</b>	<b>6,133,778</b>	<b>0</b>	<b>0</b>	<b>36,985</b>	<b>0</b>	<b>0</b>	<b>6,170,763</b>

**EXPENDITURE SUMMARY**  
**2014-2015 GENERAL OPERATING BUDGET**  
**UNIVERSITY OF NEBRASKA - LINCOLN**  
**EXCLUDING IANR AND NCTA**

SUBPROGRAM #/NAME 24 International Programs

ACCOUNT	DESCRIPTION	UNRESTRICTED	DESIGNATED AND/OR RESTRICTED					TOTAL
		STATE AND UNIVERSITY GENERATED	CASH	REVOLVING	FEDERAL	AUXILIARIES AND SERVICES	TRUST	
513000	Managerial/Professional	157,016	0	0	0	0	0	157,016
514000	Clerical/Technical/Service	28,922	0	0	0	0	0	28,922
515000	Other Academic	13,410	0	0	0	0	0	13,410
	<b>SUBTOTAL NONFACULTY</b>	<b>199,348</b>	<b>0</b>	<b>0</b>	<b>0</b>	<b>0</b>	<b>0</b>	<b>199,348</b>
	<b>SUBTOTAL SALARIES &amp; WAGES</b>	<b>199,348</b>	<b>0</b>	<b>0</b>	<b>0</b>	<b>0</b>	<b>0</b>	<b>199,348</b>
519100	Retirement Contribution	11,528	0	0	0	0	0	11,528
519200	FICA Contribution	10,793	0	0	0	0	0	10,793
519300	Health Insurance Contribution	19,038	0	0	0	0	0	19,038
519400	Life Insurance Contribution	227	0	0	0	0	0	227
	<b>SUBTOTAL BENEFITS</b>	<b>41,586</b>	<b>0</b>	<b>0</b>	<b>0</b>	<b>0</b>	<b>0</b>	<b>41,586</b>
	<b>TOTAL PERSONAL SERVICES</b>	<b>240,934</b>	<b>0</b>	<b>0</b>	<b>0</b>	<b>0</b>	<b>0</b>	<b>240,934</b>
521000	Operating Expense	91,208	0	0	0	1,325,000	0	1,416,208
540000	Travel	0	0	0	0	255,000	0	255,000
550000	Capital Outlay	0	0	0	0	25,000	0	25,000
	<b>TOTAL NET OPERATING EXPENSES</b>	<b>91,208</b>	<b>0</b>	<b>0</b>	<b>0</b>	<b>1,605,000</b>	<b>0</b>	<b>1,696,208</b>
	<b>SUB PROGRAM TOTAL</b>	<b>332,142</b>	<b>0</b>	<b>0</b>	<b>0</b>	<b>1,605,000</b>	<b>0</b>	<b>1,937,142</b>

**EXPENDITURE SUMMARY**  
**2014-2015 GENERAL OPERATING BUDGET**  
**UNIVERSITY OF NEBRASKA - LINCOLN**  
**EXCLUDING IANR AND NCTA**

SUBPROGRAM #/NAME 25 Instruction Budget Adjustments

ACCOUNT	DESCRIPTION	UNRESTRICTED	DESIGNATED AND/OR RESTRICTED					TOTAL
		STATE AND UNIVERSITY GENERATED	CASH	REVOLVING	FEDERAL	AUXILIARIES AND SERVICES	TRUST	
	Other	452,814	0	0	0	0	0	452,814
	<b>SUBTOTAL FACULTY</b>	<b>452,814</b>	<b>0</b>	<b>0</b>	<b>0</b>	<b>0</b>	<b>0</b>	<b>452,814</b>
515000	Other Academic	718,200	0	0	0	0	0	718,200
517000	Supplemental Salaries & Wages	9,831,302	0	0	0	0	0	9,831,302
	<b>SUBTOTAL NONFACULTY</b>	<b>10,549,502</b>	<b>0</b>	<b>0</b>	<b>0</b>	<b>0</b>	<b>0</b>	<b>10,549,502</b>
	<b>SUBTOTAL SALARIES &amp; WAGES</b>	<b>11,002,316</b>	<b>0</b>	<b>0</b>	<b>0</b>	<b>0</b>	<b>0</b>	<b>11,002,316</b>
519100	Retirement Contribution	1,729,235	0	0	0	0	0	1,729,235
519200	FICA Contribution	1,626,086	0	0	0	0	0	1,626,086
519300	Health Insurance Contribution	2,857,569	0	0	0	0	0	2,857,569
519400	Life Insurance Contribution	34,781	0	0	0	0	0	34,781
	<b>SUBTOTAL BENEFITS</b>	<b>6,247,671</b>	<b>0</b>	<b>0</b>	<b>0</b>	<b>0</b>	<b>0</b>	<b>6,247,671</b>
	<b>TOTAL PERSONAL SERVICES</b>	<b>17,249,987</b>	<b>0</b>	<b>0</b>	<b>0</b>	<b>0</b>	<b>0</b>	<b>17,249,987</b>
521000	Operating Expense	-8,834,952	23,267,612	0	0	0	0	14,432,660
	<b>TOTAL NET OPERATING EXPENSES</b>	<b>-8,834,952</b>	<b>23,267,612</b>	<b>0</b>	<b>0</b>	<b>0</b>	<b>0</b>	<b>14,432,660</b>
	<b>SUB PROGRAM TOTAL</b>	<b>8,415,035</b>	<b>23,267,612</b>	<b>0</b>	<b>0</b>	<b>0</b>	<b>0</b>	<b>31,682,647</b>

**EXPENDITURE SUMMARY**  
**2014-2015 GENERAL OPERATING BUDGET**  
**UNIVERSITY OF NEBRASKA - LINCOLN**  
**EXCLUDING IANR AND NCTA**

SUBPROGRAM #/NAME 27 Television and Radio

ACCOUNT	DESCRIPTION	UNRESTRICTED	DESIGNATED AND/OR RESTRICTED					TOTAL
		STATE AND UNIVERSITY GENERATED	CASH	REVOLVING	FEDERAL	AUXILIARIES AND SERVICES	TRUST	
512100	Other Administrators	119,348	0	0	0	0	0	119,348
513000	Managerial/Professional	1,007,606	0	3,631,884	0	0	559,460	5,198,950
514000	Clerical/Technical/Service	228,895	0	187,621	0	0	0	416,516
	<b>SUBTOTAL NONFACULTY</b>	<b>1,355,849</b>	<b>0</b>	<b>3,819,505</b>	<b>0</b>	<b>0</b>	<b>559,460</b>	<b>5,734,814</b>
	<b>SUBTOTAL SALARIES &amp; WAGES</b>	<b>1,355,849</b>	<b>0</b>	<b>3,819,505</b>	<b>0</b>	<b>0</b>	<b>559,460</b>	<b>5,734,814</b>
519100	Retirement Contribution	78,409	0	220,882	0	0	32,354	331,645
519200	FICA Contribution	73,406	0	206,788	0	0	30,289	310,483
519300	Health Insurance Contribution	129,484	0	364,763	0	0	53,428	547,675
519400	Life Insurance Contribution	1,546	0	4,354	0	0	638	6,538
519800	Workers Compensation	0	0	36,667	0	0	6,769	43,436
	<b>SUBTOTAL BENEFITS</b>	<b>282,845</b>	<b>0</b>	<b>833,454</b>	<b>0</b>	<b>0</b>	<b>123,478</b>	<b>1,239,777</b>
	<b>TOTAL PERSONAL SERVICES</b>	<b>1,638,694</b>	<b>0</b>	<b>4,652,959</b>	<b>0</b>	<b>0</b>	<b>682,938</b>	<b>6,974,591</b>
521000	Operating Expense	-30,353	0	1,144,381	0	0	0	1,114,028
540000	Travel	0	0	200,000	0	0	0	200,000
550000	Capital Outlay	0	0	50,000	0	0	0	50,000
	<b>TOTAL NET OPERATING EXPENSES</b>	<b>-30,353</b>	<b>0</b>	<b>1,394,381</b>	<b>0</b>	<b>0</b>	<b>0</b>	<b>1,364,028</b>
	<b>SUB PROGRAM TOTAL</b>	<b>1,608,341</b>	<b>0</b>	<b>6,047,340</b>	<b>0</b>	<b>0</b>	<b>682,938</b>	<b>8,338,619</b>



**EXPENDITURE SUMMARY**  
**2014-2015 GENERAL OPERATING BUDGET**  
**UNIVERSITY OF NEBRASKA - LINCOLN**  
**EXCLUDING IANR AND NCTA**

SUBPROGRAM #/NAME 28 Museums and Art Gallery

ACCOUNT	DESCRIPTION	UNRESTRICTED	DESIGNATED AND/OR RESTRICTED					TOTAL
		STATE AND UNIVERSITY GENERATED	CASH	REVOLVING	FEDERAL	AUXILIARIES AND SERVICES	TRUST	
511000	FACULTY							
	Professor	125,822	0	0	0	0	0	125,822
	Other	577	0	0	0	0	0	577
	<b>SUBTOTAL FACULTY</b>	<b>126,399</b>	<b>0</b>	<b>0</b>	<b>0</b>	<b>0</b>	<b>0</b>	<b>126,399</b>
512100	Other Administrators	319,542	0	0	0	0	0	319,542
513000	Managerial/Professional	784,337	0	104,550	0	4,923	238,838	1,132,648
514000	Clerical/Technical/Service	370,549	0	73,775	0	25,756	15,231	485,311
516000	Student Wages	39,207	0	4,725	0	8,340	0	52,272
517000	Supplemental Salaries & Wages	0	0	0	0	2,657	0	2,657
	<b>SUBTOTAL NONFACULTY</b>	<b>1,513,635</b>	<b>0</b>	<b>183,050</b>	<b>0</b>	<b>41,676</b>	<b>254,069</b>	<b>1,992,430</b>
	<b>SUBTOTAL SALARIES &amp; WAGES</b>	<b>1,640,034</b>	<b>0</b>	<b>183,050</b>	<b>0</b>	<b>41,676</b>	<b>254,069</b>	<b>2,118,829</b>
519100	Retirement Contribution	94,844	0	10,586	0	2,409	14,692	122,531
519200	FICA Contribution	88,791	0	9,911	0	2,256	13,756	114,714
519300	Health Insurance Contribution	156,622	0	17,481	0	3,980	24,264	202,347
519400	Life Insurance Contribution	1,869	0	209	0	48	288	2,414
519800	Workers Compensation	0	0	1,757	0	445	3,077	5,279
	<b>SUBTOTAL BENEFITS</b>	<b>342,126</b>	<b>0</b>	<b>39,944</b>	<b>0</b>	<b>9,138</b>	<b>56,077</b>	<b>447,285</b>
	<b>TOTAL PERSONAL SERVICES</b>	<b>1,982,160</b>	<b>0</b>	<b>222,994</b>	<b>0</b>	<b>50,814</b>	<b>310,146</b>	<b>2,566,114</b>
521000	Operating Expense	79,938	0	45,500	0	21,859	0	147,297
529000	Utilities	34,207	0	0	0	0	0	34,207
540000	Travel	2,909	0	1,800	0	4,920	0	9,629
550000	Capital Outlay	0	0	17,273	0	0	0	17,273
570000	Cost of Goods Sold	0	0	0	0	54,000	0	54,000
	<b>TOTAL NET OPERATING EXPENSES</b>	<b>117,054</b>	<b>0</b>	<b>64,573</b>	<b>0</b>	<b>80,779</b>	<b>0</b>	<b>262,406</b>
	<b>SUB PROGRAM TOTAL</b>	<b>2,099,214</b>	<b>0</b>	<b>287,567</b>	<b>0</b>	<b>131,593</b>	<b>310,146</b>	<b>2,828,520</b>

**EXPENDITURE SUMMARY**  
**2014-2015 GENERAL OPERATING BUDGET**  
**UNIVERSITY OF NEBRASKA - LINCOLN**  
**EXCLUDING IANR AND NCTA**

SUBPROGRAM #/NAME 29 Information Services

ACCOUNT	DESCRIPTION	UNRESTRICTED	DESIGNATED AND/OR RESTRICTED					TOTAL
		STATE AND UNIVERSITY GENERATED	CASH	REVOLVING	FEDERAL	AUXILIARIES AND SERVICES	TRUST	
	Associate Professor	49,066	0	0	0	0	0	49,066
	<b>SUBTOTAL FACULTY</b>	<b>49,066</b>	<b>0</b>	<b>0</b>	<b>0</b>	<b>0</b>	<b>0</b>	<b>49,066</b>
512100	Other Administrators	235,601	0	0	0	0	0	235,601
513000	Managerial/Professional	3,331,713	0	3,089,434	0	133,229	0	6,554,376
514000	Clerical/Technical/Service	321,847	0	363,796	0	177,289	0	862,932
516000	Student Wages	103,114	0	598,841	0	146,993	0	848,948
517000	Supplemental Salaries & Wages	0	0	20,000	0	16,000	0	36,000
	<b>SUBTOTAL NONFACULTY</b>	<b>3,992,275</b>	<b>0</b>	<b>4,072,071</b>	<b>0</b>	<b>473,511</b>	<b>0</b>	<b>8,537,857</b>
	<b>SUBTOTAL SALARIES &amp; WAGES</b>	<b>4,041,341</b>	<b>0</b>	<b>4,072,071</b>	<b>0</b>	<b>473,511</b>	<b>0</b>	<b>8,586,923</b>
519100	Retirement Contribution	233,711	0	234,794	0	27,383	0	495,888
519200	FICA Contribution	218,798	0	219,811	0	25,636	0	464,245
519300	Health Insurance Contribution	385,947	0	387,739	0	45,220	0	818,906
519400	Life Insurance Contribution	4,608	0	4,629	0	540	0	9,777
519700	Unemployment Compensation	0	0	5,400	0	0	0	5,400
519800	Workers Compensation	0	0	38,855	0	5,073	0	43,928
	<b>SUBTOTAL BENEFITS</b>	<b>843,064</b>	<b>0</b>	<b>891,228</b>	<b>0</b>	<b>103,852</b>	<b>0</b>	<b>1,838,144</b>
	<b>TOTAL PERSONAL SERVICES</b>	<b>4,884,405</b>	<b>0</b>	<b>4,963,299</b>	<b>0</b>	<b>577,363</b>	<b>0</b>	<b>10,425,067</b>
521000	Operating Expense	1,389,734	0	4,559,761	0	715,261	0	6,664,756
540000	Travel	0	0	477,000	0	8,000	0	485,000
550000	Capital Outlay	0	0	830,000	0	0	0	830,000
570000	Cost of Goods Sold	0	0	2,300,000	0	5,224,000	0	7,524,000
	<b>TOTAL NET OPERATING EXPENSES</b>	<b>1,389,734</b>	<b>0</b>	<b>8,166,761</b>	<b>0</b>	<b>5,947,261</b>	<b>0</b>	<b>15,503,756</b>
	<b>SUB PROGRAM TOTAL</b>	<b>6,274,139</b>	<b>0</b>	<b>13,130,060</b>	<b>0</b>	<b>6,524,624</b>	<b>0</b>	<b>25,928,823</b>

**EXPENDITURE SUMMARY**  
**2014-2015 GENERAL OPERATING BUDGET**  
**UNIVERSITY OF NEBRASKA - LINCOLN**  
**EXCLUDING IANR AND NCTA**

SUBPROGRAM #/NAME 30 Extended Education

ACCOUNT	DESCRIPTION	UNRESTRICTED	DESIGNATED AND/OR RESTRICTED					TOTAL
		STATE AND UNIVERSITY GENERATED	CASH	REVOLVING	FEDERAL	AUXILIARIES AND SERVICES	TRUST	
512100	Other Administrators	91,110	0	22,778	0	0	0	113,888
513000	Managerial/Professional	810,609	0	177,029	0	0	0	987,638
514000	Clerical/Technical/Service	109,880	0	1,462	0	0	0	111,342
516000	Student Wages	0	0	19,750	0	0	0	19,750
517000	Supplemental Salaries & Wages	0	0	2,000	0	0	0	2,000
	<b>SUBTOTAL NONFACULTY</b>	<b>1,011,599</b>	<b>0</b>	<b>223,019</b>	<b>0</b>	<b>0</b>	<b>0</b>	<b>1,234,618</b>
	<b>SUBTOTAL SALARIES &amp; WAGES</b>	<b>1,011,599</b>	<b>0</b>	<b>223,019</b>	<b>0</b>	<b>0</b>	<b>0</b>	<b>1,234,618</b>
519100	Retirement Contribution	58,501	0	12,897	0	0	0	71,398
519200	FICA Contribution	54,768	0	12,074	0	0	0	66,842
519300	Health Insurance Contribution	96,608	0	21,298	0	0	0	117,906
519400	Life Insurance Contribution	1,153	0	254	0	0	0	1,407
519700	Unemployment Compensation	0	0	68	0	0	0	68
519800	Workers Compensation	0	0	2,141	0	0	0	2,141
	<b>SUBTOTAL BENEFITS</b>	<b>211,030</b>	<b>0</b>	<b>48,732</b>	<b>0</b>	<b>0</b>	<b>0</b>	<b>259,762</b>
	<b>TOTAL PERSONAL SERVICES</b>	<b>1,222,629</b>	<b>0</b>	<b>271,751</b>	<b>0</b>	<b>0</b>	<b>0</b>	<b>1,494,380</b>
521000	Operating Expense	1,224,993	0	-104,654	0	0	0	1,120,339
540000	Travel	8,030	0	6,100	0	0	0	14,130
550000	Capital Outlay	0	0	1,500	0	0	0	1,500
	<b>TOTAL NET OPERATING EXPENSES</b>	<b>1,233,023</b>	<b>0</b>	<b>-97,054</b>	<b>0</b>	<b>0</b>	<b>0</b>	<b>1,135,969</b>
	<b>SUB PROGRAM TOTAL</b>	<b>2,455,652</b>	<b>0</b>	<b>174,697</b>	<b>0</b>	<b>0</b>	<b>0</b>	<b>2,630,349</b>

**EXPENDITURE SUMMARY**  
**2014-2015 GENERAL OPERATING BUDGET**  
**UNIVERSITY OF NEBRASKA - LINCOLN**  
**EXCLUDING IANR AND NCTA**

SUBPROGRAM #/NAME 33 Facilities Mgmt & Planning

ACCOUNT	DESCRIPTION	UNRESTRICTED	DESIGNATED AND/OR RESTRICTED					TOTAL
		STATE AND UNIVERSITY GENERATED	CASH	REVOLVING	FEDERAL	AUXILIARIES AND SERVICES	TRUST	
512100	Other Administrators	0	0	0	0	0	0	0
513000	Managerial/Professional	4,063,805	0	2,278,508	0	977,019	0	7,319,332
514000	Clerical/Technical/Service	9,383,960	0	2,404,013	0	1,723,348	0	13,511,321
516000	Student Wages	173,938	0	159,538	0	17,074	0	350,550
517000	Supplemental Salaries & Wages	222,911	0	128,829	0	53,132	0	404,872
	<b>SUBTOTAL NONFACULTY</b>	<b>13,844,614</b>	<b>0</b>	<b>4,970,888</b>	<b>0</b>	<b>2,770,573</b>	<b>0</b>	<b>21,586,075</b>
	<b>SUBTOTAL SALARIES &amp; WAGES</b>	<b>13,844,614</b>	<b>0</b>	<b>4,970,888</b>	<b>0</b>	<b>2,770,573</b>	<b>0</b>	<b>21,586,075</b>
519100	Retirement Contribution	780,022	0	287,466	0	160,222	0	1,227,710
519200	FICA Contribution	730,251	0	269,124	0	149,999	0	1,149,374
519300	Health Insurance Contribution	1,288,122	0	474,719	0	264,590	0	2,027,431
519400	Life Insurance Contribution	15,377	0	5,666	0	3,158	0	24,201
519800	Workers Compensation	0	0	47,721	0	29,645	0	77,366
	<b>SUBTOTAL BENEFITS</b>	<b>2,813,772</b>	<b>0</b>	<b>1,084,696</b>	<b>0</b>	<b>607,614</b>	<b>0</b>	<b>4,506,082</b>
	<b>TOTAL PERSONAL SERVICES</b>	<b>16,658,386</b>	<b>0</b>	<b>6,055,584</b>	<b>0</b>	<b>3,378,187</b>	<b>0</b>	<b>26,092,157</b>
521000	Operating Expense	2,823,841	0	-5,988,801	0	1,986,517	0	-1,178,443
529000	Utilities	25,423,671	0	0	0	0	0	25,423,671
540000	Travel	129,637	0	48,000	0	40,000	0	217,637
550000	Capital Outlay	30,045	0	0	0	90,000	0	120,045
	<b>TOTAL NET OPERATING EXPENSES</b>	<b>28,407,194</b>	<b>0</b>	<b>-5,940,801</b>	<b>0</b>	<b>2,116,517</b>	<b>0</b>	<b>24,582,910</b>
	<b>SUB PROGRAM TOTAL</b>	<b>45,065,580</b>	<b>0</b>	<b>114,783</b>	<b>0</b>	<b>5,494,704</b>	<b>0</b>	<b>50,675,067</b>

**EXPENDITURE SUMMARY**  
**2014-2015 GENERAL OPERATING BUDGET**  
**UNIVERSITY OF NEBRASKA - LINCOLN**  
**EXCLUDING IANR AND NCTA**

SUBPROGRAM #/NAME 34 Innovation Campus

ACCOUNT	DESCRIPTION	UNRESTRICTED	DESIGNATED AND/OR RESTRICTED					TOTAL
		STATE AND UNIVERSITY GENERATED	CASH	REVOLVING	FEDERAL	AUXILIARIES AND SERVICES	TRUST	
521000	Operating Expense	0	0	100,000	0	0	0	100,000
	<b>TOTAL NET OPERATING EXPENSES</b>	<b>0</b>	<b>0</b>	<b>100,000</b>	<b>0</b>	<b>0</b>	<b>0</b>	<b>100,000</b>
	<b>SUB PROGRAM TOTAL</b>	<b>0</b>	<b>0</b>	<b>100,000</b>	<b>0</b>	<b>0</b>	<b>0</b>	<b>100,000</b>

**EXPENDITURE SUMMARY**  
**2014-2015 GENERAL OPERATING BUDGET**  
**UNIVERSITY OF NEBRASKA - LINCOLN**  
**EXCLUDING IANR AND NCTA**

SUBPROGRAM #/NAME 41 Executive Administration

ACCOUNT	DESCRIPTION	UNRESTRICTED	DESIGNATED AND/OR RESTRICTED					TOTAL
		STATE AND UNIVERSITY GENERATED	CASH	REVOLVING	FEDERAL	AUXILIARIES AND SERVICES	TRUST	
512100	Other Administrators	718,762	0	0	0	0	55,716	774,478
513000	Managerial/Professional	177,553	0	0	0	0	0	177,553
514000	Clerical/Technical/Service	635	0	0	0	0	0	635
	<b>SUBTOTAL NONFACULTY</b>	<b>896,950</b>	<b>0</b>	<b>0</b>	<b>0</b>	<b>0</b>	<b>55,716</b>	<b>952,666</b>
	<b>SUBTOTAL SALARIES &amp; WAGES</b>	<b>896,950</b>	<b>0</b>	<b>0</b>	<b>0</b>	<b>0</b>	<b>55,716</b>	<b>952,666</b>
519100	Retirement Contribution	51,871	0	0	0	0	3,222	55,093
519200	FICA Contribution	48,561	0	0	0	0	3,016	51,577
519300	Health Insurance Contribution	85,659	0	0	0	0	5,321	90,980
519400	Life Insurance Contribution	1,023	0	0	0	0	64	1,087
519800	Workers Compensation	0	0	0	0	0	676	676
	<b>SUBTOTAL BENEFITS</b>	<b>187,114</b>	<b>0</b>	<b>0</b>	<b>0</b>	<b>0</b>	<b>12,299</b>	<b>199,413</b>
	<b>TOTAL PERSONAL SERVICES</b>	<b>1,084,064</b>	<b>0</b>	<b>0</b>	<b>0</b>	<b>0</b>	<b>68,015</b>	<b>1,152,079</b>
521000	Operating Expense	191,571	0	0	0	0	0	191,571
	<b>TOTAL NET OPERATING EXPENSES</b>	<b>191,571</b>	<b>0</b>	<b>0</b>	<b>0</b>	<b>0</b>	<b>0</b>	<b>191,571</b>
	<b>SUB PROGRAM TOTAL</b>	<b>1,275,635</b>	<b>0</b>	<b>0</b>	<b>0</b>	<b>0</b>	<b>68,015</b>	<b>1,343,650</b>

**EXPENDITURE SUMMARY**  
**2014-2015 GENERAL OPERATING BUDGET**  
**UNIVERSITY OF NEBRASKA - LINCOLN**  
**EXCLUDING IANR AND NCTA**

SUBPROGRAM #/NAME 42 Student Services

ACCOUNT	DESCRIPTION	UNRESTRICTED	DESIGNATED AND/OR RESTRICTED				TOTAL	
		STATE AND UNIVERSITY GENERATED	CASH	REVOLVING	FEDERAL	AUXILIARIES AND SERVICES		TRUST
Other		0	0	0	0	789,018	0	789,018
	<b>SUBTOTAL FACULTY</b>	<b>0</b>	<b>0</b>	<b>0</b>	<b>0</b>	<b>789,018</b>	<b>0</b>	<b>789,018</b>
512100	Other Administrators	570,071	0	157,184	61,168	666,611	0	1,455,034
513000	Managerial/Professional	421,889	0	84,637	523,775	6,069,144	191,575	7,291,020
514000	Clerical/Technical/Service	377,157	0	64,461	53,960	4,110,452	23,044	4,629,074
515000	Other Academic	86,233	0	10,618	0	356,696	0	453,547
516000	Student Wages	15,970	0	1,655	0	2,175,173	0	2,192,798
517000	Supplemental Salaries & Wages	10,060	0	0	0	53,910	0	63,970
	<b>SUBTOTAL NONFACULTY</b>	<b>1,481,380</b>	<b>0</b>	<b>318,555</b>	<b>638,903</b>	<b>13,431,986</b>	<b>214,619</b>	<b>16,085,443</b>
	<b>SUBTOTAL SALARIES &amp; WAGES</b>	<b>1,481,380</b>	<b>0</b>	<b>318,555</b>	<b>638,903</b>	<b>14,221,004</b>	<b>214,619</b>	<b>16,874,461</b>
519100	Retirement Contribution	85,668	0	18,422	36,949	821,659	12,411	975,109
519200	FICA Contribution	80,203	0	17,247	34,590	769,227	11,619	912,886
519300	Health Insurance Contribution	141,471	0	30,422	61,015	1,356,879	20,496	1,610,283
519400	Life Insurance Contribution	1,688	0	364	729	16,197	244	19,222
519600	Staff Remissions	0	0	0	0	72,570	0	72,570
519800	Workers Compensation	0	0	3,057	7,732	152,043	2,601	165,433
	<b>SUBTOTAL BENEFITS</b>	<b>309,030</b>	<b>0</b>	<b>69,512</b>	<b>141,015</b>	<b>3,188,575</b>	<b>47,371</b>	<b>3,755,503</b>
	<b>TOTAL PERSONAL SERVICES</b>	<b>1,790,410</b>	<b>0</b>	<b>388,067</b>	<b>779,918</b>	<b>17,409,579</b>	<b>261,990</b>	<b>20,629,964</b>
521000	Operating Expense	-476,223	0	7,500	0	9,115,273	0	8,646,550
529000	Utilities	31,292	0	0	0	675,000	0	706,292
540000	Travel	3,352	0	0	0	200,492	0	203,844
550000	Capital Outlay	0	0	0	0	9,345	0	9,345
570000	Cost of Goods Sold	0	0	0	0	903,500	0	903,500
	<b>TOTAL NET OPERATING EXPENSES</b>	<b>-441,579</b>	<b>0</b>	<b>7,500</b>	<b>0</b>	<b>10,903,610</b>	<b>0</b>	<b>10,469,531</b>
	<b>SUB PROGRAM TOTAL</b>	<b>1,348,831</b>	<b>0</b>	<b>395,567</b>	<b>779,918</b>	<b>28,313,189</b>	<b>261,990</b>	<b>31,099,495</b>

**EXPENDITURE SUMMARY**  
**2014-2015 GENERAL OPERATING BUDGET**  
**UNIVERSITY OF NEBRASKA - LINCOLN**  
**EXCLUDING IANR AND NCTA**

SUBPROGRAM #/NAME 43 Business and Finance

ACCOUNT	DESCRIPTION	UNRESTRICTED	DESIGNATED AND/OR RESTRICTED					TOTAL
		STATE AND UNIVERSITY GENERATED	CASH	REVOLVING	FEDERAL	AUXILIARIES AND SERVICES	TRUST	
512100	Other Administrators	1,106,832	0	0	0	83,868	0	1,190,700
513000	Managerial/Professional	5,748,846	20,682	75,817	0	1,247,972	0	7,093,317
514000	Clerical/Technical/Service	3,980,914	0	445,486	0	2,334,696	48,701	6,809,797
516000	Student Wages	101,107	0	0	0	467,667	0	568,774
517000	Supplemental Salaries & Wages	113,155	0	53,623	0	24,616	0	191,394
	<b>SUBTOTAL NONFACULTY</b>	<b>11,050,854</b>	<b>20,682</b>	<b>574,926</b>	<b>0</b>	<b>4,158,819</b>	<b>48,701</b>	<b>15,853,982</b>
	<b>SUBTOTAL SALARIES &amp; WAGES</b>	<b>11,050,854</b>	<b>20,682</b>	<b>574,926</b>	<b>0</b>	<b>4,158,819</b>	<b>48,701</b>	<b>15,853,982</b>
519100	Retirement Contribution	408,010	0	6,825	0	215,240	979	631,054
519200	FICA Contribution	375,353	0	55,197	0	201,504	917	632,971
519300	Health Insurance Contribution	673,786	0	97,356	0	362,167	1,617	1,134,926
519400	Life Insurance Contribution	8,046	0	1,171	0	4,323	19	13,559
519800	Workers Compensation	0	0	6,097	0	40,578	205	46,880
	<b>SUBTOTAL BENEFITS</b>	<b>1,465,195</b>	<b>0</b>	<b>166,646</b>	<b>0</b>	<b>823,812</b>	<b>3,737</b>	<b>2,459,390</b>
	<b>TOTAL PERSONAL SERVICES</b>	<b>12,516,049</b>	<b>20,682</b>	<b>741,572</b>	<b>0</b>	<b>4,982,631</b>	<b>52,438</b>	<b>18,313,372</b>
521000	Operating Expense	1,090,406	0	91,000	0	8,998,373	0	10,179,779
529000	Utilities	295,585	0	0	0	0	0	295,585
540000	Travel	39,983	0	0	0	134,807	0	174,790
550000	Capital Outlay	118,357	0	24,000	0	915,391	0	1,057,748
570000	Cost of Goods Sold	0	0	0	0	23,738,827	0	23,738,827
	<b>TOTAL NET OPERATING EXPENSES</b>	<b>1,544,331</b>	<b>0</b>	<b>115,000</b>	<b>0</b>	<b>33,787,398</b>	<b>0</b>	<b>35,446,729</b>
	<b>SUB PROGRAM TOTAL</b>	<b>14,060,380</b>	<b>20,682</b>	<b>856,572</b>	<b>0</b>	<b>38,770,029</b>	<b>52,438</b>	<b>53,760,101</b>



**EXPENDITURE SUMMARY**  
**2014-2015 GENERAL OPERATING BUDGET**  
**UNIVERSITY OF NEBRASKA - LINCOLN**  
**EXCLUDING IANR AND NCTA**

SUBPROGRAM #/NAME 44 General Expense

ACCOUNT	DESCRIPTION	UNRESTRICTED	DESIGNATED AND/OR RESTRICTED					TOTAL
		STATE AND UNIVERSITY GENERATED	CASH	REVOLVING	FEDERAL	AUXILIARIES AND SERVICES	TRUST	
512100	Other Administrators	339,020	0	0	0	0	0	339,020
513000	Managerial/Professional	1,800,374	0	294,757	0	66,738	0	2,161,869
514000	Clerical/Technical/Service	408,799	0	0	0	46,436	0	455,235
515000	Other Academic	16,483	0	0	0	0	0	16,483
516000	Student Wages	17,351	0	0	0	3,926	0	21,277
517000	Supplemental Salaries & Wages	308,521	0	0	0	5,331	0	313,852
<b>SUBTOTAL NONFACULTY</b>		<b>2,890,548</b>	<b>0</b>	<b>294,757</b>	<b>0</b>	<b>122,431</b>	<b>0</b>	<b>3,307,736</b>
<b>SUBTOTAL SALARIES &amp; WAGES</b>		<b>2,890,548</b>	<b>0</b>	<b>294,757</b>	<b>0</b>	<b>122,431</b>	<b>0</b>	<b>3,307,736</b>
519100	Retirement Contribution	167,161	0	17,046	0	7,079	0	191,286
519200	FICA Contribution	156,495	0	15,958	0	6,629	0	179,082
519300	Health Insurance Contribution	276,048	0	28,150	0	11,691	0	315,889
519400	Life Insurance Contribution	3,295	0	337	0	140	0	3,772
519700	Unemployment Compensation	85,000	0	0	0	0	0	85,000
519800	Workers Compensation	1,071,398	0	2,829	0	1,310	0	1,075,537
<b>SUBTOTAL BENEFITS</b>		<b>1,759,397</b>	<b>0</b>	<b>64,320</b>	<b>0</b>	<b>26,849</b>	<b>0</b>	<b>1,850,566</b>
<b>TOTAL PERSONAL SERVICES</b>		<b>4,649,945</b>	<b>0</b>	<b>359,077</b>	<b>0</b>	<b>149,280</b>	<b>0</b>	<b>5,158,302</b>
521000	Operating Expense	2,086,568	0	4,251,000	0	53,672	0	6,391,240
540000	Travel	19,421	0	0	0	1,280	0	20,701
550000	Capital Outlay	9,792	0	0	0	0	0	9,792
<b>TOTAL NET OPERATING EXPENSES</b>		<b>2,115,781</b>	<b>0</b>	<b>4,251,000</b>	<b>0</b>	<b>54,952</b>	<b>0</b>	<b>6,421,733</b>
<b>SUB PROGRAM TOTAL</b>		<b>6,765,726</b>	<b>0</b>	<b>4,610,077</b>	<b>0</b>	<b>204,232</b>	<b>0</b>	<b>11,580,035</b>

**EXPENDITURE SUMMARY**  
**2014-2015 GENERAL OPERATING BUDGET**  
**UNIVERSITY OF NEBRASKA - LINCOLN**  
**EXCLUDING IANR AND NCTA**

SUBPROGRAM #/NAME 74 Agency Funds

ACCOUNT	DESCRIPTION	UNRESTRICTED	DESIGNATED AND/OR RESTRICTED					TOTAL
		STATE AND UNIVERSITY GENERATED	CASH	REVOLVING	FEDERAL	AUXILIARIES AND SERVICES	TRUST	
513000	Managerial/Professional	0	0	0	0	0	301,255	301,255
514000	Clerical/Technical/Service	0	0	0	0	0	90,110	90,110
	<b>SUBTOTAL NONFACULTY</b>	<b>0</b>	<b>0</b>	<b>0</b>	<b>0</b>	<b>0</b>	<b>391,365</b>	<b>391,365</b>
	<b>SUBTOTAL SALARIES &amp; WAGES</b>	<b>0</b>	<b>0</b>	<b>0</b>	<b>0</b>	<b>0</b>	<b>391,365</b>	<b>391,365</b>
519100	Retirement Contribution	0	0	0	0	0	22,632	22,632
519200	FICA Contribution	0	0	0	0	0	21,189	21,189
519300	Health Insurance Contribution	0	0	0	0	0	37,376	37,376
519400	Life Insurance Contribution	0	0	0	0	0	446	446
519800	Workers Compensation	0	0	0	0	0	4,736	4,736
	<b>SUBTOTAL BENEFITS</b>	<b>0</b>	<b>0</b>	<b>0</b>	<b>0</b>	<b>0</b>	<b>86,379</b>	<b>86,379</b>
	<b>TOTAL PERSONAL SERVICES</b>	<b>0</b>	<b>0</b>	<b>0</b>	<b>0</b>	<b>0</b>	<b>477,744</b>	<b>477,744</b>
	<b>SUB PROGRAM TOTAL</b>	<b>0</b>	<b>0</b>	<b>0</b>	<b>0</b>	<b>0</b>	<b>477,744</b>	<b>477,744</b>

**EXPENDITURE SUMMARY**  
**2014-2015 GENERAL OPERATING BUDGET**  
**UNIVERSITY OF NEBRASKA - LINCOLN**  
**EXCLUDING IANR AND NCTA**

SUBPROGRAM #/NAME 75 Student Housing

ACCOUNT	DESCRIPTION	UNRESTRICTED	DESIGNATED AND/OR RESTRICTED					TOTAL
		STATE AND UNIVERSITY GENERATED	CASH	REVOLVING	FEDERAL	AUXILIARIES AND SERVICES	TRUST	
512100	Other Administrators	0	0	0	0	145,115	0	145,115
513000	Managerial/Professional	0	0	0	0	4,321,523	0	4,321,523
514000	Clerical/Technical/Service	0	0	0	0	7,921,504	0	7,921,504
516000	Student Wages	0	0	0	0	3,006,025	0	3,006,025
517000	Supplemental Salaries & Wages	0	0	0	0	68,261	0	68,261
	<b>SUBTOTAL NONFACULTY</b>	<b>0</b>	<b>0</b>	<b>0</b>	<b>0</b>	<b>15,462,428</b>	<b>0</b>	<b>15,462,428</b>
	<b>SUBTOTAL SALARIES &amp; WAGES</b>	<b>0</b>	<b>0</b>	<b>0</b>	<b>0</b>	<b>15,462,428</b>	<b>0</b>	<b>15,462,428</b>
519100	Retirement Contribution	0	0	0	0	880,551	0	880,551
519200	FICA Contribution	0	0	0	0	824,369	0	824,369
519300	Health Insurance Contribution	0	0	0	0	1,454,131	0	1,454,131
519400	Life Insurance Contribution	0	0	0	0	17,362	0	17,362
519700	Unemployment Compensation	0	0	0	0	13,664	0	13,664
519800	Workers Compensation	0	0	0	0	204,610	0	204,610
	<b>SUBTOTAL BENEFITS</b>	<b>0</b>	<b>0</b>	<b>0</b>	<b>0</b>	<b>3,394,687</b>	<b>0</b>	<b>3,394,687</b>
	<b>TOTAL PERSONAL SERVICES</b>	<b>0</b>	<b>0</b>	<b>0</b>	<b>0</b>	<b>18,857,115</b>	<b>0</b>	<b>18,857,115</b>
521000	Operating Expense	0	0	0	0	21,801,283	0	21,801,283
540000	Travel	0	0	0	0	131,443	0	131,443
550000	Capital Outlay	0	0	0	0	217,810	0	217,810
570000	Cost of Goods Sold	0	0	0	0	374,940	0	374,940
	<b>TOTAL NET OPERATING EXPENSES</b>	<b>0</b>	<b>0</b>	<b>0</b>	<b>0</b>	<b>22,525,476</b>	<b>0</b>	<b>22,525,476</b>
	<b>SUB PROGRAM TOTAL</b>	<b>0</b>	<b>0</b>	<b>0</b>	<b>0</b>	<b>41,382,591</b>	<b>0</b>	<b>41,382,591</b>

**EXPENDITURE SUMMARY**  
**2014-2015 GENERAL OPERATING BUDGET**  
**UNIVERSITY OF NEBRASKA - LINCOLN**  
**EXCLUDING IANR AND NCTA**

SUBPROGRAM #/NAME 77 Intercollegiate Athletics

ACCOUNT	DESCRIPTION	UNRESTRICTED	DESIGNATED AND/OR RESTRICTED					TOTAL
		STATE AND UNIVERSITY GENERATED	CASH	REVOLVING	FEDERAL	AUXILIARIES AND SERVICES	TRUST	
Other		0	0	0	0	20,212	0	20,212
	<b>SUBTOTAL FACULTY</b>	<b>0</b>	<b>0</b>	<b>0</b>	<b>0</b>	<b>20,212</b>	<b>0</b>	<b>20,212</b>
512100	Other Administrators	0	0	0	0	12,776,590	0	12,776,590
513000	Managerial/Professional	0	0	0	0	12,931,644	0	12,931,644
514000	Clerical/Technical/Service	0	0	0	0	3,152,252	0	3,152,252
515000	Other Academic	0	0	0	0	164,951	0	164,951
516000	Student Wages	0	0	0	0	966,524	0	966,524
517000	Supplemental Salaries & Wages	0	0	0	0	625,578	0	625,578
	<b>SUBTOTAL NONFACULTY</b>	<b>0</b>	<b>0</b>	<b>0</b>	<b>0</b>	<b>30,617,539</b>	<b>0</b>	<b>30,617,539</b>
	<b>SUBTOTAL SALARIES &amp; WAGES</b>	<b>0</b>	<b>0</b>	<b>0</b>	<b>0</b>	<b>30,637,751</b>	<b>0</b>	<b>30,637,751</b>
519100	Retirement Contribution	0	0	0	0	1,411,442	0	1,411,442
519200	FICA Contribution	0	0	0	0	1,321,374	0	1,321,374
519300	Health Insurance Contribution	0	0	0	0	2,330,833	0	2,330,833
519400	Life Insurance Contribution	0	0	0	0	27,823	0	27,823
519600	Staff Remissions	0	0	0	0	22,749	0	22,749
519700	Unemployment Compensation	0	0	0	0	9,910	0	9,910
519800	Workers Compensation	0	0	0	0	261,149	0	261,149
	<b>SUBTOTAL BENEFITS</b>	<b>0</b>	<b>0</b>	<b>0</b>	<b>0</b>	<b>5,385,280</b>	<b>0</b>	<b>5,385,280</b>
	<b>TOTAL PERSONAL SERVICES</b>	<b>0</b>	<b>0</b>	<b>0</b>	<b>0</b>	<b>36,023,031</b>	<b>0</b>	<b>36,023,031</b>
521000	Operating Expense	0	0	0	0	67,331,146	0	67,331,146
	<b>TOTAL NET OPERATING EXPENSES</b>	<b>0</b>	<b>0</b>	<b>0</b>	<b>0</b>	<b>67,331,146</b>	<b>0</b>	<b>67,331,146</b>
	<b>SUB PROGRAM TOTAL</b>	<b>0</b>	<b>0</b>	<b>0</b>	<b>0</b>	<b>103,354,177</b>	<b>0</b>	<b>103,354,177</b>

**EXPENDITURE SUMMARY**  
**2014-2015 GENERAL OPERATING BUDGET**  
**UNIVERSITY OF NEBRASKA - LINCOLN**  
**EXCLUDING IANR AND NCTA**

SUBPROGRAM #/NAME 79 Other Auxiliary Enterprises

ACCOUNT	DESCRIPTION	UNRESTRICTED	DESIGNATED AND/OR RESTRICTED					TOTAL
		STATE AND UNIVERSITY GENERATED	CASH	REVOLVING	FEDERAL	AUXILIARIES AND SERVICES	TRUST	
512100	Other Administrators	0	0	0	0	240,976	0	240,976
513000	Managerial/Professional	273,494	0	0	0	2,002,379	0	2,275,873
514000	Clerical/Technical/Service	31,212	0	0	0	873,979	0	905,191
516000	Student Wages	1,271	0	0	0	94,080	0	95,351
	<b>SUBTOTAL NONFACULTY</b>	<b>305,977</b>	<b>0</b>	<b>0</b>	<b>0</b>	<b>3,211,414</b>	<b>0</b>	<b>3,517,391</b>
	<b>SUBTOTAL SALARIES &amp; WAGES</b>	<b>305,977</b>	<b>0</b>	<b>0</b>	<b>0</b>	<b>3,211,414</b>	<b>0</b>	<b>3,517,391</b>
519100	Retirement Contribution	17,694	0	0	0	185,716	0	203,410
519200	FICA Contribution	16,565	0	0	0	173,866	0	190,431
519300	Health Insurance Contribution	29,222	0	0	0	306,690	0	335,912
519400	Life Insurance Contribution	349	0	0	0	3,660	0	4,009
519800	Workers Compensation	0	0	0	0	34,361	0	34,361
	<b>SUBTOTAL BENEFITS</b>	<b>63,830</b>	<b>0</b>	<b>0</b>	<b>0</b>	<b>704,293</b>	<b>0</b>	<b>768,123</b>
	<b>TOTAL PERSONAL SERVICES</b>	<b>369,807</b>	<b>0</b>	<b>0</b>	<b>0</b>	<b>3,915,707</b>	<b>0</b>	<b>4,285,514</b>
521000	Operating Expense	19,386	0	0	0	4,141,321	0	4,160,707
540000	Travel	0	0	0	0	133,350	0	133,350
570000	Cost of Goods Sold	0	0	0	0	1,994,100	0	1,994,100
	<b>TOTAL NET OPERATING EXPENSES</b>	<b>19,386</b>	<b>0</b>	<b>0</b>	<b>0</b>	<b>6,268,771</b>	<b>0</b>	<b>6,288,157</b>
	<b>SUB PROGRAM TOTAL</b>	<b>389,193</b>	<b>0</b>	<b>0</b>	<b>0</b>	<b>10,184,478</b>	<b>0</b>	<b>10,573,671</b>

**EXPENDITURE SUMMARY**  
**2014-2015 GENERAL OPERATING BUDGET**  
**UNIVERSITY OF NEBRASKA - LINCOLN**  
**EXCLUDING IANR AND NCTA**

SUBPROGRAM #/NAME 98      Company Balance Sheets

ACCOUNT	DESCRIPTION	UNRESTRICTED	DESIGNATED AND/OR RESTRICTED					TOTAL
		STATE AND UNIVERSITY GENERATED	CASH	REVOLVING	FEDERAL	AUXILIARIES AND SERVICES	TRUST	
512100	Other Administrators	0	0	0	0	1,085,234	0	1,085,234
513000	Managerial/Professional	0	0	0	0	1,469,481	0	1,469,481
514000	Clerical/Technical/Service	0	0	0	0	245,960	0	245,960
	<b>SUBTOTAL NONFACULTY</b>	<b>0</b>	<b>0</b>	<b>0</b>	<b>0</b>	<b>2,800,675</b>	<b>0</b>	<b>2,800,675</b>
	<b>SUBTOTAL SALARIES &amp; WAGES</b>	<b>0</b>	<b>0</b>	<b>0</b>	<b>0</b>	<b>2,800,675</b>	<b>0</b>	<b>2,800,675</b>
519100	Retirement Contribution	0	0	0	0	161,962	0	161,962
519200	FICA Contribution	0	0	0	0	151,628	0	151,628
519300	Health Insurance Contribution	0	0	0	0	267,464	0	267,464
519400	Life Insurance Contribution	0	0	0	0	3,193	0	3,193
519800	Workers Compensation	0	0	0	0	29,985	0	29,985
	<b>SUBTOTAL BENEFITS</b>	<b>0</b>	<b>0</b>	<b>0</b>	<b>0</b>	<b>614,232</b>	<b>0</b>	<b>614,232</b>
	<b>TOTAL PERSONAL SERVICES</b>	<b>0</b>	<b>0</b>	<b>0</b>	<b>0</b>	<b>3,414,907</b>	<b>0</b>	<b>3,414,907</b>
521000	Operating Expense	0	0	0	220,236,603	48,657,558	93,407,421	362,301,582
	<b>TOTAL NET OPERATING EXPENSES</b>	<b>0</b>	<b>0</b>	<b>0</b>	<b>220,236,603</b>	<b>48,657,558</b>	<b>93,407,421</b>	<b>362,301,582</b>
	<b>SUB PROGRAM TOTAL</b>	<b>0</b>	<b>0</b>	<b>0</b>	<b>220,236,603</b>	<b>52,072,465</b>	<b>93,407,421</b>	<b>365,716,489</b>

**EXPENDITURE SUMMARY**  
**2014-2015 GENERAL OPERATING BUDGET**  
**UNIVERSITY OF NEBRASKA - LINCOLN**  
**INSTITUTE OF AGRICULTURE AND NATURAL RESOURCES**

**CAMPUS TOTAL**

ACCOUNT	DESCRIPTION	UNRESTRICTED STATE AND UNIVERSITY GENERATED	DESIGNATED AND/OR RESTRICTED				TOTAL	
			CASH	REVOLVING	FEDERAL	AUXILIARIES AND SERVICES		TRUST
511000	FACULTY							
	Professor	26,562,950	0	408,781	281,167	61,734	560,551	27,875,183
	Associate Professor	7,574,719	0	295,948	226,770	0	184,355	8,281,792
	Assistant Professor	8,886,810	0	816,446	453,277	38,775	687,261	10,882,569
	Other	14,569,794	0	210,498	4,367,250	-353,088	3,406,399	22,200,853
	<b>SUBTOTAL FACULTY</b>	<b>57,594,273</b>	<b>0</b>	<b>1,731,673</b>	<b>5,328,464</b>	<b>-252,579</b>	<b>4,838,566</b>	<b>69,240,397</b>
512100	Other Administrators	4,561,700	0	0	0	0	20,000	4,581,700
512000	Chairpersons	2,769,758	0	0	12,486	0	511,264	3,293,508
513000	Managerial/Professional	11,855,970	0	5,897,034	2,113,669	709,848	1,838,632	22,415,153
514000	Clerical/Technical/Service	5,443,932	0	2,030,293	631,954	3,073,286	408,508	11,587,973
515000	Other Academic	3,579,119	0	1,226,471	450,716	0	580,443	5,836,749
516000	Student Wages	769,707	0	427,462	0	45,950	0	1,243,119
517000	Supplemental Salaries & Wages	0	0	25,000	0	0	0	25,000
	<b>SUBTOTAL NONFACULTY</b>	<b>28,980,186</b>	<b>0</b>	<b>9,606,260</b>	<b>3,208,825</b>	<b>3,829,084</b>	<b>3,358,847</b>	<b>48,983,202</b>
	<b>SUBTOTAL SALARIES &amp; WAGES</b>	<b>86,574,459</b>	<b>0</b>	<b>11,337,933</b>	<b>8,537,289</b>	<b>3,576,505</b>	<b>8,197,413</b>	<b>118,223,599</b>
519100	Retirement Contribution	5,593,415	0	600,919	418,328	221,258	327,904	7,161,824
519200	FICA Contribution	4,997,751	0	748,311	486,631	274,667	442,666	6,950,026
519300	Health Insurance Contribution	9,611,621	0	1,587,311	1,015,942	667,588	860,728	13,743,190
519400	Life Insurance Contribution	163,732	0	11,342	8,540	7,630	8,198	199,442
519800	Workers Compensation	387,725	0	0	0	0	0	387,725
	<b>SUBTOTAL BENEFITS</b>	<b>20,754,244</b>	<b>0</b>	<b>2,947,883</b>	<b>1,929,441</b>	<b>1,171,143</b>	<b>1,639,496</b>	<b>28,442,207</b>
	<b>TOTAL PERSONAL SERVICES</b>	<b>107,328,703</b>	<b>0</b>	<b>14,285,816</b>	<b>10,466,730</b>	<b>4,747,648</b>	<b>9,836,909</b>	<b>146,665,806</b>
521000	Operating Expense	7,308,060	0	16,907,409	20,028,570	6,230,184	7,663,091	58,137,314
529000	Utilities	1,426,703	0	3,600	0	0	0	1,430,303
530000	Supplies & Materials	39,329	0	0	0	0	0	39,329
540000	Travel	802,256	0	560,550	4,700	172,168	0	1,539,674
550000	Capital Outlay	72,877	1,600,000	2,242,625	0	50,000	0	3,965,502
	<b>TOTAL NET OPERATING EXPENSES</b>	<b>9,649,225</b>	<b>1,600,000</b>	<b>19,714,184</b>	<b>20,033,270</b>	<b>6,452,352</b>	<b>7,663,091</b>	<b>65,112,122</b>
	<b>CAMPUS TOTAL</b>	<b>116,977,928</b>	<b>1,600,000</b>	<b>34,000,000</b>	<b>30,500,000</b>	<b>11,200,000</b>	<b>17,500,000</b>	<b>211,777,928</b>

**REVENUE SUMMARY**  
**2014-2015 GENERAL OPERATING BUDGET**  
**UNIVERSITY OF NEBRASKA - LINCOLN**  
**INSTITUTE OF AGRICULTURE AND NATURAL RESOURCES**

**CAMPUS TOTAL**

ACCOUNT	DESCRIPTION	UNRESTRICTED	DESIGNATED AND/OR RESTRICTED					TOTAL
		STATE AND UNIVERSITY GENERATED	CASH	REVOLVING	FEDERAL	AUXILIARIES AND SERVICES	TRUST	
410000	State Appropriation	94,292,926	0	0	0	0	0	94,292,926
<b>TOTAL STATE SUPPORT</b>		<b>94,292,926</b>	<b>0</b>	<b>0</b>	<b>0</b>	<b>0</b>	<b>0</b>	<b>94,292,926</b>
420000	Federal Appropriation	6,201,594	0	0	0	0	0	6,201,594
450000	Sales and Services	0	0	0	5,324,046	0	0	5,324,046
460000	Restricted Revenue	0	0	0	25,175,954	0	0	25,175,954
<b>TOTAL FEDERAL FUND</b>		<b>6,201,594</b>	<b>0</b>	<b>0</b>	<b>30,500,000</b>	<b>0</b>	<b>0</b>	<b>36,701,594</b>
450000	Sales and Services	0	0	42,189,753	0	11,602,259	0	53,792,012
459950	Sales & Services/Offset -	0	0	-8,189,753	0	-402,259	0	-8,592,012
<b>TOTAL REVOLVING FUND</b>		<b>0</b>	<b>0</b>	<b>34,000,000</b>	<b>0</b>	<b>11,200,000</b>	<b>0</b>	<b>45,200,000</b>
460000	Restricted Revenue	0	0	0	0	0	17,500,000	17,500,000
<b>TOTAL TRUST FUND</b>		<b>0</b>	<b>0</b>	<b>0</b>	<b>0</b>	<b>0</b>	<b>17,500,000</b>	<b>17,500,000</b>
441100	Undergraduate Resident	10,159,390	0	0	0	0	0	10,159,390
441110	Undergraduate Nonresident	6,438,843	0	0	0	0	0	6,438,843
441200	Graduate Resident	1,372,363	0	0	0	0	0	1,372,363
441210	Graduate Nonresident	4,828,071	0	0	0	0	0	4,828,071
<b>TOTAL GROSS TUITION</b>		<b>22,798,667</b>	<b>0</b>	<b>0</b>	<b>0</b>	<b>0</b>	<b>0</b>	<b>22,798,667</b>
441001	Tuition Adjustments	-409,139	0	0	0	0	0	-409,139
441990	Tuition Remissions	-5,437,498	0	0	0	0	0	-5,437,498
<b>TOTAL TUITION OFFSETS</b>		<b>-5,846,637</b>	<b>0</b>	<b>0</b>	<b>0</b>	<b>0</b>	<b>0</b>	<b>-5,846,637</b>
<b>SUBTOTAL NET TUITION (CASH)</b>		<b>16,952,030</b>	<b>0</b>	<b>0</b>	<b>0</b>	<b>0</b>	<b>0</b>	<b>16,952,030</b>
461900	Indirect Costs-Federal	0	1,600,000	0	0	0	0	1,600,000
833428	U-Wide Debt Svc & Admin S	-468,622	0	0	0	0	0	-468,622
<b>SUBTOTAL OTHER CASH</b>		<b>-468,622</b>	<b>1,600,000</b>	<b>0</b>	<b>0</b>	<b>0</b>	<b>0</b>	<b>1,131,378</b>
<b>TOTAL CASH FUND</b>		<b>16,483,408</b>	<b>1,600,000</b>	<b>0</b>	<b>0</b>	<b>0</b>	<b>0</b>	<b>18,083,408</b>
<b>TOTAL REVENUE</b>		<b>116,977,928</b>	<b>1,600,000</b>	<b>34,000,000</b>	<b>30,500,000</b>	<b>11,200,000</b>	<b>17,500,000</b>	<b>211,777,928</b>

8/5/14

8:46:53AM



**EXPENDITURE SUMMARY**  
**2014-2015 GENERAL OPERATING BUDGET**  
**UNIVERSITY OF NEBRASKA - LINCOLN**

**INSTITUTE OF AGRICULTURE AND NATURAL RESOURCES**

**SUBPROGRAM #/NAME 61 College of Ag Sciences and Natural Resources**

ACCOUNT	DESCRIPTION	UNRESTRICTED	DESIGNATED AND/OR RESTRICTED				TOTAL	
		STATE AND UNIVERSITY GENERATED	CASH	REVOLVING	FEDERAL	AUXILIARIES AND SERVICES		TRUST
511000	FACULTY							
	Professor	5,306,435	0	0	0	0	162,500	5,468,935
	Associate Professor	1,794,764	0	26,067	0	0	15,718	1,836,549
	Assistant Professor	2,026,931	0	0	0	0	0	2,026,931
	Other	134,640	0	82,414	0	0	0	217,054
	<b>SUBTOTAL FACULTY</b>	<b>9,262,770</b>	<b>0</b>	<b>108,481</b>	<b>0</b>	<b>0</b>	<b>178,218</b>	<b>9,549,469</b>
512100	Other Administrators	966,925	0	0	0	0	20,000	986,925
512000	Chairpersons	485,928	0	0	0	0	0	485,928
513000	Managerial/Professional	1,133,868	0	184,861	0	0	0	1,318,729
514000	Clerical/Technical/Service	473,540	0	10,881	0	0	0	484,421
515000	Other Academic	635,015	0	0	0	0	0	635,015
516000	Student Wages	173,946	0	27,758	0	0	0	201,704
	<b>SUBTOTAL NONFACULTY</b>	<b>3,869,222</b>	<b>0</b>	<b>223,500</b>	<b>0</b>	<b>0</b>	<b>20,000</b>	<b>4,112,722</b>
	<b>SUBTOTAL SALARIES &amp; WAGES</b>	<b>13,131,992</b>	<b>0</b>	<b>331,981</b>	<b>0</b>	<b>0</b>	<b>198,218</b>	<b>13,662,191</b>
519100	Retirement Contribution	945,504	0	17,597	0	0	7,929	971,030
519200	FICA Contribution	840,451	0	21,911	0	0	10,704	873,066
519300	Health Insurance Contribution	1,549,578	0	46,476	0	0	20,813	1,616,867
519400	Life Insurance Contribution	26,269	0	333	0	0	199	26,801
519800	Workers Compensation	0	0	0	0	0	0	0
	<b>SUBTOTAL BENEFITS</b>	<b>3,361,802</b>	<b>0</b>	<b>86,317</b>	<b>0</b>	<b>0</b>	<b>39,645</b>	<b>3,487,764</b>
	<b>TOTAL PERSONAL SERVICES</b>	<b>16,493,794</b>	<b>0</b>	<b>418,298</b>	<b>0</b>	<b>0</b>	<b>237,863</b>	<b>17,149,955</b>
521000	Operating Expense	466,298	0	758,181	0	0	0	1,224,479
540000	Travel	34,674	0	13,500	0	0	0	48,174
550000	Capital Outlay	8,951	0	0	0	0	0	8,951
	<b>TOTAL NET OPERATING EXPENSES</b>	<b>509,923</b>	<b>0</b>	<b>771,681</b>	<b>0</b>	<b>0</b>	<b>0</b>	<b>1,281,604</b>
	<b>SUB PROGRAM TOTAL</b>	<b>17,003,717</b>	<b>0</b>	<b>1,189,979</b>	<b>0</b>	<b>0</b>	<b>237,863</b>	<b>18,431,559</b>

**EXPENDITURE SUMMARY**  
**2014-2015 GENERAL OPERATING BUDGET**  
**UNIVERSITY OF NEBRASKA - LINCOLN**  
**INSTITUTE OF AGRICULTURE AND NATURAL RESOURCES**

SUBPROGRAM #/NAME 62 Agriculture Research Division

ACCOUNT	DESCRIPTION	UNRESTRICTED	DESIGNATED AND/OR RESTRICTED					TOTAL
		STATE AND UNIVERSITY GENERATED	CASH	REVOLVING	FEDERAL	AUXILIARIES AND SERVICES	TRUST	
511000 FACULTY								
	Professor	11,459,799	0	328,414	36,731	0	174,587	11,999,531
	Associate Professor	2,396,101	0	139,057	0	0	0	2,535,158
	Assistant Professor	3,724,389	0	735,667	208,591	0	372,582	5,041,229
	Other	250,141	0	128,084	45,450	0	0	423,675
	<b>SUBTOTAL FACULTY</b>	<b>17,830,430</b>	<b>0</b>	<b>1,331,222</b>	<b>290,772</b>	<b>0</b>	<b>547,169</b>	<b>19,999,593</b>
512100	Other Administrators	808,223	0	0	0	0	0	808,223
512000	Chairpersons	1,144,865	0	0	12,486	0	0	1,157,351
513000	Managerial/Professional	5,329,433	0	2,822,585	462,488	382,962	606,415	9,603,883
514000	Clerical/Technical/Service	2,957,180	0	1,414,999	437,167	3,038,224	395,060	8,242,630
515000	Other Academic	2,877,724	0	1,226,471	450,716	0	516,071	5,070,982
516000	Student Wages	464,495	0	358,429	0	7,000	0	829,924
517000	Supplemental Salaries & Wages	0	0	25,000	0	0	0	25,000
	<b>SUBTOTAL NONFACULTY</b>	<b>13,581,920</b>	<b>0</b>	<b>5,847,484</b>	<b>1,362,857</b>	<b>3,428,186</b>	<b>1,517,546</b>	<b>25,737,993</b>
	<b>SUBTOTAL SALARIES &amp; WAGES</b>	<b>31,412,350</b>	<b>0</b>	<b>7,178,706</b>	<b>1,653,629</b>	<b>3,428,186</b>	<b>2,064,715</b>	<b>45,737,586</b>
519100	Retirement Contribution	2,261,692	0	380,476	81,029	198,835	82,592	3,004,624
519200	FICA Contribution	2,010,391	0	473,799	94,260	246,830	111,498	2,936,778
519300	Health Insurance Contribution	3,706,659	0	1,005,021	196,784	599,932	216,794	5,725,190
519400	Life Insurance Contribution	62,834	0	7,181	1,654	6,856	2,064	80,589
519800	Workers Compensation	0	0	0	0	0	0	0
	<b>SUBTOTAL BENEFITS</b>	<b>8,041,576</b>	<b>0</b>	<b>1,866,477</b>	<b>373,727</b>	<b>1,052,453</b>	<b>412,948</b>	<b>11,747,181</b>
	<b>TOTAL PERSONAL SERVICES</b>	<b>39,453,926</b>	<b>0</b>	<b>9,045,183</b>	<b>2,027,356</b>	<b>4,480,639</b>	<b>2,477,663</b>	<b>57,484,767</b>
521000	Operating Expense	2,581,101	0	18,156,059	0	5,577,654	0	26,314,814
529000	Utilities	0	0	3,600	0	0	0	3,600
530000	Supplies & Materials	37,235	0	0	0	0	0	37,235
540000	Travel	179,527	0	364,890	0	128,668	0	673,085
550000	Capital Outlay	0	0	2,115,125	0	40,000	0	2,155,125
	<b>TOTAL NET OPERATING EXPENSES</b>	<b>2,797,863</b>	<b>0</b>	<b>20,639,674</b>	<b>0</b>	<b>5,746,322</b>	<b>0</b>	<b>29,183,859</b>
	<b>SUB PROGRAM TOTAL</b>	<b>42,251,789</b>	<b>0</b>	<b>29,684,857</b>	<b>2,027,356</b>	<b>10,226,961</b>	<b>2,477,663</b>	<b>86,668,626</b>

**EXPENDITURE SUMMARY**  
**2014-2015 GENERAL OPERATING BUDGET**  
**UNIVERSITY OF NEBRASKA - LINCOLN**  
**INSTITUTE OF AGRICULTURE AND NATURAL RESOURCES**

SUBPROGRAM #/NAME 63 Cooperative Extension Service

ACCOUNT	DESCRIPTION	UNRESTRICTED	DESIGNATED AND/OR RESTRICTED					TOTAL
		STATE AND UNIVERSITY GENERATED	CASH	REVOLVING	FEDERAL	AUXILIARIES AND SERVICES	TRUST	
511000	FACULTY							
	Professor	9,273,132	0	80,367	244,436	0	55,964	9,653,899
	Associate Professor	3,244,251	0	130,824	124,095	0	111,946	3,611,116
	Assistant Professor	3,073,490	0	50,789	244,686	38,775	122,706	3,530,446
	Other	1,134,547	0	0	0	0	0	1,134,547
	<b>SUBTOTAL FACULTY</b>	<b>16,725,420</b>	<b>0</b>	<b>261,980</b>	<b>613,217</b>	<b>38,775</b>	<b>290,616</b>	<b>17,930,008</b>
512100	Other Administrators	1,097,577	0	0	0	0	0	1,097,577
512000	Chairpersons	1,138,965	0	0	0	0	35,525	1,174,490
513000	Managerial/Professional	2,053,675	0	1,587,903	1,110,057	47,198	1,016,085	5,814,918
514000	Clerical/Technical/Service	1,118,961	0	442,171	175,638	0	13,448	1,750,218
515000	Other Academic	27,852	0	0	0	0	28,372	56,224
516000	Student Wages	106,347	0	15,835	0	6,563	0	128,745
	<b>SUBTOTAL NONFACULTY</b>	<b>5,543,377</b>	<b>0</b>	<b>2,045,909</b>	<b>1,285,695</b>	<b>53,761</b>	<b>1,093,430</b>	<b>10,022,172</b>
	<b>SUBTOTAL SALARIES &amp; WAGES</b>	<b>22,268,797</b>	<b>0</b>	<b>2,307,889</b>	<b>1,898,912</b>	<b>92,536</b>	<b>1,384,046</b>	<b>27,952,180</b>
519100	Retirement Contribution	1,603,356	0	122,321	93,046	5,368	55,364	1,879,455
519200	FICA Contribution	1,425,202	0	152,324	108,240	6,664	74,740	1,767,170
519300	Health Insurance Contribution	2,627,721	0	323,103	225,972	16,195	145,324	3,338,315
519400	Life Insurance Contribution	44,546	0	2,309	1,900	185	1,384	50,324
519800	Workers Compensation	0	0	0	0	0	0	0
	<b>SUBTOTAL BENEFITS</b>	<b>5,700,825</b>	<b>0</b>	<b>600,057</b>	<b>429,158</b>	<b>28,412</b>	<b>276,812</b>	<b>7,035,264</b>
	<b>TOTAL PERSONAL SERVICES</b>	<b>27,969,622</b>	<b>0</b>	<b>2,907,946</b>	<b>2,328,070</b>	<b>120,948</b>	<b>1,660,858</b>	<b>34,987,444</b>
521000	Operating Expense	982,147	0	2,826,755	0	170,784	0	3,979,686
530000	Supplies & Materials	2,094	0	0	0	0	0	2,094
540000	Travel	383,151	0	180,660	0	13,500	0	577,311
550000	Capital Outlay	0	0	27,500	0	10,000	0	37,500
	<b>TOTAL NET OPERATING EXPENSES</b>	<b>1,367,392</b>	<b>0</b>	<b>3,034,915</b>	<b>0</b>	<b>194,284</b>	<b>0</b>	<b>4,596,591</b>
	<b>SUB PROGRAM TOTAL</b>	<b>29,337,014</b>	<b>0</b>	<b>5,942,861</b>	<b>2,328,070</b>	<b>315,232</b>	<b>1,660,858</b>	<b>39,584,035</b>

**EXPENDITURE SUMMARY**  
**2014-2015 GENERAL OPERATING BUDGET**  
**UNIVERSITY OF NEBRASKA - LINCOLN**  
**INSTITUTE OF AGRICULTURE AND NATURAL RESOURCES**

SUBPROGRAM #/NAME 65 Nebraska Forest Service

ACCOUNT	DESCRIPTION	UNRESTRICTED	DESIGNATED AND/OR RESTRICTED					TOTAL
		STATE AND UNIVERSITY GENERATED	CASH	REVOLVING	FEDERAL	AUXILIARIES AND SERVICES	TRUST	
511000	FACULTY							
	Professor	493,584	0	0	0	0	0	493,584
	Associate Professor	139,603	0	0	102,675	0	26,838	269,116
	Assistant Professor	62,000	0	0	0	0	0	62,000
	<b>SUBTOTAL FACULTY</b>	<b>695,187</b>	<b>0</b>	<b>0</b>	<b>102,675</b>	<b>0</b>	<b>26,838</b>	<b>824,700</b>
512100	Other Administrators	142,489	0	0	0	0	0	142,489
513000	Managerial/Professional	306,139	0	0	541,124	0	106,998	954,261
514000	Clerical/Technical/Service	179,135	0	0	19,149	19,149	0	217,433
	<b>SUBTOTAL NONFACULTY</b>	<b>627,763</b>	<b>0</b>	<b>0</b>	<b>560,273</b>	<b>19,149</b>	<b>106,998</b>	<b>1,314,183</b>
	<b>SUBTOTAL SALARIES &amp; WAGES</b>	<b>1,322,950</b>	<b>0</b>	<b>0</b>	<b>662,948</b>	<b>19,149</b>	<b>133,836</b>	<b>2,138,883</b>
519100	Retirement Contribution	95,253	0	0	32,485	1,111	5,354	134,203
519200	FICA Contribution	84,669	0	0	37,788	1,379	7,227	131,063
519300	Health Insurance Contribution	156,108	0	0	78,891	3,351	14,053	252,403
519400	Life Insurance Contribution	2,646	0	0	663	38	133	3,480
519800	Workers Compensation	0	0	0	0	0	0	0
	<b>SUBTOTAL BENEFITS</b>	<b>338,676</b>	<b>0</b>	<b>0</b>	<b>149,827</b>	<b>5,879</b>	<b>26,767</b>	<b>521,149</b>
	<b>TOTAL PERSONAL SERVICES</b>	<b>1,661,626</b>	<b>0</b>	<b>0</b>	<b>812,775</b>	<b>25,028</b>	<b>160,603</b>	<b>2,660,032</b>
521000	Operating Expense	1,143,236	0	73,000	0	69,448	0	1,285,684
540000	Travel	0	0	1,000	0	0	0	1,000
	<b>TOTAL NET OPERATING EXPENSES</b>	<b>1,143,236</b>	<b>0</b>	<b>74,000</b>	<b>0</b>	<b>69,448</b>	<b>0</b>	<b>1,286,684</b>
	<b>SUB PROGRAM TOTAL</b>	<b>2,804,862</b>	<b>0</b>	<b>74,000</b>	<b>812,775</b>	<b>94,476</b>	<b>160,603</b>	<b>3,946,716</b>

**EXPENDITURE SUMMARY**  
**2014-2015 GENERAL OPERATING BUDGET**  
**UNIVERSITY OF NEBRASKA - LINCOLN**  
**INSTITUTE OF AGRICULTURE AND NATURAL RESOURCES**

SUBPROGRAM #/NAME 66 Other IANR

ACCOUNT	DESCRIPTION	UNRESTRICTED	DESIGNATED AND/OR RESTRICTED					TOTAL
		STATE AND UNIVERSITY GENERATED	CASH	REVOLVING	FEDERAL	AUXILIARIES AND SERVICES	TRUST	
511000	FACULTY							
	Professor	30,000	0	0	0	61,734	105,000	196,734
	Assistant Professor	0	0	29,990	0	0	0	29,990
	Other	12,705,923	0	0	0	-353,088	0	12,352,835
	<b>SUBTOTAL FACULTY</b>	<b>12,735,923</b>	<b>0</b>	<b>29,990</b>	<b>0</b>	<b>-291,354</b>	<b>105,000</b>	<b>12,579,559</b>
512100	Other Administrators	1,167,649	0	0	0	0	0	1,167,649
513000	Managerial/Professional	2,895,442	0	1,301,685	0	279,688	0	4,476,815
514000	Clerical/Technical/Service	683,643	0	162,242	0	15,913	0	861,798
516000	Student Wages	24,919	0	25,440	0	32,387	0	82,746
	<b>SUBTOTAL NONFACULTY</b>	<b>4,771,653</b>	<b>0</b>	<b>1,489,367</b>	<b>0</b>	<b>327,988</b>	<b>0</b>	<b>6,589,008</b>
	<b>SUBTOTAL SALARIES &amp; WAGES</b>	<b>17,507,576</b>	<b>0</b>	<b>1,519,357</b>	<b>0</b>	<b>36,634</b>	<b>105,000</b>	<b>19,168,567</b>
519100	Retirement Contribution	620,593	0	80,525	0	15,944	4,200	721,262
519200	FICA Contribution	577,467	0	100,277	0	19,794	5,670	703,208
519300	Health Insurance Contribution	1,461,722	0	212,711	0	48,110	11,025	1,733,568
519400	Life Insurance Contribution	25,575	0	1,519	0	551	105	27,750
519800	Workers Compensation	387,725	0	0	0	0	0	387,725
	<b>SUBTOTAL BENEFITS</b>	<b>3,073,082</b>	<b>0</b>	<b>395,032</b>	<b>0</b>	<b>84,399</b>	<b>21,000</b>	<b>3,573,513</b>
	<b>TOTAL PERSONAL SERVICES</b>	<b>20,580,658</b>	<b>0</b>	<b>1,914,389</b>	<b>0</b>	<b>121,033</b>	<b>126,000</b>	<b>22,742,080</b>
521000	Operating Expense	1,897,559	0	-4,906,586	0	412,298	0	-2,596,729
529000	Utilities	1,426,703	0	0	0	0	0	1,426,703
540000	Travel	177,904	0	500	0	30,000	0	208,404
550000	Capital Outlay	40,626	1,600,000	100,000	0	0	0	1,740,626
	<b>TOTAL NET OPERATING EXPENSES</b>	<b>3,542,792</b>	<b>1,600,000</b>	<b>-4,806,086</b>	<b>0</b>	<b>442,298</b>	<b>0</b>	<b>779,004</b>
	<b>SUB PROGRAM TOTAL</b>	<b>24,123,450</b>	<b>1,600,000</b>	<b>-2,891,697</b>	<b>0</b>	<b>563,331</b>	<b>126,000</b>	<b>23,521,084</b>

**EXPENDITURE SUMMARY**  
**2014-2015 GENERAL OPERATING BUDGET**  
**UNIVERSITY OF NEBRASKA - LINCOLN**  
**INSTITUTE OF AGRICULTURE AND NATURAL RESOURCES**

SUBPROGRAM #/NAME 68 IANR International Programs

ACCOUNT	DESCRIPTION	UNRESTRICTED	DESIGNATED AND/OR RESTRICTED					TOTAL
		STATE AND UNIVERSITY GENERATED	CASH	REVOLVING	FEDERAL	AUXILIARIES AND SERVICES	TRUST	
511000	FACULTY							
	Professor	0	0	0	0	0	62,500	62,500
	Associate Professor	0	0	0	0	0	29,853	29,853
	Assistant Professor	0	0	0	0	0	191,973	191,973
	Other	344,543	0	0	0	0	0	344,543
	<b>SUBTOTAL FACULTY</b>	<b>344,543</b>	<b>0</b>	<b>0</b>	<b>0</b>	<b>0</b>	<b>284,326</b>	<b>628,869</b>
512100	Other Administrators	378,837	0	0	0	0	0	378,837
512000	Chairpersons	0	0	0	0	0	475,739	475,739
513000	Managerial/Professional	137,413	0	0	0	0	109,134	246,547
514000	Clerical/Technical/Service	31,473	0	0	0	0	0	31,473
515000	Other Academic	38,528	0	0	0	0	36,000	74,528
	<b>SUBTOTAL NONFACULTY</b>	<b>586,251</b>	<b>0</b>	<b>0</b>	<b>0</b>	<b>0</b>	<b>620,873</b>	<b>1,207,124</b>
	<b>SUBTOTAL SALARIES &amp; WAGES</b>	<b>930,794</b>	<b>0</b>	<b>0</b>	<b>0</b>	<b>0</b>	<b>905,199</b>	<b>1,835,993</b>
519100	Retirement Contribution	67,017	0	0	0	0	36,208	103,225
519200	FICA Contribution	59,571	0	0	0	0	48,881	108,452
519300	Health Insurance Contribution	109,833	0	0	0	0	95,046	204,879
519400	Life Insurance Contribution	1,862	0	0	0	0	906	2,768
519800	Workers Compensation	0	0	0	0	0	0	0
	<b>SUBTOTAL BENEFITS</b>	<b>238,283</b>	<b>0</b>	<b>0</b>	<b>0</b>	<b>0</b>	<b>181,041</b>	<b>419,324</b>
	<b>TOTAL PERSONAL SERVICES</b>	<b>1,169,077</b>	<b>0</b>	<b>0</b>	<b>0</b>	<b>0</b>	<b>1,086,240</b>	<b>2,255,317</b>
521000	Operating Expense	237,719	0	0	0	0	0	237,719
540000	Travel	27,000	0	0	0	0	0	27,000
550000	Capital Outlay	23,300	0	0	0	0	0	23,300
	<b>TOTAL NET OPERATING EXPENSES</b>	<b>288,019</b>	<b>0</b>	<b>0</b>	<b>0</b>	<b>0</b>	<b>0</b>	<b>288,019</b>
	<b>SUB PROGRAM TOTAL</b>	<b>1,457,096</b>	<b>0</b>	<b>0</b>	<b>0</b>	<b>0</b>	<b>1,086,240</b>	<b>2,543,336</b>

**EXPENDITURE SUMMARY**  
**2014-2015 GENERAL OPERATING BUDGET**  
**UNIVERSITY OF NEBRASKA - LINCOLN**  
**INSTITUTE OF AGRICULTURE AND NATURAL RESOURCES**

SUBPROGRAM #/NAME 74 Agency Funds

ACCOUNT	DESCRIPTION	UNRESTRICTED	DESIGNATED AND/OR RESTRICTED					TOTAL
		STATE AND UNIVERSITY GENERATED	CASH	REVOLVING	FEDERAL	AUXILIARIES AND SERVICES	TRUST	
521000	Operating Expense	0	0	0	787,963	0	0	787,963
540000	Travel	0	0	0	4,700	0	0	4,700
	<b>TOTAL NET OPERATING EXPENSES</b>	<b>0</b>	<b>0</b>	<b>0</b>	<b>792,663</b>	<b>0</b>	<b>0</b>	<b>792,663</b>
	<b>SUB PROGRAM TOTAL</b>	<b>0</b>	<b>0</b>	<b>0</b>	<b>792,663</b>	<b>0</b>	<b>0</b>	<b>792,663</b>

**EXPENDITURE SUMMARY**  
**2014-2015 GENERAL OPERATING BUDGET**  
**UNIVERSITY OF NEBRASKA - LINCOLN**  
**INSTITUTE OF AGRICULTURE AND NATURAL RESOURCES**

SUBPROGRAM #/NAME 98      Company Balance Sheets

ACCOUNT	DESCRIPTION	UNRESTRICTED	DESIGNATED AND/OR RESTRICTED					TOTAL
		STATE AND UNIVERSITY GENERATED	CASH	REVOLVING	FEDERAL	AUXILIARIES AND SERVICES	TRUST	
Other		0	0	0	4,321,800	0	3,406,399	7,728,199
	<b>SUBTOTAL FACULTY</b>	<b>0</b>	<b>0</b>	<b>0</b>	<b>4,321,800</b>	<b>0</b>	<b>3,406,399</b>	<b>7,728,199</b>
	<b>SUBTOTAL SALARIES &amp; WAGES</b>	<b>0</b>	<b>0</b>	<b>0</b>	<b>4,321,800</b>	<b>0</b>	<b>3,406,399</b>	<b>7,728,199</b>
519100	Retirement Contribution	0	0	0	211,768	0	136,257	348,025
519200	FICA Contribution	0	0	0	246,343	0	183,946	430,289
519300	Health Insurance Contribution	0	0	0	514,295	0	357,673	871,968
519400	Life Insurance Contribution	0	0	0	4,323	0	3,407	7,730
519800	Workers Compensation	0	0	0	0	0	0	0
	<b>SUBTOTAL BENEFITS</b>	<b>0</b>	<b>0</b>	<b>0</b>	<b>976,729</b>	<b>0</b>	<b>681,283</b>	<b>1,658,012</b>
	<b>TOTAL PERSONAL SERVICES</b>	<b>0</b>	<b>0</b>	<b>0</b>	<b>5,298,529</b>	<b>0</b>	<b>4,087,682</b>	<b>9,386,211</b>
521000	Operating Expense	0	0	0	19,240,607	0	7,663,091	26,903,698
	<b>TOTAL NET OPERATING EXPENSES</b>	<b>0</b>	<b>0</b>	<b>0</b>	<b>19,240,607</b>	<b>0</b>	<b>7,663,091</b>	<b>26,903,698</b>
	<b>SUB PROGRAM TOTAL</b>	<b>0</b>	<b>0</b>	<b>0</b>	<b>24,539,136</b>	<b>0</b>	<b>11,750,773</b>	<b>36,289,909</b>



**EXPENDITURE SUMMARY**  
**2014-2015 GENERAL OPERATING BUDGET**  
**NEBRASKA COLLEGE OF TECHNICAL AGRICULTURE**

**CAMPUS TOTAL**

ACCOUNT	DESCRIPTION	UNRESTRICTED	DESIGNATED AND/OR RESTRICTED					TOTAL
		STATE AND UNIVERSITY GENERATED	CASH	REVOLVING	FEDERAL	AUXILIARIES AND SERVICES	TRUST	
511000	FACULTY							
	Professor	126,267	0	0	0	0	0	126,267
	Assistant Professor	725,126	0	0	0	0	0	725,126
	Other	-32,733	0	0	0	0	0	-32,733
	<b>SUBTOTAL FACULTY</b>	<b>818,660</b>	<b>0</b>	<b>0</b>	<b>0</b>	<b>0</b>	<b>0</b>	<b>818,660</b>
512100	Other Administrators	275,551	0	0	0	0	0	275,551
513000	Managerial/Professional	424,183	0	30,399	0	65,477	0	520,059
514000	Clerical/Technical/Service	427,172	0	0	0	167,835	0	595,007
516000	Student Wages	50,038	0	4,000	0	19,000	0	73,038
	<b>SUBTOTAL NONFACULTY</b>	<b>1,176,944</b>	<b>0</b>	<b>34,399</b>	<b>0</b>	<b>252,312</b>	<b>0</b>	<b>1,463,655</b>
	<b>SUBTOTAL SALARIES &amp; WAGES</b>	<b>1,995,604</b>	<b>0</b>	<b>34,399</b>	<b>0</b>	<b>252,312</b>	<b>0</b>	<b>2,282,315</b>
519100	Retirement Contribution	133,970	0	1,513	0	12,110	0	147,593
519200	FICA Contribution	131,964	0	2,099	0	17,914	0	151,977
519300	Health Insurance Contribution	340,171	0	1,204	0	70,143	0	411,518
519400	Life Insurance Contribution	4,187	0	35	0	252	0	4,474
519800	Workers Compensation	11,833	0	220	0	1,611	0	13,664
	<b>SUBTOTAL BENEFITS</b>	<b>622,125</b>	<b>0</b>	<b>5,071</b>	<b>0</b>	<b>102,030</b>	<b>0</b>	<b>729,226</b>
	<b>TOTAL PERSONAL SERVICES</b>	<b>2,617,729</b>	<b>0</b>	<b>39,470</b>	<b>0</b>	<b>354,342</b>	<b>0</b>	<b>3,011,541</b>
521000	Operating Expense	656,338	0	370,530	0	775,658	0	1,802,526
529000	Utilities	447,030	0	0	0	0	0	447,030
	<b>TOTAL NET OPERATING EXPENSES</b>	<b>1,103,368</b>	<b>0</b>	<b>370,530</b>	<b>0</b>	<b>775,658</b>	<b>0</b>	<b>2,249,556</b>
	<b>CAMPUS TOTAL</b>	<b>3,721,097</b>	<b>0</b>	<b>410,000</b>	<b>0</b>	<b>1,130,000</b>	<b>0</b>	<b>5,261,097</b>

**REVENUE SUMMARY**  
**2014-2015 GENERAL OPERATING BUDGET**  
**NEBRASKA COLLEGE OF TECHNICAL AGRICULTURE**

**CAMPUS TOTAL**

ACCOUNT	DESCRIPTION	UNRESTRICTED	DESIGNATED AND/OR RESTRICTED					TOTAL
		STATE AND UNIVERSITY GENERATED	CASH	REVOLVING	FEDERAL	AUXILIARIES AND SERVICES	TRUST	
410000	State Appropriation	2,806,921	0	0	0	0	0	2,806,921
	<b>TOTAL STATE SUPPORT</b>	<b>2,806,921</b>	<b>0</b>	<b>0</b>	<b>0</b>	<b>0</b>	<b>0</b>	<b>2,806,921</b>
	<b>TOTAL FEDERAL FUND</b>	<b>0</b>	<b>0</b>	<b>0</b>	<b>0</b>	<b>0</b>	<b>0</b>	<b>0</b>
450000	Sales and Services	0	0	410,000	0	1,130,000	0	1,540,000
	<b>TOTAL REVOLVING FUND</b>	<b>0</b>	<b>0</b>	<b>410,000</b>	<b>0</b>	<b>1,130,000</b>	<b>0</b>	<b>1,540,000</b>
	<b>TOTAL TRUST FUND</b>	<b>0</b>	<b>0</b>	<b>0</b>	<b>0</b>	<b>0</b>	<b>0</b>	<b>0</b>
441100	Undergraduate Resident	750,520	0	0	0	0	0	750,520
441110	Undergraduate Nonresident	396,240	0	0	0	0	0	396,240
	<b>TOTAL GROSS TUITION</b>	<b>1,146,760</b>	<b>0</b>	<b>0</b>	<b>0</b>	<b>0</b>	<b>0</b>	<b>1,146,760</b>
441001	Tuition Adjustments	-28,090	0	0	0	0	0	-28,090
441990	Tuition Remissions	-204,494	0	0	0	0	0	-204,494
	<b>TOTAL TUITION OFFSETS</b>	<b>-232,584</b>	<b>0</b>	<b>0</b>	<b>0</b>	<b>0</b>	<b>0</b>	<b>-232,584</b>
	<b>SUBTOTAL NET TUITION (CASH)</b>	<b>914,176</b>	<b>0</b>	<b>0</b>	<b>0</b>	<b>0</b>	<b>0</b>	<b>914,176</b>
	<b>SUBTOTAL STUDENT FEES</b>	<b>0</b>	<b>0</b>	<b>0</b>	<b>0</b>	<b>0</b>	<b>0</b>	<b>0</b>
	<b>SUBTOTAL OTHER CASH</b>	<b>0</b>	<b>0</b>	<b>0</b>	<b>0</b>	<b>0</b>	<b>0</b>	<b>0</b>
	<b>TOTAL CASH FUND</b>	<b>914,176</b>	<b>0</b>	<b>0</b>	<b>0</b>	<b>0</b>	<b>0</b>	<b>914,176</b>
	<b>TOTAL REVENUE</b>	<b>3,721,097</b>	<b>0</b>	<b>410,000</b>	<b>0</b>	<b>1,130,000</b>	<b>0</b>	<b>5,261,097</b>

8/5/14

9:38:14AM

**EXPENDITURE SUMMARY**  
**2014-2015 GENERAL OPERATING BUDGET**  
**NEBRASKA COLLEGE OF TECHNICAL AGRICULTURE**

SUBPROGRAM #/NAME 67

Nebraska College of Technical Agriculture

ACCOUNT	DESCRIPTION	UNRESTRICTED	DESIGNATED AND/OR RESTRICTED					TOTAL
		STATE AND UNIVERSITY GENERATED	CASH	REVOLVING	FEDERAL	AUXILIARIES AND SERVICES	TRUST	
511000	FACULTY							
	Professor	126,267	0	0	0	0	0	126,267
	Assistant Professor	725,126	0	0	0	0	0	725,126
	Other	-32,733	0	0	0	0	0	-32,733
	<b>SUBTOTAL FACULTY</b>	<b>818,660</b>	<b>0</b>	<b>0</b>	<b>0</b>	<b>0</b>	<b>0</b>	<b>818,660</b>
512100	Other Administrators	275,551	0	0	0	0	0	275,551
513000	Managerial/Professional	424,183	0	30,399	0	65,477	0	520,059
514000	Clerical/Technical/Service	427,172	0	0	0	167,835	0	595,007
516000	Student Wages	50,038	0	4,000	0	19,000	0	73,038
	<b>SUBTOTAL NONFACULTY</b>	<b>1,176,944</b>	<b>0</b>	<b>34,399</b>	<b>0</b>	<b>252,312</b>	<b>0</b>	<b>1,463,655</b>
	<b>SUBTOTAL SALARIES &amp; WAGES</b>	<b>1,995,604</b>	<b>0</b>	<b>34,399</b>	<b>0</b>	<b>252,312</b>	<b>0</b>	<b>2,282,315</b>
519100	Retirement Contribution	133,970	0	1,513	0	12,110	0	147,593
519200	FICA Contribution	131,964	0	2,099	0	17,914	0	151,977
519300	Health Insurance Contribution	340,171	0	1,204	0	70,143	0	411,518
519400	Life Insurance Contribution	4,187	0	35	0	252	0	4,474
519800	Workers Compensation	11,833	0	220	0	1,611	0	13,664
	<b>SUBTOTAL BENEFITS</b>	<b>622,125</b>	<b>0</b>	<b>5,071</b>	<b>0</b>	<b>102,030</b>	<b>0</b>	<b>729,226</b>
	<b>TOTAL PERSONAL SERVICES</b>	<b>2,617,729</b>	<b>0</b>	<b>39,470</b>	<b>0</b>	<b>354,342</b>	<b>0</b>	<b>3,011,541</b>
521000	Operating Expense	656,338	0	370,530	0	775,658	0	1,802,526
529000	Utilities	447,030	0	0	0	0	0	447,030
	<b>TOTAL NET OPERATING EXPENSES</b>	<b>1,103,368</b>	<b>0</b>	<b>370,530</b>	<b>0</b>	<b>775,658</b>	<b>0</b>	<b>2,249,556</b>
	<b>SUB PROGRAM TOTAL</b>	<b>3,721,097</b>	<b>0</b>	<b>410,000</b>	<b>0</b>	<b>1,130,000</b>	<b>0</b>	<b>5,261,097</b>

**EXPENDITURE SUMMARY**  
**2014-2015 GENERAL OPERATING BUDGET**  
**UNIVERSITY OF NEBRASKA MEDICAL CENTER**

**CAMPUS TOTAL**

ACCOUNT	DESCRIPTION	UNRESTRICTED	DESIGNATED AND/OR RESTRICTED					TOTAL
		STATE AND UNIVERSITY GENERATED	CASH	REVOLVING	FEDERAL	AUXILIARIES AND SERVICES	TRUST	
<b>511000 FACULTY</b>								
	Professor	21,921,711	824,770	72,275	5,311,587	601,490	14,930,165	43,661,998
	Associate Professor	14,550,596	707,304	0	1,651,645	566,318	11,208,573	28,684,436
	Assistant Professor	17,413,269	3,090,184	62,643	2,085,112	1,418,359	16,094,097	40,163,664
	Instructor	3,165,777	396,670	0	754,609	662,938	1,751,330	6,731,324
	Other	11,274,242	-1,740,757	0	0	53,868	45,000	9,632,353
	<b>SUBTOTAL FACULTY</b>	<b>68,325,595</b>	<b>3,278,171</b>	<b>134,918</b>	<b>9,802,953</b>	<b>3,302,973</b>	<b>44,029,165</b>	<b>128,873,775</b>
512100	Other Administrators	6,548,865	498,825	1,500	250,356	796,974	1,521,671	9,618,191
512000	Chairpersons	2,210,186	13,096	0	162,834	97,616	1,044,485	3,528,217
513000	Managerial/Professional	21,113,694	6,815,346	968,136	5,874,450	12,855,067	28,900,773	76,527,466
514000	Clerical/Technical/Service	16,187,430	4,196,676	431,518	642,131	9,241,604	8,101,608	38,800,967
515000	Other Academic	12,616,215	1,066,597	0	2,690,257	404,219	2,317,618	19,094,906
516000	Student Wages	100,120	29,367	0	0	31,151	0	160,638
517000	Supplemental Salaries & Wages	244,273	0	0	0	0	0	244,273
	<b>SUBTOTAL NONFACULTY</b>	<b>59,020,783</b>	<b>12,619,907</b>	<b>1,401,154</b>	<b>9,620,028</b>	<b>23,426,631</b>	<b>41,886,155</b>	<b>147,974,658</b>
	<b>SUBTOTAL SALARIES &amp; WAGES</b>	<b>127,346,378</b>	<b>15,898,078</b>	<b>1,536,072</b>	<b>19,422,981</b>	<b>26,729,604</b>	<b>85,915,320</b>	<b>276,848,433</b>
519100	Retirement Contribution	6,471,633	923,370	102,917	1,145,772	1,791,546	5,756,215	16,191,453
519200	FICA Contribution	6,146,965	998,134	109,061	1,184,613	1,871,763	5,670,294	15,980,830
519300	Health Insurance Contribution	15,192,681	1,735,795	215,052	2,175,027	3,583,084	10,051,857	32,953,496
519400	Life Insurance Contribution	440,234	24,234	3,072	38,835	53,485	171,832	731,692
519800	Workers Compensation	815,082	22,608	9,700	122,646	168,876	542,598	1,681,510
	<b>SUBTOTAL BENEFITS</b>	<b>29,066,595</b>	<b>3,704,141</b>	<b>439,802</b>	<b>4,666,893</b>	<b>7,468,754</b>	<b>22,192,796</b>	<b>67,538,981</b>
	<b>TOTAL PERSONAL SERVICES</b>	<b>156,412,973</b>	<b>19,602,219</b>	<b>1,975,874</b>	<b>24,089,874</b>	<b>34,198,358</b>	<b>108,108,116</b>	<b>344,387,414</b>
521000	Operating Expense	7,161,150	29,389,941	4,596,326	120,060,126	61,812,688	93,191,884	316,212,115
529000	Utilities	12,365,362	0	0	0	105,500	0	12,470,862
530000	Supplies & Materials	814,940	2,384,461	383,500	0	4,679,614	0	8,262,515
540000	Travel	123,349	39,594	57,900	0	772,604	0	993,447
550000	Capital Outlay	849,741	328,785	0	0	1,195,871	0	2,374,397
560000	Government Aid	0	0	0	550,000	365,705	0	915,705
570000	Cost of Goods Sold	0	0	0	0	3,869,660	0	3,869,660
	<b>TOTAL NET OPERATING EXPENSES</b>	<b>21,314,542</b>	<b>32,142,781</b>	<b>5,037,726</b>	<b>120,610,126</b>	<b>72,801,642</b>	<b>93,191,884</b>	<b>345,098,701</b>
	<b>CAMPUS TOTAL</b>	<b>177,727,515</b>	<b>51,745,000</b>	<b>7,013,600</b>	<b>144,700,000</b>	<b>107,000,000</b>	<b>201,300,000</b>	<b>689,486,115</b>

**REVENUE SUMMARY**  
**2014-2015 GENERAL OPERATING BUDGET**  
**UNIVERSITY OF NEBRASKA MEDICAL CENTER**

**CAMPUS TOTAL**

ACCOUNT	DESCRIPTION	UNRESTRICTED STATE AND UNIVERSITY GENERATED	DESIGNATED AND/OR RESTRICTED					TRUST	TOTAL
			CASH	REVOLVING	FEDERAL	AUXILIARIES AND SERVICES	8/5/14		
410000	State Appropriation	139,415,339	0	0	0	0	0	139,415,339	
<b>TOTAL STATE SUPPORT</b>		<b>139,415,339</b>	<b>0</b>	<b>0</b>	<b>0</b>	<b>0</b>	<b>0</b>	<b>139,415,339</b>	
460000	Restricted Revenue	0	0	0	144,700,000	0	0	144,700,000	
<b>TOTAL FEDERAL FUND</b>		<b>0</b>	<b>0</b>	<b>0</b>	<b>144,700,000</b>	<b>0</b>	<b>0</b>	<b>144,700,000</b>	
450000	Sales and Services	0	0	7,013,600	0	107,000,000	0	114,013,600	
<b>TOTAL REVOLVING FUND</b>		<b>0</b>	<b>0</b>	<b>7,013,600</b>	<b>0</b>	<b>107,000,000</b>	<b>0</b>	<b>114,013,600</b>	
460000	Restricted Revenue	0	0	0	0	0	201,300,000	201,300,000	
<b>TOTAL TRUST FUND</b>		<b>0</b>	<b>0</b>	<b>0</b>	<b>0</b>	<b>0</b>	<b>201,300,000</b>	<b>201,300,000</b>	
441100	Undergraduate Resident	5,686,948	0	0	0	0	0	5,686,948	
441110	Undergraduate Nonresident	1,696,821	0	0	0	0	0	1,696,821	
441200	Graduate Resident	3,102,300	0	0	0	0	0	3,102,300	
441210	Graduate Nonresident	6,045,021	0	0	0	0	0	6,045,021	
441300	Off-Campus Undergraduate	512,400	0	0	0	0	0	512,400	
441600	Professional Resident	23,226,025	0	0	0	0	0	23,226,025	
441610	Professional Nonresident	10,294,229	0	0	0	0	0	10,294,229	
<b>TOTAL GROSS TUITION</b>		<b>50,563,744</b>	<b>0</b>	<b>0</b>	<b>0</b>	<b>0</b>	<b>0</b>	<b>50,563,744</b>	
441001	Tuition Adjustments	-33,175	0	0	0	0	0	-33,175	
441990	Tuition Remissions	-15,325,604	0	0	0	0	0	-15,325,604	
<b>TOTAL TUITION OFFSETS</b>		<b>-15,358,779</b>	<b>0</b>	<b>0</b>	<b>0</b>	<b>0</b>	<b>0</b>	<b>-15,358,779</b>	
<b>SUBTOTAL NET TUITION (CASH)</b>		<b>35,204,965</b>	<b>0</b>	<b>0</b>	<b>0</b>	<b>0</b>	<b>0</b>	<b>35,204,965</b>	
442100	Institutional Student Fee	168,380	0	0	0	0	0	168,380	
442310	Application Fees - Gradua	23,376	0	0	0	0	0	23,376	
<b>SUBTOTAL STUDENT FEES</b>		<b>191,756</b>	<b>0</b>	<b>0</b>	<b>0</b>	<b>0</b>	<b>0</b>	<b>191,756</b>	
430000	Invest Loan/Endowment	2,400,000	0	0	0	0	0	2,400,000	
450000	Sales and Services	0	26,970,000	0	0	0	0	26,970,000	
461900	Indirect Costs-Federal	1,825,000	24,775,000	0	0	0	0	26,600,000	
833428	U-Wide Debt Svc & Admin S	-1,309,545	0	0	0	0	0	-1,309,545	
<b>SUBTOTAL OTHER CASH</b>		<b>2,915,455</b>	<b>51,745,000</b>	<b>0</b>	<b>0</b>	<b>0</b>	<b>0</b>	<b>54,852,211</b>	
<b>TOTAL CASH FUND</b>		<b>38,312,176</b>	<b>51,745,000</b>	<b>0</b>	<b>0</b>	<b>0</b>	<b>0</b>	<b>90,057,176</b>	
<b>TOTAL REVENUE</b>		<b>177,727,515</b>	<b>51,745,000</b>	<b>7,013,600</b>	<b>144,700,000</b>	<b>107,000,000</b>	<b>201,300,000</b>	<b>689,486,115</b>	

**EXPENDITURE SUMMARY**  
**2014-2015 GENERAL OPERATING BUDGET**  
**UNIVERSITY OF NEBRASKA MEDICAL CENTER**

SUBPROGRAM #/NAME 01 Academic Affairs

ACCOUNT	DESCRIPTION	UNRESTRICTED	DESIGNATED AND/OR RESTRICTED					TOTAL
		STATE AND UNIVERSITY GENERATED	CASH	REVOLVING	FEDERAL	AUXILIARIES AND SERVICES	TRUST	
511000	FACULTY							
	Professor	119,550	32,254	0	0	0	0	151,804
	Other	-78,743	-32,254	0	0	0	0	-110,997
	<b>SUBTOTAL FACULTY</b>	<b>40,807</b>	<b>0</b>	<b>0</b>	<b>0</b>	<b>0</b>	<b>0</b>	<b>40,807</b>
512100	Other Administrators	407,407	179,326	0	0	25,000	0	611,733
512000	Chairpersons	15,000	0	0	0	0	0	15,000
513000	Managerial/Professional	265,493	317,924	0	0	11,765	49,955	645,137
514000	Clerical/Technical/Service	79,387	28,576	0	0	29,767	0	137,730
515000	Other Academic	0	0	0	0	0	0	0
	<b>SUBTOTAL NONFACULTY</b>	<b>767,287</b>	<b>525,826</b>	<b>0</b>	<b>0</b>	<b>66,532</b>	<b>49,955</b>	<b>1,409,600</b>
	<b>SUBTOTAL SALARIES &amp; WAGES</b>	<b>808,094</b>	<b>525,826</b>	<b>0</b>	<b>0</b>	<b>66,532</b>	<b>49,955</b>	<b>1,450,407</b>
519100	Retirement Contribution	48,391	36,293	0	0	4,458	3,347	92,489
519200	FICA Contribution	56,194	36,293	0	0	4,657	3,297	100,441
519300	Health Insurance Contribution	97,553	69,383	0	0	8,915	5,845	181,696
519400	Life Insurance Contribution	1,402	1,069	0	0	133	100	2,704
519800	Workers Compensation	0	0	0	0	420	315	735
	<b>SUBTOTAL BENEFITS</b>	<b>203,540</b>	<b>143,038</b>	<b>0</b>	<b>0</b>	<b>18,583</b>	<b>12,904</b>	<b>378,065</b>
	<b>TOTAL PERSONAL SERVICES</b>	<b>1,011,634</b>	<b>668,864</b>	<b>0</b>	<b>0</b>	<b>85,115</b>	<b>62,859</b>	<b>1,828,472</b>
521000	Operating Expense	11,076	21,927	0	0	0	0	33,003
530000	Supplies & Materials	81,041	1,638	0	0	0	0	82,679
540000	Travel	2,092	3,328	0	0	0	0	5,420
	<b>TOTAL NET OPERATING EXPENSES</b>	<b>94,209</b>	<b>26,893</b>	<b>0</b>	<b>0</b>	<b>0</b>	<b>0</b>	<b>121,102</b>
	<b>SUB PROGRAM TOTAL</b>	<b>1,105,843</b>	<b>695,757</b>	<b>0</b>	<b>0</b>	<b>85,115</b>	<b>62,859</b>	<b>1,949,574</b>

**EXPENDITURE SUMMARY**  
**2014-2015 GENERAL OPERATING BUDGET**  
**UNIVERSITY OF NEBRASKA MEDICAL CENTER**

SUBPROGRAM #/NAME 04 School of Allied Health

ACCOUNT	DESCRIPTION	UNRESTRICTED	DESIGNATED AND/OR RESTRICTED					TOTAL
		STATE AND UNIVERSITY GENERATED	CASH	REVOLVING	FEDERAL	AUXILIARIES AND SERVICES	TRUST	
511000 FACULTY								
	Professor	386,502	31,247	0	58,144	0	5,150	481,043
	Associate Professor	341,209	156,583	0	28,411	0	20,720	546,923
	Assistant Professor	1,503,954	190,994	0	46,529	111,010	7,555	1,860,042
	Instructor	298,198	112,531	0	7,210	273,592	69,820	761,351
	Other	9,325	22,620	0	0	0	0	31,945
	<b>SUBTOTAL FACULTY</b>	<b>2,539,188</b>	<b>513,975</b>	<b>0</b>	<b>140,294</b>	<b>384,602</b>	<b>103,245</b>	<b>3,681,304</b>
512100	Other Administrators	292,459	314,499	0	25,884	0	16,572	649,414
512000	Chairpersons	0	13,096	0	0	0	0	13,096
513000	Managerial/Professional	439,405	136,002	0	149,738	109,031	46,573	880,749
514000	Clerical/Technical/Service	317,868	256,106	0	18,144	12,410	10,962	615,490
515000	Other Academic	0	0	0	0	0	0	0
	<b>SUBTOTAL NONFACULTY</b>	<b>1,049,732</b>	<b>719,703</b>	<b>0</b>	<b>193,766</b>	<b>121,441</b>	<b>74,107</b>	<b>2,158,749</b>
	<b>SUBTOTAL SALARIES &amp; WAGES</b>	<b>3,588,920</b>	<b>1,233,678</b>	<b>0</b>	<b>334,060</b>	<b>506,043</b>	<b>177,352</b>	<b>5,840,053</b>
519100	Retirement Contribution	190,516	82,151	0	19,696	33,906	11,850	338,119
519200	FICA Contribution	223,939	82,151	0	20,365	35,422	11,674	373,551
519300	Health Insurance Contribution	407,773	157,054	0	37,391	67,809	20,696	690,723
519400	Life Insurance Contribution	6,685	2,416	0	667	1,012	353	11,133
519800	Workers Compensation	0	0	0	2,109	3,196	1,118	6,423
	<b>SUBTOTAL BENEFITS</b>	<b>828,913</b>	<b>323,772</b>	<b>0</b>	<b>80,228</b>	<b>141,345</b>	<b>45,691</b>	<b>1,419,949</b>
	<b>TOTAL PERSONAL SERVICES</b>	<b>4,417,833</b>	<b>1,557,450</b>	<b>0</b>	<b>414,288</b>	<b>647,388</b>	<b>223,043</b>	<b>7,260,002</b>
521000	Operating Expense	141,204	17,455	0	0	534,836	0	693,495
530000	Supplies & Materials	24,511	5,945	0	0	169,492	0	199,948
540000	Travel	0	0	0	0	88,531	0	88,531
	<b>TOTAL NET OPERATING EXPENSES</b>	<b>165,715</b>	<b>23,400</b>	<b>0</b>	<b>0</b>	<b>792,859</b>	<b>0</b>	<b>981,974</b>
	<b>SUB PROGRAM TOTAL</b>	<b>4,583,548</b>	<b>1,580,850</b>	<b>0</b>	<b>414,288</b>	<b>1,440,247</b>	<b>223,043</b>	<b>8,241,976</b>

**EXPENDITURE SUMMARY**  
**2014-2015 GENERAL OPERATING BUDGET**  
**UNIVERSITY OF NEBRASKA MEDICAL CENTER**

SUBPROGRAM #/NAME 09 College of Dentistry

ACCOUNT	DESCRIPTION	UNRESTRICTED	DESIGNATED AND/OR RESTRICTED					TOTAL
		STATE AND UNIVERSITY GENERATED	CASH	REVOLVING	FEDERAL	AUXILIARIES AND SERVICES	TRUST	
511000	FACULTY							
	Professor	2,214,800	0	0	98,157	0	69,114	2,382,071
	Associate Professor	2,153,579	0	0	123,008	97,929	53,770	2,428,286
	Assistant Professor	1,756,553	0	0	72,637	16,772	60,918	1,906,880
	Instructor	129,261	0	0	0	63,186	58,772	251,219
	<b>SUBTOTAL FACULTY</b>	<b>6,254,193</b>	<b>0</b>	<b>0</b>	<b>293,802</b>	<b>177,887</b>	<b>242,574</b>	<b>6,968,456</b>
512100	Other Administrators	862,875	0	0	33,132	60,000	16,419	972,426
512000	Chairpersons	377,839	0	0	0	0	0	377,839
513000	Managerial/Professional	442,551	0	0	232,534	2,787	122,970	800,842
514000	Clerical/Technical/Service	758,923	0	0	36,923	86,203	317,143	1,199,192
515000	Other Academic	37,327	0	0	107,979	66,622	29,636	241,564
	<b>SUBTOTAL NONFACULTY</b>	<b>2,479,515</b>	<b>0</b>	<b>0</b>	<b>410,568</b>	<b>215,612</b>	<b>486,168</b>	<b>3,591,863</b>
	<b>SUBTOTAL SALARIES &amp; WAGES</b>	<b>8,733,708</b>	<b>0</b>	<b>0</b>	<b>704,370</b>	<b>393,499</b>	<b>728,742</b>	<b>10,560,319</b>
519100	Retirement Contribution	452,672	0	0	41,558	26,364	48,827	569,421
519200	FICA Contribution	532,087	0	0	42,965	27,545	48,097	650,694
519300	Health Insurance Contribution	968,877	0	0	78,889	52,729	85,262	1,185,757
519400	Life Insurance Contribution	15,884	0	0	1,409	786	1,457	19,536
519800	Workers Compensation	0	0	0	4,449	2,485	4,604	11,538
	<b>SUBTOTAL BENEFITS</b>	<b>1,969,520</b>	<b>0</b>	<b>0</b>	<b>169,270</b>	<b>109,909</b>	<b>188,247</b>	<b>2,436,946</b>
	<b>TOTAL PERSONAL SERVICES</b>	<b>10,703,228</b>	<b>0</b>	<b>0</b>	<b>873,640</b>	<b>503,408</b>	<b>916,989</b>	<b>12,997,265</b>
521000	Operating Expense	143,694	0	0	0	56,500	0	200,194
530000	Supplies & Materials	81,528	0	0	0	923,500	0	1,005,028
540000	Travel	6,333	0	0	0	0	0	6,333
550000	Capital Outlay	23,123	0	0	0	0	0	23,123
	<b>TOTAL NET OPERATING EXPENSES</b>	<b>254,678</b>	<b>0</b>	<b>0</b>	<b>0</b>	<b>980,000</b>	<b>0</b>	<b>1,234,678</b>
	<b>SUB PROGRAM TOTAL</b>	<b>10,957,906</b>	<b>0</b>	<b>0</b>	<b>873,640</b>	<b>1,483,408</b>	<b>916,989</b>	<b>14,231,943</b>



**EXPENDITURE SUMMARY**  
**2014-2015 GENERAL OPERATING BUDGET**  
**UNIVERSITY OF NEBRASKA MEDICAL CENTER**

SUBPROGRAM #/NAME 12 Graduate College

ACCOUNT	DESCRIPTION	UNRESTRICTED	DESIGNATED AND/OR RESTRICTED					TOTAL
		STATE AND UNIVERSITY GENERATED	CASH	REVOLVING	FEDERAL	AUXILIARIES AND SERVICES	TRUST	
511000	FACULTY							
	Professor	108,368	0	0	0	27,301	73,627	209,296
	Associate Professor	33,762	0	0	0	0	0	33,762
	Assistant Professor	0	0	0	0	0	123,600	123,600
	Instructor	0	0	0	0	0	0	0
	Other	-92,158	0	0	0	0	0	-92,158
	<b>SUBTOTAL FACULTY</b>	<b>49,972</b>	<b>0</b>	<b>0</b>	<b>0</b>	<b>27,301</b>	<b>197,227</b>	<b>274,500</b>
512100	Other Administrators	115,554	0	0	0	0	0	115,554
512000	Chairpersons	0	0	0	0	0	0	0
513000	Managerial/Professional	456,166	0	0	0	175,362	117,408	748,936
514000	Clerical/Technical/Service	92,083	0	0	0	0	29,909	121,992
515000	Other Academic	871,470	0	0	0	0	27,038	898,508
	<b>SUBTOTAL NONFACULTY</b>	<b>1,535,273</b>	<b>0</b>	<b>0</b>	<b>0</b>	<b>175,362</b>	<b>174,355</b>	<b>1,884,990</b>
	<b>SUBTOTAL SALARIES &amp; WAGES</b>	<b>1,585,245</b>	<b>0</b>	<b>0</b>	<b>0</b>	<b>202,663</b>	<b>371,582</b>	<b>2,159,490</b>
519100	Retirement Contribution	37,434	0	0	0	13,578	24,896	75,908
519200	FICA Contribution	44,001	0	0	0	14,187	24,525	82,713
519300	Health Insurance Contribution	80,120	0	0	0	27,157	43,474	150,751
519400	Life Insurance Contribution	1,313	0	0	0	406	743	2,462
519800	Workers Compensation	0	0	0	0	1,280	2,348	3,628
	<b>SUBTOTAL BENEFITS</b>	<b>162,868</b>	<b>0</b>	<b>0</b>	<b>0</b>	<b>56,608</b>	<b>95,986</b>	<b>315,462</b>
	<b>TOTAL PERSONAL SERVICES</b>	<b>1,748,113</b>	<b>0</b>	<b>0</b>	<b>0</b>	<b>259,271</b>	<b>467,568</b>	<b>2,474,952</b>
521000	Operating Expense	41,281	0	0	0	0	0	41,281
530000	Supplies & Materials	4,159	0	0	0	0	0	4,159
540000	Travel	3,809	0	0	0	0	0	3,809
	<b>TOTAL NET OPERATING EXPENSES</b>	<b>49,249</b>	<b>0</b>	<b>0</b>	<b>0</b>	<b>0</b>	<b>0</b>	<b>49,249</b>
	<b>SUB PROGRAM TOTAL</b>	<b>1,797,362</b>	<b>0</b>	<b>0</b>	<b>0</b>	<b>259,271</b>	<b>467,568</b>	<b>2,524,201</b>

**EXPENDITURE SUMMARY**  
**2014-2015 GENERAL OPERATING BUDGET**  
**UNIVERSITY OF NEBRASKA MEDICAL CENTER**

SUBPROGRAM #/NAME 16 McGoogan Library of Medicine

ACCOUNT	DESCRIPTION	UNRESTRICTED	DESIGNATED AND/OR RESTRICTED					TOTAL
		STATE AND UNIVERSITY GENERATED	CASH	REVOLVING	FEDERAL	AUXILIARIES AND SERVICES	TRUST	
	Associate Professor	607,800	0	0	0	0	65,463	673,263
	Assistant Professor	294,311	0	0	0	43,750	0	338,061
	Other	-60,000	0	0	0	0	0	-60,000
	<b>SUBTOTAL FACULTY</b>	<b>842,111</b>	<b>0</b>	<b>0</b>	<b>0</b>	<b>43,750</b>	<b>65,463</b>	<b>951,324</b>
512100	Other Administrators	133,500	0	0	0	0	0	133,500
512000	Chairpersons	20,000	0	0	0	0	0	20,000
513000	Managerial/Professional	131,647	0	0	0	0	0	131,647
514000	Clerical/Technical/Service	403,112	0	0	0	58,407	0	461,519
516000	Student Wages	10,000	0	0	0	0	0	10,000
	<b>SUBTOTAL NONFACULTY</b>	<b>698,259</b>	<b>0</b>	<b>0</b>	<b>0</b>	<b>58,407</b>	<b>0</b>	<b>756,666</b>
	<b>SUBTOTAL SALARIES &amp; WAGES</b>	<b>1,540,370</b>	<b>0</b>	<b>0</b>	<b>0</b>	<b>102,157</b>	<b>65,463</b>	<b>1,707,990</b>
519100	Retirement Contribution	83,850	0	0	0	6,845	4,386	95,081
519200	FICA Contribution	98,561	0	0	0	7,151	4,321	110,033
519300	Health Insurance Contribution	179,470	0	0	0	13,689	7,659	200,818
519400	Life Insurance Contribution	2,942	0	0	0	204	131	3,277
519800	Workers Compensation	0	0	0	0	645	413	1,058
	<b>SUBTOTAL BENEFITS</b>	<b>364,823</b>	<b>0</b>	<b>0</b>	<b>0</b>	<b>28,534</b>	<b>16,910</b>	<b>410,267</b>
	<b>TOTAL PERSONAL SERVICES</b>	<b>1,905,193</b>	<b>0</b>	<b>0</b>	<b>0</b>	<b>130,691</b>	<b>82,373</b>	<b>2,118,257</b>
521000	Operating Expense	70,000	0	0	0	45,050	0	115,050
530000	Supplies & Materials	3,000	0	0	0	418	0	3,418
540000	Travel	5,000	0	0	0	0	0	5,000
550000	Capital Outlay	787,438	0	0	0	609,835	0	1,397,273
	<b>TOTAL NET OPERATING EXPENSES</b>	<b>865,438</b>	<b>0</b>	<b>0</b>	<b>0</b>	<b>655,303</b>	<b>0</b>	<b>1,520,741</b>
	<b>SUB PROGRAM TOTAL</b>	<b>2,770,631</b>	<b>0</b>	<b>0</b>	<b>0</b>	<b>785,994</b>	<b>82,373</b>	<b>3,638,998</b>

**EXPENDITURE SUMMARY**  
**2014-2015 GENERAL OPERATING BUDGET**  
**UNIVERSITY OF NEBRASKA MEDICAL CENTER**

SUBPROGRAM #/NAME 18 College of Nursing

ACCOUNT	DESCRIPTION	UNRESTRICTED	DESIGNATED AND/OR RESTRICTED					TOTAL
		STATE AND UNIVERSITY GENERATED	CASH	REVOLVING	FEDERAL	AUXILIARIES AND SERVICES	TRUST	
511000 FACULTY								
	Professor	2,682,615	0	0	204,770	0	22,166	2,909,551
	Associate Professor	2,692,298	0	0	16,862	0	95,447	2,804,607
	Assistant Professor	2,409,816	0	0	154,302	0	69,544	2,633,662
	Instructor	1,977,291	0	0	0	0	456,769	2,434,060
	Other	-115,265	0	0	0	0	0	-115,265
	<b>SUBTOTAL FACULTY</b>	<b>9,646,755</b>	<b>0</b>	<b>0</b>	<b>375,934</b>	<b>0</b>	<b>643,926</b>	<b>10,666,615</b>
512100	Other Administrators	317,300	0	0	0	10,500	4,000	331,800
512000	Chairpersons	10,000	0	0	0	0	0	10,000
513000	Managerial/Professional	1,863,558	0	0	182,895	241,230	328,295	2,615,978
514000	Clerical/Technical/Service	736,019	0	0	44,983	70,236	141,643	992,881
515000	Other Academic	82,442	0	0	0	0	0	82,442
516000	Student Wages	51,987	0	0	0	0	0	51,987
	<b>SUBTOTAL NONFACULTY</b>	<b>3,061,306</b>	<b>0</b>	<b>0</b>	<b>227,878</b>	<b>321,966</b>	<b>473,938</b>	<b>4,085,088</b>
	<b>SUBTOTAL SALARIES &amp; WAGES</b>	<b>12,708,061</b>	<b>0</b>	<b>0</b>	<b>603,812</b>	<b>321,966</b>	<b>1,117,864</b>	<b>14,751,703</b>
519100	Retirement Contribution	573,876	0	0	35,625	21,572	74,899	705,972
519200	FICA Contribution	674,553	0	0	36,833	22,537	73,778	807,701
519300	Health Insurance Contribution	1,228,293	0	0	67,627	43,144	130,789	1,469,853
519400	Life Insurance Contribution	20,136	0	0	1,208	645	2,237	24,226
519800	Workers Compensation	0	0	0	3,813	2,033	7,060	12,906
	<b>SUBTOTAL BENEFITS</b>	<b>2,496,858</b>	<b>0</b>	<b>0</b>	<b>145,106</b>	<b>89,931</b>	<b>288,763</b>	<b>3,020,658</b>
	<b>TOTAL PERSONAL SERVICES</b>	<b>15,204,919</b>	<b>0</b>	<b>0</b>	<b>748,918</b>	<b>411,897</b>	<b>1,406,627</b>	<b>17,772,361</b>
521000	Operating Expense	175,840	0	0	0	181,970	0	357,810
530000	Supplies & Materials	40,112	0	0	0	966,350	0	1,006,462
540000	Travel	15,063	0	0	0	54,600	0	69,663
	<b>TOTAL NET OPERATING EXPENSES</b>	<b>231,015</b>	<b>0</b>	<b>0</b>	<b>0</b>	<b>1,202,920</b>	<b>0</b>	<b>1,433,935</b>
	<b>SUB PROGRAM TOTAL</b>	<b>15,435,934</b>	<b>0</b>	<b>0</b>	<b>748,918</b>	<b>1,614,817</b>	<b>1,406,627</b>	<b>19,206,296</b>

**EXPENDITURE SUMMARY**  
**2014-2015 GENERAL OPERATING BUDGET**  
**UNIVERSITY OF NEBRASKA MEDICAL CENTER**

SUBPROGRAM #/NAME 19 Eppley Research Institute

ACCOUNT	DESCRIPTION	UNRESTRICTED	DESIGNATED AND/OR RESTRICTED					TOTAL
		STATE AND UNIVERSITY GENERATED	CASH	REVOLVING	FEDERAL	AUXILIARIES AND SERVICES	TRUST	
511000	FACULTY							
	Professor	1,337,106	0	0	533,494	0	385,534	2,256,134
	Associate Professor	215,062	0	0	116,487	0	168,866	500,415
	Assistant Professor	83,630	0	0	229,492	71,425	223,433	607,980
	<b>SUBTOTAL FACULTY</b>	<b>1,635,798</b>	<b>0</b>	<b>0</b>	<b>879,473</b>	<b>71,425</b>	<b>777,833</b>	<b>3,364,529</b>
512100	Other Administrators	165,133	0	0	89,850	0	299,640	554,623
512000	Chairpersons	7,000	0	0	5,000	0	30,000	42,000
513000	Managerial/Professional	737,651	0	0	715,683	64,765	572,679	2,090,778
514000	Clerical/Technical/Service	333,626	0	0	101,858	10,294	32,584	478,362
515000	Other Academic	0	0	0	304,759	18,046	388,198	711,003
516000	Student Wages	3	0	0	0	0	0	3
	<b>SUBTOTAL NONFACULTY</b>	<b>1,243,413</b>	<b>0</b>	<b>0</b>	<b>1,217,150</b>	<b>93,105</b>	<b>1,323,101</b>	<b>3,876,769</b>
	<b>SUBTOTAL SALARIES &amp; WAGES</b>	<b>2,879,211</b>	<b>0</b>	<b>0</b>	<b>2,096,623</b>	<b>164,530</b>	<b>2,100,934</b>	<b>7,241,298</b>
519100	Retirement Contribution	161,009	0	0	123,699	11,024	140,763	436,495
519200	FICA Contribution	189,258	0	0	127,894	11,518	138,662	467,332
519300	Health Insurance Contribution	344,622	0	0	234,823	22,047	245,809	847,301
519400	Life Insurance Contribution	5,650	0	0	4,194	329	4,202	14,375
519800	Workers Compensation	0	0	0	13,241	1,039	13,266	27,546
	<b>SUBTOTAL BENEFITS</b>	<b>700,539</b>	<b>0</b>	<b>0</b>	<b>503,851</b>	<b>45,957</b>	<b>542,702</b>	<b>1,793,049</b>
	<b>TOTAL PERSONAL SERVICES</b>	<b>3,579,750</b>	<b>0</b>	<b>0</b>	<b>2,600,474</b>	<b>210,487</b>	<b>2,643,636</b>	<b>9,034,347</b>
521000	Operating Expense	152,486	0	0	0	0	0	152,486
530000	Supplies & Materials	57,000	0	0	0	0	0	57,000
540000	Travel	7,000	0	0	0	0	0	7,000
550000	Capital Outlay	8,000	0	0	0	0	0	8,000
	<b>TOTAL NET OPERATING EXPENSES</b>	<b>224,486</b>	<b>0</b>	<b>0</b>	<b>0</b>	<b>0</b>	<b>0</b>	<b>224,486</b>
	<b>SUB PROGRAM TOTAL</b>	<b>3,804,236</b>	<b>0</b>	<b>0</b>	<b>2,600,474</b>	<b>210,487</b>	<b>2,643,636</b>	<b>9,258,833</b>

**EXPENDITURE SUMMARY**  
**2014-2015 GENERAL OPERATING BUDGET**  
**UNIVERSITY OF NEBRASKA MEDICAL CENTER**

SUBPROGRAM #/NAME 20 College of Pharmacy

ACCOUNT	DESCRIPTION	UNRESTRICTED	DESIGNATED AND/OR RESTRICTED					TOTAL
		STATE AND UNIVERSITY GENERATED	CASH	REVOLVING	FEDERAL	AUXILIARIES AND SERVICES	TRUST	
511000 FACULTY								
	Professor	1,388,430	0	0	458,664	0	219,291	2,066,385
	Associate Professor	420,802	0	0	52,902	64,890	138,849	677,443
	Assistant Professor	1,286,802	0	0	130,711	0	222,460	1,639,973
	Instructor	102,758	0	0	0	0	0	102,758
	Other	-324,335	0	0	0	0	0	-324,335
	<b>SUBTOTAL FACULTY</b>	<b>2,874,457</b>	<b>0</b>	<b>0</b>	<b>642,277</b>	<b>64,890</b>	<b>580,600</b>	<b>4,162,224</b>
512100	Other Administrators	321,511	0	0	5,391	0	62,895	389,797
512000	Chairpersons	238,533	0	0	32,484	0	0	271,017
513000	Managerial/Professional	329,723	0	0	235,007	52,062	182,932	799,724
514000	Clerical/Technical/Service	258,649	0	0	90,451	34,490	122,903	506,493
515000	Other Academic	155,395	0	0	374,450	78,500	300,305	908,650
517000	Supplemental Salaries & Wages	0	0	0	0	0	0	0
	<b>SUBTOTAL NONFACULTY</b>	<b>1,303,811</b>	<b>0</b>	<b>0</b>	<b>737,783</b>	<b>165,052</b>	<b>669,035</b>	<b>2,875,681</b>
	<b>SUBTOTAL SALARIES &amp; WAGES</b>	<b>4,178,268</b>	<b>0</b>	<b>0</b>	<b>1,380,060</b>	<b>229,942</b>	<b>1,249,635</b>	<b>7,037,905</b>
519100	Retirement Contribution	198,822	0	0	81,424	15,408	83,727	379,381
519200	FICA Contribution	233,704	0	0	84,183	16,095	82,477	416,459
519300	Health Insurance Contribution	425,546	0	0	154,567	30,812	146,207	757,132
519400	Life Insurance Contribution	6,977	0	0	2,759	460	2,501	12,697
519800	Workers Compensation	0	0	0	8,715	1,452	7,893	18,060
	<b>SUBTOTAL BENEFITS</b>	<b>865,049</b>	<b>0</b>	<b>0</b>	<b>331,648</b>	<b>64,227</b>	<b>322,805</b>	<b>1,583,729</b>
	<b>TOTAL PERSONAL SERVICES</b>	<b>5,043,317</b>	<b>0</b>	<b>0</b>	<b>1,711,708</b>	<b>294,169</b>	<b>1,572,440</b>	<b>8,621,634</b>
521000	Operating Expense	72,864	0	0	0	0	0	72,864
530000	Supplies & Materials	80,998	0	0	0	0	0	80,998
	<b>TOTAL NET OPERATING EXPENSES</b>	<b>153,862</b>	<b>0</b>	<b>0</b>	<b>0</b>	<b>0</b>	<b>0</b>	<b>153,862</b>
	<b>SUB PROGRAM TOTAL</b>	<b>5,197,179</b>	<b>0</b>	<b>0</b>	<b>1,711,708</b>	<b>294,169</b>	<b>1,572,440</b>	<b>8,775,496</b>

**EXPENDITURE SUMMARY**  
**2014-2015 GENERAL OPERATING BUDGET**  
**UNIVERSITY OF NEBRASKA MEDICAL CENTER**

SUBPROGRAM #/NAME 22 Other Instruction or Research

ACCOUNT	DESCRIPTION	UNRESTRICTED	DESIGNATED AND/OR RESTRICTED					TOTAL
		STATE AND UNIVERSITY GENERATED	CASH	REVOLVING	FEDERAL	AUXILIARIES AND SERVICES	TRUST	
	Other	1,622,759	0	0	0	0	0	1,622,759
	<b>SUBTOTAL FACULTY</b>	<b>1,622,759</b>	<b>0</b>	<b>0</b>	<b>0</b>	<b>0</b>	<b>0</b>	<b>1,622,759</b>
512100	Other Administrators	256,474	0	0	0	0	0	256,474
513000	Managerial/Professional	265,106	0	0	0	0	0	265,106
514000	Clerical/Technical/Service	341,147	0	0	0	0	0	341,147
517000	Supplemental Salaries & Wages	98,429	0	0	0	0	0	98,429
	<b>SUBTOTAL NONFACULTY</b>	<b>961,156</b>	<b>0</b>	<b>0</b>	<b>0</b>	<b>0</b>	<b>0</b>	<b>961,156</b>
	<b>SUBTOTAL SALARIES &amp; WAGES</b>	<b>2,583,915</b>	<b>0</b>	<b>0</b>	<b>0</b>	<b>0</b>	<b>0</b>	<b>2,583,915</b>
519100	Retirement Contribution	23,466	0	0	0	0	0	23,466
519200	FICA Contribution	37,819	0	0	0	0	0	37,819
519300	Health Insurance Contribution	107,721	0	0	0	0	0	107,721
519400	Life Insurance Contribution	918	0	0	0	0	0	918
	<b>SUBTOTAL BENEFITS</b>	<b>169,924</b>	<b>0</b>	<b>0</b>	<b>0</b>	<b>0</b>	<b>0</b>	<b>169,924</b>
	<b>TOTAL PERSONAL SERVICES</b>	<b>2,753,839</b>	<b>0</b>	<b>0</b>	<b>0</b>	<b>0</b>	<b>0</b>	<b>2,753,839</b>
521000	Operating Expense	290,702	22,775,000	0	0	0	0	23,065,702
530000	Supplies & Materials	8,811	0	0	0	0	0	8,811
540000	Travel	6,581	0	0	0	0	0	6,581
550000	Capital Outlay	2,706	0	0	0	0	0	2,706
	<b>TOTAL NET OPERATING EXPENSES</b>	<b>308,800</b>	<b>22,775,000</b>	<b>0</b>	<b>0</b>	<b>0</b>	<b>0</b>	<b>23,083,800</b>
	<b>SUB PROGRAM TOTAL</b>	<b>3,062,639</b>	<b>22,775,000</b>	<b>0</b>	<b>0</b>	<b>0</b>	<b>0</b>	<b>25,837,639</b>

**EXPENDITURE SUMMARY**  
**2014-2015 GENERAL OPERATING BUDGET**  
**UNIVERSITY OF NEBRASKA MEDICAL CENTER**

SUBPROGRAM #/NAME 23 Student Aid

ACCOUNT	DESCRIPTION	UNRESTRICTED	DESIGNATED AND/OR RESTRICTED					TOTAL
		STATE AND UNIVERSITY GENERATED	CASH	REVOLVING	FEDERAL	AUXILIARIES AND SERVICES	TRUST	
521000	Operating Expense	376,024	0	0	0	0	0	376,024
	<b>TOTAL NET OPERATING EXPENSES</b>	<b>376,024</b>	<b>0</b>	<b>0</b>	<b>0</b>	<b>0</b>	<b>0</b>	<b>376,024</b>
	<b>SUB PROGRAM TOTAL</b>	<b>376,024</b>	<b>0</b>	<b>0</b>	<b>0</b>	<b>0</b>	<b>0</b>	<b>376,024</b>

**EXPENDITURE SUMMARY**  
**2014-2015 GENERAL OPERATING BUDGET**  
**UNIVERSITY OF NEBRASKA MEDICAL CENTER**

SUBPROGRAM #/NAME 24 International Programs

ACCOUNT	DESCRIPTION	UNRESTRICTED	DESIGNATED AND/OR RESTRICTED					TOTAL
		STATE AND UNIVERSITY GENERATED	CASH	REVOLVING	FEDERAL	AUXILIARIES AND SERVICES	TRUST	
513000	Managerial/Professional	0	0	0	0	206,116	0	206,116
	<b>SUBTOTAL NONFACULTY</b>	<b>0</b>	<b>0</b>	<b>0</b>	<b>0</b>	<b>206,116</b>	<b>0</b>	<b>206,116</b>
	<b>SUBTOTAL SALARIES &amp; WAGES</b>	<b>0</b>	<b>0</b>	<b>0</b>	<b>0</b>	<b>206,116</b>	<b>0</b>	<b>206,116</b>
519100	Retirement Contribution	0	0	0	0	13,810	0	13,810
519200	FICA Contribution	0	0	0	0	14,428	0	14,428
519300	Health Insurance Contribution	0	0	0	0	27,620	0	27,620
519400	Life Insurance Contribution	0	0	0	0	412	0	412
519800	Workers Compensation	0	0	0	0	1,302	0	1,302
	<b>SUBTOTAL BENEFITS</b>	<b>0</b>	<b>0</b>	<b>0</b>	<b>0</b>	<b>57,572</b>	<b>0</b>	<b>57,572</b>
	<b>TOTAL PERSONAL SERVICES</b>	<b>0</b>	<b>0</b>	<b>0</b>	<b>0</b>	<b>263,688</b>	<b>0</b>	<b>263,688</b>
521000	Operating Expense	0	0	0	0	24,000	0	24,000
530000	Supplies & Materials	0	0	0	0	5,000	0	5,000
540000	Travel	0	0	0	0	15,672	0	15,672
	<b>TOTAL NET OPERATING EXPENSES</b>	<b>0</b>	<b>0</b>	<b>0</b>	<b>0</b>	<b>44,672</b>	<b>0</b>	<b>44,672</b>
	<b>SUB PROGRAM TOTAL</b>	<b>0</b>	<b>0</b>	<b>0</b>	<b>0</b>	<b>308,360</b>	<b>0</b>	<b>308,360</b>



**EXPENDITURE SUMMARY**  
**2014-2015 GENERAL OPERATING BUDGET**  
**UNIVERSITY OF NEBRASKA MEDICAL CENTER**

SUBPROGRAM #/NAME 25 Instruction Budget Adjustments

ACCOUNT	DESCRIPTION	UNRESTRICTED	DESIGNATED AND/OR RESTRICTED					TOTAL
		STATE AND UNIVERSITY GENERATED	CASH	REVOLVING	FEDERAL	AUXILIARIES AND SERVICES	TRUST	
511000	FACULTY							
	Professor	0	0	0	0	0	0	0
	Assistant Professor	2,027,001	0	0	0	0	0	2,027,001
	Other	3,008,473	0	0	0	0	0	3,008,473
	<b>SUBTOTAL FACULTY</b>	<b>5,035,474</b>	<b>0</b>	<b>0</b>	<b>0</b>	<b>0</b>	<b>0</b>	<b>5,035,474</b>
512100	Other Administrators	72,640	0	0	0	0	0	72,640
513000	Managerial/Professional	2,113	0	0	0	0	0	2,113
514000	Clerical/Technical/Service	125,351	0	0	0	0	0	125,351
515000	Other Academic	9,492	0	0	0	0	0	9,492
	<b>SUBTOTAL NONFACULTY</b>	<b>209,596</b>	<b>0</b>	<b>0</b>	<b>0</b>	<b>0</b>	<b>0</b>	<b>209,596</b>
	<b>SUBTOTAL SALARIES &amp; WAGES</b>	<b>5,245,070</b>	<b>0</b>	<b>0</b>	<b>0</b>	<b>0</b>	<b>0</b>	<b>5,245,070</b>
519100	Retirement Contribution	1,503,096	0	0	0	0	0	1,503,096
519200	FICA Contribution	-555,800	0	0	0	0	0	-555,800
519300	Health Insurance Contribution	2,740,985	0	0	0	0	0	2,740,985
519400	Life Insurance Contribution	278,162	0	0	0	0	0	278,162
	<b>SUBTOTAL BENEFITS</b>	<b>3,966,443</b>	<b>0</b>	<b>0</b>	<b>0</b>	<b>0</b>	<b>0</b>	<b>3,966,443</b>
	<b>TOTAL PERSONAL SERVICES</b>	<b>9,211,513</b>	<b>0</b>	<b>0</b>	<b>0</b>	<b>0</b>	<b>0</b>	<b>9,211,513</b>
521000	Operating Expense	-153,001	0	0	0	0	0	-153,001
	<b>TOTAL NET OPERATING EXPENSES</b>	<b>-153,001</b>	<b>0</b>	<b>0</b>	<b>0</b>	<b>0</b>	<b>0</b>	<b>-153,001</b>
	<b>SUB PROGRAM TOTAL</b>	<b>9,058,512</b>	<b>0</b>	<b>0</b>	<b>0</b>	<b>0</b>	<b>0</b>	<b>9,058,512</b>

**EXPENDITURE SUMMARY**  
**2014-2015 GENERAL OPERATING BUDGET**  
**UNIVERSITY OF NEBRASKA MEDICAL CENTER**

**SUBPROGRAM #/NAME 26**

**Continuing Studies and Public Services**

ACCOUNT	DESCRIPTION	UNRESTRICTED	DESIGNATED AND/OR RESTRICTED					TOTAL
		STATE AND UNIVERSITY GENERATED	CASH	REVOLVING	FEDERAL	AUXILIARIES AND SERVICES	TRUST	
511000	FACULTY							
	Professor	0	0	72,275	0	0	0	72,275
	Assistant Professor	0	0	62,643	0	0	0	62,643
	<b>SUBTOTAL FACULTY</b>	<b>0</b>	<b>0</b>	<b>134,918</b>	<b>0</b>	<b>0</b>	<b>0</b>	<b>134,918</b>
512100	Other Administrators	0	0	1,500	0	0	0	1,500
513000	Managerial/Professional	0	0	968,136	0	0	0	968,136
514000	Clerical/Technical/Service	0	0	431,518	0	0	0	431,518
	<b>SUBTOTAL NONFACULTY</b>	<b>0</b>	<b>0</b>	<b>1,401,154</b>	<b>0</b>	<b>0</b>	<b>0</b>	<b>1,401,154</b>
	<b>SUBTOTAL SALARIES &amp; WAGES</b>	<b>0</b>	<b>0</b>	<b>1,536,072</b>	<b>0</b>	<b>0</b>	<b>0</b>	<b>1,536,072</b>
519100	Retirement Contribution	0	0	102,917	0	0	0	102,917
519200	FICA Contribution	0	0	109,061	0	0	0	109,061
519300	Health Insurance Contribution	0	0	215,052	0	0	0	215,052
519400	Life Insurance Contribution	0	0	3,072	0	0	0	3,072
519800	Workers Compensation	0	0	9,700	0	0	0	9,700
	<b>SUBTOTAL BENEFITS</b>	<b>0</b>	<b>0</b>	<b>439,802</b>	<b>0</b>	<b>0</b>	<b>0</b>	<b>439,802</b>
	<b>TOTAL PERSONAL SERVICES</b>	<b>0</b>	<b>0</b>	<b>1,975,874</b>	<b>0</b>	<b>0</b>	<b>0</b>	<b>1,975,874</b>
521000	Operating Expense	0	0	4,596,326	0	0	0	4,596,326
530000	Supplies & Materials	0	0	383,500	0	0	0	383,500
540000	Travel	0	0	57,900	0	0	0	57,900
	<b>TOTAL NET OPERATING EXPENSES</b>	<b>0</b>	<b>0</b>	<b>5,037,726</b>	<b>0</b>	<b>0</b>	<b>0</b>	<b>5,037,726</b>
	<b>SUB PROGRAM TOTAL</b>	<b>0</b>	<b>0</b>	<b>7,013,600</b>	<b>0</b>	<b>0</b>	<b>0</b>	<b>7,013,600</b>

**EXPENDITURE SUMMARY**  
**2014-2015 GENERAL OPERATING BUDGET**  
**UNIVERSITY OF NEBRASKA MEDICAL CENTER**

SUBPROGRAM #/NAME 29 Academic Computing Support

ACCOUNT	DESCRIPTION	UNRESTRICTED	DESIGNATED AND/OR RESTRICTED					TOTAL
		STATE AND UNIVERSITY GENERATED	CASH	REVOLVING	FEDERAL	AUXILIARIES AND SERVICES	TRUST	
512100	Other Administrators	0	0	0	0	37,545	0	37,545
512000	Chairpersons	0	0	0	0	97,616	0	97,616
513000	Managerial/Professional	979,882	0	0	0	3,190,391	0	4,170,273
514000	Clerical/Technical/Service	233,718	0	0	0	1,357,416	0	1,591,134
	<b>SUBTOTAL NONFACULTY</b>	<b>1,213,600</b>	<b>0</b>	<b>0</b>	<b>0</b>	<b>4,682,968</b>	<b>0</b>	<b>5,896,568</b>
	<b>SUBTOTAL SALARIES &amp; WAGES</b>	<b>1,213,600</b>	<b>0</b>	<b>0</b>	<b>0</b>	<b>4,682,968</b>	<b>0</b>	<b>5,896,568</b>
519100	Retirement Contribution	64,776	0	0	0	313,759	0	378,535
519200	FICA Contribution	76,140	0	0	0	327,808	0	403,948
519300	Health Insurance Contribution	138,644	0	0	0	627,519	0	766,163
519400	Life Insurance Contribution	2,272	0	0	0	9,365	0	11,637
519800	Workers Compensation	0	0	0	0	29,574	0	29,574
	<b>SUBTOTAL BENEFITS</b>	<b>281,832</b>	<b>0</b>	<b>0</b>	<b>0</b>	<b>1,308,025</b>	<b>0</b>	<b>1,589,857</b>
	<b>TOTAL PERSONAL SERVICES</b>	<b>1,495,432</b>	<b>0</b>	<b>0</b>	<b>0</b>	<b>5,990,993</b>	<b>0</b>	<b>7,486,425</b>
521000	Operating Expense	731,564	0	0	0	3,291,843	0	4,023,407
530000	Supplies & Materials	0	0	0	0	213,555	0	213,555
540000	Travel	0	0	0	0	53,000	0	53,000
550000	Capital Outlay	0	0	0	0	500,000	0	500,000
570000	Cost of Goods Sold	0	0	0	0	710,000	0	710,000
	<b>TOTAL NET OPERATING EXPENSES</b>	<b>731,564</b>	<b>0</b>	<b>0</b>	<b>0</b>	<b>4,768,398</b>	<b>0</b>	<b>5,499,962</b>
	<b>SUB PROGRAM TOTAL</b>	<b>2,226,996</b>	<b>0</b>	<b>0</b>	<b>0</b>	<b>10,759,391</b>	<b>0</b>	<b>12,986,387</b>

**EXPENDITURE SUMMARY**  
**2014-2015 GENERAL OPERATING BUDGET**  
**UNIVERSITY OF NEBRASKA MEDICAL CENTER**

SUBPROGRAM #/NAME 30 Rural Health Education Network

ACCOUNT	DESCRIPTION	UNRESTRICTED	DESIGNATED AND/OR RESTRICTED					TOTAL
		STATE AND UNIVERSITY GENERATED	CASH	REVOLVING	FEDERAL	AUXILIARIES AND SERVICES	TRUST	
513000	Managerial/Professional	0	0	0	0	0	0	0
517000	Supplemental Salaries & Wages	43,269	0	0	0	0	0	43,269
	<b>SUBTOTAL NONFACULTY</b>	<b>43,269</b>	<b>0</b>	<b>0</b>	<b>0</b>	<b>0</b>	<b>0</b>	<b>43,269</b>
	<b>SUBTOTAL SALARIES &amp; WAGES</b>	<b>43,269</b>	<b>0</b>	<b>0</b>	<b>0</b>	<b>0</b>	<b>0</b>	<b>43,269</b>
519100	Retirement Contribution	0	0	0	0	0	0	0
519200	FICA Contribution	0	0	0	0	0	0	0
519300	Health Insurance Contribution	0	0	0	0	0	0	0
519400	Life Insurance Contribution	0	0	0	0	0	0	0
	<b>SUBTOTAL BENEFITS</b>	<b>0</b>	<b>0</b>	<b>0</b>	<b>0</b>	<b>0</b>	<b>0</b>	<b>0</b>
	<b>TOTAL PERSONAL SERVICES</b>	<b>43,269</b>	<b>0</b>	<b>0</b>	<b>0</b>	<b>0</b>	<b>0</b>	<b>43,269</b>
	<b>SUB PROGRAM TOTAL</b>	<b>43,269</b>	<b>0</b>	<b>0</b>	<b>0</b>	<b>0</b>	<b>0</b>	<b>43,269</b>

**EXPENDITURE SUMMARY**  
**2014-2015 GENERAL OPERATING BUDGET**  
**UNIVERSITY OF NEBRASKA MEDICAL CENTER**

SUBPROGRAM #/NAME 33 Physical Plant Administration

ACCOUNT	DESCRIPTION	UNRESTRICTED	DESIGNATED AND/OR RESTRICTED					TOTAL
		STATE AND UNIVERSITY GENERATED	CASH	REVOLVING	FEDERAL	AUXILIARIES AND SERVICES	TRUST	
512100	Other Administrators	114,750	0	0	0	0	0	114,750
513000	Managerial/Professional	1,817,158	0	0	0	1,840,989	0	3,658,147
514000	Clerical/Technical/Service	3,812,720	0	0	0	3,377,505	0	7,190,225
516000	Student Wages	33,606	0	0	0	0	0	33,606
517000	Supplemental Salaries & Wages	97,019	0	0	0	0	0	97,019
	<b>SUBTOTAL NONFACULTY</b>	<b>5,875,253</b>	<b>0</b>	<b>0</b>	<b>0</b>	<b>5,218,494</b>	<b>0</b>	<b>11,093,747</b>
	<b>SUBTOTAL SALARIES &amp; WAGES</b>	<b>5,875,253</b>	<b>0</b>	<b>0</b>	<b>0</b>	<b>5,218,494</b>	<b>0</b>	<b>11,093,747</b>
519100	Retirement Contribution	269,649	0	0	0	349,639	0	619,288
519200	FICA Contribution	378,687	0	0	0	365,297	0	743,984
519300	Health Insurance Contribution	877,815	0	0	0	699,277	0	1,577,092
519400	Life Insurance Contribution	3,883	0	0	0	10,438	0	14,321
519800	Workers Compensation	0	0	0	0	32,959	0	32,959
	<b>SUBTOTAL BENEFITS</b>	<b>1,530,034</b>	<b>0</b>	<b>0</b>	<b>0</b>	<b>1,457,610</b>	<b>0</b>	<b>2,987,644</b>
	<b>TOTAL PERSONAL SERVICES</b>	<b>7,405,287</b>	<b>0</b>	<b>0</b>	<b>0</b>	<b>6,676,104</b>	<b>0</b>	<b>14,081,391</b>
521000	Operating Expense	1,096,626	0	0	0	4,642,284	0	5,738,910
529000	Utilities	12,365,362	0	0	0	0	0	12,365,362
530000	Supplies & Materials	266,919	0	0	0	899,859	0	1,166,778
540000	Travel	25,509	0	0	0	38,472	0	63,981
550000	Capital Outlay	23,686	0	0	0	22,650	0	46,336
	<b>TOTAL NET OPERATING EXPENSES</b>	<b>13,778,102</b>	<b>0</b>	<b>0</b>	<b>0</b>	<b>5,603,265</b>	<b>0</b>	<b>19,381,367</b>
	<b>SUB PROGRAM TOTAL</b>	<b>21,183,389</b>	<b>0</b>	<b>0</b>	<b>0</b>	<b>12,279,369</b>	<b>0</b>	<b>33,462,758</b>

**EXPENDITURE SUMMARY**  
**2014-2015 GENERAL OPERATING BUDGET**  
**UNIVERSITY OF NEBRASKA MEDICAL CENTER**

SUBPROGRAM #/NAME 38 Other Plant Operations & Maintenance

ACCOUNT	DESCRIPTION	UNRESTRICTED	DESIGNATED AND/OR RESTRICTED					TOTAL
		STATE AND UNIVERSITY GENERATED	CASH	REVOLVING	FEDERAL	AUXILIARIES AND SERVICES	TRUST	
513000	Managerial/Professional	156,250	0	0	0	0	0	156,250
514000	Clerical/Technical/Service	2,585,577	0	0	0	0	0	2,585,577
	<b>SUBTOTAL NONFACULTY</b>	<b>2,741,827</b>	<b>0</b>	<b>0</b>	<b>0</b>	<b>0</b>	<b>0</b>	<b>2,741,827</b>
	<b>SUBTOTAL SALARIES &amp; WAGES</b>	<b>2,741,827</b>	<b>0</b>	<b>0</b>	<b>0</b>	<b>0</b>	<b>0</b>	<b>2,741,827</b>
519100	Retirement Contribution	210,335	0	0	0	0	0	210,335
519200	FICA Contribution	234,162	0	0	0	0	0	234,162
519300	Health Insurance Contribution	335,213	0	0	0	0	0	335,213
519400	Life Insurance Contribution	1,711	0	0	0	0	0	1,711
	<b>SUBTOTAL BENEFITS</b>	<b>781,421</b>	<b>0</b>	<b>0</b>	<b>0</b>	<b>0</b>	<b>0</b>	<b>781,421</b>
	<b>TOTAL PERSONAL SERVICES</b>	<b>3,523,248</b>	<b>0</b>	<b>0</b>	<b>0</b>	<b>0</b>	<b>0</b>	<b>3,523,248</b>
	<b>SUB PROGRAM TOTAL</b>	<b>3,523,248</b>	<b>0</b>	<b>0</b>	<b>0</b>	<b>0</b>	<b>0</b>	<b>3,523,248</b>

**EXPENDITURE SUMMARY**  
**2014-2015 GENERAL OPERATING BUDGET**  
**UNIVERSITY OF NEBRASKA MEDICAL CENTER**

SUBPROGRAM #/NAME 41 Executive Administration

ACCOUNT	DESCRIPTION	UNRESTRICTED	DESIGNATED AND/OR RESTRICTED					TOTAL
		STATE AND UNIVERSITY GENERATED	CASH	REVOLVING	FEDERAL	AUXILIARIES AND SERVICES	TRUST	
511000	FACULTY							
	Professor	0	0	0	47,759	0	0	47,759
	Associate Professor	0	0	0	6,813	0	0	6,813
	Instructor	0	0	0	14,420	0	0	14,420
	<b>SUBTOTAL FACULTY</b>	<b>0</b>	<b>0</b>	<b>0</b>	<b>68,992</b>	<b>0</b>	<b>0</b>	<b>68,992</b>
512100	Other Administrators	1,046,759	0	0	0	0	279,059	1,325,818
513000	Managerial/Professional	156,875	0	0	17,027	0	0	173,902
514000	Clerical/Technical/Service	42,720	0	0	1,411	0	0	44,131
	<b>SUBTOTAL NONFACULTY</b>	<b>1,246,354</b>	<b>0</b>	<b>0</b>	<b>18,438</b>	<b>0</b>	<b>279,059</b>	<b>1,543,851</b>
	<b>SUBTOTAL SALARIES &amp; WAGES</b>	<b>1,246,354</b>	<b>0</b>	<b>0</b>	<b>87,430</b>	<b>0</b>	<b>279,059</b>	<b>1,612,843</b>
519100	Retirement Contribution	68,621	0	0	5,158	0	18,697	92,476
519200	FICA Contribution	80,660	0	0	5,333	0	18,418	104,411
519300	Health Insurance Contribution	146,874	0	0	9,792	0	32,650	189,316
519400	Life Insurance Contribution	2,408	0	0	175	0	558	3,141
519800	Workers Compensation	0	0	0	553	0	1,763	2,316
	<b>SUBTOTAL BENEFITS</b>	<b>298,563</b>	<b>0</b>	<b>0</b>	<b>21,011</b>	<b>0</b>	<b>72,086</b>	<b>391,660</b>
	<b>TOTAL PERSONAL SERVICES</b>	<b>1,544,917</b>	<b>0</b>	<b>0</b>	<b>108,441</b>	<b>0</b>	<b>351,145</b>	<b>2,004,503</b>
521000	Operating Expense	158,534	0	0	0	0	0	158,534
530000	Supplies & Materials	13,469	0	0	0	0	0	13,469
540000	Travel	11,314	0	0	0	0	0	11,314
	<b>TOTAL NET OPERATING EXPENSES</b>	<b>183,317</b>	<b>0</b>	<b>0</b>	<b>0</b>	<b>0</b>	<b>0</b>	<b>183,317</b>
	<b>SUB PROGRAM TOTAL</b>	<b>1,728,234</b>	<b>0</b>	<b>0</b>	<b>108,441</b>	<b>0</b>	<b>351,145</b>	<b>2,187,820</b>

**EXPENDITURE SUMMARY**  
**2014-2015 GENERAL OPERATING BUDGET**  
**UNIVERSITY OF NEBRASKA MEDICAL CENTER**

SUBPROGRAM #/NAME 42 Student Services

ACCOUNT	DESCRIPTION	UNRESTRICTED	DESIGNATED AND/OR RESTRICTED				TOTAL	
		STATE AND UNIVERSITY GENERATED	CASH	REVOLVING	FEDERAL	AUXILIARIES AND SERVICES		TRUST
	Associate Professor	0	0	0	0	63,861	0	63,861
	<b>SUBTOTAL FACULTY</b>	<b>0</b>	<b>0</b>	<b>0</b>	<b>0</b>	<b>63,861</b>	<b>0</b>	<b>63,861</b>
512100	Other Administrators	63,536	0	0	0	0	0	63,536
513000	Managerial/Professional	846,341	0	0	0	37,735	0	884,076
514000	Clerical/Technical/Service	279,346	0	0	0	76,529	9,113	364,988
516000	Student Wages	4,000	0	0	0	0	0	4,000
	<b>SUBTOTAL NONFACULTY</b>	<b>1,193,223</b>	<b>0</b>	<b>0</b>	<b>0</b>	<b>114,264</b>	<b>9,113</b>	<b>1,316,600</b>
	<b>SUBTOTAL SALARIES &amp; WAGES</b>	<b>1,193,223</b>	<b>0</b>	<b>0</b>	<b>0</b>	<b>178,125</b>	<b>9,113</b>	<b>1,380,461</b>
519100	Retirement Contribution	59,985	0	0	0	11,934	611	72,530
519200	FICA Contribution	70,509	0	0	0	12,469	601	83,579
519300	Health Insurance Contribution	128,388	0	0	0	23,868	1,066	153,322
519400	Life Insurance Contribution	2,105	0	0	0	357	18	2,480
519800	Workers Compensation	0	0	0	0	1,125	58	1,183
	<b>SUBTOTAL BENEFITS</b>	<b>260,987</b>	<b>0</b>	<b>0</b>	<b>0</b>	<b>49,753</b>	<b>2,354</b>	<b>313,094</b>
	<b>TOTAL PERSONAL SERVICES</b>	<b>1,454,210</b>	<b>0</b>	<b>0</b>	<b>0</b>	<b>227,878</b>	<b>11,467</b>	<b>1,693,555</b>
521000	Operating Expense	145,752	0	0	0	180,000	0	325,752
530000	Supplies & Materials	10,691	0	0	0	82,125	0	92,816
540000	Travel	14,640	0	0	0	1,500	0	16,140
560000	Government Aid	0	0	0	550,000	0	0	550,000
	<b>TOTAL NET OPERATING EXPENSES</b>	<b>171,083</b>	<b>0</b>	<b>0</b>	<b>550,000</b>	<b>263,625</b>	<b>0</b>	<b>984,708</b>
	<b>SUB PROGRAM TOTAL</b>	<b>1,625,293</b>	<b>0</b>	<b>0</b>	<b>550,000</b>	<b>491,503</b>	<b>11,467</b>	<b>2,678,263</b>



**EXPENDITURE SUMMARY**  
**2014-2015 GENERAL OPERATING BUDGET**  
**UNIVERSITY OF NEBRASKA MEDICAL CENTER**

SUBPROGRAM #/NAME 43 Business and Finance

ACCOUNT	DESCRIPTION	UNRESTRICTED	DESIGNATED AND/OR RESTRICTED				TOTAL	
		STATE AND UNIVERSITY GENERATED	CASH	REVOLVING	FEDERAL	AUXILIARIES AND SERVICES		TRUST
511000	FACULTY							
	Professor	0	0	0	0	0	0	0
	<b>SUBTOTAL FACULTY</b>	<b>0</b>	<b>0</b>	<b>0</b>	<b>0</b>	<b>0</b>	<b>0</b>	<b>0</b>
512100	Other Administrators	805,363	0	0	0	142,075	0	947,438
513000	Managerial/Professional	6,246,769	223,611	0	0	1,774,604	0	8,244,984
514000	Clerical/Technical/Service	1,584,177	69,895	0	0	1,365,361	0	3,019,433
516000	Student Wages	480	0	0	0	15,569	0	16,049
517000	Supplemental Salaries & Wages	5,556	0	0	0	0	0	5,556
	<b>SUBTOTAL NONFACULTY</b>	<b>8,642,345</b>	<b>293,506</b>	<b>0</b>	<b>0</b>	<b>3,297,609</b>	<b>0</b>	<b>12,233,460</b>
	<b>SUBTOTAL SALARIES &amp; WAGES</b>	<b>8,642,345</b>	<b>293,506</b>	<b>0</b>	<b>0</b>	<b>3,297,609</b>	<b>0</b>	<b>12,233,460</b>
519100	Retirement Contribution	343,188	17,788	0	0	220,921	0	581,897
519200	FICA Contribution	414,326	17,788	0	0	230,814	0	662,928
519300	Health Insurance Contribution	808,991	34,005	0	0	441,840	0	1,284,836
519400	Life Insurance Contribution	12,105	523	0	0	6,595	0	19,223
519800	Workers Compensation	0	0	0	0	20,825	0	20,825
	<b>SUBTOTAL BENEFITS</b>	<b>1,578,610</b>	<b>70,104</b>	<b>0</b>	<b>0</b>	<b>920,995</b>	<b>0</b>	<b>2,569,709</b>
	<b>TOTAL PERSONAL SERVICES</b>	<b>10,220,955</b>	<b>363,610</b>	<b>0</b>	<b>0</b>	<b>4,218,604</b>	<b>0</b>	<b>14,803,169</b>
521000	Operating Expense	749,137	-645,573	0	0	3,158,551	0	3,262,115
529000	Utilities	0	0	0	0	105,500	0	105,500
530000	Supplies & Materials	102,795	3,090	0	0	480,615	0	586,500
540000	Travel	18,008	2,266	0	0	396,805	0	417,079
550000	Capital Outlay	4,258	0	0	0	18,000	0	22,258
570000	Cost of Goods Sold	0	0	0	0	2,860,256	0	2,860,256
	<b>TOTAL NET OPERATING EXPENSES</b>	<b>874,198</b>	<b>-640,217</b>	<b>0</b>	<b>0</b>	<b>7,019,727</b>	<b>0</b>	<b>7,253,708</b>
	<b>SUB PROGRAM TOTAL</b>	<b>11,095,153</b>	<b>-276,607</b>	<b>0</b>	<b>0</b>	<b>11,238,331</b>	<b>0</b>	<b>22,056,877</b>

**EXPENDITURE SUMMARY**  
**2014-2015 GENERAL OPERATING BUDGET**  
**UNIVERSITY OF NEBRASKA MEDICAL CENTER**

SUBPROGRAM #/NAME 44 General Expense

ACCOUNT	DESCRIPTION	UNRESTRICTED	DESIGNATED AND/OR RESTRICTED					TOTAL
		STATE AND UNIVERSITY GENERATED	CASH	REVOLVING	FEDERAL	AUXILIARIES AND SERVICES	TRUST	
512100	Other Administrators	0	0	0	0	0	0	0
513000	Managerial/Professional	527,981	0	0	0	316,589	60,304	904,874
514000	Clerical/Technical/Service	133,175	0	0	0	70,799	37,320	241,294
516000	Student Wages	44	0	0	0	0	0	44
	<b>SUBTOTAL NONFACULTY</b>	<b>661,200</b>	<b>0</b>	<b>0</b>	<b>0</b>	<b>387,388</b>	<b>97,624</b>	<b>1,146,212</b>
	<b>SUBTOTAL SALARIES &amp; WAGES</b>	<b>661,200</b>	<b>0</b>	<b>0</b>	<b>0</b>	<b>387,388</b>	<b>97,624</b>	<b>1,146,212</b>
519100	Retirement Contribution	56,174	0	0	0	25,955	6,541	88,670
519200	FICA Contribution	66,030	0	0	0	27,118	6,443	99,591
519300	Health Insurance Contribution	120,233	0	0	0	51,910	11,422	183,565
519400	Life Insurance Contribution	1,971	0	0	0	775	195	2,941
519800	Workers Compensation	815,082	0	0	0	2,447	617	818,146
	<b>SUBTOTAL BENEFITS</b>	<b>1,059,490</b>	<b>0</b>	<b>0</b>	<b>0</b>	<b>108,205</b>	<b>25,218</b>	<b>1,192,913</b>
	<b>TOTAL PERSONAL SERVICES</b>	<b>1,720,690</b>	<b>0</b>	<b>0</b>	<b>0</b>	<b>495,593</b>	<b>122,842</b>	<b>2,339,125</b>
521000	Operating Expense	1,674,403	0	0	0	84,250	0	1,758,653
530000	Supplies & Materials	5,000	0	0	0	15,000	0	20,000
540000	Travel	2,000	0	0	0	18,000	0	20,000
550000	Capital Outlay	530	0	0	0	0	0	530
	<b>TOTAL NET OPERATING EXPENSES</b>	<b>1,681,933</b>	<b>0</b>	<b>0</b>	<b>0</b>	<b>117,250</b>	<b>0</b>	<b>1,799,183</b>
	<b>SUB PROGRAM TOTAL</b>	<b>3,402,623</b>	<b>0</b>	<b>0</b>	<b>0</b>	<b>612,843</b>	<b>122,842</b>	<b>4,138,308</b>

**EXPENDITURE SUMMARY**  
**2014-2015 GENERAL OPERATING BUDGET**  
**UNIVERSITY OF NEBRASKA MEDICAL CENTER**

SUBPROGRAM #/NAME 51 College of Medicine

ACCOUNT	DESCRIPTION	UNRESTRICTED	DESIGNATED AND/OR RESTRICTED					TOTAL
		STATE AND UNIVERSITY GENERATED	CASH	REVOLVING	FEDERAL	AUXILIARIES AND SERVICES	TRUST	
511000 FACULTY								
	Professor	5,171,058	0	0	1,802,647	0	1,054,405	8,028,110
	Associate Professor	1,589,233	0	0	583,180	78,684	113,016	2,364,113
	Assistant Professor	835,099	0	0	706,205	84,130	487,753	2,113,187
	Instructor	86,254	0	0	649,728	0	99,134	835,116
	Other	7,028,457	0	0	0	0	0	7,028,457
	<b>SUBTOTAL FACULTY</b>	<b>14,710,101</b>	<b>0</b>	<b>0</b>	<b>3,741,760</b>	<b>162,814</b>	<b>1,754,308</b>	<b>20,368,983</b>
512100	Other Administrators	987,619	0	0	0	190,756	159,143	1,337,518
512000	Chairpersons	508,302	0	0	125,350	0	286,607	920,259
513000	Managerial/Professional	1,076,877	0	0	1,341,340	1,032,121	1,341,689	4,792,027
514000	Clerical/Technical/Service	568,513	0	0	124,931	983,405	118,197	1,795,046
515000	Other Academic	10,958,851	0	0	1,026,681	0	341,167	12,326,699
516000	Student Wages	0	0	0	0	15,582	0	15,582
	<b>SUBTOTAL NONFACULTY</b>	<b>14,100,162</b>	<b>0</b>	<b>0</b>	<b>2,618,302</b>	<b>2,221,864</b>	<b>2,246,803</b>	<b>21,187,131</b>
	<b>SUBTOTAL SALARIES &amp; WAGES</b>	<b>28,810,263</b>	<b>0</b>	<b>0</b>	<b>6,360,062</b>	<b>2,384,678</b>	<b>4,001,111</b>	<b>41,556,114</b>
519100	Retirement Contribution	400,752	0	0	375,071	159,772	264,052	1,199,647
519200	FICA Contribution	1,309,615	0	0	387,786	166,927	260,114	2,124,442
519300	Health Insurance Contribution	2,412,918	0	0	712,003	319,549	461,111	3,905,581
519400	Life Insurance Contribution	14,064	0	0	12,713	4,770	7,884	39,431
519800	Workers Compensation	0	0	0	40,148	15,060	24,892	80,100
	<b>SUBTOTAL BENEFITS</b>	<b>4,137,349</b>	<b>0</b>	<b>0</b>	<b>1,527,721</b>	<b>666,078</b>	<b>1,018,053</b>	<b>7,349,201</b>
	<b>TOTAL PERSONAL SERVICES</b>	<b>32,947,612</b>	<b>0</b>	<b>0</b>	<b>7,887,783</b>	<b>3,050,756</b>	<b>5,019,164</b>	<b>48,905,315</b>
521000	Operating Expense	315,708	0	0	0	594,340	1,273,601	2,183,649
530000	Supplies & Materials	27,906	0	0	0	386,801	0	414,707
540000	Travel	0	0	0	0	16,000	0	16,000
550000	Capital Outlay	0	0	0	0	336	0	336
	<b>TOTAL NET OPERATING EXPENSES</b>	<b>343,614</b>	<b>0</b>	<b>0</b>	<b>0</b>	<b>997,477</b>	<b>1,273,601</b>	<b>2,614,692</b>
	<b>SUB PROGRAM TOTAL</b>	<b>33,291,226</b>	<b>0</b>	<b>0</b>	<b>7,887,783</b>	<b>4,048,233</b>	<b>6,292,765</b>	<b>51,520,007</b>

**EXPENDITURE SUMMARY**  
**2014-2015 GENERAL OPERATING BUDGET**  
**UNIVERSITY OF NEBRASKA MEDICAL CENTER**

SUBPROGRAM #/NAME 52 College of Medicine

ACCOUNT	DESCRIPTION	UNRESTRICTED STATE AND UNIVERSITY GENERATED	DESIGNATED AND/OR RESTRICTED					TOTAL
			CASH	REVOLVING	FEDERAL	AUXILIARIES AND SERVICES	TRUST	
511000 FACULTY								
	Professor	2,506,153	0	0	612,905	0	1,300,799	4,419,857
	Associate Professor	3,050,967	0	0	364,713	0	932,685	4,348,365
	Assistant Professor	3,749,883	0	0	249,384	0	1,042,370	5,041,637
	Instructor	400,644	0	0	10,815	0	106,794	518,253
	Other	5,000	0	0	0	0	0	5,000
	<b>SUBTOTAL FACULTY</b>	<b>9,712,647</b>	<b>0</b>	<b>0</b>	<b>1,237,817</b>	<b>0</b>	<b>3,382,648</b>	<b>14,333,112</b>
512100	Other Administrators	20,500	0	0	1,107	3,000	10,000	34,607
512000	Chairpersons	400,907	0	0	0	0	19,445	420,352
513000	Managerial/Professional	1,473,239	0	0	999,850	0	3,075,341	5,548,430
514000	Clerical/Technical/Service	1,379,107	0	0	91,047	0	572,675	2,042,829
515000	Other Academic	57,071	0	0	436,019	0	246,478	739,568
517000	Supplemental Salaries & Wages	0	0	0	0	0	0	0
	<b>SUBTOTAL NONFACULTY</b>	<b>3,330,824</b>	<b>0</b>	<b>0</b>	<b>1,528,023</b>	<b>3,000</b>	<b>3,923,939</b>	<b>8,785,786</b>
	<b>SUBTOTAL SALARIES &amp; WAGES</b>	<b>13,043,471</b>	<b>0</b>	<b>0</b>	<b>2,765,840</b>	<b>3,000</b>	<b>7,306,587</b>	<b>23,118,898</b>
519100	Retirement Contribution	578,977	0	0	163,186	201	489,537	1,231,901
519200	FICA Contribution	680,551	0	0	168,717	210	482,231	1,331,709
519300	Health Insurance Contribution	1,239,221	0	0	309,776	402	854,858	2,404,257
519400	Life Insurance Contribution	20,316	0	0	5,532	6	14,610	40,464
519800	Workers Compensation	0	0	0	17,465	19	46,149	63,633
	<b>SUBTOTAL BENEFITS</b>	<b>2,519,065</b>	<b>0</b>	<b>0</b>	<b>664,676</b>	<b>838</b>	<b>1,887,385</b>	<b>5,071,964</b>
	<b>TOTAL PERSONAL SERVICES</b>	<b>15,562,536</b>	<b>0</b>	<b>0</b>	<b>3,430,516</b>	<b>3,838</b>	<b>9,193,972</b>	<b>28,190,862</b>
	<b>SUB PROGRAM TOTAL</b>	<b>15,562,536</b>	<b>0</b>	<b>0</b>	<b>3,430,516</b>	<b>3,838</b>	<b>9,193,972</b>	<b>28,190,862</b>

**EXPENDITURE SUMMARY**  
**2014-2015 GENERAL OPERATING BUDGET**  
**UNIVERSITY OF NEBRASKA MEDICAL CENTER**

SUBPROGRAM #/NAME 53 College of Medicine

ACCOUNT	DESCRIPTION	UNRESTRICTED	DESIGNATED AND/OR RESTRICTED					TOTAL
		STATE AND UNIVERSITY GENERATED	CASH	REVOLVING	FEDERAL	AUXILIARIES AND SERVICES	TRUST	
511000 FACULTY								
	Professor	3,450,614	0	0	744,221	26,783	2,451,145	6,672,763
	Associate Professor	1,850,516	0	0	126,365	51,931	1,567,841	3,596,653
	Assistant Professor	1,924,920	0	0	252,490	0	2,746,455	4,923,865
	Instructor	40,800	0	0	53,956	0	101,519	196,275
	Other	0	0	0	0	0	15,000	15,000
	<b>SUBTOTAL FACULTY</b>	<b>7,266,850</b>	<b>0</b>	<b>0</b>	<b>1,177,032</b>	<b>78,714</b>	<b>6,881,960</b>	<b>15,404,556</b>
512100	Other Administrators	55,987	0	0	94,992	0	73,260	224,239
512000	Chairpersons	554,620	0	0	0	0	0	554,620
513000	Managerial/Professional	1,402,823	0	0	1,313,918	725,005	3,648,721	7,090,467
514000	Clerical/Technical/Service	1,045,648	0	0	91,597	128,868	1,545,082	2,811,195
515000	Other Academic	172,795	0	0	261,531	0	444,642	878,968
517000	Supplemental Salaries & Wages	0	0	0	0	0	0	0
	<b>SUBTOTAL NONFACULTY</b>	<b>3,231,873</b>	<b>0</b>	<b>0</b>	<b>1,762,038</b>	<b>853,873</b>	<b>5,711,705</b>	<b>11,559,489</b>
	<b>SUBTOTAL SALARIES &amp; WAGES</b>	<b>10,498,723</b>	<b>0</b>	<b>0</b>	<b>2,939,070</b>	<b>932,587</b>	<b>12,593,665</b>	<b>26,964,045</b>
519100	Retirement Contribution	509,710	0	0	173,407	62,483	843,782	1,589,382
519200	FICA Contribution	599,136	0	0	179,286	65,281	831,182	1,674,885
519300	Health Insurance Contribution	1,090,961	0	0	329,174	124,967	1,473,459	3,018,561
519400	Life Insurance Contribution	17,886	0	0	5,877	1,867	25,190	50,820
519800	Workers Compensation	0	0	0	18,563	5,892	79,536	103,991
	<b>SUBTOTAL BENEFITS</b>	<b>2,217,693</b>	<b>0</b>	<b>0</b>	<b>706,307</b>	<b>260,490</b>	<b>3,253,149</b>	<b>6,437,639</b>
	<b>TOTAL PERSONAL SERVICES</b>	<b>12,716,416</b>	<b>0</b>	<b>0</b>	<b>3,645,377</b>	<b>1,193,077</b>	<b>15,846,814</b>	<b>33,401,684</b>
521000	Operating Expense	846,230	0	0	0	221,591	0	1,067,821
530000	Supplies & Materials	0	0	0	0	362,447	0	362,447
540000	Travel	0	0	0	0	34,669	0	34,669
550000	Capital Outlay	0	0	0	0	42,250	0	42,250
	<b>TOTAL NET OPERATING EXPENSES</b>	<b>846,230</b>	<b>0</b>	<b>0</b>	<b>0</b>	<b>660,957</b>	<b>0</b>	<b>1,507,187</b>
	<b>SUB PROGRAM TOTAL</b>	<b>13,562,646</b>	<b>0</b>	<b>0</b>	<b>3,645,377</b>	<b>1,854,034</b>	<b>15,846,814</b>	<b>34,908,871</b>

**EXPENDITURE SUMMARY**  
**2014-2015 GENERAL OPERATING BUDGET**  
**UNIVERSITY OF NEBRASKA MEDICAL CENTER**

SUBPROGRAM #/NAME 54 College of Public Health

ACCOUNT	DESCRIPTION	UNRESTRICTED	DESIGNATED AND/OR RESTRICTED					TOTAL
		STATE AND UNIVERSITY GENERATED	CASH	REVOLVING	FEDERAL	AUXILIARIES AND SERVICES	TRUST	
511000 FACULTY								
	Professor	2,376,630	0	0	296,140	0	88,085	2,760,855
	Associate Professor	1,595,368	0	0	58,667	17,978	360,394	2,032,407
	Assistant Professor	1,541,300	0	0	110,417	0	402,081	2,053,798
	Instructor	130,571	0	0	6,247	5,735	201,096	343,649
	Other	-1,514,197	0	0	0	0	0	-1,514,197
	<b>SUBTOTAL FACULTY</b>	<b>4,129,672</b>	<b>0</b>	<b>0</b>	<b>471,471</b>	<b>23,713</b>	<b>1,051,656</b>	<b>5,676,512</b>
512100	Other Administrators	250,279	0	0	0	0	10,000	260,279
512000	Chairpersons	27,985	0	0	0	0	0	27,985
513000	Managerial/Professional	604,330	0	0	206,349	238,123	1,033,501	2,082,303
514000	Clerical/Technical/Service	607,673	0	0	1,093	120,250	263,753	992,769
515000	Other Academic	41,406	0	0	2,627	0	121,218	165,251
517000	Supplemental Salaries & Wages	0	0	0	0	0	0	0
	<b>SUBTOTAL NONFACULTY</b>	<b>1,531,673</b>	<b>0</b>	<b>0</b>	<b>210,069</b>	<b>358,373</b>	<b>1,428,472</b>	<b>3,528,587</b>
	<b>SUBTOTAL SALARIES &amp; WAGES</b>	<b>5,661,345</b>	<b>0</b>	<b>0</b>	<b>681,540</b>	<b>382,086</b>	<b>2,480,128</b>	<b>9,205,099</b>
519100	Retirement Contribution	392,017	0	0	40,211	25,600	166,165	623,993
519200	FICA Contribution	457,543	0	0	41,573	26,746	163,688	689,550
519300	Health Insurance Contribution	844,118	0	0	76,332	51,200	290,172	1,261,822
519400	Life Insurance Contribution	14,228	0	0	1,363	764	4,961	21,316
519800	Workers Compensation	0	0	0	4,308	2,414	15,665	22,387
	<b>SUBTOTAL BENEFITS</b>	<b>1,707,906</b>	<b>0</b>	<b>0</b>	<b>163,787</b>	<b>106,724</b>	<b>640,651</b>	<b>2,619,068</b>
	<b>TOTAL PERSONAL SERVICES</b>	<b>7,369,251</b>	<b>0</b>	<b>0</b>	<b>845,327</b>	<b>488,810</b>	<b>3,120,779</b>	<b>11,824,167</b>
521000	Operating Expense	121,026	0	0	0	85,000	0	206,026
530000	Supplies & Materials	7,000	0	0	0	0	0	7,000
540000	Travel	6,000	0	0	0	0	0	6,000
	<b>TOTAL NET OPERATING EXPENSES</b>	<b>134,026</b>	<b>0</b>	<b>0</b>	<b>0</b>	<b>85,000</b>	<b>0</b>	<b>219,026</b>
	<b>SUB PROGRAM TOTAL</b>	<b>7,503,277</b>	<b>0</b>	<b>0</b>	<b>845,327</b>	<b>573,810</b>	<b>3,120,779</b>	<b>12,043,193</b>

**EXPENDITURE SUMMARY**  
**2014-2015 GENERAL OPERATING BUDGET**  
**UNIVERSITY OF NEBRASKA MEDICAL CENTER**

SUBPROGRAM #/NAME 55      Munroe-Meyer Institute

ACCOUNT	DESCRIPTION	UNRESTRICTED	DESIGNATED AND/OR RESTRICTED					TOTAL
		STATE AND UNIVERSITY GENERATED	CASH	REVOLVING	FEDERAL	AUXILIARIES AND SERVICES	TRUST	
511000 FACULTY								
	Professor	0	761,269	0	454,686	532,540	395,151	2,143,646
	Associate Professor	0	527,528	0	174,237	191,045	352,455	1,245,265
	Assistant Professor	0	731,872	0	132,945	693,227	393,448	1,951,492
	Instructor	0	145,622	0	12,233	104,645	62,002	324,502
	Other	0	-1,731,123	0	0	53,868	0	-1,677,255
	<b>SUBTOTAL FACULTY</b>	<b>0</b>	<b>435,168</b>	<b>0</b>	<b>774,101</b>	<b>1,575,325</b>	<b>1,203,056</b>	<b>3,987,650</b>
512100	Other Administrators	0	5,000	0	0	5,948	0	10,948
513000	Managerial/Professional	0	3,197,364	0	480,109	1,398,968	3,071,664	8,148,105
514000	Clerical/Technical/Service	0	1,049,004	0	39,693	498,384	152,776	1,739,857
515000	Other Academic	0	118,188	0	176,211	109,300	113,390	517,089
516000	Student Wages	0	29,367	0	0	0	0	29,367
517000	Supplemental Salaries & Wages	0	0	0	0	0	0	0
	<b>SUBTOTAL NONFACULTY</b>	<b>0</b>	<b>4,398,923</b>	<b>0</b>	<b>696,013</b>	<b>2,012,600</b>	<b>3,337,830</b>	<b>10,445,366</b>
	<b>SUBTOTAL SALARIES &amp; WAGES</b>	<b>0</b>	<b>4,834,091</b>	<b>0</b>	<b>1,470,114</b>	<b>3,587,925</b>	<b>4,540,886</b>	<b>14,433,016</b>
519100	Retirement Contribution	0	328,346	0	86,737	241,070	304,282	960,435
519200	FICA Contribution	0	328,686	0	89,678	251,863	299,737	969,964
519300	Health Insurance Contribution	0	628,160	0	164,653	482,137	531,348	1,806,298
519400	Life Insurance Contribution	0	9,669	0	2,938	7,195	9,086	28,888
519800	Workers Compensation	0	0	0	9,282	22,723	28,681	60,686
	<b>SUBTOTAL BENEFITS</b>	<b>0</b>	<b>1,294,861</b>	<b>0</b>	<b>353,288</b>	<b>1,004,988</b>	<b>1,173,134</b>	<b>3,826,271</b>
	<b>TOTAL PERSONAL SERVICES</b>	<b>0</b>	<b>6,128,952</b>	<b>0</b>	<b>1,823,402</b>	<b>4,592,913</b>	<b>5,714,020</b>	<b>18,259,287</b>
521000	Operating Expense	0	1,199,841	0	0	173,117	0	1,372,958
530000	Supplies & Materials	0	1,306,907	0	0	22,471	0	1,329,378
540000	Travel	0	34,000	0	0	54,413	0	88,413
550000	Capital Outlay	0	130,300	0	0	2,000	0	132,300
	<b>TOTAL NET OPERATING EXPENSES</b>	<b>0</b>	<b>2,671,048</b>	<b>0</b>	<b>0</b>	<b>252,001</b>	<b>0</b>	<b>2,923,049</b>
	<b>SUB PROGRAM TOTAL</b>	<b>0</b>	<b>8,800,000</b>	<b>0</b>	<b>1,823,402</b>	<b>4,844,914</b>	<b>5,714,020</b>	<b>21,182,336</b>

**EXPENDITURE SUMMARY**  
**2014-2015 GENERAL OPERATING BUDGET**  
**UNIVERSITY OF NEBRASKA MEDICAL CENTER**

SUBPROGRAM #/NAME 56 Dental Clinic

ACCOUNT	DESCRIPTION	UNRESTRICTED	DESIGNATED AND/OR RESTRICTED					TOTAL
		STATE AND UNIVERSITY GENERATED	CASH	REVOLVING	FEDERAL	AUXILIARIES AND SERVICES	TRUST	
	Associate Professor	0	23,193	0	0	0	0	23,193
	Assistant Professor	0	342,260	0	0	0	0	342,260
	Instructor	0	138,517	0	0	2,579	0	141,096
	<b>SUBTOTAL FACULTY</b>	<b>0</b>	<b>503,970</b>	<b>0</b>	<b>0</b>	<b>2,579</b>	<b>0</b>	<b>506,549</b>
512100	Other Administrators	0	0	0	0	5,000	0	5,000
513000	Managerial/Professional	0	857,352	0	0	9,217	0	866,569
514000	Clerical/Technical/Service	0	2,288,215	0	0	42,664	0	2,330,879
515000	Other Academic	0	41,200	0	0	0	0	41,200
	<b>SUBTOTAL NONFACULTY</b>	<b>0</b>	<b>3,186,767</b>	<b>0</b>	<b>0</b>	<b>56,881</b>	<b>0</b>	<b>3,243,648</b>
	<b>SUBTOTAL SALARIES &amp; WAGES</b>	<b>0</b>	<b>3,690,737</b>	<b>0</b>	<b>0</b>	<b>59,460</b>	<b>0</b>	<b>3,750,197</b>
519100	Retirement Contribution	0	250,969	0	0	3,983	0	254,952
519200	FICA Contribution	0	250,969	0	0	4,162	0	255,131
519300	Health Insurance Contribution	0	479,796	0	0	7,968	0	487,764
519400	Life Insurance Contribution	0	7,382	0	0	119	0	7,501
519800	Workers Compensation	0	0	0	0	376	0	376
	<b>SUBTOTAL BENEFITS</b>	<b>0</b>	<b>989,116</b>	<b>0</b>	<b>0</b>	<b>16,608</b>	<b>0</b>	<b>1,005,724</b>
	<b>TOTAL PERSONAL SERVICES</b>	<b>0</b>	<b>4,679,853</b>	<b>0</b>	<b>0</b>	<b>76,068</b>	<b>0</b>	<b>4,755,921</b>
521000	Operating Expense	0	1,154,781	0	0	0	0	1,154,781
530000	Supplies & Materials	0	1,066,881	0	0	0	0	1,066,881
550000	Capital Outlay	0	198,485	0	0	0	0	198,485
	<b>TOTAL NET OPERATING EXPENSES</b>	<b>0</b>	<b>2,420,147</b>	<b>0</b>	<b>0</b>	<b>0</b>	<b>0</b>	<b>2,420,147</b>
	<b>SUB PROGRAM TOTAL</b>	<b>0</b>	<b>7,100,000</b>	<b>0</b>	<b>0</b>	<b>76,068</b>	<b>0</b>	<b>7,176,068</b>



**EXPENDITURE SUMMARY**  
**2014-2015 GENERAL OPERATING BUDGET**  
**UNIVERSITY OF NEBRASKA MEDICAL CENTER**

SUBPROGRAM #/NAME 57 Tobacco Fund Research

ACCOUNT	DESCRIPTION	UNRESTRICTED	DESIGNATED AND/OR RESTRICTED					TOTAL
		STATE AND UNIVERSITY GENERATED	CASH	REVOLVING	FEDERAL	AUXILIARIES AND SERVICES	TRUST	
511000	FACULTY							
	Professor	0	0	0	0	0	0	0
	Associate Professor	0	0	0	0	0	0	0
	Assistant Professor	0	1,825,058	0	0	0	0	1,825,058
	Instructor	0	0	0	0	0	0	0
	<b>SUBTOTAL FACULTY</b>	<b>0</b>	<b>1,825,058</b>	<b>0</b>	<b>0</b>	<b>0</b>	<b>0</b>	<b>1,825,058</b>
513000	Managerial/Professional	0	2,083,093	0	0	0	0	2,083,093
514000	Clerical/Technical/Service	0	504,880	0	0	0	0	504,880
515000	Other Academic	0	907,209	0	0	0	0	907,209
	<b>SUBTOTAL NONFACULTY</b>	<b>0</b>	<b>3,495,182</b>	<b>0</b>	<b>0</b>	<b>0</b>	<b>0</b>	<b>3,495,182</b>
	<b>SUBTOTAL SALARIES &amp; WAGES</b>	<b>0</b>	<b>5,320,240</b>	<b>0</b>	<b>0</b>	<b>0</b>	<b>0</b>	<b>5,320,240</b>
519100	Retirement Contribution	0	207,823	0	0	0	0	207,823
519200	FICA Contribution	0	282,247	0	0	0	0	282,247
519300	Health Insurance Contribution	0	367,397	0	0	0	0	367,397
519400	Life Insurance Contribution	0	3,175	0	0	0	0	3,175
519800	Workers Compensation	0	22,608	0	0	0	0	22,608
	<b>SUBTOTAL BENEFITS</b>	<b>0</b>	<b>883,250</b>	<b>0</b>	<b>0</b>	<b>0</b>	<b>0</b>	<b>883,250</b>
	<b>TOTAL PERSONAL SERVICES</b>	<b>0</b>	<b>6,203,490</b>	<b>0</b>	<b>0</b>	<b>0</b>	<b>0</b>	<b>6,203,490</b>
521000	Operating Expense	0	4,866,510	0	0	0	0	4,866,510
	<b>TOTAL NET OPERATING EXPENSES</b>	<b>0</b>	<b>4,866,510</b>	<b>0</b>	<b>0</b>	<b>0</b>	<b>0</b>	<b>4,866,510</b>
	<b>SUB PROGRAM TOTAL</b>	<b>0</b>	<b>11,070,000</b>	<b>0</b>	<b>0</b>	<b>0</b>	<b>0</b>	<b>11,070,000</b>

**EXPENDITURE SUMMARY**  
**2014-2015 GENERAL OPERATING BUDGET**  
**UNIVERSITY OF NEBRASKA MEDICAL CENTER**

SUBPROGRAM #/NAME 82      Munroe-Meyer State Support

ACCOUNT	DESCRIPTION	UNRESTRICTED	DESIGNATED AND/OR RESTRICTED					TOTAL
		STATE AND UNIVERSITY GENERATED	CASH	REVOLVING	FEDERAL	AUXILIARIES AND SERVICES	TRUST	
	Other	1,784,926	0	0	0	0	0	1,784,926
	<b>SUBTOTAL FACULTY</b>	<b>1,784,926</b>	<b>0</b>	<b>0</b>	<b>0</b>	<b>0</b>	<b>0</b>	<b>1,784,926</b>
512100	Other Administrators	213,032	0	0	0	0	0	213,032
513000	Managerial/Professional	811,974	0	0	0	0	0	811,974
514000	Clerical/Technical/Service	446,444	0	0	0	0	0	446,444
515000	Other Academic	229,966	0	0	0	0	0	229,966
	<b>SUBTOTAL NONFACULTY</b>	<b>1,701,416</b>	<b>0</b>	<b>0</b>	<b>0</b>	<b>0</b>	<b>0</b>	<b>1,701,416</b>
	<b>SUBTOTAL SALARIES &amp; WAGES</b>	<b>3,486,342</b>	<b>0</b>	<b>0</b>	<b>0</b>	<b>0</b>	<b>0</b>	<b>3,486,342</b>
519100	Retirement Contribution	244,317	0	0	0	0	0	244,317
519200	FICA Contribution	245,290	0	0	0	0	0	245,290
519300	Health Insurance Contribution	468,345	0	0	0	0	0	468,345
519400	Life Insurance Contribution	7,216	0	0	0	0	0	7,216
	<b>SUBTOTAL BENEFITS</b>	<b>965,168</b>	<b>0</b>	<b>0</b>	<b>0</b>	<b>0</b>	<b>0</b>	<b>965,168</b>
	<b>TOTAL PERSONAL SERVICES</b>	<b>4,451,510</b>	<b>0</b>	<b>0</b>	<b>0</b>	<b>0</b>	<b>0</b>	<b>4,451,510</b>
	<b>SUB PROGRAM TOTAL</b>	<b>4,451,510</b>	<b>0</b>	<b>0</b>	<b>0</b>	<b>0</b>	<b>0</b>	<b>4,451,510</b>

**EXPENDITURE SUMMARY**  
**2014-2015 GENERAL OPERATING BUDGET**  
**UNIVERSITY OF NEBRASKA MEDICAL CENTER**

SUBPROGRAM #/NAME 83 College of Medicine Clinical

ACCOUNT	DESCRIPTION	UNRESTRICTED	DESIGNATED AND/OR RESTRICTED					TOTAL
		STATE AND UNIVERSITY GENERATED	CASH	REVOLVING	FEDERAL	AUXILIARIES AND SERVICES	TRUST	
511000	FACULTY							
	Professor	0	0	0	0	0	4,286,077	4,286,077
	Associate Professor	0	0	0	0	0	4,384,313	4,384,313
	Assistant Professor	0	0	0	0	0	6,085,111	6,085,111
	Instructor	0	0	0	0	0	165,588	165,588
	<b>SUBTOTAL FACULTY</b>	<b>0</b>	<b>0</b>	<b>0</b>	<b>0</b>	<b>0</b>	<b>14,921,089</b>	<b>14,921,089</b>
512100	Other Administrators	0	0	0	0	0	234,570	234,570
512000	Chairpersons	0	0	0	0	0	244,709	244,709
513000	Managerial/Professional	0	0	0	0	0	9,376,987	9,376,987
514000	Clerical/Technical/Service	0	0	0	0	0	2,129,015	2,129,015
515000	Other Academic	0	0	0	0	0	57,283	57,283
517000	Supplemental Salaries & Wages	0	0	0	0	0	0	0
	<b>SUBTOTAL NONFACULTY</b>	<b>0</b>	<b>0</b>	<b>0</b>	<b>0</b>	<b>0</b>	<b>12,042,564</b>	<b>12,042,564</b>
	<b>SUBTOTAL SALARIES &amp; WAGES</b>	<b>0</b>	<b>0</b>	<b>0</b>	<b>0</b>	<b>0</b>	<b>26,963,653</b>	<b>26,963,653</b>
519100	Retirement Contribution	0	0	0	0	0	1,806,438	1,806,438
519200	FICA Contribution	0	0	0	0	0	1,779,479	1,779,479
519300	Health Insurance Contribution	0	0	0	0	0	3,154,519	3,154,519
519400	Life Insurance Contribution	0	0	0	0	0	53,924	53,924
519800	Workers Compensation	0	0	0	0	0	170,278	170,278
	<b>SUBTOTAL BENEFITS</b>	<b>0</b>	<b>0</b>	<b>0</b>	<b>0</b>	<b>0</b>	<b>6,964,638</b>	<b>6,964,638</b>
	<b>TOTAL PERSONAL SERVICES</b>	<b>0</b>	<b>0</b>	<b>0</b>	<b>0</b>	<b>0</b>	<b>33,928,291</b>	<b>33,928,291</b>
521000	Operating Expense	0	0	0	0	0	0	0
530000	Supplies & Materials	0	0	0	0	0	0	0
	<b>TOTAL NET OPERATING EXPENSES</b>	<b>0</b>	<b>0</b>	<b>0</b>	<b>0</b>	<b>0</b>	<b>0</b>	<b>0</b>
	<b>SUB PROGRAM TOTAL</b>	<b>0</b>	<b>0</b>	<b>0</b>	<b>0</b>	<b>0</b>	<b>33,928,291</b>	<b>33,928,291</b>

**EXPENDITURE SUMMARY**  
**2014-2015 GENERAL OPERATING BUDGET**  
**UNIVERSITY OF NEBRASKA MEDICAL CENTER**

SUBPROGRAM #/NAME 84 College of Medicine Clinical

ACCOUNT	DESCRIPTION	UNRESTRICTED	DESIGNATED AND/OR RESTRICTED					TOTAL
		STATE AND UNIVERSITY GENERATED	CASH	REVOLVING	FEDERAL	AUXILIARIES AND SERVICES	TRUST	
511000	FACULTY							
	Professor	0	0	0	0	0	4,522,988	4,522,988
	Associate Professor	0	0	0	0	0	2,945,686	2,945,686
	Assistant Professor	0	0	0	0	0	4,211,624	4,211,624
	Instructor	0	0	0	0	0	418,516	418,516
	Other	0	0	0	0	0	30,000	30,000
	<b>SUBTOTAL FACULTY</b>	<b>0</b>	<b>0</b>	<b>0</b>	<b>0</b>	<b>0</b>	<b>12,128,814</b>	<b>12,128,814</b>
512100	Other Administrators	0	0	0	0	0	296,113	296,113
512000	Chairpersons	0	0	0	0	0	423,724	423,724
513000	Managerial/Professional	0	0	0	0	0	5,264,473	5,264,473
514000	Clerical/Technical/Service	0	0	0	0	0	2,592,061	2,592,061
515000	Other Academic	0	0	0	0	0	94,742	94,742
	<b>SUBTOTAL NONFACULTY</b>	<b>0</b>	<b>0</b>	<b>0</b>	<b>0</b>	<b>0</b>	<b>8,671,113</b>	<b>8,671,113</b>
	<b>SUBTOTAL SALARIES &amp; WAGES</b>	<b>0</b>	<b>0</b>	<b>0</b>	<b>0</b>	<b>0</b>	<b>20,799,927</b>	<b>20,799,927</b>
519100	Retirement Contribution	0	0	0	0	0	1,397,617	1,397,617
519200	FICA Contribution	0	0	0	0	0	1,376,755	1,376,755
519300	Health Insurance Contribution	0	0	0	0	0	2,440,612	2,440,612
519400	Life Insurance Contribution	0	0	0	0	0	41,720	41,720
519800	Workers Compensation	0	0	0	0	0	131,739	131,739
	<b>SUBTOTAL BENEFITS</b>	<b>0</b>	<b>0</b>	<b>0</b>	<b>0</b>	<b>0</b>	<b>5,388,443</b>	<b>5,388,443</b>
	<b>TOTAL PERSONAL SERVICES</b>	<b>0</b>	<b>0</b>	<b>0</b>	<b>0</b>	<b>0</b>	<b>26,188,370</b>	<b>26,188,370</b>
	<b>SUB PROGRAM TOTAL</b>	<b>0</b>	<b>0</b>	<b>0</b>	<b>0</b>	<b>0</b>	<b>26,188,370</b>	<b>26,188,370</b>

**EXPENDITURE SUMMARY**  
**2014-2015 GENERAL OPERATING BUDGET**  
**UNIVERSITY OF NEBRASKA MEDICAL CENTER**

SUBPROGRAM #/NAME 96 Stores/Services

ACCOUNT	DESCRIPTION	UNRESTRICTED	DESIGNATED AND/OR RESTRICTED					TOTAL
		STATE AND UNIVERSITY GENERATED	CASH	REVOLVING	FEDERAL	AUXILIARIES AND SERVICES	TRUST	
512100	Other Administrators	0	0	0	0	307,138	0	307,138
513000	Managerial/Professional	0	0	0	0	963,675	0	963,675
514000	Clerical/Technical/Service	0	0	0	0	832,954	0	832,954
515000	Other Academic	0	0	0	0	131,751	0	131,751
	<b>SUBTOTAL NONFACULTY</b>	<b>0</b>	<b>0</b>	<b>0</b>	<b>0</b>	<b>2,235,518</b>	<b>0</b>	<b>2,235,518</b>
	<b>SUBTOTAL SALARIES &amp; WAGES</b>	<b>0</b>	<b>0</b>	<b>0</b>	<b>0</b>	<b>2,235,518</b>	<b>0</b>	<b>2,235,518</b>
519100	Retirement Contribution	0	0	0	0	149,780	0	149,780
519200	FICA Contribution	0	0	0	0	156,486	0	156,486
519300	Health Insurance Contribution	0	0	0	0	299,560	0	299,560
519400	Life Insurance Contribution	0	0	0	0	4,473	0	4,473
519800	Workers Compensation	0	0	0	0	14,119	0	14,119
	<b>SUBTOTAL BENEFITS</b>	<b>0</b>	<b>0</b>	<b>0</b>	<b>0</b>	<b>624,418</b>	<b>0</b>	<b>624,418</b>
	<b>TOTAL PERSONAL SERVICES</b>	<b>0</b>	<b>0</b>	<b>0</b>	<b>0</b>	<b>2,859,936</b>	<b>0</b>	<b>2,859,936</b>
521000	Operating Expense	0	0	0	0	164,753	0	164,753
530000	Supplies & Materials	0	0	0	0	151,981	0	151,981
540000	Travel	0	0	0	0	942	0	942
550000	Capital Outlay	0	0	0	0	800	0	800
560000	Government Aid	0	0	0	0	365,705	0	365,705
570000	Cost of Goods Sold	0	0	0	0	298,404	0	298,404
	<b>TOTAL NET OPERATING EXPENSES</b>	<b>0</b>	<b>0</b>	<b>0</b>	<b>0</b>	<b>982,585</b>	<b>0</b>	<b>982,585</b>
	<b>SUB PROGRAM TOTAL</b>	<b>0</b>	<b>0</b>	<b>0</b>	<b>0</b>	<b>3,842,521</b>	<b>0</b>	<b>3,842,521</b>

**EXPENDITURE SUMMARY**  
**2014-2015 GENERAL OPERATING BUDGET**  
**UNIVERSITY OF NEBRASKA MEDICAL CENTER**

SUBPROGRAM #/NAME 97 Clearing Centers

ACCOUNT	DESCRIPTION	UNRESTRICTED	DESIGNATED AND/OR RESTRICTED					TOTAL
		STATE AND UNIVERSITY GENERATED	CASH	REVOLVING	FEDERAL	AUXILIARIES AND SERVICES	TRUST	
511000	FACULTY							
	Professor	0	0	0	0	14,866	0	14,866
	Associate Professor	0	0	0	0	0	0	0
	Assistant Professor	0	0	0	0	398,045	0	398,045
	Instructor	0	0	0	0	213,201	0	213,201
	<b>SUBTOTAL FACULTY</b>	<b>0</b>	<b>0</b>	<b>0</b>	<b>0</b>	<b>626,112</b>	<b>0</b>	<b>626,112</b>
512100	Other Administrators	0	0	0	0	10,012	0	10,012
513000	Managerial/Professional	0	0	0	0	379,575	0	379,575
514000	Clerical/Technical/Service	0	0	0	0	78,182	0	78,182
	<b>SUBTOTAL NONFACULTY</b>	<b>0</b>	<b>0</b>	<b>0</b>	<b>0</b>	<b>467,769</b>	<b>0</b>	<b>467,769</b>
	<b>SUBTOTAL SALARIES &amp; WAGES</b>	<b>0</b>	<b>0</b>	<b>0</b>	<b>0</b>	<b>1,093,881</b>	<b>0</b>	<b>1,093,881</b>
519100	Retirement Contribution	0	0	0	0	73,291	0	73,291
519200	FICA Contribution	0	0	0	0	76,571	0	76,571
519300	Health Insurance Contribution	0	0	0	0	146,579	0	146,579
519400	Life Insurance Contribution	0	0	0	0	2,189	0	2,189
519800	Workers Compensation	0	0	0	0	6,907	0	6,907
	<b>SUBTOTAL BENEFITS</b>	<b>0</b>	<b>0</b>	<b>0</b>	<b>0</b>	<b>305,537</b>	<b>0</b>	<b>305,537</b>
	<b>TOTAL PERSONAL SERVICES</b>	<b>0</b>	<b>0</b>	<b>0</b>	<b>0</b>	<b>1,399,418</b>	<b>0</b>	<b>1,399,418</b>
521000	Operating Expense	0	0	0	0	61,924	0	61,924
	<b>TOTAL NET OPERATING EXPENSES</b>	<b>0</b>	<b>0</b>	<b>0</b>	<b>0</b>	<b>61,924</b>	<b>0</b>	<b>61,924</b>
	<b>SUB PROGRAM TOTAL</b>	<b>0</b>	<b>0</b>	<b>0</b>	<b>0</b>	<b>1,461,342</b>	<b>0</b>	<b>1,461,342</b>

**EXPENDITURE SUMMARY**  
**2014-2015 GENERAL OPERATING BUDGET**  
**UNIVERSITY OF NEBRASKA MEDICAL CENTER**

SUBPROGRAM #/NAME 98      Company Balance Sheets

ACCOUNT	DESCRIPTION	UNRESTRICTED	DESIGNATED AND/OR RESTRICTED					TOTAL
		STATE AND UNIVERSITY GENERATED	CASH	REVOLVING	FEDERAL	AUXILIARIES AND SERVICES	TRUST	
513000	Managerial/Professional	0	0	0	0	84,957	0	84,957
514000	Clerical/Technical/Service	0	0	0	0	7,480	0	7,480
	<b>SUBTOTAL NONFACULTY</b>	<b>0</b>	<b>0</b>	<b>0</b>	<b>0</b>	<b>92,437</b>	<b>0</b>	<b>92,437</b>
	<b>SUBTOTAL SALARIES &amp; WAGES</b>	<b>0</b>	<b>0</b>	<b>0</b>	<b>0</b>	<b>92,437</b>	<b>0</b>	<b>92,437</b>
519100	Retirement Contribution	0	0	0	0	6,193	0	6,193
519200	FICA Contribution	0	0	0	0	6,471	0	6,471
519300	Health Insurance Contribution	0	0	0	0	12,386	0	12,386
519400	Life Insurance Contribution	0	0	0	0	185	0	185
519800	Workers Compensation	0	0	0	0	584	0	584
	<b>SUBTOTAL BENEFITS</b>	<b>0</b>	<b>0</b>	<b>0</b>	<b>0</b>	<b>25,819</b>	<b>0</b>	<b>25,819</b>
	<b>TOTAL PERSONAL SERVICES</b>	<b>0</b>	<b>0</b>	<b>0</b>	<b>0</b>	<b>118,256</b>	<b>0</b>	<b>118,256</b>
521000	Operating Expense	0	0	0	120,060,126	48,312,679	91,918,283	260,291,088
530000	Supplies & Materials	0	0	0	0	0	0	0
570000	Cost of Goods Sold	0	0	0	0	1,000	0	1,000
	<b>TOTAL NET OPERATING EXPENSES</b>	<b>0</b>	<b>0</b>	<b>0</b>	<b>120,060,126</b>	<b>48,313,679</b>	<b>91,918,283</b>	<b>260,292,088</b>
	<b>SUB PROGRAM TOTAL</b>	<b>0</b>	<b>0</b>	<b>0</b>	<b>120,060,126</b>	<b>48,431,935</b>	<b>91,918,283</b>	<b>260,410,344</b>

**EXPENDITURE SUMMARY**  
**2014-2015 GENERAL OPERATING BUDGET**  
**UNIVERSITY OF NEBRASKA AT OMAHA**

**CAMPUS TOTAL**

ACCOUNT	DESCRIPTION	UNRESTRICTED STATE AND UNIVERSITY GENERATED	DESIGNATED AND/OR RESTRICTED					TOTAL
			CASH	REVOLVING	FEDERAL	AUXILIARIES AND SERVICES	TRUST	
<b>511000 FACULTY</b>								
	Professor	12,983,943	0	0	0	0	20,000	13,003,943
	Associate Professor	12,763,854	0	3,075	0	0	0	12,766,929
	Assistant Professor	8,587,325	0	0	0	0	0	8,587,325
	Instructor	2,491,640	0	109,650	0	0	0	2,601,290
	Other	7,747,613	0	140,202	269,260	0	763,499	8,920,574
	<b>SUBTOTAL FACULTY</b>	<b>44,574,375</b>	<b>0</b>	<b>252,927</b>	<b>269,260</b>	<b>0</b>	<b>783,499</b>	<b>45,880,061</b>
512100	Other Administrators	5,415,319	0	134,693	80,418	1,850,427	106,794	7,587,651
512000	Chairpersons	2,415,960	0	0	0	0	0	2,415,960
513000	Managerial/Professional	18,114,309	0	4,622,153	942,457	1,884,726	2,161,057	27,724,702
514000	Clerical/Technical/Service	10,537,512	0	950,745	121,086	2,389,840	207,803	14,206,986
515000	Other Academic	2,546,545	0	77,320	0	102,197	0	2,726,062
516000	Student Wages	929,406	0	1,072,978	0	1,234,037	59,615	3,296,036
517000	Supplemental Salaries & Wages	420,435	0	177,824	0	173,388	0	771,647
	<b>SUBTOTAL NONFACULTY</b>	<b>40,379,486</b>	<b>0</b>	<b>7,035,713</b>	<b>1,143,961</b>	<b>7,634,615</b>	<b>2,535,269</b>	<b>58,729,044</b>
	<b>SUBTOTAL SALARIES &amp; WAGES</b>	<b>84,953,861</b>	<b>0</b>	<b>7,288,640</b>	<b>1,413,221</b>	<b>7,634,615</b>	<b>3,318,768</b>	<b>104,609,105</b>
519100	Retirement Contribution	5,778,213	0	410,035	62,181	340,098	98,428	6,688,955
519200	FICA Contribution	5,784,010	0	462,007	74,901	441,318	143,649	6,905,885
519300	Health Insurance Contribution	8,611,741	0	942,913	94,685	855,357	204,836	10,709,532
519400	Life Insurance Contribution	296,472	0	10,991	1,414	-1,343	2,659	310,193
519700	Unemployment Compensation	34,000	0	0	0	0	0	34,000
519800	Workers Compensation	473,363	0	41,679	0	119,241	0	634,283
	<b>SUBTOTAL BENEFITS</b>	<b>20,977,799</b>	<b>0</b>	<b>1,867,625</b>	<b>233,181</b>	<b>1,754,671</b>	<b>449,572</b>	<b>25,282,848</b>
	<b>TOTAL PERSONAL SERVICES</b>	<b>105,931,660</b>	<b>0</b>	<b>9,156,265</b>	<b>1,646,402</b>	<b>9,389,286</b>	<b>3,768,340</b>	<b>129,891,953</b>
521000	Operating Expense	12,944,727	200,000	8,616,118	4,002,912	17,242,558	4,934,819	47,941,134
529000	Utilities	5,949,637	0	0	0	0	0	5,949,637
530000	Supplies & Materials	5,942,474	2,000,000	2,146,441	1,656,686	1,966,524	3,637,500	17,349,625
540000	Travel	402,141	0	204,447	296,000	997,257	134,750	2,034,595
550000	Capital Outlay	1,490,891	0	452,000	163,000	2,450	136,300	2,244,641
560000	Government Aid	288,462	0	422,229	86,235,000	868,910	15,388,291	103,202,892
570000	Cost of Goods Sold	0	0	2,500	0	7,033,015	0	7,035,515
	<b>TOTAL NET OPERATING EXPENSES</b>	<b>27,018,332</b>	<b>2,200,000</b>	<b>11,843,735</b>	<b>92,353,598</b>	<b>28,110,714</b>	<b>24,231,660</b>	<b>185,758,039</b>
	<b>CAMPUS TOTAL</b>	<b>132,949,992</b>	<b>2,200,000</b>	<b>21,000,000</b>	<b>94,000,000</b>	<b>37,500,000</b>	<b>28,000,000</b>	<b>315,649,992</b>



**REVENUE SUMMARY**  
**2014-2015 GENERAL OPERATING BUDGET**  
**UNIVERSITY OF NEBRASKA AT OMAHA**

**CAMPUS TOTAL**

ACCOUNT	DESCRIPTION	UNRESTRICTED STATE AND UNIVERSITY GENERATED	DESIGNATED AND/OR RESTRICTED					TOTAL
			CASH	REVOLVING	FEDERAL	AUXILIARIES AND SERVICES	TRUST	
410000	State Appropriation	61,824,166	0	0	0	0	0	61,824,166
<b>TOTAL STATE SUPPORT</b>		<b>61,824,166</b>	<b>0</b>	<b>0</b>	<b>0</b>	<b>0</b>	<b>0</b>	<b>61,824,166</b>
460000	Restricted Revenue	0	0	0	94,000,000	0	0	94,000,000
<b>TOTAL FEDERAL FUND</b>		<b>0</b>	<b>0</b>	<b>0</b>	<b>94,000,000</b>	<b>0</b>	<b>0</b>	<b>94,000,000</b>
442100	Institutional Student Fee	0	0	3,880,375	0	1,361,132	0	5,241,507
442500	Student Transcript Fees	0	0	141,147	0	0	0	141,147
442810	Other Student Fees	0	0	13,787,239	0	5,155,983	0	18,943,222
450000	Sales and Services	0	0	3,027,139	0	33,156,648	0	36,183,787
459950	Sales & Services/Offset -	0	0	0	0	-3,380,169	0	-3,380,169
460000	Restricted Revenue	0	0	30,958	0	0	0	30,958
461000	Federal Grants & Contract	0	0	133,142	0	13,500	0	146,642
464000	Private Gifts & Contracts	0	0	0	0	1,192,906	0	1,192,906
<b>TOTAL REVOLVING FUND</b>		<b>0</b>	<b>0</b>	<b>21,000,000</b>	<b>0</b>	<b>37,500,000</b>	<b>0</b>	<b>58,500,000</b>
460000	Restricted Revenue	0	0	0	0	0	28,000,000	28,000,000
<b>TOTAL TRUST FUND</b>		<b>0</b>	<b>0</b>	<b>0</b>	<b>0</b>	<b>0</b>	<b>28,000,000</b>	<b>28,000,000</b>
441100	Undergraduate Resident	54,206,980	0	0	0	0	0	54,206,980
441110	Undergraduate Nonresident	12,581,852	0	0	0	0	0	12,581,852
441120	Undergraduate Audit	3,738	0	0	0	0	0	3,738
441200	Graduate Resident	6,939,734	0	0	0	0	0	6,939,734
441210	Graduate Nonresident	5,281,722	0	0	0	0	0	5,281,722
441220	Graduate Audit	1,104	0	0	0	0	0	1,104
441300	Off-Campus Undergraduate	17,506,117	0	0	0	0	0	17,506,117
441320	Offutt Undergraduate	444,410	0	0	0	0	0	444,410
441330	Offutt Graduate	1,472	0	0	0	0	0	1,472
441995	Tuition Transfer Program	-6,163,328	0	0	0	0	0	-6,163,328
<b>TOTAL GROSS TUITION</b>		<b>90,803,801</b>	<b>0</b>	<b>0</b>	<b>0</b>	<b>0</b>	<b>0</b>	<b>90,803,801</b>
441001	Tuition Adjustments	-2,134,138	0	0	0	0	0	-2,134,138
441990	Tuition Remissions	-18,066,228	0	0	0	0	0	-18,066,228
441991	Tuition Remissions	1,144,585	0	0	0	0	0	1,144,585
<b>TOTAL TUITION OFFSETS</b>		<b>-19,055,781</b>	<b>0</b>	<b>0</b>	<b>0</b>	<b>0</b>	<b>0</b>	<b>-19,055,781</b>
<b>SUBTOTAL NET TUITION (CASH)</b>		<b>71,748,020</b>	<b>0</b>	<b>0</b>	<b>0</b>	<b>0</b>	<b>0</b>	<b>71,748,020</b>
442100	Institutional Student Fee	272,000	0	0	0	0	0	272,000
442310	Application Fees - Gradua	122,000	0	0	0	0	0	122,000
442800	Late Payment Fees	564,000	0	0	0	0	0	564,000
442810	Other Student Fees	99,000	0	0	0	0	0	99,000
<b>SUBTOTAL STUDENT FEES</b>		<b>1,057,000</b>	<b>0</b>	<b>0</b>	<b>0</b>	<b>0</b>	<b>0</b>	<b>1,057,000</b>
430000	Invest Loan/Endowment	534,600	0	0	0	0	0	534,600
461900	Indirect Costs-Federal	120,000	2,200,000	0	0	0	0	2,320,000

8/5/14

9:23:35AM

**REVENUE SUMMARY**  
**2014-2015 GENERAL OPERATING BUDGET**  
**UNIVERSITY OF NEBRASKA AT OMAHA**

**CAMPUS TOTAL**

ACCOUNT	DESCRIPTION	UNRESTRICTED	DESIGNATED AND/OR RESTRICTED					TRUST	TOTAL
		STATE AND UNIVERSITY GENERATED	CASH	REVOLVING	FEDERAL	AUXILIARIES AND SERVICES			
490000	Other Revenues	296,000	0	0	0	0	0	296,000	
490200	Misc Other Income	20,300	0	0	0	0	0	20,300	
833428	U-Wide Debt Svc & Admin S	-2,650,094	0	0	0	0	0	-2,650,094	
<b>SUBTOTAL OTHER CASH</b>		<b>-1,679,194</b>	<b>2,200,000</b>	<b>0</b>	<b>0</b>	<b>0</b>	<b>0</b>	<b>1,577,806</b>	
<b>TOTAL CASH FUND</b>		<b>71,125,826</b>	<b>2,200,000</b>	<b>0</b>	<b>0</b>	<b>0</b>	<b>0</b>	<b>73,325,826</b>	
<b>TOTAL REVENUE</b>		<b>132,949,992</b>	<b>2,200,000</b>	<b>21,000,000</b>	<b>94,000,000</b>	<b>37,500,000</b>	<b>28,000,000</b>	<b>315,649,992</b>	

8/5/14 9:23:35AM

**EXPENDITURE SUMMARY**  
**2014-2015 GENERAL OPERATING BUDGET**  
**UNIVERSITY OF NEBRASKA AT OMAHA**

SUBPROGRAM #/NAME 01 Academic Affairs

ACCOUNT	DESCRIPTION	UNRESTRICTED STATE AND UNIVERSITY GENERATED	DESIGNATED AND/OR RESTRICTED					TOTAL
			CASH	REVOLVING	FEDERAL	AUXILIARIES AND SERVICES	TRUST	
511000 FACULTY								
	Professor	0	0	0	0	0	10,000	10,000
	Assistant Professor	13,000	0	0	0	0	0	13,000
	Other	77,128	0	0	0	0	438,000	515,128
	<b>SUBTOTAL FACULTY</b>	<b>90,128</b>	<b>0</b>	<b>0</b>	<b>0</b>	<b>0</b>	<b>448,000</b>	<b>538,128</b>
512100	Other Administrators	730,615	0	0	0	0	20,000	750,615
513000	Managerial/Professional	554,224	0	0	0	0	285,385	839,609
514000	Clerical/Technical/Service	158,452	0	0	0	0	32,558	191,010
516000	Student Wages	2,789	0	0	0	0	0	2,789
517000	Supplemental Salaries & Wages	2,149	0	0	0	0	0	2,149
	<b>SUBTOTAL NONFACULTY</b>	<b>1,448,229</b>	<b>0</b>	<b>0</b>	<b>0</b>	<b>0</b>	<b>337,943</b>	<b>1,786,172</b>
	<b>SUBTOTAL SALARIES &amp; WAGES</b>	<b>1,538,357</b>	<b>0</b>	<b>0</b>	<b>0</b>	<b>0</b>	<b>785,943</b>	<b>2,324,300</b>
519100	Retirement Contribution	116,840	0	0	0	0	11,764	128,604
519200	FICA Contribution	105,437	0	0	0	0	17,169	122,606
519300	Health Insurance Contribution	176,087	0	0	0	0	24,482	200,569
519400	Life Insurance Contribution	5,811	0	0	0	0	318	6,129
	<b>SUBTOTAL BENEFITS</b>	<b>404,175</b>	<b>0</b>	<b>0</b>	<b>0</b>	<b>0</b>	<b>53,733</b>	<b>457,908</b>
	<b>TOTAL PERSONAL SERVICES</b>	<b>1,942,532</b>	<b>0</b>	<b>0</b>	<b>0</b>	<b>0</b>	<b>839,676</b>	<b>2,782,208</b>
521000	Operating Expense	251,115	0	30,100	0	0	0	281,215
530000	Supplies & Materials	14,194	0	0	0	0	0	14,194
540000	Travel	24,037	0	0	0	0	0	24,037
550000	Capital Outlay	172	0	0	0	0	0	172
	<b>TOTAL NET OPERATING EXPENSES</b>	<b>289,518</b>	<b>0</b>	<b>30,100</b>	<b>0</b>	<b>0</b>	<b>0</b>	<b>319,618</b>
	<b>SUB PROGRAM TOTAL</b>	<b>2,232,050</b>	<b>0</b>	<b>30,100</b>	<b>0</b>	<b>0</b>	<b>839,676</b>	<b>3,101,826</b>

**EXPENDITURE SUMMARY**  
**2014-2015 GENERAL OPERATING BUDGET**  
**UNIVERSITY OF NEBRASKA AT OMAHA**

SUBPROGRAM #/NAME 03 College of Public Affairs and Community Services

ACCOUNT	DESCRIPTION	UNRESTRICTED	DESIGNATED AND/OR RESTRICTED				TOTAL	
		STATE AND UNIVERSITY GENERATED	CASH	REVOLVING	FEDERAL	AUXILIARIES AND SERVICES		TRUST
511000 FACULTY								
	Professor	2,033,995	0	0	0	0	0	2,033,995
	Associate Professor	1,467,198	0	0	0	0	0	1,467,198
	Assistant Professor	1,374,896	0	0	0	0	0	1,374,896
	Instructor	437,440	0	15,450	0	0	0	452,890
	Other	543,375	0	5,000	41,038	0	120,878	710,291
	<b>SUBTOTAL FACULTY</b>	<b>5,856,904</b>	<b>0</b>	<b>20,450</b>	<b>41,038</b>	<b>0</b>	<b>120,878</b>	<b>6,039,270</b>
512100	Other Administrators	407,164	0	0	0	0	0	407,164
512000	Chairpersons	482,690	0	0	0	0	0	482,690
513000	Managerial/Professional	716,589	0	41,246	188,953	0	362,689	1,309,477
514000	Clerical/Technical/Service	600,550	0	55,928	64,028	0	0	720,506
515000	Other Academic	464,813	0	0	0	0	0	464,813
516000	Student Wages	10,974	0	7,000	0	0	0	17,974
517000	Supplemental Salaries & Wages	22,111	0	0	0	0	0	22,111
	<b>SUBTOTAL NONFACULTY</b>	<b>2,704,891</b>	<b>0</b>	<b>104,174</b>	<b>252,981</b>	<b>0</b>	<b>362,689</b>	<b>3,424,735</b>
	<b>SUBTOTAL SALARIES &amp; WAGES</b>	<b>8,561,795</b>	<b>0</b>	<b>124,624</b>	<b>294,019</b>	<b>0</b>	<b>483,567</b>	<b>9,464,005</b>
519100	Retirement Contribution	606,395	0	2,873	12,937	0	17,523	639,728
519200	FICA Contribution	586,498	0	9,136	15,583	0	25,573	636,790
519300	Health Insurance Contribution	912,739	0	16,100	19,700	0	36,466	985,005
519400	Life Insurance Contribution	30,273	0	184	294	0	474	31,225
519800	Workers Compensation	0	0	784	0	0	0	784
	<b>SUBTOTAL BENEFITS</b>	<b>2,135,905</b>	<b>0</b>	<b>29,077</b>	<b>48,514</b>	<b>0</b>	<b>80,036</b>	<b>2,293,532</b>
	<b>TOTAL PERSONAL SERVICES</b>	<b>10,697,700</b>	<b>0</b>	<b>153,701</b>	<b>342,533</b>	<b>0</b>	<b>563,603</b>	<b>11,757,537</b>
521000	Operating Expense	235,576	0	252,484	0	0	0	488,060
530000	Supplies & Materials	793,295	0	21,480	0	0	0	814,775
540000	Travel	50,618	0	124,822	0	0	0	175,440
560000	Government Aid	119,438	0	0	0	0	0	119,438
	<b>TOTAL NET OPERATING EXPENSES</b>	<b>1,198,927</b>	<b>0</b>	<b>398,786</b>	<b>0</b>	<b>0</b>	<b>0</b>	<b>1,597,713</b>
	<b>SUB PROGRAM TOTAL</b>	<b>11,896,627</b>	<b>0</b>	<b>552,487</b>	<b>342,533</b>	<b>0</b>	<b>563,603</b>	<b>13,355,250</b>

**EXPENDITURE SUMMARY**  
**2014-2015 GENERAL OPERATING BUDGET**  
**UNIVERSITY OF NEBRASKA AT OMAHA**

SUBPROGRAM #/NAME 05 College of Arts and Sciences

ACCOUNT	DESCRIPTION	UNRESTRICTED	DESIGNATED AND/OR RESTRICTED					TOTAL
		STATE AND UNIVERSITY GENERATED	CASH	REVOLVING	FEDERAL	AUXILIARIES AND SERVICES	TRUST	
511000 FACULTY								
	Professor	4,024,001	0	0	0	0	0	4,024,001
	Associate Professor	4,434,520	0	0	0	0	0	4,434,520
	Assistant Professor	2,929,827	0	0	0	0	0	2,929,827
	Instructor	459,353	0	0	0	0	0	459,353
	Other	1,104,950	0	0	0	0	31,000	1,135,950
	<b>SUBTOTAL FACULTY</b>	<b>12,952,651</b>	<b>0</b>	<b>0</b>	<b>0</b>	<b>0</b>	<b>31,000</b>	<b>12,983,651</b>
512100	Other Administrators	349,048	0	0	0	0	0	349,048
512000	Chairpersons	797,854	0	0	0	0	0	797,854
513000	Managerial/Professional	639,345	0	73,894	31,673	0	61,800	806,712
514000	Clerical/Technical/Service	880,591	0	39,910	0	0	59,865	980,366
515000	Other Academic	945,304	0	0	0	0	0	945,304
516000	Student Wages	191,411	0	80,258	0	0	0	271,669
517000	Supplemental Salaries & Wages	30,000	0	95,239	0	0	0	125,239
	<b>SUBTOTAL NONFACULTY</b>	<b>3,833,553</b>	<b>0</b>	<b>289,301</b>	<b>31,673</b>	<b>0</b>	<b>121,665</b>	<b>4,276,192</b>
	<b>SUBTOTAL SALARIES &amp; WAGES</b>	<b>16,786,204</b>	<b>0</b>	<b>289,301</b>	<b>31,673</b>	<b>0</b>	<b>152,665</b>	<b>17,259,843</b>
519100	Retirement Contribution	1,154,804	0	8,848	1,394	0	4,502	1,169,548
519200	FICA Contribution	1,152,454	0	21,793	1,679	0	6,570	1,182,496
519300	Health Insurance Contribution	1,760,118	0	21,756	2,122	0	9,369	1,793,365
519400	Life Insurance Contribution	57,951	0	205	32	0	122	58,310
519800	Workers Compensation	0	0	1,823	0	0	0	1,823
	<b>SUBTOTAL BENEFITS</b>	<b>4,125,327</b>	<b>0</b>	<b>54,425</b>	<b>5,227</b>	<b>0</b>	<b>20,563</b>	<b>4,205,542</b>
	<b>TOTAL PERSONAL SERVICES</b>	<b>20,911,531</b>	<b>0</b>	<b>343,726</b>	<b>36,900</b>	<b>0</b>	<b>173,228</b>	<b>21,465,385</b>
521000	Operating Expense	288,943	0	473,434	0	0	0	762,377
530000	Supplies & Materials	1,271,349	0	310,067	0	0	0	1,581,416
540000	Travel	64,097	0	6,000	0	0	0	70,097
550000	Capital Outlay	3,930	0	0	0	0	0	3,930
560000	Government Aid	10,368	0	0	0	0	0	10,368
570000	Cost of Goods Sold	0	0	2,500	0	0	0	2,500
	<b>TOTAL NET OPERATING EXPENSES</b>	<b>1,638,687</b>	<b>0</b>	<b>792,001</b>	<b>0</b>	<b>0</b>	<b>0</b>	<b>2,430,688</b>
	<b>SUB PROGRAM TOTAL</b>	<b>22,550,218</b>	<b>0</b>	<b>1,135,727</b>	<b>36,900</b>	<b>0</b>	<b>173,228</b>	<b>23,896,073</b>

**EXPENDITURE SUMMARY**  
**2014-2015 GENERAL OPERATING BUDGET**  
**UNIVERSITY OF NEBRASKA AT OMAHA**

SUBPROGRAM #/NAME 06 College of Business Administration

ACCOUNT	DESCRIPTION	UNRESTRICTED	DESIGNATED AND/OR RESTRICTED					TOTAL
		STATE AND UNIVERSITY GENERATED	CASH	REVOLVING	FEDERAL	AUXILIARIES AND SERVICES	TRUST	
511000 FACULTY								
	Professor	1,707,739	0	0	0	0	10,000	1,717,739
	Associate Professor	1,972,523	0	0	0	0	0	1,972,523
	Assistant Professor	1,199,483	0	0	0	0	0	1,199,483
	Instructor	291,170	0	0	0	0	0	291,170
	Other	196,230	0	125,202	93,508	0	48,000	462,940
	<b>SUBTOTAL FACULTY</b>	<b>5,367,145</b>	<b>0</b>	<b>125,202</b>	<b>93,508</b>	<b>0</b>	<b>58,000</b>	<b>5,643,855</b>
512100	Other Administrators	471,170	0	0	80,418	0	0	551,588
512000	Chairpersons	310,973	0	0	0	0	0	310,973
513000	Managerial/Professional	1,056,051	0	675,533	467,456	0	60,000	2,259,040
514000	Clerical/Technical/Service	378,568	0	55,811	36,902	0	0	471,281
515000	Other Academic	61,214	0	12,775	0	0	0	73,989
516000	Student Wages	49,722	0	3,752	0	0	0	53,474
	<b>SUBTOTAL NONFACULTY</b>	<b>2,327,698</b>	<b>0</b>	<b>747,871</b>	<b>584,776</b>	<b>0</b>	<b>60,000</b>	<b>3,720,345</b>
	<b>SUBTOTAL SALARIES &amp; WAGES</b>	<b>7,694,843</b>	<b>0</b>	<b>873,073</b>	<b>678,284</b>	<b>0</b>	<b>118,000</b>	<b>9,364,200</b>
519100	Retirement Contribution	565,361	0	58,474	29,845	0	2,590	656,270
519200	FICA Contribution	526,051	0	65,222	35,949	0	3,780	631,002
519300	Health Insurance Contribution	854,516	0	106,529	45,444	0	5,390	1,011,879
519400	Life Insurance Contribution	27,870	0	1,325	679	0	70	29,944
519800	Workers Compensation	0	0	5,500	0	0	0	5,500
	<b>SUBTOTAL BENEFITS</b>	<b>1,973,798</b>	<b>0</b>	<b>237,050</b>	<b>111,917</b>	<b>0</b>	<b>11,830</b>	<b>2,334,595</b>
	<b>TOTAL PERSONAL SERVICES</b>	<b>9,668,641</b>	<b>0</b>	<b>1,110,123</b>	<b>790,201</b>	<b>0</b>	<b>129,830</b>	<b>11,698,795</b>
521000	Operating Expense	190,783	0	380,301	0	0	0	571,084
530000	Supplies & Materials	518,386	0	204,930	0	0	0	723,316
540000	Travel	46,740	0	30,000	0	0	0	76,740
550000	Capital Outlay	11,239	0	12,000	0	0	0	23,239
	<b>TOTAL NET OPERATING EXPENSES</b>	<b>767,148</b>	<b>0</b>	<b>627,231</b>	<b>0</b>	<b>0</b>	<b>0</b>	<b>1,394,379</b>
	<b>SUB PROGRAM TOTAL</b>	<b>10,435,789</b>	<b>0</b>	<b>1,737,354</b>	<b>790,201</b>	<b>0</b>	<b>129,830</b>	<b>13,093,174</b>

**EXPENDITURE SUMMARY**  
**2014-2015 GENERAL OPERATING BUDGET**  
**UNIVERSITY OF NEBRASKA AT OMAHA**

SUBPROGRAM #/NAME 07 College of Communication, Fine Arts and Media

ACCOUNT	DESCRIPTION	UNRESTRICTED	DESIGNATED AND/OR RESTRICTED					TOTAL
		STATE AND UNIVERSITY GENERATED	CASH	REVOLVING	FEDERAL	AUXILIARIES AND SERVICES	TRUST	
511000	FACULTY							
	Professor	2,243,016	0	0	0	0	0	2,243,016
	Associate Professor	839,948	0	0	0	0	0	839,948
	Assistant Professor	518,418	0	0	0	0	0	518,418
	Instructor	289,537	0	94,200	0	0	0	383,737
	Other	509,949	0	0	0	0	0	509,949
	<b>SUBTOTAL FACULTY</b>	<b>4,400,868</b>	<b>0</b>	<b>94,200</b>	<b>0</b>	<b>0</b>	<b>0</b>	<b>4,495,068</b>
512100	Other Administrators	345,710	0	0	0	0	0	345,710
512000	Chairpersons	253,977	0	0	0	0	0	253,977
513000	Managerial/Professional	865,002	0	304,633	0	0	299,891	1,469,526
514000	Clerical/Technical/Service	287,102	0	42,966	0	0	37,332	367,400
515000	Other Academic	217,173	0	12,775	0	0	0	229,948
516000	Student Wages	35,130	0	5,206	0	0	59,615	99,951
517000	Supplemental Salaries & Wages	0	0	4,645	0	0	0	4,645
	<b>SUBTOTAL NONFACULTY</b>	<b>2,004,094</b>	<b>0</b>	<b>370,225</b>	<b>0</b>	<b>0</b>	<b>396,838</b>	<b>2,771,157</b>
	<b>SUBTOTAL SALARIES &amp; WAGES</b>	<b>6,404,962</b>	<b>0</b>	<b>464,425</b>	<b>0</b>	<b>0</b>	<b>396,838</b>	<b>7,266,225</b>
519100	Retirement Contribution	458,776	0	26,222	0	0	12,477	497,475
519200	FICA Contribution	439,603	0	34,937	0	0	18,210	492,750
519300	Health Insurance Contribution	688,818	0	73,086	0	0	25,967	787,871
519400	Life Insurance Contribution	23,177	0	625	0	0	338	24,140
519800	Workers Compensation	0	0	2,925	0	0	0	2,925
	<b>SUBTOTAL BENEFITS</b>	<b>1,610,374</b>	<b>0</b>	<b>137,795</b>	<b>0</b>	<b>0</b>	<b>56,992</b>	<b>1,805,161</b>
	<b>TOTAL PERSONAL SERVICES</b>	<b>8,015,336</b>	<b>0</b>	<b>602,220</b>	<b>0</b>	<b>0</b>	<b>453,830</b>	<b>9,071,386</b>
521000	Operating Expense	150,130	0	264,081	0	0	87,125	501,336
530000	Supplies & Materials	797,583	0	173,089	0	0	20,500	991,172
540000	Travel	25,023	0	0	0	0	6,150	31,173
550000	Capital Outlay	15,000	0	0	0	0	0	15,000
560000	Government Aid	2,453	0	3,681	0	0	0	6,134
	<b>TOTAL NET OPERATING EXPENSES</b>	<b>990,189</b>	<b>0</b>	<b>440,851</b>	<b>0</b>	<b>0</b>	<b>113,775</b>	<b>1,544,815</b>
	<b>SUB PROGRAM TOTAL</b>	<b>9,005,525</b>	<b>0</b>	<b>1,043,071</b>	<b>0</b>	<b>0</b>	<b>567,605</b>	<b>10,616,201</b>

**EXPENDITURE SUMMARY**  
**2014-2015 GENERAL OPERATING BUDGET**  
**UNIVERSITY OF NEBRASKA AT OMAHA**

SUBPROGRAM #/NAME 08 College of Information Science and Technology

ACCOUNT	DESCRIPTION	UNRESTRICTED	DESIGNATED AND/OR RESTRICTED					TOTAL
		STATE AND UNIVERSITY GENERATED	CASH	REVOLVING	FEDERAL	AUXILIARIES AND SERVICES	TRUST	
511000	FACULTY							
	Professor	1,167,763	0	0	0	0	0	1,167,763
	Associate Professor	2,177,332	0	0	0	0	0	2,177,332
	Assistant Professor	703,414	0	0	0	0	0	703,414
	Instructor	41,500	0	0	0	0	0	41,500
	Other	503,496	0	10,000	134,714	0	104,088	752,298
	<b>SUBTOTAL FACULTY</b>	<b>4,593,505</b>	<b>0</b>	<b>10,000</b>	<b>134,714</b>	<b>0</b>	<b>104,088</b>	<b>4,842,307</b>
512100	Other Administrators	373,409	0	0	0	0	45,320	418,729
512000	Chairpersons	242,131	0	0	0	0	0	242,131
513000	Managerial/Professional	526,215	0	0	50,485	0	291,264	867,964
514000	Clerical/Technical/Service	118,494	0	0	0	0	0	118,494
515000	Other Academic	203,351	0	0	0	0	0	203,351
516000	Student Wages	70,018	0	21,821	0	0	0	91,839
	<b>SUBTOTAL NONFACULTY</b>	<b>1,533,618</b>	<b>0</b>	<b>21,821</b>	<b>50,485</b>	<b>0</b>	<b>336,584</b>	<b>1,942,508</b>
	<b>SUBTOTAL SALARIES &amp; WAGES</b>	<b>6,127,123</b>	<b>0</b>	<b>31,821</b>	<b>185,199</b>	<b>0</b>	<b>440,672</b>	<b>6,784,815</b>
519100	Retirement Contribution	436,207	0	800	8,148	0	15,122	460,277
519200	FICA Contribution	420,546	0	2,423	9,815	0	22,069	454,853
519300	Health Insurance Contribution	659,374	0	410	12,408	0	31,469	703,661
519400	Life Insurance Contribution	21,507	0	18	185	0	408	22,118
519800	Workers Compensation	0	0	200	0	0	0	200
	<b>SUBTOTAL BENEFITS</b>	<b>1,537,634</b>	<b>0</b>	<b>3,851</b>	<b>30,556</b>	<b>0</b>	<b>69,068</b>	<b>1,641,109</b>
	<b>TOTAL PERSONAL SERVICES</b>	<b>7,664,757</b>	<b>0</b>	<b>35,672</b>	<b>215,755</b>	<b>0</b>	<b>509,740</b>	<b>8,425,924</b>
521000	Operating Expense	158,630	0	60,864	0	0	0	219,494
530000	Supplies & Materials	234,264	0	0	0	0	0	234,264
540000	Travel	52,498	0	0	0	0	0	52,498
560000	Government Aid	9,209	0	0	0	0	0	9,209
	<b>TOTAL NET OPERATING EXPENSES</b>	<b>454,601</b>	<b>0</b>	<b>60,864</b>	<b>0</b>	<b>0</b>	<b>0</b>	<b>515,465</b>
	<b>SUB PROGRAM TOTAL</b>	<b>8,119,358</b>	<b>0</b>	<b>96,536</b>	<b>215,755</b>	<b>0</b>	<b>509,740</b>	<b>8,941,389</b>



**EXPENDITURE SUMMARY**  
**2014-2015 GENERAL OPERATING BUDGET**  
**UNIVERSITY OF NEBRASKA AT OMAHA**

SUBPROGRAM #/NAME 10 College of Education

ACCOUNT	DESCRIPTION	UNRESTRICTED	DESIGNATED AND/OR RESTRICTED					TOTAL
		STATE AND UNIVERSITY GENERATED	CASH	REVOLVING	FEDERAL	AUXILIARIES AND SERVICES	TRUST	
511000 FACULTY								
	Professor	1,567,235	0	0	0	0	0	1,567,235
	Associate Professor	1,016,253	0	0	0	0	0	1,016,253
	Assistant Professor	1,568,683	0	0	0	0	0	1,568,683
	Instructor	960,829	0	0	0	0	0	960,829
	Other	383,230	0	0	0	0	21,533	404,763
	<b>SUBTOTAL FACULTY</b>	<b>5,496,230</b>	<b>0</b>	<b>0</b>	<b>0</b>	<b>0</b>	<b>21,533</b>	<b>5,517,763</b>
512100	Other Administrators	279,488	0	0	0	0	15,000	294,488
512000	Chairpersons	308,335	0	0	0	0	0	308,335
513000	Managerial/Professional	720,031	0	103,241	0	0	176,008	999,280
514000	Clerical/Technical/Service	561,531	0	0	0	0	0	561,531
515000	Other Academic	374,048	0	0	0	0	0	374,048
516000	Student Wages	103,396	0	638,244	0	0	0	741,640
	<b>SUBTOTAL NONFACULTY</b>	<b>2,346,829</b>	<b>0</b>	<b>741,485</b>	<b>0</b>	<b>0</b>	<b>191,008</b>	<b>3,279,322</b>
	<b>SUBTOTAL SALARIES &amp; WAGES</b>	<b>7,843,059</b>	<b>0</b>	<b>741,485</b>	<b>0</b>	<b>0</b>	<b>212,541</b>	<b>8,797,085</b>
519100	Retirement Contribution	537,179	0	8,259	0	0	7,494	552,932
519200	FICA Contribution	544,147	0	7,791	0	0	10,937	562,875
519300	Health Insurance Contribution	808,974	0	15,300	0	0	15,595	839,869
519400	Life Insurance Contribution	26,938	0	186	0	0	202	27,326
519800	Workers Compensation	0	0	685	0	0	0	685
	<b>SUBTOTAL BENEFITS</b>	<b>1,917,238</b>	<b>0</b>	<b>32,221</b>	<b>0</b>	<b>0</b>	<b>34,228</b>	<b>1,983,687</b>
	<b>TOTAL PERSONAL SERVICES</b>	<b>9,760,297</b>	<b>0</b>	<b>773,706</b>	<b>0</b>	<b>0</b>	<b>246,769</b>	<b>10,780,772</b>
521000	Operating Expense	332,565	0	266,734	0	40,000	0	639,299
530000	Supplies & Materials	228,270	0	77,203	0	0	0	305,473
540000	Travel	39,121	0	12,125	0	0	0	51,246
560000	Government Aid	137,612	0	415,000	0	0	0	552,612
	<b>TOTAL NET OPERATING EXPENSES</b>	<b>737,568</b>	<b>0</b>	<b>771,062</b>	<b>0</b>	<b>40,000</b>	<b>0</b>	<b>1,548,630</b>
	<b>SUB PROGRAM TOTAL</b>	<b>10,497,865</b>	<b>0</b>	<b>1,544,768</b>	<b>0</b>	<b>40,000</b>	<b>246,769</b>	<b>12,329,402</b>

**EXPENDITURE SUMMARY**  
**2014-2015 GENERAL OPERATING BUDGET**  
**UNIVERSITY OF NEBRASKA AT OMAHA**

SUBPROGRAM #/NAME 12 Graduate Studies

ACCOUNT	DESCRIPTION	UNRESTRICTED	DESIGNATED AND/OR RESTRICTED					TOTAL
		STATE AND UNIVERSITY GENERATED	CASH	REVOLVING	FEDERAL	AUXILIARIES AND SERVICES	TRUST	
512100	Other Administrators	75,586	0	0	0	0	0	75,586
513000	Managerial/Professional	427,987	0	66,793	0	0	0	494,780
514000	Clerical/Technical/Service	74,755	0	85,440	0	0	0	160,195
515000	Other Academic	238,059	0	0	0	0	0	238,059
516000	Student Wages	9,659	0	0	0	0	0	9,659
517000	Supplemental Salaries & Wages	0	0	20,000	0	0	0	20,000
	<b>SUBTOTAL NONFACULTY</b>	<b>826,046</b>	<b>0</b>	<b>172,233</b>	<b>0</b>	<b>0</b>	<b>0</b>	<b>998,279</b>
	<b>SUBTOTAL SALARIES &amp; WAGES</b>	<b>826,046</b>	<b>0</b>	<b>172,233</b>	<b>0</b>	<b>0</b>	<b>0</b>	<b>998,279</b>
519100	Retirement Contribution	46,582	0	3,021	0	0	0	49,603
519200	FICA Contribution	56,271	0	11,332	0	0	0	67,603
519300	Health Insurance Contribution	69,428	0	18,579	0	0	0	88,007
519400	Life Insurance Contribution	2,391	0	276	0	0	0	2,667
519800	Workers Compensation	0	0	967	0	0	0	967
	<b>SUBTOTAL BENEFITS</b>	<b>174,672</b>	<b>0</b>	<b>34,175</b>	<b>0</b>	<b>0</b>	<b>0</b>	<b>208,847</b>
	<b>TOTAL PERSONAL SERVICES</b>	<b>1,000,718</b>	<b>0</b>	<b>206,408</b>	<b>0</b>	<b>0</b>	<b>0</b>	<b>1,207,126</b>
521000	Operating Expense	133,601	0	626,614	0	0	0	760,215
530000	Supplies & Materials	5,336	0	0	0	0	0	5,336
540000	Travel	11,051	0	0	0	0	0	11,051
560000	Government Aid	2,648	0	0	0	0	0	2,648
	<b>TOTAL NET OPERATING EXPENSES</b>	<b>152,636</b>	<b>0</b>	<b>626,614</b>	<b>0</b>	<b>0</b>	<b>0</b>	<b>779,250</b>
	<b>SUB PROGRAM TOTAL</b>	<b>1,153,354</b>	<b>0</b>	<b>833,022</b>	<b>0</b>	<b>0</b>	<b>0</b>	<b>1,986,376</b>

**EXPENDITURE SUMMARY**  
**2014-2015 GENERAL OPERATING BUDGET**  
**UNIVERSITY OF NEBRASKA AT OMAHA**

SUBPROGRAM #/NAME 16 Criss Library

ACCOUNT	DESCRIPTION	UNRESTRICTED	DESIGNATED AND/OR RESTRICTED					TOTAL
		STATE AND UNIVERSITY GENERATED	CASH	REVOLVING	FEDERAL	AUXILIARIES AND SERVICES	TRUST	
511000	FACULTY							
	Professor	237,789	0	0	0	0	0	237,789
	Associate Professor	279,206	0	0	0	0	0	279,206
	Assistant Professor	279,604	0	0	0	0	0	279,604
	<b>SUBTOTAL FACULTY</b>	<b>796,599</b>	<b>0</b>	<b>0</b>	<b>0</b>	<b>0</b>	<b>0</b>	<b>796,599</b>
512100	Other Administrators	280,408	0	0	0	0	0	280,408
512000	Chairpersons	20,000	0	0	0	0	0	20,000
513000	Managerial/Professional	533,855	0	25,407	0	0	0	559,262
514000	Clerical/Technical/Service	695,280	0	28,446	0	0	0	723,726
516000	Student Wages	179,664	0	0	0	0	0	179,664
	<b>SUBTOTAL NONFACULTY</b>	<b>1,709,207</b>	<b>0</b>	<b>53,853</b>	<b>0</b>	<b>0</b>	<b>0</b>	<b>1,763,060</b>
	<b>SUBTOTAL SALARIES &amp; WAGES</b>	<b>2,505,806</b>	<b>0</b>	<b>53,853</b>	<b>0</b>	<b>0</b>	<b>0</b>	<b>2,559,659</b>
519100	Retirement Contribution	170,775	0	4,309	0	0	0	175,084
519200	FICA Contribution	172,280	0	4,120	0	0	0	176,400
519300	Health Insurance Contribution	258,946	0	15,882	0	0	0	274,828
519400	Life Insurance Contribution	8,344	0	97	0	0	0	8,441
519800	Workers Compensation	0	0	339	0	0	0	339
	<b>SUBTOTAL BENEFITS</b>	<b>610,345</b>	<b>0</b>	<b>24,747</b>	<b>0</b>	<b>0</b>	<b>0</b>	<b>635,092</b>
	<b>TOTAL PERSONAL SERVICES</b>	<b>3,116,151</b>	<b>0</b>	<b>78,600</b>	<b>0</b>	<b>0</b>	<b>0</b>	<b>3,194,751</b>
521000	Operating Expense	156,818	0	1,117,700	0	0	0	1,274,518
530000	Supplies & Materials	50,740	0	120,500	0	0	0	171,240
540000	Travel	21,695	0	0	0	0	0	21,695
550000	Capital Outlay	1,333,400	0	440,000	0	0	0	1,773,400
	<b>TOTAL NET OPERATING EXPENSES</b>	<b>1,562,653</b>	<b>0</b>	<b>1,678,200</b>	<b>0</b>	<b>0</b>	<b>0</b>	<b>3,240,853</b>
	<b>SUB PROGRAM TOTAL</b>	<b>4,678,804</b>	<b>0</b>	<b>1,756,800</b>	<b>0</b>	<b>0</b>	<b>0</b>	<b>6,435,604</b>

**EXPENDITURE SUMMARY**  
**2014-2015 GENERAL OPERATING BUDGET**  
**UNIVERSITY OF NEBRASKA AT OMAHA**

SUBPROGRAM #/NAME 21 Summer Sessions

ACCOUNT	DESCRIPTION	UNRESTRICTED	DESIGNATED AND/OR RESTRICTED					TOTAL
		STATE AND UNIVERSITY GENERATED	CASH	REVOLVING	FEDERAL	AUXILIARIES AND SERVICES	TRUST	
	Other	2,152,567	0	0	0	0	0	2,152,567
	<b>SUBTOTAL FACULTY</b>	<b>2,152,567</b>	<b>0</b>	<b>0</b>	<b>0</b>	<b>0</b>	<b>0</b>	<b>2,152,567</b>
	<b>SUBTOTAL SALARIES &amp; WAGES</b>	<b>2,152,567</b>	<b>0</b>	<b>0</b>	<b>0</b>	<b>0</b>	<b>0</b>	<b>2,152,567</b>
519100	Retirement Contribution	0	0	0	0	0	0	0
519200	FICA Contribution	146,633	0	0	0	0	0	146,633
519300	Health Insurance Contribution	0	0	0	0	0	0	0
519400	Life Insurance Contribution	0	0	0	0	0	0	0
	<b>SUBTOTAL BENEFITS</b>	<b>146,633</b>	<b>0</b>	<b>0</b>	<b>0</b>	<b>0</b>	<b>0</b>	<b>146,633</b>
	<b>TOTAL PERSONAL SERVICES</b>	<b>2,299,200</b>	<b>0</b>	<b>0</b>	<b>0</b>	<b>0</b>	<b>0</b>	<b>2,299,200</b>
	<b>SUB PROGRAM TOTAL</b>	<b>2,299,200</b>	<b>0</b>	<b>0</b>	<b>0</b>	<b>0</b>	<b>0</b>	<b>2,299,200</b>

**EXPENDITURE SUMMARY**  
**2014-2015 GENERAL OPERATING BUDGET**  
**UNIVERSITY OF NEBRASKA AT OMAHA**

SUBPROGRAM #/NAME 22 Other Instruction and Research

ACCOUNT	DESCRIPTION	UNRESTRICTED	DESIGNATED AND/OR RESTRICTED					TOTAL
		STATE AND UNIVERSITY GENERATED	CASH	REVOLVING	FEDERAL	AUXILIARIES AND SERVICES	TRUST	
	Associate Professor	576,874	0	0	0	0	0	576,874
	Other	1,909,896	0	0	0	0	0	1,909,896
	<b>SUBTOTAL FACULTY</b>	<b>2,486,770</b>	<b>0</b>	<b>0</b>	<b>0</b>	<b>0</b>	<b>0</b>	<b>2,486,770</b>
512100	Other Administrators	303,103	0	25,750	0	0	0	328,853
513000	Managerial/Professional	269,074	0	792,107	0	0	474,732	1,535,913
514000	Clerical/Technical/Service	152,507	0	26,707	0	0	78,048	257,262
515000	Other Academic	12,775	0	17,033	0	0	0	29,808
516000	Student Wages	2,298	0	197,167	0	0	0	199,465
	<b>SUBTOTAL NONFACULTY</b>	<b>739,757</b>	<b>0</b>	<b>1,058,764</b>	<b>0</b>	<b>0</b>	<b>552,780</b>	<b>2,351,301</b>
	<b>SUBTOTAL SALARIES &amp; WAGES</b>	<b>3,226,527</b>	<b>0</b>	<b>1,058,764</b>	<b>0</b>	<b>0</b>	<b>552,780</b>	<b>4,838,071</b>
519100	Retirement Contribution	89,605	0	63,923	0	0	20,452	173,980
519200	FICA Contribution	121,397	0	62,110	0	0	29,850	213,357
519300	Health Insurance Contribution	95,069	0	111,669	0	0	42,564	249,302
519400	Life Insurance Contribution	3,145	0	1,521	0	0	552	5,218
519700	Unemployment Compensation	25,805	0	0	0	0	0	25,805
519800	Workers Compensation	359,267	0	6,559	0	0	0	365,826
	<b>SUBTOTAL BENEFITS</b>	<b>694,288</b>	<b>0</b>	<b>245,782</b>	<b>0</b>	<b>0</b>	<b>93,418</b>	<b>1,033,488</b>
	<b>TOTAL PERSONAL SERVICES</b>	<b>3,920,815</b>	<b>0</b>	<b>1,304,546</b>	<b>0</b>	<b>0</b>	<b>646,198</b>	<b>5,871,559</b>
521000	Operating Expense	4,330,154	93,280	1,695,863	0	0	0	6,119,297
530000	Supplies & Materials	502,373	2,000,000	311,367	0	0	0	2,813,740
540000	Travel	1,955	0	7,000	0	0	0	8,955
560000	Government Aid	4,500	0	0	0	0	0	4,500
	<b>TOTAL NET OPERATING EXPENSES</b>	<b>4,838,982</b>	<b>2,093,280</b>	<b>2,014,230</b>	<b>0</b>	<b>0</b>	<b>0</b>	<b>8,946,492</b>
	<b>SUB PROGRAM TOTAL</b>	<b>8,759,797</b>	<b>2,093,280</b>	<b>3,318,776</b>	<b>0</b>	<b>0</b>	<b>646,198</b>	<b>14,818,051</b>

**EXPENDITURE SUMMARY**  
**2014-2015 GENERAL OPERATING BUDGET**  
**UNIVERSITY OF NEBRASKA AT OMAHA**

SUBPROGRAM #/NAME 23 Student Aid

ACCOUNT	DESCRIPTION	UNRESTRICTED	DESIGNATED AND/OR RESTRICTED					TOTAL
		STATE AND UNIVERSITY GENERATED	CASH	REVOLVING	FEDERAL	AUXILIARIES AND SERVICES	TRUST	
521000	Operating Expense	2,915,502	0	0	0	0	0	2,915,502
	<b>TOTAL NET OPERATING EXPENSES</b>	<b>2,915,502</b>	<b>0</b>	<b>0</b>	<b>0</b>	<b>0</b>	<b>0</b>	<b>2,915,502</b>
	<b>SUB PROGRAM TOTAL</b>	<b>2,915,502</b>	<b>0</b>	<b>0</b>	<b>0</b>	<b>0</b>	<b>0</b>	<b>2,915,502</b>

**EXPENDITURE SUMMARY**  
**2014-2015 GENERAL OPERATING BUDGET**  
**UNIVERSITY OF NEBRASKA AT OMAHA**

SUBPROGRAM #/NAME 24 International Programs

ACCOUNT	DESCRIPTION	UNRESTRICTED	DESIGNATED AND/OR RESTRICTED					TOTAL
		STATE AND UNIVERSITY GENERATED	CASH	REVOLVING	FEDERAL	AUXILIARIES AND SERVICES	TRUST	
511000	FACULTY							
	Professor	2,405	0	0	0	0	0	2,405
	Associate Professor	0	0	3,075	0	0	0	3,075
	Instructor	11,811	0	0	0	0	0	11,811
	<b>SUBTOTAL FACULTY</b>	<b>14,216</b>	<b>0</b>	<b>3,075</b>	<b>0</b>	<b>0</b>	<b>0</b>	<b>17,291</b>
512100	Other Administrators	146,879	0	0	0	0	0	146,879
513000	Managerial/Professional	262,773	0	700,272	0	0	0	963,045
514000	Clerical/Technical/Service	96,433	0	195,262	0	0	0	291,695
516000	Student Wages	9,024	0	9,190	0	0	0	18,214
517000	Supplemental Salaries & Wages	0	0	23,440	0	0	0	23,440
	<b>SUBTOTAL NONFACULTY</b>	<b>515,109</b>	<b>0</b>	<b>928,164</b>	<b>0</b>	<b>0</b>	<b>0</b>	<b>1,443,273</b>
	<b>SUBTOTAL SALARIES &amp; WAGES</b>	<b>529,325</b>	<b>0</b>	<b>931,239</b>	<b>0</b>	<b>0</b>	<b>0</b>	<b>1,460,564</b>
519100	Retirement Contribution	41,677	0	66,695	0	0	0	108,372
519200	FICA Contribution	36,058	0	66,339	0	0	0	102,397
519300	Health Insurance Contribution	62,117	0	188,005	0	0	0	250,122
519400	Life Insurance Contribution	2,139	0	1,613	0	0	0	3,752
519800	Workers Compensation	0	0	5,699	0	0	0	5,699
	<b>SUBTOTAL BENEFITS</b>	<b>141,991</b>	<b>0</b>	<b>328,351</b>	<b>0</b>	<b>0</b>	<b>0</b>	<b>470,342</b>
	<b>TOTAL PERSONAL SERVICES</b>	<b>671,316</b>	<b>0</b>	<b>1,259,590</b>	<b>0</b>	<b>0</b>	<b>0</b>	<b>1,930,906</b>
521000	Operating Expense	4,170	0	959,648	0	0	0	963,818
530000	Supplies & Materials	6,076	0	258,011	0	0	0	264,087
540000	Travel	2,341	0	18,000	0	0	0	20,341
	<b>TOTAL NET OPERATING EXPENSES</b>	<b>12,587</b>	<b>0</b>	<b>1,235,659</b>	<b>0</b>	<b>0</b>	<b>0</b>	<b>1,248,246</b>
	<b>SUB PROGRAM TOTAL</b>	<b>683,903</b>	<b>0</b>	<b>2,495,249</b>	<b>0</b>	<b>0</b>	<b>0</b>	<b>3,179,152</b>

**EXPENDITURE SUMMARY**  
**2014-2015 GENERAL OPERATING BUDGET**  
**UNIVERSITY OF NEBRASKA AT OMAHA**

SUBPROGRAM #/NAME 26 Continuing Studies

ACCOUNT	DESCRIPTION	UNRESTRICTED	DESIGNATED AND/OR RESTRICTED					TOTAL
		STATE AND UNIVERSITY GENERATED	CASH	REVOLVING	FEDERAL	AUXILIARIES AND SERVICES	TRUST	
	Other	342,055	0	0	0	0	0	342,055
	<b>SUBTOTAL FACULTY</b>	<b>342,055</b>	<b>0</b>	<b>0</b>	<b>0</b>	<b>0</b>	<b>0</b>	<b>342,055</b>
513000	Managerial/Professional	452,431	0	24,463	0	0	0	476,894
514000	Clerical/Technical/Service	136,711	0	0	0	0	0	136,711
516000	Student Wages	8,467	0	0	0	0	0	8,467
517000	Supplemental Salaries & Wages	31,969	0	18,000	0	0	0	49,969
	<b>SUBTOTAL NONFACULTY</b>	<b>629,578</b>	<b>0</b>	<b>42,463</b>	<b>0</b>	<b>0</b>	<b>0</b>	<b>672,041</b>
	<b>SUBTOTAL SALARIES &amp; WAGES</b>	<b>971,633</b>	<b>0</b>	<b>42,463</b>	<b>0</b>	<b>0</b>	<b>0</b>	<b>1,014,096</b>
519100	Retirement Contribution	46,387	0	1,590	0	0	0	47,977
519200	FICA Contribution	66,187	0	2,866	0	0	0	69,053
519300	Health Insurance Contribution	69,138	0	2,405	0	0	0	71,543
519400	Life Insurance Contribution	2,381	0	44	0	0	0	2,425
519800	Workers Compensation	0	0	302	0	0	0	302
	<b>SUBTOTAL BENEFITS</b>	<b>184,093</b>	<b>0</b>	<b>7,207</b>	<b>0</b>	<b>0</b>	<b>0</b>	<b>191,300</b>
	<b>TOTAL PERSONAL SERVICES</b>	<b>1,155,726</b>	<b>0</b>	<b>49,670</b>	<b>0</b>	<b>0</b>	<b>0</b>	<b>1,205,396</b>
521000	Operating Expense	82,469	0	439,371	0	0	0	521,840
530000	Supplies & Materials	685,189	0	153,598	0	0	0	838,787
540000	Travel	10,660	0	0	0	0	0	10,660
	<b>TOTAL NET OPERATING EXPENSES</b>	<b>778,318</b>	<b>0</b>	<b>592,969</b>	<b>0</b>	<b>0</b>	<b>0</b>	<b>1,371,287</b>
	<b>SUB PROGRAM TOTAL</b>	<b>1,934,044</b>	<b>0</b>	<b>642,639</b>	<b>0</b>	<b>0</b>	<b>0</b>	<b>2,576,683</b>



**EXPENDITURE SUMMARY**  
**2014-2015 GENERAL OPERATING BUDGET**  
**UNIVERSITY OF NEBRASKA AT OMAHA**

SUBPROGRAM #/NAME 29 Information Services

ACCOUNT	DESCRIPTION	UNRESTRICTED	DESIGNATED AND/OR RESTRICTED					TOTAL
		STATE AND UNIVERSITY GENERATED	CASH	REVOLVING	FEDERAL	AUXILIARIES AND SERVICES	TRUST	
513000	Managerial/Professional	2,205,464	0	400,219	0	264,731	0	2,870,414
514000	Clerical/Technical/Service	17,590	0	0	0	63,908	0	81,498
516000	Student Wages	0	0	0	0	5,614	0	5,614
	<b>SUBTOTAL NONFACULTY</b>	<b>2,223,054</b>	<b>0</b>	<b>400,219</b>	<b>0</b>	<b>334,253</b>	<b>0</b>	<b>2,957,526</b>
	<b>SUBTOTAL SALARIES &amp; WAGES</b>	<b>2,223,054</b>	<b>0</b>	<b>400,219</b>	<b>0</b>	<b>334,253</b>	<b>0</b>	<b>2,957,526</b>
519100	Retirement Contribution	172,107	0	32,018	0	16,009	0	220,134
519200	FICA Contribution	152,087	0	29,544	0	21,392	0	203,023
519300	Health Insurance Contribution	258,495	0	37,354	0	34,982	0	330,831
519400	Life Insurance Contribution	8,644	0	721	0	296	0	9,661
519800	Workers Compensation	0	0	2,522	0	2,746	0	5,268
	<b>SUBTOTAL BENEFITS</b>	<b>591,333</b>	<b>0</b>	<b>102,159</b>	<b>0</b>	<b>75,425</b>	<b>0</b>	<b>768,917</b>
	<b>TOTAL PERSONAL SERVICES</b>	<b>2,814,387</b>	<b>0</b>	<b>502,378</b>	<b>0</b>	<b>409,678</b>	<b>0</b>	<b>3,726,443</b>
521000	Operating Expense	125,278	0	991,904	0	1,324,583	0	2,441,765
530000	Supplies & Materials	89,864	0	361,268	0	0	0	451,132
	<b>TOTAL NET OPERATING EXPENSES</b>	<b>215,142</b>	<b>0</b>	<b>1,353,172</b>	<b>0</b>	<b>1,324,583</b>	<b>0</b>	<b>2,892,897</b>
	<b>SUB PROGRAM TOTAL</b>	<b>3,029,529</b>	<b>0</b>	<b>1,855,550</b>	<b>0</b>	<b>1,734,261</b>	<b>0</b>	<b>6,619,340</b>

**EXPENDITURE SUMMARY**  
**2014-2015 GENERAL OPERATING BUDGET**  
**UNIVERSITY OF NEBRASKA AT OMAHA**

SUBPROGRAM #/NAME 33 Physical Plant Administration

ACCOUNT	DESCRIPTION	UNRESTRICTED	DESIGNATED AND/OR RESTRICTED					TOTAL
		STATE AND UNIVERSITY GENERATED	CASH	REVOLVING	FEDERAL	AUXILIARIES AND SERVICES	TRUST	
512100	Other Administrators	204,675	0	0	0	0	0	204,675
513000	Managerial/Professional	1,530,026	0	0	0	66,875	0	1,596,901
514000	Clerical/Technical/Service	4,583,085	0	0	0	100,488	0	4,683,573
516000	Student Wages	110,551	0	0	0	0	0	110,551
517000	Supplemental Salaries & Wages	145,200	0	0	0	0	0	145,200
	<b>SUBTOTAL NONFACULTY</b>	<b>6,573,537</b>	<b>0</b>	<b>0</b>	<b>0</b>	<b>167,363</b>	<b>0</b>	<b>6,740,900</b>
	<b>SUBTOTAL SALARIES &amp; WAGES</b>	<b>6,573,537</b>	<b>0</b>	<b>0</b>	<b>0</b>	<b>167,363</b>	<b>0</b>	<b>6,740,900</b>
519100	Retirement Contribution	484,104	0	0	0	12,279	0	496,383
519200	FICA Contribution	469,656	0	0	0	12,103	0	481,759
519300	Health Insurance Contribution	728,380	0	0	0	40,405	0	768,785
519400	Life Insurance Contribution	24,680	0	0	0	301	0	24,981
519700	Unemployment Compensation	2,114	0	0	0	0	0	2,114
519800	Workers Compensation	29,433	0	0	0	1,375	0	30,808
	<b>SUBTOTAL BENEFITS</b>	<b>1,738,367</b>	<b>0</b>	<b>0</b>	<b>0</b>	<b>66,463</b>	<b>0</b>	<b>1,804,830</b>
	<b>TOTAL PERSONAL SERVICES</b>	<b>8,311,904</b>	<b>0</b>	<b>0</b>	<b>0</b>	<b>233,826</b>	<b>0</b>	<b>8,545,730</b>
521000	Operating Expense	1,825,138	0	0	0	2,709,925	0	4,535,063
529000	Utilities	5,949,637	0	0	0	0	0	5,949,637
530000	Supplies & Materials	492,131	0	0	0	0	0	492,131
540000	Travel	21,399	0	0	0	0	0	21,399
550000	Capital Outlay	105,772	0	0	0	0	0	105,772
	<b>TOTAL NET OPERATING EXPENSES</b>	<b>8,394,077</b>	<b>0</b>	<b>0</b>	<b>0</b>	<b>2,709,925</b>	<b>0</b>	<b>11,104,002</b>
	<b>SUB PROGRAM TOTAL</b>	<b>16,705,981</b>	<b>0</b>	<b>0</b>	<b>0</b>	<b>2,943,751</b>	<b>0</b>	<b>19,649,732</b>

**EXPENDITURE SUMMARY**  
**2014-2015 GENERAL OPERATING BUDGET**  
**UNIVERSITY OF NEBRASKA AT OMAHA**

SUBPROGRAM #/NAME 41 Executive Administration

ACCOUNT	DESCRIPTION	UNRESTRICTED	DESIGNATED AND/OR RESTRICTED					TOTAL
		STATE AND UNIVERSITY GENERATED	CASH	REVOLVING	FEDERAL	AUXILIARIES AND SERVICES	TRUST	
	Other	24,737	0	0	0	0	0	24,737
	<b>SUBTOTAL FACULTY</b>	<b>24,737</b>	<b>0</b>	<b>0</b>	<b>0</b>	<b>0</b>	<b>0</b>	<b>24,737</b>
512100	Other Administrators	298,681	0	0	0	0	26,474	325,155
513000	Managerial/Professional	275,910	0	0	0	0	49,965	325,875
514000	Clerical/Technical/Service	55,746	0	0	0	0	0	55,746
516000	Student Wages	5,279	0	0	0	0	0	5,279
	<b>SUBTOTAL NONFACULTY</b>	<b>635,616</b>	<b>0</b>	<b>0</b>	<b>0</b>	<b>0</b>	<b>76,439</b>	<b>712,055</b>
	<b>SUBTOTAL SALARIES &amp; WAGES</b>	<b>660,353</b>	<b>0</b>	<b>0</b>	<b>0</b>	<b>0</b>	<b>76,439</b>	<b>736,792</b>
519100	Retirement Contribution	49,768	0	0	0	0	2,829	52,597
519200	FICA Contribution	44,644	0	0	0	0	4,128	48,772
519300	Health Insurance Contribution	74,177	0	0	0	0	5,886	80,063
519400	Life Insurance Contribution	2,555	0	0	0	0	76	2,631
	<b>SUBTOTAL BENEFITS</b>	<b>171,144</b>	<b>0</b>	<b>0</b>	<b>0</b>	<b>0</b>	<b>12,919</b>	<b>184,063</b>
	<b>TOTAL PERSONAL SERVICES</b>	<b>831,497</b>	<b>0</b>	<b>0</b>	<b>0</b>	<b>0</b>	<b>89,358</b>	<b>920,855</b>
521000	Operating Expense	76,114	18,880	0	0	0	0	94,994
530000	Supplies & Materials	14,794	0	0	0	0	0	14,794
540000	Travel	12,447	0	0	0	0	0	12,447
550000	Capital Outlay	1,174	0	0	0	0	0	1,174
	<b>TOTAL NET OPERATING EXPENSES</b>	<b>104,529</b>	<b>18,880</b>	<b>0</b>	<b>0</b>	<b>0</b>	<b>0</b>	<b>123,409</b>
	<b>SUB PROGRAM TOTAL</b>	<b>936,026</b>	<b>18,880</b>	<b>0</b>	<b>0</b>	<b>0</b>	<b>89,358</b>	<b>1,044,264</b>

**EXPENDITURE SUMMARY**  
**2014-2015 GENERAL OPERATING BUDGET**  
**UNIVERSITY OF NEBRASKA AT OMAHA**

SUBPROGRAM #/NAME 42 Student Services

ACCOUNT	DESCRIPTION	UNRESTRICTED	DESIGNATED AND/OR RESTRICTED					TOTAL
		STATE AND UNIVERSITY GENERATED	CASH	REVOLVING	FEDERAL	AUXILIARIES AND SERVICES	TRUST	
512100	Other Administrators	446,553	0	108,943	0	116,451	0	671,947
513000	Managerial/Professional	1,783,424	0	1,281,424	203,890	1,714,661	0	4,983,399
514000	Clerical/Technical/Service	774,377	0	420,275	20,156	1,690,350	0	2,905,158
515000	Other Academic	29,808	0	34,737	0	102,197	0	166,742
516000	Student Wages	80,990	0	108,328	0	1,031,059	0	1,220,377
517000	Supplemental Salaries & Wages	150,368	0	16,500	0	84,276	0	251,144
	<b>SUBTOTAL NONFACULTY</b>	<b>3,265,520</b>	<b>0</b>	<b>1,970,207</b>	<b>224,046</b>	<b>4,738,994</b>	<b>0</b>	<b>10,198,767</b>
	<b>SUBTOTAL SALARIES &amp; WAGES</b>	<b>3,265,520</b>	<b>0</b>	<b>1,970,207</b>	<b>224,046</b>	<b>4,738,994</b>	<b>0</b>	<b>10,198,767</b>
519100	Retirement Contribution	240,481	0	122,369	9,857	207,122	0	579,829
519200	FICA Contribution	222,944	0	134,607	11,875	273,446	0	642,872
519300	Health Insurance Contribution	358,426	0	311,620	15,011	385,560	0	1,070,617
519400	Life Insurance Contribution	12,343	0	3,938	224	4,928	0	21,433
519700	Unemployment Compensation	1,953	0	0	0	0	0	1,953
519800	Workers Compensation	27,185	0	12,519	0	35,216	0	74,920
	<b>SUBTOTAL BENEFITS</b>	<b>863,332</b>	<b>0</b>	<b>585,053</b>	<b>36,967</b>	<b>906,272</b>	<b>0</b>	<b>2,391,624</b>
	<b>TOTAL PERSONAL SERVICES</b>	<b>4,128,852</b>	<b>0</b>	<b>2,555,260</b>	<b>261,013</b>	<b>5,645,266</b>	<b>0</b>	<b>12,590,391</b>
521000	Operating Expense	364,858	25,020	981,068	0	1,771,210	0	3,142,156
530000	Supplies & Materials	69,470	0	132,991	0	468,458	0	670,919
540000	Travel	811	0	6,500	0	21,496	0	28,807
550000	Capital Outlay	0	0	0	0	2,450	0	2,450
560000	Government Aid	2,234	0	3,548	0	18,910	0	24,692
570000	Cost of Goods Sold	0	0	0	0	7,018,015	0	7,018,015
	<b>TOTAL NET OPERATING EXPENSES</b>	<b>437,373</b>	<b>25,020</b>	<b>1,124,107</b>	<b>0</b>	<b>9,300,539</b>	<b>0</b>	<b>10,887,039</b>
	<b>SUB PROGRAM TOTAL</b>	<b>4,566,225</b>	<b>25,020</b>	<b>3,679,367</b>	<b>261,013</b>	<b>14,945,805</b>	<b>0</b>	<b>23,477,430</b>

**EXPENDITURE SUMMARY**  
**2014-2015 GENERAL OPERATING BUDGET**  
**UNIVERSITY OF NEBRASKA AT OMAHA**

SUBPROGRAM #/NAME 43 Business and Finance

ACCOUNT	DESCRIPTION	UNRESTRICTED	DESIGNATED AND/OR RESTRICTED					TOTAL
		STATE AND UNIVERSITY GENERATED	CASH	REVOLVING	FEDERAL	AUXILIARIES AND SERVICES	TRUST	
512100	Other Administrators	702,830	0	0	0	0	0	702,830
513000	Managerial/Professional	2,124,280	0	132,921	0	26,115	0	2,283,316
514000	Clerical/Technical/Service	848,863	0	0	0	0	0	848,863
516000	Student Wages	60,034	0	2,012	0	0	0	62,046
517000	Supplemental Salaries & Wages	38,638	0	0	0	0	0	38,638
	<b>SUBTOTAL NONFACULTY</b>	<b>3,774,645</b>	<b>0</b>	<b>134,933</b>	<b>0</b>	<b>26,115</b>	<b>0</b>	<b>3,935,693</b>
	<b>SUBTOTAL SALARIES &amp; WAGES</b>	<b>3,774,645</b>	<b>0</b>	<b>134,933</b>	<b>0</b>	<b>26,115</b>	<b>0</b>	<b>3,935,693</b>
519100	Retirement Contribution	298,916	0	10,634	0	1,410	0	310,960
519200	FICA Contribution	262,867	0	9,787	0	1,671	0	274,325
519300	Health Insurance Contribution	444,241	0	24,218	0	3,082	0	471,541
519400	Life Insurance Contribution	15,885	0	238	0	26	0	16,149
519700	Unemployment Compensation	4,128	0	0	0	0	0	4,128
519800	Workers Compensation	57,478	0	855	0	215	0	58,548
	<b>SUBTOTAL BENEFITS</b>	<b>1,083,515</b>	<b>0</b>	<b>45,732</b>	<b>0</b>	<b>6,404</b>	<b>0</b>	<b>1,135,651</b>
	<b>TOTAL PERSONAL SERVICES</b>	<b>4,858,160</b>	<b>0</b>	<b>180,665</b>	<b>0</b>	<b>32,519</b>	<b>0</b>	<b>5,071,344</b>
521000	Operating Expense	1,142,085	62,820	75,952	0	0	0	1,280,857
530000	Supplies & Materials	105,499	0	21,937	0	0	0	127,436
540000	Travel	17,648	0	0	0	0	0	17,648
550000	Capital Outlay	20,204	0	0	0	0	0	20,204
	<b>TOTAL NET OPERATING EXPENSES</b>	<b>1,285,436</b>	<b>62,820</b>	<b>97,889</b>	<b>0</b>	<b>0</b>	<b>0</b>	<b>1,446,145</b>
	<b>SUB PROGRAM TOTAL</b>	<b>6,143,596</b>	<b>62,820</b>	<b>278,554</b>	<b>0</b>	<b>32,519</b>	<b>0</b>	<b>6,517,489</b>

**EXPENDITURE SUMMARY**  
**2014-2015 GENERAL OPERATING BUDGET**  
**UNIVERSITY OF NEBRASKA AT OMAHA**

SUBPROGRAM #/NAME 44 General Expense

ACCOUNT	DESCRIPTION	UNRESTRICTED	DESIGNATED AND/OR RESTRICTED					TOTAL
		STATE AND UNIVERSITY GENERATED	CASH	REVOLVING	FEDERAL	AUXILIARIES AND SERVICES	TRUST	
513000	Managerial/Professional	500,997	0	0	0	83,866	0	584,863
514000	Clerical/Technical/Service	116,877	0	0	0	59,427	0	176,304
516000	Student Wages	0	0	0	0	8,319	0	8,319
	<b>SUBTOTAL NONFACULTY</b>	<b>617,874</b>	<b>0</b>	<b>0</b>	<b>0</b>	<b>151,612</b>	<b>0</b>	<b>769,486</b>
	<b>SUBTOTAL SALARIES &amp; WAGES</b>	<b>617,874</b>	<b>0</b>	<b>0</b>	<b>0</b>	<b>151,612</b>	<b>0</b>	<b>769,486</b>
519100	Retirement Contribution	48,000	0	0	0	7,738	0	55,738
519200	FICA Contribution	42,091	0	0	0	9,703	0	51,794
519300	Health Insurance Contribution	71,542	0	0	0	16,909	0	88,451
519400	Life Insurance Contribution	2,464	0	0	0	143	0	2,607
519800	Workers Compensation	0	0	0	0	1,245	0	1,245
	<b>SUBTOTAL BENEFITS</b>	<b>164,097</b>	<b>0</b>	<b>0</b>	<b>0</b>	<b>35,738</b>	<b>0</b>	<b>199,835</b>
	<b>TOTAL PERSONAL SERVICES</b>	<b>781,971</b>	<b>0</b>	<b>0</b>	<b>0</b>	<b>187,350</b>	<b>0</b>	<b>969,321</b>
521000	Operating Expense	180,798	0	0	0	392,422	0	573,220
530000	Supplies & Materials	63,661	0	0	0	51,639	0	115,300
	<b>TOTAL NET OPERATING EXPENSES</b>	<b>244,459</b>	<b>0</b>	<b>0</b>	<b>0</b>	<b>444,061</b>	<b>0</b>	<b>688,520</b>
	<b>SUB PROGRAM TOTAL</b>	<b>1,026,430</b>	<b>0</b>	<b>0</b>	<b>0</b>	<b>631,411</b>	<b>0</b>	<b>1,657,841</b>

**EXPENDITURE SUMMARY**  
**2014-2015 GENERAL OPERATING BUDGET**  
**UNIVERSITY OF NEBRASKA AT OMAHA**

SUBPROGRAM #/NAME 46 Peter Kiewit Institute

ACCOUNT	DESCRIPTION	UNRESTRICTED	DESIGNATED AND/OR RESTRICTED					TOTAL
		STATE AND UNIVERSITY GENERATED	CASH	REVOLVING	FEDERAL	AUXILIARIES AND SERVICES	TRUST	
512100	Other Administrators	0	0	0	0	0	0	0
513000	Managerial/Professional	0	0	0	0	0	99,323	99,323
514000	Clerical/Technical/Service	0	0	0	0	0	0	0
	<b>SUBTOTAL NONFACULTY</b>	<b>0</b>	<b>0</b>	<b>0</b>	<b>0</b>	<b>0</b>	<b>99,323</b>	<b>99,323</b>
	<b>SUBTOTAL SALARIES &amp; WAGES</b>	<b>0</b>	<b>0</b>	<b>0</b>	<b>0</b>	<b>0</b>	<b>99,323</b>	<b>99,323</b>
519100	Retirement Contribution	0	0	0	0	0	3,675	3,675
519200	FICA Contribution	0	0	0	0	0	5,363	5,363
519300	Health Insurance Contribution	0	0	0	0	0	7,648	7,648
519400	Life Insurance Contribution	0	0	0	0	0	99	99
	<b>SUBTOTAL BENEFITS</b>	<b>0</b>	<b>0</b>	<b>0</b>	<b>0</b>	<b>0</b>	<b>16,785</b>	<b>16,785</b>
	<b>TOTAL PERSONAL SERVICES</b>	<b>0</b>	<b>0</b>	<b>0</b>	<b>0</b>	<b>0</b>	<b>116,108</b>	<b>116,108</b>
	<b>SUB PROGRAM TOTAL</b>	<b>0</b>	<b>0</b>	<b>0</b>	<b>0</b>	<b>0</b>	<b>116,108</b>	<b>116,108</b>

**EXPENDITURE SUMMARY**  
**2014-2015 GENERAL OPERATING BUDGET**  
**UNIVERSITY OF NEBRASKA AT OMAHA**

SUBPROGRAM #/NAME 75 Student Housing

ACCOUNT	DESCRIPTION	UNRESTRICTED	DESIGNATED AND/OR RESTRICTED					TOTAL
		STATE AND UNIVERSITY GENERATED	CASH	REVOLVING	FEDERAL	AUXILIARIES AND SERVICES	TRUST	
513000	Managerial/Professional	0	0	0	0	327,640	0	327,640
514000	Clerical/Technical/Service	0	0	0	0	133,507	0	133,507
516000	Student Wages	0	0	0	0	75,223	0	75,223
517000	Supplemental Salaries & Wages	0	0	0	0	22,904	0	22,904
	<b>SUBTOTAL NONFACULTY</b>	<b>0</b>	<b>0</b>	<b>0</b>	<b>0</b>	<b>559,274</b>	<b>0</b>	<b>559,274</b>
	<b>SUBTOTAL SALARIES &amp; WAGES</b>	<b>0</b>	<b>0</b>	<b>0</b>	<b>0</b>	<b>559,274</b>	<b>0</b>	<b>559,274</b>
519100	Retirement Contribution	0	0	0	0	28,543	0	28,543
519200	FICA Contribution	0	0	0	0	34,812	0	34,812
519300	Health Insurance Contribution	0	0	0	0	73,077	0	73,077
519400	Life Insurance Contribution	0	0	0	0	817	0	817
519800	Workers Compensation	0	0	0	0	4,596	0	4,596
	<b>SUBTOTAL BENEFITS</b>	<b>0</b>	<b>0</b>	<b>0</b>	<b>0</b>	<b>141,845</b>	<b>0</b>	<b>141,845</b>
	<b>TOTAL PERSONAL SERVICES</b>	<b>0</b>	<b>0</b>	<b>0</b>	<b>0</b>	<b>701,119</b>	<b>0</b>	<b>701,119</b>
521000	Operating Expense	0	0	0	0	1,261,542	0	1,261,542
530000	Supplies & Materials	0	0	0	0	178,000	0	178,000
	<b>TOTAL NET OPERATING EXPENSES</b>	<b>0</b>	<b>0</b>	<b>0</b>	<b>0</b>	<b>1,439,542</b>	<b>0</b>	<b>1,439,542</b>
	<b>SUB PROGRAM TOTAL</b>	<b>0</b>	<b>0</b>	<b>0</b>	<b>0</b>	<b>2,140,661</b>	<b>0</b>	<b>2,140,661</b>



**EXPENDITURE SUMMARY**  
**2014-2015 GENERAL OPERATING BUDGET**  
**UNIVERSITY OF NEBRASKA AT OMAHA**

SUBPROGRAM #/NAME 77 Intercollegiate Athletics

ACCOUNT	DESCRIPTION	UNRESTRICTED	DESIGNATED AND/OR RESTRICTED					TOTAL
		STATE AND UNIVERSITY GENERATED	CASH	REVOLVING	FEDERAL	AUXILIARIES AND SERVICES	TRUST	
512100	Other Administrators	0	0	0	0	1,489,315	0	1,489,315
513000	Managerial/Professional	2,670,631	0	0	0	-914,042	0	1,756,589
514000	Clerical/Technical/Service	0	0	0	0	273,705	0	273,705
516000	Student Wages	0	0	0	0	113,822	0	113,822
517000	Supplemental Salaries & Wages	0	0	0	0	46,208	0	46,208
<b>SUBTOTAL NONFACULTY</b>		<b>2,670,631</b>	<b>0</b>	<b>0</b>	<b>0</b>	<b>1,009,008</b>	<b>0</b>	<b>3,679,639</b>
<b>SUBTOTAL SALARIES &amp; WAGES</b>		<b>2,670,631</b>	<b>0</b>	<b>0</b>	<b>0</b>	<b>1,009,008</b>	<b>0</b>	<b>3,679,639</b>
519100	Retirement Contribution	214,249	0	0	0	33,086	0	247,335
519200	FICA Contribution	216,159	0	0	0	46,719	0	262,878
519300	Health Insurance Contribution	261,156	0	0	0	227,239	0	488,395
519400	Life Insurance Contribution	17,974	0	0	0	-8,482	0	9,492
519800	Workers Compensation	0	0	0	0	21,666	0	21,666
<b>SUBTOTAL BENEFITS</b>		<b>709,538</b>	<b>0</b>	<b>0</b>	<b>0</b>	<b>320,228</b>	<b>0</b>	<b>1,029,766</b>
<b>TOTAL PERSONAL SERVICES</b>		<b>3,380,169</b>	<b>0</b>	<b>0</b>	<b>0</b>	<b>1,329,236</b>	<b>0</b>	<b>4,709,405</b>
521000	Operating Expense	0	0	0	0	2,094,306	0	2,094,306
530000	Supplies & Materials	0	0	0	0	1,217,871	0	1,217,871
540000	Travel	0	0	0	0	975,761	0	975,761
560000	Government Aid	0	0	0	0	850,000	0	850,000
570000	Cost of Goods Sold	0	0	0	0	15,000	0	15,000
<b>TOTAL NET OPERATING EXPENSES</b>		<b>0</b>	<b>0</b>	<b>0</b>	<b>0</b>	<b>5,152,938</b>	<b>0</b>	<b>5,152,938</b>
<b>SUB PROGRAM TOTAL</b>		<b>3,380,169</b>	<b>0</b>	<b>0</b>	<b>0</b>	<b>6,482,174</b>	<b>0</b>	<b>9,862,343</b>

**EXPENDITURE SUMMARY**  
**2014-2015 GENERAL OPERATING BUDGET**  
**UNIVERSITY OF NEBRASKA AT OMAHA**

SUBPROGRAM #/NAME 78      Arena

ACCOUNT	DESCRIPTION	UNRESTRICTED	DESIGNATED AND/OR RESTRICTED					TOTAL
		STATE AND UNIVERSITY GENERATED	CASH	REVOLVING	FEDERAL	AUXILIARIES AND SERVICES	TRUST	
512100	Other Administrators	0	0	0	0	125,000	0	125,000
	<b>SUBTOTAL NONFACULTY</b>	<b>0</b>	<b>0</b>	<b>0</b>	<b>0</b>	<b>125,000</b>	<b>0</b>	<b>125,000</b>
	<b>SUBTOTAL SALARIES &amp; WAGES</b>	<b>0</b>	<b>0</b>	<b>0</b>	<b>0</b>	<b>125,000</b>	<b>0</b>	<b>125,000</b>
519100	Retirement Contribution	0	0	0	0	6,750	0	6,750
519200	FICA Contribution	0	0	0	0	8,000	0	8,000
519300	Health Insurance Contribution	0	0	0	0	14,750	0	14,750
519400	Life Insurance Contribution	0	0	0	0	125	0	125
519800	Workers Compensation	0	0	0	0	1,027	0	1,027
	<b>SUBTOTAL BENEFITS</b>	<b>0</b>	<b>0</b>	<b>0</b>	<b>0</b>	<b>30,652</b>	<b>0</b>	<b>30,652</b>
	<b>TOTAL PERSONAL SERVICES</b>	<b>0</b>	<b>0</b>	<b>0</b>	<b>0</b>	<b>155,652</b>	<b>0</b>	<b>155,652</b>
	<b>SUB PROGRAM TOTAL</b>	<b>0</b>	<b>0</b>	<b>0</b>	<b>0</b>	<b>155,652</b>	<b>0</b>	<b>155,652</b>

**EXPENDITURE SUMMARY**  
**2014-2015 GENERAL OPERATING BUDGET**  
**UNIVERSITY OF NEBRASKA AT OMAHA**

SUBPROGRAM #/NAME 98      Company Balance Sheets

ACCOUNT	DESCRIPTION	UNRESTRICTED	DESIGNATED AND/OR RESTRICTED					TOTAL
		STATE AND UNIVERSITY GENERATED	CASH	REVOLVING	FEDERAL	AUXILIARIES AND SERVICES	TRUST	
512100	Other Administrators	0	0	0	0	119,661	0	119,661
513000	Managerial/Professional	0	0	0	0	314,880	0	314,880
514000	Clerical/Technical/Service	0	0	0	0	68,455	0	68,455
517000	Supplemental Salaries & Wages	0	0	0	0	20,000	0	20,000
	<b>SUBTOTAL NONFACULTY</b>	<b>0</b>	<b>0</b>	<b>0</b>	<b>0</b>	<b>522,996</b>	<b>0</b>	<b>522,996</b>
	<b>SUBTOTAL SALARIES &amp; WAGES</b>	<b>0</b>	<b>0</b>	<b>0</b>	<b>0</b>	<b>522,996</b>	<b>0</b>	<b>522,996</b>
519100	Retirement Contribution	0	0	0	0	27,161	0	27,161
519200	FICA Contribution	0	0	0	0	33,472	0	33,472
519300	Health Insurance Contribution	0	0	0	0	59,353	0	59,353
519400	Life Insurance Contribution	0	0	0	0	503	0	503
519800	Workers Compensation	0	0	0	0	51,155	0	51,155
	<b>SUBTOTAL BENEFITS</b>	<b>0</b>	<b>0</b>	<b>0</b>	<b>0</b>	<b>171,644</b>	<b>0</b>	<b>171,644</b>
	<b>TOTAL PERSONAL SERVICES</b>	<b>0</b>	<b>0</b>	<b>0</b>	<b>0</b>	<b>694,640</b>	<b>0</b>	<b>694,640</b>
521000	Operating Expense	0	0	0	0	7,648,570	0	7,648,570
530000	Supplies & Materials	0	0	0	0	50,556	0	50,556
	<b>TOTAL NET OPERATING EXPENSES</b>	<b>0</b>	<b>0</b>	<b>0</b>	<b>0</b>	<b>7,699,126</b>	<b>0</b>	<b>7,699,126</b>
	<b>SUB PROGRAM TOTAL</b>	<b>0</b>	<b>0</b>	<b>0</b>	<b>0</b>	<b>8,393,766</b>	<b>0</b>	<b>8,393,766</b>

**EXPENDITURE SUMMARY**  
**2014-2015 GENERAL OPERATING BUDGET**  
**UNIVERSITY OF NEBRASKA AT OMAHA**

SUBPROGRAM #/NAME 99      Income Activity

ACCOUNT	DESCRIPTION	UNRESTRICTED	DESIGNATED AND/OR RESTRICTED					TOTAL
		STATE AND UNIVERSITY GENERATED	CASH	REVOLVING	FEDERAL	AUXILIARIES AND SERVICES	TRUST	
521000	Operating Expense	0	0	0	4,002,912	0	4,847,694	8,850,606
530000	Supplies & Materials	0	0	0	1,656,686	0	3,617,000	5,273,686
540000	Travel	0	0	0	296,000	0	128,600	424,600
550000	Capital Outlay	0	0	0	163,000	0	136,300	299,300
560000	Government Aid	0	0	0	86,235,000	0	15,388,291	101,623,291
	<b>TOTAL NET OPERATING EXPENSES</b>	<b>0</b>	<b>0</b>	<b>0</b>	<b>92,353,598</b>	<b>0</b>	<b>24,117,885</b>	<b>116,471,483</b>
	<b>SUB PROGRAM TOTAL</b>	<b>0</b>	<b>0</b>	<b>0</b>	<b>92,353,598</b>	<b>0</b>	<b>24,117,885</b>	<b>116,471,483</b>

**EXPENDITURE SUMMARY**  
**2014-2015 GENERAL OPERATING BUDGET**  
**UNIVERSITY OF NEBRASKA AT KEARNEY**

**CAMPUS TOTAL**

ACCOUNT	DESCRIPTION	UNRESTRICTED	DESIGNATED AND/OR RESTRICTED					TOTAL
		STATE AND UNIVERSITY GENERATED	CASH	REVOLVING	FEDERAL	AUXILIARIES AND SERVICES	TRUST	
511000	FACULTY							
	Professor	7,488,434	0	0	0	0	43,967	7,532,401
	Associate Professor	4,774,996	0	0	0	0	0	4,774,996
	Assistant Professor	4,913,992	0	0	0	0	0	4,913,992
	Instructor	57,166	0	0	0	0	0	57,166
	Other	4,564,242	0	312,120	352,668	0	969,306	6,198,336
	<b>SUBTOTAL FACULTY</b>	<b>21,798,830</b>	<b>0</b>	<b>312,120</b>	<b>352,668</b>	<b>0</b>	<b>1,013,273</b>	<b>23,476,891</b>
512100	Other Administrators	4,236,541	0	0	0	437,723	37,970	4,712,234
512000	Chairpersons	982,004	0	0	0	0	0	982,004
513000	Managerial/Professional	6,114,671	0	463,737	142,011	1,143,239	393,503	8,257,161
514000	Clerical/Technical/Service	5,524,098	0	0	64,601	1,524,510	55,786	7,168,995
515000	Other Academic	557,016	0	0	0	69,649	29,000	655,665
516000	Student Wages	436,167	0	907,533	379,804	193,395	99,000	2,015,899
517000	Supplemental Salaries & Wages	6,916	0	1,083,380	0	878,716	0	1,969,012
	<b>SUBTOTAL NONFACULTY</b>	<b>17,857,413</b>	<b>0</b>	<b>2,454,650</b>	<b>586,416</b>	<b>4,247,232</b>	<b>615,259</b>	<b>25,760,970</b>
	<b>SUBTOTAL SALARIES &amp; WAGES</b>	<b>39,656,243</b>	<b>0</b>	<b>2,766,770</b>	<b>939,084</b>	<b>4,247,232</b>	<b>1,628,532</b>	<b>49,237,861</b>
519100	Retirement Contribution	2,970,751	0	69,395	32,565	199,787	112,680	3,385,178
519200	FICA Contribution	2,932,444	0	123,057	54,856	294,646	108,444	3,513,447
519300	Health Insurance Contribution	5,955,340	0	20,125	88,975	569,312	181,668	6,815,420
519400	Life Insurance Contribution	64,754	0	1,564	783	4,917	2,333	74,351
519700	Unemployment Compensation	46,000	0	0	0	5,000	0	51,000
519800	Workers Compensation	230,115	0	18,925	6,268	27,001	11,573	293,882
	<b>SUBTOTAL BENEFITS</b>	<b>12,199,404</b>	<b>0</b>	<b>233,066</b>	<b>183,447</b>	<b>1,100,663</b>	<b>416,698</b>	<b>14,133,278</b>
	<b>TOTAL PERSONAL SERVICES</b>	<b>51,855,647</b>	<b>0</b>	<b>2,999,836</b>	<b>1,122,531</b>	<b>5,347,895</b>	<b>2,045,230</b>	<b>63,371,139</b>
521000	Operating Expense	7,910,737	160,000	4,868,664	854,953	9,901,172	1,819,319	25,514,845
529000	Utilities	3,010,138	0	0	0	1,693,839	0	4,703,977
530000	Supplies & Materials	2,906,525	0	0	0	0	0	2,906,525
540000	Travel	316,458	0	0	0	21,587	0	338,045
550000	Capital Outlay	996,644	0	0	0	6,816	0	1,003,460
560000	Government Aid	81,381	0	31,500	39,522,516	28,691	10,135,451	49,799,539
	<b>TOTAL NET OPERATING EXPENSES</b>	<b>15,221,883</b>	<b>160,000</b>	<b>4,900,164</b>	<b>40,377,469</b>	<b>11,652,105</b>	<b>11,954,770</b>	<b>84,266,391</b>
	<b>CAMPUS TOTAL</b>	<b>67,077,530</b>	<b>160,000</b>	<b>7,900,000</b>	<b>41,500,000</b>	<b>17,000,000</b>	<b>14,000,000</b>	<b>147,637,530</b>

**REVENUE SUMMARY**  
**2014-2015 GENERAL OPERATING BUDGET**  
**UNIVERSITY OF NEBRASKA AT KEARNEY**

**CAMPUS TOTAL**

ACCOUNT	DESCRIPTION	UNRESTRICTED	DESIGNATED AND/OR RESTRICTED					TOTAL
		STATE AND UNIVERSITY GENERATED	CASH	REVOLVING	FEDERAL	AUXILIARIES AND SERVICES	TRUST	
410000	State Appropriation	37,825,894	0	0	0	0	0	37,825,894
<b>TOTAL STATE SUPPORT</b>		<b>37,825,894</b>	<b>0</b>	<b>0</b>	<b>0</b>	<b>0</b>	<b>0</b>	<b>37,825,894</b>
460000	Restricted Revenue	0	0	0	194,792	0	0	194,792
461000	Federal Grants & Contract	0	0	0	1,782,692	0	0	1,782,692
490000	Other Revenues	0	0	0	39,522,516	0	0	39,522,516
<b>TOTAL FEDERAL FUND</b>		<b>0</b>	<b>0</b>	<b>0</b>	<b>41,500,000</b>	<b>0</b>	<b>0</b>	<b>41,500,000</b>
442810	Other Student Fees	0	0	3,844,152	0	0	0	3,844,152
450000	Sales and Services	0	0	4,024,348	0	16,723,700	0	20,748,048
460000	Restricted Revenue	0	0	0	0	276,300	0	276,300
464000	Private Gifts & Contracts	0	0	31,500	0	0	0	31,500
<b>TOTAL REVOLVING FUND</b>		<b>0</b>	<b>0</b>	<b>7,900,000</b>	<b>0</b>	<b>17,000,000</b>	<b>0</b>	<b>24,900,000</b>
442810	Other Student Fees	0	0	0	0	0	620,000	620,000
460000	Restricted Revenue	0	0	0	0	0	13,086,507	13,086,507
464000	Private Gifts & Contracts	0	0	0	0	0	293,493	293,493
<b>TOTAL TRUST FUND</b>		<b>0</b>	<b>0</b>	<b>0</b>	<b>0</b>	<b>0</b>	<b>14,000,000</b>	<b>14,000,000</b>
441100	Undergraduate Resident	23,305,315	0	0	0	0	0	23,305,315
441110	Undergraduate Nonresident	8,553,897	0	0	0	0	0	8,553,897
441200	Graduate Resident	3,543,830	0	0	0	0	0	3,543,830
441210	Graduate Nonresident	3,228,432	0	0	0	0	0	3,228,432
<b>TOTAL GROSS TUITION</b>		<b>38,631,474</b>	<b>0</b>	<b>0</b>	<b>0</b>	<b>0</b>	<b>0</b>	<b>38,631,474</b>
441001	Tuition Adjustments	-1,093,902	0	0	0	0	0	-1,093,902
441990	Tuition Remissions	-8,040,945	0	0	0	0	0	-8,040,945
<b>TOTAL TUITION OFFSETS</b>		<b>-9,134,847</b>	<b>0</b>	<b>0</b>	<b>0</b>	<b>0</b>	<b>0</b>	<b>-9,134,847</b>
<b>SUBTOTAL NET TUITION (CASH)</b>		<b>29,496,627</b>	<b>0</b>	<b>0</b>	<b>0</b>	<b>0</b>	<b>0</b>	<b>29,496,627</b>
442100	Institutional Student Fee	164,000	0	0	0	0	0	164,000
442710	Graduation Processing Fee	35,000	0	0	0	0	0	35,000
442800	Late Payment Fees	62,475	0	0	0	0	0	62,475
<b>SUBTOTAL STUDENT FEES</b>		<b>261,475</b>	<b>0</b>	<b>0</b>	<b>0</b>	<b>0</b>	<b>0</b>	<b>261,475</b>
430000	Invest Loan/Endowment	527,000	0	0	0	0	0	527,000
461900	Indirect Costs-Federal	20,000	160,000	0	0	0	0	180,000
490100	Misc Cash Income	77,668	0	0	0	0	0	77,668
833428	U-Wide Debt Svc & Admin S	-1,131,134	0	0	0	0	0	-1,131,134
<b>SUBTOTAL OTHER CASH</b>		<b>-506,466</b>	<b>160,000</b>	<b>0</b>	<b>0</b>	<b>0</b>	<b>0</b>	<b>-84,991</b>
<b>TOTAL CASH FUND</b>		<b>29,251,636</b>	<b>160,000</b>	<b>0</b>	<b>0</b>	<b>0</b>	<b>0</b>	<b>29,411,636</b>
<b>TOTAL REVENUE</b>		<b>67,077,530</b>	<b>160,000</b>	<b>7,900,000</b>	<b>41,500,000</b>	<b>17,000,000</b>	<b>14,000,000</b>	<b>147,637,530</b>

8/5/14

9:18:09AM

**EXPENDITURE SUMMARY**  
**2014-2015 GENERAL OPERATING BUDGET**  
**UNIVERSITY OF NEBRASKA AT KEARNEY**

SUBPROGRAM #/NAME 01 Academic Affairs

ACCOUNT	DESCRIPTION	UNRESTRICTED	DESIGNATED AND/OR RESTRICTED					TOTAL
		STATE AND UNIVERSITY GENERATED	CASH	REVOLVING	FEDERAL	AUXILIARIES AND SERVICES	TRUST	
511000	FACULTY							
	Professor	0	0	0	0	0	16,750	16,750
	Other	104,283	0	312,120	0	0	0	416,403
	<b>SUBTOTAL FACULTY</b>	<b>104,283</b>	<b>0</b>	<b>312,120</b>	<b>0</b>	<b>0</b>	<b>16,750</b>	<b>433,153</b>
512100	Other Administrators	271,245	0	0	0	0	0	271,245
513000	Managerial/Professional	181,746	0	420,240	0	0	148,243	750,229
514000	Clerical/Technical/Service	70,928	0	0	0	0	28,793	99,721
516000	Student Wages	45	0	655,103	0	0	0	655,148
	<b>SUBTOTAL NONFACULTY</b>	<b>523,964</b>	<b>0</b>	<b>1,075,343</b>	<b>0</b>	<b>0</b>	<b>177,036</b>	<b>1,776,343</b>
	<b>SUBTOTAL SALARIES &amp; WAGES</b>	<b>628,247</b>	<b>0</b>	<b>1,387,463</b>	<b>0</b>	<b>0</b>	<b>193,786</b>	<b>2,209,496</b>
519100	Retirement Contribution	44,970	0	58,589	0	0	12,924	116,483
519200	FICA Contribution	46,477	0	56,026	0	0	13,543	116,046
519300	Health Insurance Contribution	142,251	0	3,807	0	0	31,256	177,314
519400	Life Insurance Contribution	864	0	1,318	0	0	284	2,466
519800	Workers Compensation	0	0	9,524	0	0	1,205	10,729
	<b>SUBTOTAL BENEFITS</b>	<b>234,562</b>	<b>0</b>	<b>129,264</b>	<b>0</b>	<b>0</b>	<b>59,212</b>	<b>423,038</b>
	<b>TOTAL PERSONAL SERVICES</b>	<b>862,809</b>	<b>0</b>	<b>1,516,727</b>	<b>0</b>	<b>0</b>	<b>252,998</b>	<b>2,632,534</b>
521000	Operating Expense	1,795,216	160,000	1,508,990	0	0	0	3,464,206
530000	Supplies & Materials	2,906,525	0	0	0	0	0	2,906,525
540000	Travel	11,708	0	0	0	0	0	11,708
550000	Capital Outlay	900	0	0	0	0	0	900
	<b>TOTAL NET OPERATING EXPENSES</b>	<b>4,714,349</b>	<b>160,000</b>	<b>1,508,990</b>	<b>0</b>	<b>0</b>	<b>0</b>	<b>6,383,339</b>
	<b>SUB PROGRAM TOTAL</b>	<b>5,577,158</b>	<b>160,000</b>	<b>3,025,717</b>	<b>0</b>	<b>0</b>	<b>252,998</b>	<b>9,015,873</b>

**EXPENDITURE SUMMARY**  
**2014-2015 GENERAL OPERATING BUDGET**  
**UNIVERSITY OF NEBRASKA AT KEARNEY**

SUBPROGRAM #/NAME 05

College of Natural and Social Sciences

ACCOUNT	DESCRIPTION	UNRESTRICTED	DESIGNATED AND/OR RESTRICTED					TOTAL
		STATE AND UNIVERSITY GENERATED	CASH	REVOLVING	FEDERAL	AUXILIARIES AND SERVICES	TRUST	
511000	FACULTY							
	Professor	2,894,912	0	0	0	0	9,217	2,904,129
	Associate Professor	1,507,393	0	0	0	0	0	1,507,393
	Assistant Professor	1,337,815	0	0	0	0	0	1,337,815
	Other	557,906	0	0	0	0	0	557,906
	<b>SUBTOTAL FACULTY</b>	<b>6,298,026</b>	<b>0</b>	<b>0</b>	<b>0</b>	<b>0</b>	<b>9,217</b>	<b>6,307,243</b>
512100	Other Administrators	176,794	0	0	0	0	0	176,794
512000	Chairpersons	411,353	0	0	0	0	0	411,353
513000	Managerial/Professional	172,288	0	0	0	0	0	172,288
514000	Clerical/Technical/Service	397,260	0	0	0	0	0	397,260
515000	Other Academic	9,900	0	0	0	0	0	9,900
516000	Student Wages	47,735	0	0	0	0	0	47,735
	<b>SUBTOTAL NONFACULTY</b>	<b>1,215,330</b>	<b>0</b>	<b>0</b>	<b>0</b>	<b>0</b>	<b>0</b>	<b>1,215,330</b>
	<b>SUBTOTAL SALARIES &amp; WAGES</b>	<b>7,513,356</b>	<b>0</b>	<b>0</b>	<b>0</b>	<b>0</b>	<b>9,217</b>	<b>7,522,573</b>
519100	Retirement Contribution	582,790	0	0	0	0	738	583,528
519200	FICA Contribution	561,374	0	0	0	0	687	562,061
519300	Health Insurance Contribution	1,213,442	0	0	0	0	618	1,214,060
519400	Life Insurance Contribution	12,735	0	0	0	0	5	12,740
519800	Workers Compensation	0	0	0	0	0	0	0
	<b>SUBTOTAL BENEFITS</b>	<b>2,370,341</b>	<b>0</b>	<b>0</b>	<b>0</b>	<b>0</b>	<b>2,048</b>	<b>2,372,389</b>
	<b>TOTAL PERSONAL SERVICES</b>	<b>9,883,697</b>	<b>0</b>	<b>0</b>	<b>0</b>	<b>0</b>	<b>11,265</b>	<b>9,894,962</b>
521000	Operating Expense	597,683	0	0	0	0	0	597,683
540000	Travel	25,385	0	0	0	0	0	25,385
550000	Capital Outlay	77,942	0	0	0	0	0	77,942
560000	Government Aid	1,879	0	0	0	0	0	1,879
	<b>TOTAL NET OPERATING EXPENSES</b>	<b>702,889</b>	<b>0</b>	<b>0</b>	<b>0</b>	<b>0</b>	<b>0</b>	<b>702,889</b>
	<b>SUB PROGRAM TOTAL</b>	<b>10,586,586</b>	<b>0</b>	<b>0</b>	<b>0</b>	<b>0</b>	<b>11,265</b>	<b>10,597,851</b>



**EXPENDITURE SUMMARY**  
**2014-2015 GENERAL OPERATING BUDGET**  
**UNIVERSITY OF NEBRASKA AT KEARNEY**

SUBPROGRAM #/NAME 06 College of Business Administration

ACCOUNT	DESCRIPTION	UNRESTRICTED	DESIGNATED AND/OR RESTRICTED					TOTAL
		STATE AND UNIVERSITY GENERATED	CASH	REVOLVING	FEDERAL	AUXILIARIES AND SERVICES	TRUST	
511000	FACULTY							
	Professor	1,830,573	0	0	0	0	18,000	1,848,573
	Associate Professor	797,264	0	0	0	0	0	797,264
	Assistant Professor	1,290,121	0	0	0	0	0	1,290,121
	Other	678,244	0	0	0	0	0	678,244
	<b>SUBTOTAL FACULTY</b>	<b>4,596,202</b>	<b>0</b>	<b>0</b>	<b>0</b>	<b>0</b>	<b>18,000</b>	<b>4,614,202</b>
512100	Other Administrators	251,595	0	0	0	0	0	251,595
512000	Chairpersons	228,855	0	0	0	0	0	228,855
513000	Managerial/Professional	193,228	0	0	0	0	0	193,228
514000	Clerical/Technical/Service	260,521	0	0	0	0	0	260,521
516000	Student Wages	48,664	0	0	0	0	0	48,664
	<b>SUBTOTAL NONFACULTY</b>	<b>982,863</b>	<b>0</b>	<b>0</b>	<b>0</b>	<b>0</b>	<b>0</b>	<b>982,863</b>
	<b>SUBTOTAL SALARIES &amp; WAGES</b>	<b>5,579,065</b>	<b>0</b>	<b>0</b>	<b>0</b>	<b>0</b>	<b>18,000</b>	<b>5,597,065</b>
519100	Retirement Contribution	461,181	0	0	0	0	0	461,181
519200	FICA Contribution	441,338	0	0	0	0	0	441,338
519300	Health Insurance Contribution	750,711	0	0	0	0	0	750,711
519400	Life Insurance Contribution	9,525	0	0	0	0	0	9,525
519800	Workers Compensation	0	0	0	0	0	0	0
	<b>SUBTOTAL BENEFITS</b>	<b>1,662,755</b>	<b>0</b>	<b>0</b>	<b>0</b>	<b>0</b>	<b>0</b>	<b>1,662,755</b>
	<b>TOTAL PERSONAL SERVICES</b>	<b>7,241,820</b>	<b>0</b>	<b>0</b>	<b>0</b>	<b>0</b>	<b>18,000</b>	<b>7,259,820</b>
521000	Operating Expense	152,848	0	0	0	0	0	152,848
540000	Travel	39,850	0	0	0	0	0	39,850
550000	Capital Outlay	54,000	0	0	0	0	0	54,000
	<b>TOTAL NET OPERATING EXPENSES</b>	<b>246,698</b>	<b>0</b>	<b>0</b>	<b>0</b>	<b>0</b>	<b>0</b>	<b>246,698</b>
	<b>SUB PROGRAM TOTAL</b>	<b>7,488,518</b>	<b>0</b>	<b>0</b>	<b>0</b>	<b>0</b>	<b>18,000</b>	<b>7,506,518</b>

**EXPENDITURE SUMMARY**  
**2014-2015 GENERAL OPERATING BUDGET**  
**UNIVERSITY OF NEBRASKA AT KEARNEY**

SUBPROGRAM #/NAME 07 College of Fine Arts & Humanities

ACCOUNT	DESCRIPTION	UNRESTRICTED	DESIGNATED AND/OR RESTRICTED					TOTAL
		STATE AND UNIVERSITY GENERATED	CASH	REVOLVING	FEDERAL	AUXILIARIES AND SERVICES	TRUST	
511000	FACULTY							
	Professor	1,787,520	0	0	0	0	0	1,787,520
	Associate Professor	1,203,694	0	0	0	0	0	1,203,694
	Assistant Professor	991,255	0	0	0	0	0	991,255
	Other	906,307	0	0	0	0	0	906,307
	<b>SUBTOTAL FACULTY</b>	<b>4,888,776</b>	<b>0</b>	<b>0</b>	<b>0</b>	<b>0</b>	<b>0</b>	<b>4,888,776</b>
512100	Other Administrators	213,371	0	0	0	0	0	213,371
512000	Chairpersons	141,824	0	0	0	0	0	141,824
513000	Managerial/Professional	158,599	0	0	0	0	0	158,599
514000	Clerical/Technical/Service	247,669	0	0	0	0	0	247,669
516000	Student Wages	82,416	0	0	0	0	0	82,416
	<b>SUBTOTAL NONFACULTY</b>	<b>843,879</b>	<b>0</b>	<b>0</b>	<b>0</b>	<b>0</b>	<b>0</b>	<b>843,879</b>
	<b>SUBTOTAL SALARIES &amp; WAGES</b>	<b>5,732,655</b>	<b>0</b>	<b>0</b>	<b>0</b>	<b>0</b>	<b>0</b>	<b>5,732,655</b>
519100	Retirement Contribution	450,375	0	0	0	0	0	450,375
519200	FICA Contribution	431,490	0	0	0	0	0	431,490
519300	Health Insurance Contribution	941,350	0	0	0	0	0	941,350
519400	Life Insurance Contribution	9,951	0	0	0	0	0	9,951
	<b>SUBTOTAL BENEFITS</b>	<b>1,833,166</b>	<b>0</b>	<b>0</b>	<b>0</b>	<b>0</b>	<b>0</b>	<b>1,833,166</b>
	<b>TOTAL PERSONAL SERVICES</b>	<b>7,565,821</b>	<b>0</b>	<b>0</b>	<b>0</b>	<b>0</b>	<b>0</b>	<b>7,565,821</b>
521000	Operating Expense	377,096	0	0	0	0	0	377,096
540000	Travel	43,500	0	0	0	0	0	43,500
550000	Capital Outlay	38,822	0	0	0	0	0	38,822
	<b>TOTAL NET OPERATING EXPENSES</b>	<b>459,418</b>	<b>0</b>	<b>0</b>	<b>0</b>	<b>0</b>	<b>0</b>	<b>459,418</b>
	<b>SUB PROGRAM TOTAL</b>	<b>8,025,239</b>	<b>0</b>	<b>0</b>	<b>0</b>	<b>0</b>	<b>0</b>	<b>8,025,239</b>

**EXPENDITURE SUMMARY**  
**2014-2015 GENERAL OPERATING BUDGET**  
**UNIVERSITY OF NEBRASKA AT KEARNEY**

SUBPROGRAM #/NAME 10 College of Education

ACCOUNT	DESCRIPTION	UNRESTRICTED STATE AND UNIVERSITY GENERATED	DESIGNATED AND/OR RESTRICTED					TOTAL
			CASH	REVOLVING	FEDERAL	AUXILIARIES AND SERVICES	TRUST	
511000 FACULTY								
	Professor	975,429	0	0	0	0	0	975,429
	Associate Professor	981,101	0	0	0	0	0	981,101
	Assistant Professor	969,766	0	0	0	0	0	969,766
	Instructor	57,166	0	0	0	0	0	57,166
	Other	1,034,766	0	0	0	0	41,709	1,076,475
	<b>SUBTOTAL FACULTY</b>	<b>4,018,228</b>	<b>0</b>	<b>0</b>	<b>0</b>	<b>0</b>	<b>41,709</b>	<b>4,059,937</b>
512100	Other Administrators	209,935	0	0	0	0	0	209,935
512000	Chairpersons	199,972	0	0	0	0	0	199,972
513000	Managerial/Professional	284,774	0	0	0	0	0	284,774
514000	Clerical/Technical/Service	384,727	0	0	0	0	0	384,727
516000	Student Wages	38,668	0	0	0	0	0	38,668
	<b>SUBTOTAL NONFACULTY</b>	<b>1,118,076</b>	<b>0</b>	<b>0</b>	<b>0</b>	<b>0</b>	<b>0</b>	<b>1,118,076</b>
	<b>SUBTOTAL SALARIES &amp; WAGES</b>	<b>5,136,304</b>	<b>0</b>	<b>0</b>	<b>0</b>	<b>0</b>	<b>41,709</b>	<b>5,178,013</b>
519100	Retirement Contribution	402,512	0	0	0	0	3,337	405,849
519200	FICA Contribution	387,500	0	0	0	0	2,565	390,065
519300	Health Insurance Contribution	777,007	0	0	0	0	9,295	786,302
519400	Life Insurance Contribution	8,435	0	0	0	0	55	8,490
519800	Workers Compensation	0	0	0	0	0	284	284
	<b>SUBTOTAL BENEFITS</b>	<b>1,575,454</b>	<b>0</b>	<b>0</b>	<b>0</b>	<b>0</b>	<b>15,536</b>	<b>1,590,990</b>
	<b>TOTAL PERSONAL SERVICES</b>	<b>6,711,758</b>	<b>0</b>	<b>0</b>	<b>0</b>	<b>0</b>	<b>57,245</b>	<b>6,769,003</b>
521000	Operating Expense	355,005	0	0	0	0	0	355,005
540000	Travel	64,717	0	0	0	0	0	64,717
550000	Capital Outlay	10,000	0	0	0	0	0	10,000
	<b>TOTAL NET OPERATING EXPENSES</b>	<b>429,722</b>	<b>0</b>	<b>0</b>	<b>0</b>	<b>0</b>	<b>0</b>	<b>429,722</b>
	<b>SUB PROGRAM TOTAL</b>	<b>7,141,480</b>	<b>0</b>	<b>0</b>	<b>0</b>	<b>0</b>	<b>57,245</b>	<b>7,198,725</b>

**EXPENDITURE SUMMARY**  
**2014-2015 GENERAL OPERATING BUDGET**  
**UNIVERSITY OF NEBRASKA AT KEARNEY**

SUBPROGRAM #/NAME 12 College of Graduate Studies

ACCOUNT	DESCRIPTION	UNRESTRICTED	DESIGNATED AND/OR RESTRICTED					TOTAL
		STATE AND UNIVERSITY GENERATED	CASH	REVOLVING	FEDERAL	AUXILIARIES AND SERVICES	TRUST	
	Assistant Professor	45,549	0	0	0	0	0	45,549
	Other	10,572	0	0	0	0	0	10,572
	<b>SUBTOTAL FACULTY</b>	<b>56,121</b>	<b>0</b>	<b>0</b>	<b>0</b>	<b>0</b>	<b>0</b>	<b>56,121</b>
512100	Other Administrators	184,356	0	0	0	0	0	184,356
513000	Managerial/Professional	199,516	0	43,497	0	0	0	243,013
514000	Clerical/Technical/Service	87,290	0	0	0	0	0	87,290
515000	Other Academic	497,616	0	0	0	0	0	497,616
516000	Student Wages	20,353	0	103,178	0	0	0	123,531
	<b>SUBTOTAL NONFACULTY</b>	<b>989,131</b>	<b>0</b>	<b>146,675</b>	<b>0</b>	<b>0</b>	<b>0</b>	<b>1,135,806</b>
	<b>SUBTOTAL SALARIES &amp; WAGES</b>	<b>1,045,252</b>	<b>0</b>	<b>146,675</b>	<b>0</b>	<b>0</b>	<b>0</b>	<b>1,191,927</b>
519100	Retirement Contribution	40,224	0	3,480	0	0	0	43,704
519200	FICA Contribution	40,097	0	3,328	0	0	0	43,425
519300	Health Insurance Contribution	64,625	0	0	0	0	0	64,625
519400	Life Insurance Contribution	787	0	78	0	0	0	865
519800	Workers Compensation	0	0	1,000	0	0	0	1,000
	<b>SUBTOTAL BENEFITS</b>	<b>145,733</b>	<b>0</b>	<b>7,886</b>	<b>0</b>	<b>0</b>	<b>0</b>	<b>153,619</b>
	<b>TOTAL PERSONAL SERVICES</b>	<b>1,190,985</b>	<b>0</b>	<b>154,561</b>	<b>0</b>	<b>0</b>	<b>0</b>	<b>1,345,546</b>
521000	Operating Expense	163,746	0	77,151	0	0	0	240,897
540000	Travel	16,016	0	0	0	0	0	16,016
560000	Government Aid	2,442	0	0	0	0	0	2,442
	<b>TOTAL NET OPERATING EXPENSES</b>	<b>182,204</b>	<b>0</b>	<b>77,151</b>	<b>0</b>	<b>0</b>	<b>0</b>	<b>259,355</b>
	<b>SUB PROGRAM TOTAL</b>	<b>1,373,189</b>	<b>0</b>	<b>231,712</b>	<b>0</b>	<b>0</b>	<b>0</b>	<b>1,604,901</b>

**EXPENDITURE SUMMARY**  
**2014-2015 GENERAL OPERATING BUDGET**  
**UNIVERSITY OF NEBRASKA AT KEARNEY**

SUBPROGRAM #/NAME 16 University Libraries

ACCOUNT	DESCRIPTION	UNRESTRICTED	DESIGNATED AND/OR RESTRICTED					TOTAL
		STATE AND UNIVERSITY GENERATED	CASH	REVOLVING	FEDERAL	AUXILIARIES AND SERVICES	TRUST	
	Associate Professor	285,544	0	0	0	0	0	285,544
	Assistant Professor	267,673	0	0	0	0	0	267,673
	Other	63,072	0	0	0	0	0	63,072
	<b>SUBTOTAL FACULTY</b>	<b>616,289</b>	<b>0</b>	<b>0</b>	<b>0</b>	<b>0</b>	<b>0</b>	<b>616,289</b>
512100	Other Administrators	137,617	0	0	0	0	0	137,617
513000	Managerial/Professional	133,750	0	0	0	0	0	133,750
514000	Clerical/Technical/Service	417,403	0	0	0	0	0	417,403
516000	Student Wages	69,999	0	0	0	0	0	69,999
	<b>SUBTOTAL NONFACULTY</b>	<b>758,769</b>	<b>0</b>	<b>0</b>	<b>0</b>	<b>0</b>	<b>0</b>	<b>758,769</b>
	<b>SUBTOTAL SALARIES &amp; WAGES</b>	<b>1,375,058</b>	<b>0</b>	<b>0</b>	<b>0</b>	<b>0</b>	<b>0</b>	<b>1,375,058</b>
519100	Retirement Contribution	95,020	0	0	0	0	0	95,020
519200	FICA Contribution	101,056	0	0	0	0	0	101,056
519300	Health Insurance Contribution	189,210	0	0	0	0	0	189,210
519400	Life Insurance Contribution	2,282	0	0	0	0	0	2,282
	<b>SUBTOTAL BENEFITS</b>	<b>387,568</b>	<b>0</b>	<b>0</b>	<b>0</b>	<b>0</b>	<b>0</b>	<b>387,568</b>
	<b>TOTAL PERSONAL SERVICES</b>	<b>1,762,626</b>	<b>0</b>	<b>0</b>	<b>0</b>	<b>0</b>	<b>0</b>	<b>1,762,626</b>
521000	Operating Expense	0	0	700,000	0	0	0	700,000
550000	Capital Outlay	673,342	0	0	0	0	0	673,342
	<b>TOTAL NET OPERATING EXPENSES</b>	<b>673,342</b>	<b>0</b>	<b>700,000</b>	<b>0</b>	<b>0</b>	<b>0</b>	<b>1,373,342</b>
	<b>SUB PROGRAM TOTAL</b>	<b>2,435,968</b>	<b>0</b>	<b>700,000</b>	<b>0</b>	<b>0</b>	<b>0</b>	<b>3,135,968</b>

**EXPENDITURE SUMMARY**  
**2014-2015 GENERAL OPERATING BUDGET**  
**UNIVERSITY OF NEBRASKA AT KEARNEY**

SUBPROGRAM #/NAME 21 Summer Sessions

ACCOUNT	DESCRIPTION	UNRESTRICTED	DESIGNATED AND/OR RESTRICTED					TOTAL
		STATE AND UNIVERSITY GENERATED	CASH	REVOLVING	FEDERAL	AUXILIARIES AND SERVICES	TRUST	
Other		1,086,414	0	0	0	0	0	1,086,414
	<b>SUBTOTAL FACULTY</b>	<b>1,086,414</b>	<b>0</b>	<b>0</b>	<b>0</b>	<b>0</b>	<b>0</b>	<b>1,086,414</b>
	<b>SUBTOTAL SALARIES &amp; WAGES</b>	<b>1,086,414</b>	<b>0</b>	<b>0</b>	<b>0</b>	<b>0</b>	<b>0</b>	<b>1,086,414</b>
519100	Retirement Contribution	86,913	0	0	0	0	0	86,913
519200	FICA Contribution	83,111	0	0	0	0	0	83,111
519300	Health Insurance Contribution	123,870	0	0	0	0	0	123,870
519400	Life Insurance Contribution	1,956	0	0	0	0	0	1,956
	<b>SUBTOTAL BENEFITS</b>	<b>295,850</b>	<b>0</b>	<b>0</b>	<b>0</b>	<b>0</b>	<b>0</b>	<b>295,850</b>
	<b>TOTAL PERSONAL SERVICES</b>	<b>1,382,264</b>	<b>0</b>	<b>0</b>	<b>0</b>	<b>0</b>	<b>0</b>	<b>1,382,264</b>
	<b>SUB PROGRAM TOTAL</b>	<b>1,382,264</b>	<b>0</b>	<b>0</b>	<b>0</b>	<b>0</b>	<b>0</b>	<b>1,382,264</b>

**EXPENDITURE SUMMARY**  
**2014-2015 GENERAL OPERATING BUDGET**  
**UNIVERSITY OF NEBRASKA AT KEARNEY**

SUBPROGRAM #/NAME 22 Other Instruction and Research

ACCOUNT	DESCRIPTION	UNRESTRICTED	DESIGNATED AND/OR RESTRICTED					TOTAL
		STATE AND UNIVERSITY GENERATED	CASH	REVOLVING	FEDERAL	AUXILIARIES AND SERVICES	TRUST	
Other		12,857	0	0	0	0	0	12,857
	<b>SUBTOTAL FACULTY</b>	<b>12,857</b>	<b>0</b>	<b>0</b>	<b>0</b>	<b>0</b>	<b>0</b>	<b>12,857</b>
512100	Other Administrators	323,631	0	0	0	0	0	323,631
513000	Managerial/Professional	345,048	0	0	0	0	150,038	495,086
514000	Clerical/Technical/Service	51,802	0	0	0	0	26,993	78,795
516000	Student Wages	14,069	0	0	0	0	0	14,069
517000	Supplemental Salaries & Wages	0	0	340,537	0	0	0	340,537
	<b>SUBTOTAL NONFACULTY</b>	<b>734,550</b>	<b>0</b>	<b>340,537</b>	<b>0</b>	<b>0</b>	<b>177,031</b>	<b>1,252,118</b>
	<b>SUBTOTAL SALARIES &amp; WAGES</b>	<b>747,407</b>	<b>0</b>	<b>340,537</b>	<b>0</b>	<b>0</b>	<b>177,031</b>	<b>1,264,975</b>
519100	Retirement Contribution	58,048	0	0	0	0	12,418	70,466
519200	FICA Contribution	55,425	0	26,051	0	0	13,269	94,745
519300	Health Insurance Contribution	79,617	0	0	0	0	18,415	98,032
519400	Life Insurance Contribution	1,081	0	0	0	0	145	1,226
519800	Workers Compensation	0	0	2,321	0	0	1,204	3,525
	<b>SUBTOTAL BENEFITS</b>	<b>194,171</b>	<b>0</b>	<b>28,372</b>	<b>0</b>	<b>0</b>	<b>45,451</b>	<b>267,994</b>
	<b>TOTAL PERSONAL SERVICES</b>	<b>941,578</b>	<b>0</b>	<b>368,909</b>	<b>0</b>	<b>0</b>	<b>222,482</b>	<b>1,532,969</b>
521000	Operating Expense	110,519	0	249,630	0	0	0	360,149
540000	Travel	33,691	0	0	0	0	0	33,691
550000	Capital Outlay	38,313	0	0	0	0	0	38,313
560000	Government Aid	3,060	0	0	0	0	0	3,060
	<b>TOTAL NET OPERATING EXPENSES</b>	<b>185,583</b>	<b>0</b>	<b>249,630</b>	<b>0</b>	<b>0</b>	<b>0</b>	<b>435,213</b>
	<b>SUB PROGRAM TOTAL</b>	<b>1,127,161</b>	<b>0</b>	<b>618,539</b>	<b>0</b>	<b>0</b>	<b>222,482</b>	<b>1,968,182</b>

**EXPENDITURE SUMMARY**  
**2014-2015 GENERAL OPERATING BUDGET**  
**UNIVERSITY OF NEBRASKA AT KEARNEY**

SUBPROGRAM #/NAME 23 Student Aid

ACCOUNT	DESCRIPTION	UNRESTRICTED	DESIGNATED AND/OR RESTRICTED					TOTAL
		STATE AND UNIVERSITY GENERATED	CASH	REVOLVING	FEDERAL	AUXILIARIES AND SERVICES	TRUST	
513000	Managerial/Professional	0	0	0	13,751	0	0	13,751
	<b>SUBTOTAL NONFACULTY</b>	<b>0</b>	<b>0</b>	<b>0</b>	<b>13,751</b>	<b>0</b>	<b>0</b>	<b>13,751</b>
	<b>SUBTOTAL SALARIES &amp; WAGES</b>	<b>0</b>	<b>0</b>	<b>0</b>	<b>13,751</b>	<b>0</b>	<b>0</b>	<b>13,751</b>
519100	Retirement Contribution	0	0	0	1,100	0	0	1,100
519200	FICA Contribution	0	0	0	1,018	0	0	1,018
519300	Health Insurance Contribution	0	0	0	1,702	0	0	1,702
519400	Life Insurance Contribution	0	0	0	25	0	0	25
519800	Workers Compensation	0	0	0	94	0	0	94
	<b>SUBTOTAL BENEFITS</b>	<b>0</b>	<b>0</b>	<b>0</b>	<b>3,939</b>	<b>0</b>	<b>0</b>	<b>3,939</b>
	<b>TOTAL PERSONAL SERVICES</b>	<b>0</b>	<b>0</b>	<b>0</b>	<b>17,690</b>	<b>0</b>	<b>0</b>	<b>17,690</b>
521000	Operating Expense	1,404,696	0	0	0	0	0	1,404,696
560000	Government Aid	74,000	0	31,500	0	0	0	105,500
	<b>TOTAL NET OPERATING EXPENSES</b>	<b>1,478,696</b>	<b>0</b>	<b>31,500</b>	<b>0</b>	<b>0</b>	<b>0</b>	<b>1,510,196</b>
	<b>SUB PROGRAM TOTAL</b>	<b>1,478,696</b>	<b>0</b>	<b>31,500</b>	<b>17,690</b>	<b>0</b>	<b>0</b>	<b>1,527,886</b>



**EXPENDITURE SUMMARY**  
**2014-2015 GENERAL OPERATING BUDGET**  
**UNIVERSITY OF NEBRASKA AT KEARNEY**

SUBPROGRAM #/NAME 24 International Programs

ACCOUNT	DESCRIPTION	UNRESTRICTED	DESIGNATED AND/OR RESTRICTED					TOTAL
		STATE AND UNIVERSITY GENERATED	CASH	REVOLVING	FEDERAL	AUXILIARIES AND SERVICES	TRUST	
512100	Other Administrators	103,253	0	0	0	0	0	103,253
513000	Managerial/Professional	197,545	0	0	0	0	0	197,545
514000	Clerical/Technical/Service	28,136	0	0	0	0	0	28,136
	<b>SUBTOTAL NONFACULTY</b>	<b>328,934</b>	<b>0</b>	<b>0</b>	<b>0</b>	<b>0</b>	<b>0</b>	<b>328,934</b>
	<b>SUBTOTAL SALARIES &amp; WAGES</b>	<b>328,934</b>	<b>0</b>	<b>0</b>	<b>0</b>	<b>0</b>	<b>0</b>	<b>328,934</b>
519100	Retirement Contribution	24,405	0	0	0	0	0	24,405
519200	FICA Contribution	24,078	0	0	0	0	0	24,078
519300	Health Insurance Contribution	53,035	0	0	0	0	0	53,035
519400	Life Insurance Contribution	489	0	0	0	0	0	489
	<b>SUBTOTAL BENEFITS</b>	<b>102,007</b>	<b>0</b>	<b>0</b>	<b>0</b>	<b>0</b>	<b>0</b>	<b>102,007</b>
	<b>TOTAL PERSONAL SERVICES</b>	<b>430,941</b>	<b>0</b>	<b>0</b>	<b>0</b>	<b>0</b>	<b>0</b>	<b>430,941</b>
521000	Operating Expense	12,117	0	0	0	0	0	12,117
540000	Travel	2,650	0	0	0	0	0	2,650
	<b>TOTAL NET OPERATING EXPENSES</b>	<b>14,767</b>	<b>0</b>	<b>0</b>	<b>0</b>	<b>0</b>	<b>0</b>	<b>14,767</b>
	<b>SUB PROGRAM TOTAL</b>	<b>445,708</b>	<b>0</b>	<b>0</b>	<b>0</b>	<b>0</b>	<b>0</b>	<b>445,708</b>

**EXPENDITURE SUMMARY**  
**2014-2015 GENERAL OPERATING BUDGET**  
**UNIVERSITY OF NEBRASKA AT KEARNEY**

SUBPROGRAM #/NAME 26 Continuing Studies and Public Services

ACCOUNT	DESCRIPTION	UNRESTRICTED	DESIGNATED AND/OR RESTRICTED					TOTAL
		STATE AND UNIVERSITY GENERATED	CASH	REVOLVING	FEDERAL	AUXILIARIES AND SERVICES	TRUST	
	Other	98,921	0	0	0	0	0	98,921
	<b>SUBTOTAL FACULTY</b>	<b>98,921</b>	<b>0</b>	<b>0</b>	<b>0</b>	<b>0</b>	<b>0</b>	<b>98,921</b>
513000	Managerial/Professional	186,277	0	0	0	0	0	186,277
514000	Clerical/Technical/Service	78,029	0	0	0	0	0	78,029
	<b>SUBTOTAL NONFACULTY</b>	<b>264,306</b>	<b>0</b>	<b>0</b>	<b>0</b>	<b>0</b>	<b>0</b>	<b>264,306</b>
	<b>SUBTOTAL SALARIES &amp; WAGES</b>	<b>363,227</b>	<b>0</b>	<b>0</b>	<b>0</b>	<b>0</b>	<b>0</b>	<b>363,227</b>
519100	Retirement Contribution	24,955	0	0	0	0	0	24,955
519200	FICA Contribution	26,915	0	0	0	0	0	26,915
519300	Health Insurance Contribution	40,205	0	0	0	0	0	40,205
519400	Life Insurance Contribution	534	0	0	0	0	0	534
	<b>SUBTOTAL BENEFITS</b>	<b>92,609</b>	<b>0</b>	<b>0</b>	<b>0</b>	<b>0</b>	<b>0</b>	<b>92,609</b>
	<b>TOTAL PERSONAL SERVICES</b>	<b>455,836</b>	<b>0</b>	<b>0</b>	<b>0</b>	<b>0</b>	<b>0</b>	<b>455,836</b>
521000	Operating Expense	49,682	0	0	0	0	0	49,682
	<b>TOTAL NET OPERATING EXPENSES</b>	<b>49,682</b>	<b>0</b>	<b>0</b>	<b>0</b>	<b>0</b>	<b>0</b>	<b>49,682</b>
	<b>SUB PROGRAM TOTAL</b>	<b>505,518</b>	<b>0</b>	<b>0</b>	<b>0</b>	<b>0</b>	<b>0</b>	<b>505,518</b>

**EXPENDITURE SUMMARY**  
**2014-2015 GENERAL OPERATING BUDGET**  
**UNIVERSITY OF NEBRASKA AT KEARNEY**

SUBPROGRAM #/NAME 28 Museums and Art Gallery

ACCOUNT	DESCRIPTION	UNRESTRICTED	DESIGNATED AND/OR RESTRICTED					TOTAL
		STATE AND UNIVERSITY GENERATED	CASH	REVOLVING	FEDERAL	AUXILIARIES AND SERVICES	TRUST	
512100	Other Administrators	121,866	0	0	0	0	0	121,866
513000	Managerial/Professional	71,563	0	0	0	0	0	71,563
516000	Student Wages	5,726	0	0	0	0	0	5,726
	<b>SUBTOTAL NONFACULTY</b>	<b>199,155</b>	<b>0</b>	<b>0</b>	<b>0</b>	<b>0</b>	<b>0</b>	<b>199,155</b>
	<b>SUBTOTAL SALARIES &amp; WAGES</b>	<b>199,155</b>	<b>0</b>	<b>0</b>	<b>0</b>	<b>0</b>	<b>0</b>	<b>199,155</b>
519100	Retirement Contribution	13,517	0	0	0	0	0	13,517
519200	FICA Contribution	14,817	0	0	0	0	0	14,817
519300	Health Insurance Contribution	12,699	0	0	0	0	0	12,699
519400	Life Insurance Contribution	244	0	0	0	0	0	244
	<b>SUBTOTAL BENEFITS</b>	<b>41,277</b>	<b>0</b>	<b>0</b>	<b>0</b>	<b>0</b>	<b>0</b>	<b>41,277</b>
	<b>TOTAL PERSONAL SERVICES</b>	<b>240,432</b>	<b>0</b>	<b>0</b>	<b>0</b>	<b>0</b>	<b>0</b>	<b>240,432</b>
521000	Operating Expense	9,482	0	0	0	0	0	9,482
	<b>TOTAL NET OPERATING EXPENSES</b>	<b>9,482</b>	<b>0</b>	<b>0</b>	<b>0</b>	<b>0</b>	<b>0</b>	<b>9,482</b>
	<b>SUB PROGRAM TOTAL</b>	<b>249,914</b>	<b>0</b>	<b>0</b>	<b>0</b>	<b>0</b>	<b>0</b>	<b>249,914</b>

**EXPENDITURE SUMMARY**  
**2014-2015 GENERAL OPERATING BUDGET**  
**UNIVERSITY OF NEBRASKA AT KEARNEY**

SUBPROGRAM #/NAME 29 Academic Computing Support

ACCOUNT	DESCRIPTION	UNRESTRICTED	DESIGNATED AND/OR RESTRICTED					TOTAL
		STATE AND UNIVERSITY GENERATED	CASH	REVOLVING	FEDERAL	AUXILIARIES AND SERVICES	TRUST	
512100	Other Administrators	125,866	0	0	0	0	0	125,866
513000	Managerial/Professional	592,164	0	0	0	27	0	592,191
514000	Clerical/Technical/Service	157,959	0	0	0	16,624	0	174,583
517000	Supplemental Salaries & Wages	0	0	491,483	0	0	0	491,483
	<b>SUBTOTAL NONFACULTY</b>	<b>875,989</b>	<b>0</b>	<b>491,483</b>	<b>0</b>	<b>16,651</b>	<b>0</b>	<b>1,384,123</b>
	<b>SUBTOTAL SALARIES &amp; WAGES</b>	<b>875,989</b>	<b>0</b>	<b>491,483</b>	<b>0</b>	<b>16,651</b>	<b>0</b>	<b>1,384,123</b>
519100	Retirement Contribution	60,330	0	7,326	0	726	0	68,382
519200	FICA Contribution	64,122	0	7,005	0	1,224	0	72,351
519300	Health Insurance Contribution	111,689	0	16,318	0	3,957	0	131,964
519400	Life Insurance Contribution	1,489	0	168	0	26	0	1,683
519800	Workers Compensation	0	0	3,350	0	0	0	3,350
	<b>SUBTOTAL BENEFITS</b>	<b>237,630</b>	<b>0</b>	<b>34,167</b>	<b>0</b>	<b>5,933</b>	<b>0</b>	<b>277,730</b>
	<b>TOTAL PERSONAL SERVICES</b>	<b>1,113,619</b>	<b>0</b>	<b>525,650</b>	<b>0</b>	<b>22,584</b>	<b>0</b>	<b>1,661,853</b>
521000	Operating Expense	0	0	1,224,350	0	379,066	0	1,603,416
	<b>TOTAL NET OPERATING EXPENSES</b>	<b>0</b>	<b>0</b>	<b>1,224,350</b>	<b>0</b>	<b>379,066</b>	<b>0</b>	<b>1,603,416</b>
	<b>SUB PROGRAM TOTAL</b>	<b>1,113,619</b>	<b>0</b>	<b>1,750,000</b>	<b>0</b>	<b>401,650</b>	<b>0</b>	<b>3,265,269</b>

**EXPENDITURE SUMMARY**  
**2014-2015 GENERAL OPERATING BUDGET**  
**UNIVERSITY OF NEBRASKA AT KEARNEY**

SUBPROGRAM #/NAME 33 Physical Plant Administration

ACCOUNT	DESCRIPTION	UNRESTRICTED	DESIGNATED AND/OR RESTRICTED					TOTAL
		STATE AND UNIVERSITY GENERATED	CASH	REVOLVING	FEDERAL	AUXILIARIES AND SERVICES	TRUST	
512100	Other Administrators	82,771	0	0	0	31,778	0	114,549
513000	Managerial/Professional	400,027	0	0	0	55,250	0	455,277
514000	Clerical/Technical/Service	2,081,552	0	0	0	1,014,635	0	3,096,187
516000	Student Wages	42,665	0	0	0	39,031	0	81,696
517000	Supplemental Salaries & Wages	0	0	2,052	0	63,808	0	65,860
	<b>SUBTOTAL NONFACULTY</b>	<b>2,607,015</b>	<b>0</b>	<b>2,052</b>	<b>0</b>	<b>1,204,502</b>	<b>0</b>	<b>3,813,569</b>
	<b>SUBTOTAL SALARIES &amp; WAGES</b>	<b>2,607,015</b>	<b>0</b>	<b>2,052</b>	<b>0</b>	<b>1,204,502</b>	<b>0</b>	<b>3,813,569</b>
519100	Retirement Contribution	157,769	0	0	0	66,511	0	224,280
519200	FICA Contribution	187,844	0	157	0	83,680	0	271,681
519300	Health Insurance Contribution	571,544	0	0	0	241,107	0	812,651
519400	Life Insurance Contribution	4,083	0	0	0	1,838	0	5,921
519800	Workers Compensation	0	0	14	0	0	0	14
	<b>SUBTOTAL BENEFITS</b>	<b>921,240</b>	<b>0</b>	<b>171</b>	<b>0</b>	<b>393,136</b>	<b>0</b>	<b>1,314,547</b>
	<b>TOTAL PERSONAL SERVICES</b>	<b>3,528,255</b>	<b>0</b>	<b>2,223</b>	<b>0</b>	<b>1,597,638</b>	<b>0</b>	<b>5,128,116</b>
521000	Operating Expense	572,318	0	47,777	0	428,644	0	1,048,739
529000	Utilities	3,010,138	0	0	0	1,693,839	0	4,703,977
540000	Travel	9,500	0	0	0	3,750	0	13,250
	<b>TOTAL NET OPERATING EXPENSES</b>	<b>3,591,956</b>	<b>0</b>	<b>47,777</b>	<b>0</b>	<b>2,126,233</b>	<b>0</b>	<b>5,765,966</b>
	<b>SUB PROGRAM TOTAL</b>	<b>7,120,211</b>	<b>0</b>	<b>50,000</b>	<b>0</b>	<b>3,723,871</b>	<b>0</b>	<b>10,894,082</b>

**EXPENDITURE SUMMARY**  
**2014-2015 GENERAL OPERATING BUDGET**  
**UNIVERSITY OF NEBRASKA AT KEARNEY**

SUBPROGRAM #/NAME 41 Executive Administration

ACCOUNT	DESCRIPTION	UNRESTRICTED	DESIGNATED AND/OR RESTRICTED					TOTAL
		STATE AND UNIVERSITY GENERATED	CASH	REVOLVING	FEDERAL	AUXILIARIES AND SERVICES	TRUST	
512100	Other Administrators	413,757	0	0	0	0	37,970	451,727
513000	Managerial/Professional	70,037	0	0	0	0	0	70,037
514000	Clerical/Technical/Service	33,990	0	0	0	0	0	33,990
516000	Student Wages	0	0	0	0	0	0	0
	<b>SUBTOTAL NONFACULTY</b>	<b>517,784</b>	<b>0</b>	<b>0</b>	<b>0</b>	<b>0</b>	<b>37,970</b>	<b>555,754</b>
	<b>SUBTOTAL SALARIES &amp; WAGES</b>	<b>517,784</b>	<b>0</b>	<b>0</b>	<b>0</b>	<b>0</b>	<b>37,970</b>	<b>555,754</b>
519100	Retirement Contribution	40,516	0	0	0	0	1,438	41,954
519200	FICA Contribution	32,239	0	0	0	0	750	32,989
519300	Health Insurance Contribution	32,864	0	0	0	0	89	32,953
519400	Life Insurance Contribution	695	0	0	0	0	14	709
519800	Workers Compensation	0	0	0	0	0	0	0
	<b>SUBTOTAL BENEFITS</b>	<b>106,314</b>	<b>0</b>	<b>0</b>	<b>0</b>	<b>0</b>	<b>2,291</b>	<b>108,605</b>
	<b>TOTAL PERSONAL SERVICES</b>	<b>624,098</b>	<b>0</b>	<b>0</b>	<b>0</b>	<b>0</b>	<b>40,261</b>	<b>664,359</b>
521000	Operating Expense	49,777	0	0	0	0	0	49,777
540000	Travel	7,230	0	0	0	0	0	7,230
550000	Capital Outlay	2,193	0	0	0	0	0	2,193
	<b>TOTAL NET OPERATING EXPENSES</b>	<b>59,200</b>	<b>0</b>	<b>0</b>	<b>0</b>	<b>0</b>	<b>0</b>	<b>59,200</b>
	<b>SUB PROGRAM TOTAL</b>	<b>683,298</b>	<b>0</b>	<b>0</b>	<b>0</b>	<b>0</b>	<b>40,261</b>	<b>723,559</b>

**EXPENDITURE SUMMARY**  
**2014-2015 GENERAL OPERATING BUDGET**  
**UNIVERSITY OF NEBRASKA AT KEARNEY**

SUBPROGRAM #/NAME 42 Student Affairs

ACCOUNT	DESCRIPTION	UNRESTRICTED	DESIGNATED AND/OR RESTRICTED					TOTAL
		STATE AND UNIVERSITY GENERATED	CASH	REVOLVING	FEDERAL	AUXILIARIES AND SERVICES	TRUST	
512100	Other Administrators	317,971	0	0	0	76,878	0	394,849
513000	Managerial/Professional	1,179,394	0	0	128,260	611,237	0	1,918,891
514000	Clerical/Technical/Service	588,504	0	0	64,601	135,071	0	788,176
515000	Other Academic	0	0	0	0	69,649	0	69,649
516000	Student Wages	49,103	0	149,252	0	124,631	0	322,986
517000	Supplemental Salaries & Wages	0	0	0	0	810,328	0	810,328
<b>SUBTOTAL NONFACULTY</b>		<b>2,134,972</b>	<b>0</b>	<b>149,252</b>	<b>192,861</b>	<b>1,827,794</b>	<b>0</b>	<b>4,304,879</b>
<b>SUBTOTAL SALARIES &amp; WAGES</b>		<b>2,134,972</b>	<b>0</b>	<b>149,252</b>	<b>192,861</b>	<b>1,827,794</b>	<b>0</b>	<b>4,304,879</b>
519100	Retirement Contribution	143,152	0	0	12,536	54,251	0	209,939
519200	FICA Contribution	156,061	0	11,418	13,649	122,878	0	304,006
519300	Health Insurance Contribution	316,843	0	0	36,025	145,970	0	498,838
519400	Life Insurance Contribution	3,527	0	0	332	1,320	0	5,179
519800	Workers Compensation	0	0	1,017	1,313	0	0	2,330
<b>SUBTOTAL BENEFITS</b>		<b>619,583</b>	<b>0</b>	<b>12,435</b>	<b>63,855</b>	<b>324,419</b>	<b>0</b>	<b>1,020,292</b>
<b>TOTAL PERSONAL SERVICES</b>		<b>2,754,555</b>	<b>0</b>	<b>161,687</b>	<b>256,716</b>	<b>2,152,213</b>	<b>0</b>	<b>5,325,171</b>
521000	Operating Expense	383,340	0	243,313	0	7,781,609	0	8,408,262
540000	Travel	43,575	0	0	0	8,699	0	52,274
560000	Government Aid	0	0	0	0	28,691	0	28,691
<b>TOTAL NET OPERATING EXPENSES</b>		<b>426,915</b>	<b>0</b>	<b>243,313</b>	<b>0</b>	<b>7,818,999</b>	<b>0</b>	<b>8,489,227</b>
<b>SUB PROGRAM TOTAL</b>		<b>3,181,470</b>	<b>0</b>	<b>405,000</b>	<b>256,716</b>	<b>9,971,212</b>	<b>0</b>	<b>13,814,398</b>

**EXPENDITURE SUMMARY**  
**2014-2015 GENERAL OPERATING BUDGET**  
**UNIVERSITY OF NEBRASKA AT KEARNEY**

SUBPROGRAM #/NAME 43 Business and Finance

ACCOUNT	DESCRIPTION	UNRESTRICTED	DESIGNATED AND/OR RESTRICTED					TOTAL
		STATE AND UNIVERSITY GENERATED	CASH	REVOLVING	FEDERAL	AUXILIARIES AND SERVICES	TRUST	
	Assistant Professor	11,813	0	0	0	0	0	11,813
	<b>SUBTOTAL FACULTY</b>	<b>11,813</b>	<b>0</b>	<b>0</b>	<b>0</b>	<b>0</b>	<b>0</b>	<b>11,813</b>
512100	Other Administrators	384,081	0	0	0	329,067	0	713,148
513000	Managerial/Professional	881,048	0	0	0	316,620	25,399	1,223,067
514000	Clerical/Technical/Service	458,731	0	0	0	322,120	0	780,851
516000	Student Wages	10,264	0	0	0	29,733	0	39,997
517000	Supplemental Salaries & Wages	0	0	0	0	4,580	0	4,580
	<b>SUBTOTAL NONFACULTY</b>	<b>1,734,124</b>	<b>0</b>	<b>0</b>	<b>0</b>	<b>1,002,120</b>	<b>25,399</b>	<b>2,761,643</b>
	<b>SUBTOTAL SALARIES &amp; WAGES</b>	<b>1,745,937</b>	<b>0</b>	<b>0</b>	<b>0</b>	<b>1,002,120</b>	<b>25,399</b>	<b>2,773,456</b>
519100	Retirement Contribution	128,861	0	0	0	64,567	2,032	195,460
519200	FICA Contribution	127,581	0	0	0	72,485	1,709	201,775
519300	Health Insurance Contribution	252,829	0	0	0	144,565	6,733	404,127
519400	Life Insurance Contribution	2,659	0	0	0	1,422	44	4,125
519800	Workers Compensation	0	0	0	0	0	2,691	2,691
	<b>SUBTOTAL BENEFITS</b>	<b>511,930</b>	<b>0</b>	<b>0</b>	<b>0</b>	<b>283,039</b>	<b>13,209</b>	<b>808,178</b>
	<b>TOTAL PERSONAL SERVICES</b>	<b>2,257,867</b>	<b>0</b>	<b>0</b>	<b>0</b>	<b>1,285,159</b>	<b>38,608</b>	<b>3,581,634</b>
521000	Operating Expense	316,696	0	0	0	350,323	13,838	680,857
540000	Travel	10,480	0	0	0	9,138	0	19,618
550000	Capital Outlay	832	0	0	0	6,816	0	7,648
	<b>TOTAL NET OPERATING EXPENSES</b>	<b>328,008</b>	<b>0</b>	<b>0</b>	<b>0</b>	<b>366,277</b>	<b>13,838</b>	<b>708,123</b>
	<b>SUB PROGRAM TOTAL</b>	<b>2,585,875</b>	<b>0</b>	<b>0</b>	<b>0</b>	<b>1,651,436</b>	<b>52,446</b>	<b>4,289,757</b>



**EXPENDITURE SUMMARY**  
**2014-2015 GENERAL OPERATING BUDGET**  
**UNIVERSITY OF NEBRASKA AT KEARNEY**

SUBPROGRAM #/NAME 44 General Expense

ACCOUNT	DESCRIPTION	UNRESTRICTED	DESIGNATED AND/OR RESTRICTED					TOTAL
		STATE AND UNIVERSITY GENERATED	CASH	REVOLVING	FEDERAL	AUXILIARIES AND SERVICES	TRUST	
512100	Other Administrators	182,367	0	0	0	0	0	182,367
513000	Managerial/Professional	181,436	0	0	0	0	0	181,436
514000	Clerical/Technical/Service	76,349	0	0	0	0	0	76,349
516000	Student Wages	6,460	0	0	0	0	0	6,460
517000	Supplemental Salaries & Wages	6,916	0	0	0	0	0	6,916
	<b>SUBTOTAL NONFACULTY</b>	<b>453,528</b>	<b>0</b>	<b>0</b>	<b>0</b>	<b>0</b>	<b>0</b>	<b>453,528</b>
	<b>SUBTOTAL SALARIES &amp; WAGES</b>	<b>453,528</b>	<b>0</b>	<b>0</b>	<b>0</b>	<b>0</b>	<b>0</b>	<b>453,528</b>
519100	Retirement Contribution	32,298	0	0	0	0	0	32,298
519200	FICA Contribution	33,381	0	0	0	0	0	33,381
519300	Health Insurance Contribution	59,398	0	0	0	0	0	59,398
519400	Life Insurance Contribution	652	0	0	0	0	0	652
519700	Unemployment Compensation	46,000	0	0	0	5,000	0	51,000
519800	Workers Compensation	230,115	0	0	0	27,001	0	257,116
	<b>SUBTOTAL BENEFITS</b>	<b>401,844</b>	<b>0</b>	<b>0</b>	<b>0</b>	<b>32,001</b>	<b>0</b>	<b>433,845</b>
	<b>TOTAL PERSONAL SERVICES</b>	<b>855,372</b>	<b>0</b>	<b>0</b>	<b>0</b>	<b>32,001</b>	<b>0</b>	<b>887,373</b>
521000	Operating Expense	1,298,279	0	50,000	0	262,578	0	1,610,857
540000	Travel	8,156	0	0	0	0	0	8,156
550000	Capital Outlay	300	0	0	0	0	0	300
	<b>TOTAL NET OPERATING EXPENSES</b>	<b>1,306,735</b>	<b>0</b>	<b>50,000</b>	<b>0</b>	<b>262,578</b>	<b>0</b>	<b>1,619,313</b>
	<b>SUB PROGRAM TOTAL</b>	<b>2,162,107</b>	<b>0</b>	<b>50,000</b>	<b>0</b>	<b>294,579</b>	<b>0</b>	<b>2,506,686</b>

**EXPENDITURE SUMMARY**  
**2014-2015 GENERAL OPERATING BUDGET**  
**UNIVERSITY OF NEBRASKA AT KEARNEY**

SUBPROGRAM #/NAME 74 Agency Funds

ACCOUNT	DESCRIPTION	UNRESTRICTED	DESIGNATED AND/OR RESTRICTED					TOTAL
		STATE AND UNIVERSITY GENERATED	CASH	REVOLVING	FEDERAL	AUXILIARIES AND SERVICES	TRUST	
514000	Clerical/Technical/Service	0	0	0	0	0	0	0
515000	Other Academic	0	0	0	0	0	29,000	29,000
516000	Student Wages	0	0	0	0	0	61,000	61,000
	<b>SUBTOTAL NONFACULTY</b>	<b>0</b>	<b>0</b>	<b>0</b>	<b>0</b>	<b>0</b>	<b>90,000</b>	<b>90,000</b>
	<b>SUBTOTAL SALARIES &amp; WAGES</b>	<b>0</b>	<b>0</b>	<b>0</b>	<b>0</b>	<b>0</b>	<b>90,000</b>	<b>90,000</b>
	<b>TOTAL PERSONAL SERVICES</b>	<b>0</b>	<b>0</b>	<b>0</b>	<b>0</b>	<b>0</b>	<b>90,000</b>	<b>90,000</b>
521000	Operating Expense	0	0	0	0	0	30,000	30,000
560000	Government Aid	0	0	0	29,000,000	0	0	29,000,000
	<b>TOTAL NET OPERATING EXPENSES</b>	<b>0</b>	<b>0</b>	<b>0</b>	<b>29,000,000</b>	<b>0</b>	<b>30,000</b>	<b>29,030,000</b>
	<b>SUB PROGRAM TOTAL</b>	<b>0</b>	<b>0</b>	<b>0</b>	<b>29,000,000</b>	<b>0</b>	<b>120,000</b>	<b>29,120,000</b>

**EXPENDITURE SUMMARY**  
**2014-2015 GENERAL OPERATING BUDGET**  
**UNIVERSITY OF NEBRASKA AT KEARNEY**

SUBPROGRAM #/NAME 77 Intercollegiate Athletics

ACCOUNT	DESCRIPTION	UNRESTRICTED	DESIGNATED AND/OR RESTRICTED					TOTAL
		STATE AND UNIVERSITY GENERATED	CASH	REVOLVING	FEDERAL	AUXILIARIES AND SERVICES	TRUST	
Other		10,900	0	0	0	0	0	10,900
	<b>SUBTOTAL FACULTY</b>	<b>10,900</b>	<b>0</b>	<b>0</b>	<b>0</b>	<b>0</b>	<b>0</b>	<b>10,900</b>
512100	Other Administrators	736,065	0	0	0	0	0	736,065
513000	Managerial/Professional	686,231	0	0	0	0	69,823	756,054
514000	Clerical/Technical/Service	103,248	0	0	0	0	0	103,248
515000	Other Academic	49,500	0	0	0	0	0	49,500
516000	Student Wages	0	0	0	0	0	0	0
	<b>SUBTOTAL NONFACULTY</b>	<b>1,575,044</b>	<b>0</b>	<b>0</b>	<b>0</b>	<b>0</b>	<b>69,823</b>	<b>1,644,867</b>
	<b>SUBTOTAL SALARIES &amp; WAGES</b>	<b>1,585,944</b>	<b>0</b>	<b>0</b>	<b>0</b>	<b>0</b>	<b>69,823</b>	<b>1,655,767</b>
519100	Retirement Contribution	122,915	0	0	0	0	5,586	128,501
519200	FICA Contribution	117,538	0	0	0	0	4,960	122,498
519300	Health Insurance Contribution	222,151	0	0	0	0	16,083	238,234
519400	Life Insurance Contribution	2,766	0	0	0	0	117	2,883
519800	Workers Compensation	0	0	0	0	0	0	0
	<b>SUBTOTAL BENEFITS</b>	<b>465,370</b>	<b>0</b>	<b>0</b>	<b>0</b>	<b>0</b>	<b>26,746</b>	<b>492,116</b>
	<b>TOTAL PERSONAL SERVICES</b>	<b>2,051,314</b>	<b>0</b>	<b>0</b>	<b>0</b>	<b>0</b>	<b>96,569</b>	<b>2,147,883</b>
521000	Operating Expense	262,237	0	0	0	680,952	40,000	983,189
550000	Capital Outlay	100,000	0	0	0	0	0	100,000
	<b>TOTAL NET OPERATING EXPENSES</b>	<b>362,237</b>	<b>0</b>	<b>0</b>	<b>0</b>	<b>680,952</b>	<b>40,000</b>	<b>1,083,189</b>
	<b>SUB PROGRAM TOTAL</b>	<b>2,413,551</b>	<b>0</b>	<b>0</b>	<b>0</b>	<b>680,952</b>	<b>136,569</b>	<b>3,231,072</b>

**EXPENDITURE SUMMARY**  
**2014-2015 GENERAL OPERATING BUDGET**  
**UNIVERSITY OF NEBRASKA AT KEARNEY**

SUBPROGRAM #/NAME 98      Company Balance Sheets

ACCOUNT	DESCRIPTION	UNRESTRICTED	DESIGNATED AND/OR RESTRICTED					TOTAL
		STATE AND UNIVERSITY GENERATED	CASH	REVOLVING	FEDERAL	AUXILIARIES AND SERVICES	TRUST	
513000	Managerial/Professional	0	0	0	0	160,105	0	160,105
514000	Clerical/Technical/Service	0	0	0	0	36,060	0	36,060
	<b>SUBTOTAL NONFACULTY</b>	<b>0</b>	<b>0</b>	<b>0</b>	<b>0</b>	<b>196,165</b>	<b>0</b>	<b>196,165</b>
	<b>SUBTOTAL SALARIES &amp; WAGES</b>	<b>0</b>	<b>0</b>	<b>0</b>	<b>0</b>	<b>196,165</b>	<b>0</b>	<b>196,165</b>
519100	Retirement Contribution	0	0	0	0	13,732	0	13,732
519200	FICA Contribution	0	0	0	0	14,379	0	14,379
519300	Health Insurance Contribution	0	0	0	0	33,713	0	33,713
519400	Life Insurance Contribution	0	0	0	0	311	0	311
	<b>SUBTOTAL BENEFITS</b>	<b>0</b>	<b>0</b>	<b>0</b>	<b>0</b>	<b>62,135</b>	<b>0</b>	<b>62,135</b>
	<b>TOTAL PERSONAL SERVICES</b>	<b>0</b>	<b>0</b>	<b>0</b>	<b>0</b>	<b>258,300</b>	<b>0</b>	<b>258,300</b>
521000	Operating Expense	0	0	0	0	18,000	0	18,000
	<b>TOTAL NET OPERATING EXPENSES</b>	<b>0</b>	<b>0</b>	<b>0</b>	<b>0</b>	<b>18,000</b>	<b>0</b>	<b>18,000</b>
	<b>SUB PROGRAM TOTAL</b>	<b>0</b>	<b>0</b>	<b>0</b>	<b>0</b>	<b>276,300</b>	<b>0</b>	<b>276,300</b>

**EXPENDITURE SUMMARY**  
**2014-2015 GENERAL OPERATING BUDGET**  
**UNIVERSITY OF NEBRASKA AT KEARNEY**

SUBPROGRAM #/NAME 99 Income Activity

ACCOUNT	DESCRIPTION	UNRESTRICTED	DESIGNATED AND/OR RESTRICTED				TOTAL	
		STATE AND UNIVERSITY GENERATED	CASH	REVOLVING	FEDERAL	AUXILIARIES AND SERVICES		TRUST
Other		0	0	0	352,668	0	927,597	1,280,265
	<b>SUBTOTAL FACULTY</b>	<b>0</b>	<b>0</b>	<b>0</b>	<b>352,668</b>	<b>0</b>	<b>927,597</b>	<b>1,280,265</b>
512100	Other Administrators	0	0	0	0	0	0	0
516000	Student Wages	0	0	0	379,804	0	38,000	417,804
517000	Supplemental Salaries & Wages	0	0	249,308	0	0	0	249,308
	<b>SUBTOTAL NONFACULTY</b>	<b>0</b>	<b>0</b>	<b>249,308</b>	<b>379,804</b>	<b>0</b>	<b>38,000</b>	<b>667,112</b>
	<b>SUBTOTAL SALARIES &amp; WAGES</b>	<b>0</b>	<b>0</b>	<b>249,308</b>	<b>732,472</b>	<b>0</b>	<b>965,597</b>	<b>1,947,377</b>
519100	Retirement Contribution	0	0	0	18,929	0	74,207	93,136
519200	FICA Contribution	0	0	19,072	40,189	0	70,961	130,222
519300	Health Insurance Contribution	0	0	0	51,248	0	99,179	150,427
519400	Life Insurance Contribution	0	0	0	426	0	1,669	2,095
519800	Workers Compensation	0	0	1,699	4,861	0	6,189	12,749
	<b>SUBTOTAL BENEFITS</b>	<b>0</b>	<b>0</b>	<b>20,771</b>	<b>115,653</b>	<b>0</b>	<b>252,205</b>	<b>388,629</b>
	<b>TOTAL PERSONAL SERVICES</b>	<b>0</b>	<b>0</b>	<b>270,079</b>	<b>848,125</b>	<b>0</b>	<b>1,217,802</b>	<b>2,336,006</b>
521000	Operating Expense	0	0	767,453	854,953	0	1,735,481	3,357,887
560000	Government Aid	0	0	0	10,522,516	0	10,135,451	20,657,967
	<b>TOTAL NET OPERATING EXPENSES</b>	<b>0</b>	<b>0</b>	<b>767,453</b>	<b>11,377,469</b>	<b>0</b>	<b>11,870,932</b>	<b>24,015,854</b>
	<b>SUB PROGRAM TOTAL</b>	<b>0</b>	<b>0</b>	<b>1,037,532</b>	<b>12,225,594</b>	<b>0</b>	<b>13,088,734</b>	<b>26,351,860</b>

**EXPENDITURE SUMMARY**  
**2014-2015 GENERAL OPERATING BUDGET**  
**UNIVERSITY OF NEBRASKA CENTRAL ADMINISTRATION**  
**INCLUDING UNCSN**

**CAMPUS TOTAL**

ACCOUNT	DESCRIPTION	UNRESTRICTED	DESIGNATED AND/OR RESTRICTED					TOTAL
		STATE AND UNIVERSITY GENERATED	CASH	REVOLVING	FEDERAL	AUXILIARIES AND SERVICES	TRUST	
512100	Other Administrators	4,561,381	0	160,718	98,738	0	0	4,820,837
513000	Managerial/Professional	9,507,482	182,979	553,498	79,073	0	168,516	10,491,548
514000	Clerical/Technical/Service	1,079,218	0	152,585	71,353	0	49,478	1,352,634
516000	Student Wages	90,060	0	0	0	0	0	90,060
517000	Supplemental Salaries & Wages	1,044,993	0	0	0	0	0	1,044,993
	<b>SUBTOTAL NONFACULTY</b>	<b>16,283,134</b>	<b>182,979</b>	<b>866,801</b>	<b>249,164</b>	<b>0</b>	<b>217,994</b>	<b>17,800,072</b>
	<b>SUBTOTAL SALARIES &amp; WAGES</b>	<b>16,283,134</b>	<b>182,979</b>	<b>866,801</b>	<b>249,164</b>	<b>0</b>	<b>217,994</b>	<b>17,800,072</b>
519100	Retirement Contribution	1,092,570	12,992	52,874	16,943	0	15,351	1,190,730
519200	FICA Contribution	1,041,978	12,442	63,277	14,202	0	14,703	1,146,602
519300	Health Insurance Contribution	1,526,304	18,298	141,288	40,863	0	21,622	1,748,375
519400	Life Insurance Contribution	42,286	366	867	249	0	432	44,200
519800	Workers Compensation	43,124	0	2,129	612	0	318	46,183
	<b>SUBTOTAL BENEFITS</b>	<b>3,746,262</b>	<b>44,098</b>	<b>260,435</b>	<b>72,869</b>	<b>0</b>	<b>52,426</b>	<b>4,176,090</b>
	<b>TOTAL PERSONAL SERVICES</b>	<b>20,029,396</b>	<b>227,077</b>	<b>1,127,236</b>	<b>322,033</b>	<b>0</b>	<b>270,420</b>	<b>21,976,162</b>
521000	Operating Expense	39,868,311	365,423	1,872,764	2,677,967	500,000	1,729,580	47,014,045
529000	Utilities	70,000	0	0	0	0	0	70,000
530000	Supplies & Materials	531,070	0	0	0	0	0	531,070
540000	Travel	363,000	7,500	0	0	0	0	370,500
550000	Capital Outlay	1,391,351	0	0	0	0	0	1,391,351
560000	Government Aid	154,708	0	0	0	0	0	154,708
	<b>TOTAL NET OPERATING EXPENSES</b>	<b>42,378,440</b>	<b>372,923</b>	<b>1,872,764</b>	<b>2,677,967</b>	<b>500,000</b>	<b>1,729,580</b>	<b>49,531,674</b>
	<b>CAMPUS TOTAL</b>	<b>62,407,836</b>	<b>600,000</b>	<b>3,000,000</b>	<b>3,000,000</b>	<b>500,000</b>	<b>2,000,000</b>	<b>71,507,836</b>

**REVENUE SUMMARY**  
**2014-2015 GENERAL OPERATING BUDGET**  
**UNIVERSITY OF NEBRASKA CENTRAL ADMINISTRATION**  
**INCLUDING UNCSN**

**CAMPUS TOTAL**

ACCOUNT	DESCRIPTION	UNRESTRICTED	DESIGNATED AND/OR RESTRICTED					TOTAL
		STATE AND UNIVERSITY GENERATED	CASH	REVOLVING	FEDERAL	AUXILIARIES AND SERVICES	TRUST	
410000	State Appropriation	50,689,586	0	0	0	0	0	50,689,586
	<b>TOTAL STATE SUPPORT</b>	<b>50,689,586</b>	<b>0</b>	<b>0</b>	<b>0</b>	<b>0</b>	<b>0</b>	<b>50,689,586</b>
460000	Restricted Revenue	0	0	0	3,000,000	0	0	3,000,000
	<b>TOTAL FEDERAL FUND</b>	<b>0</b>	<b>0</b>	<b>0</b>	<b>3,000,000</b>	<b>0</b>	<b>0</b>	<b>3,000,000</b>
450000	Sales and Services	0	0	3,000,000	0	500,000	0	3,500,000
	<b>TOTAL REVOLVING FUND</b>	<b>0</b>	<b>0</b>	<b>3,000,000</b>	<b>0</b>	<b>500,000</b>	<b>0</b>	<b>3,500,000</b>
460000	Restricted Revenue	0	0	0	0	0	2,000,000	2,000,000
	<b>TOTAL TRUST FUND</b>	<b>0</b>	<b>0</b>	<b>0</b>	<b>0</b>	<b>0</b>	<b>2,000,000</b>	<b>2,000,000</b>
	<b>TOTAL GROSS TUITION</b>	<b>0</b>	<b>0</b>	<b>0</b>	<b>0</b>	<b>0</b>	<b>0</b>	<b>0</b>
	<b>TOTAL TUITION OFFSETS</b>	<b>0</b>	<b>0</b>	<b>0</b>	<b>0</b>	<b>0</b>	<b>0</b>	<b>0</b>
	<b>SUBTOTAL NET TUITION (CASH)</b>	<b>0</b>	<b>0</b>	<b>0</b>	<b>0</b>	<b>0</b>	<b>0</b>	<b>0</b>
450000	Sales and Services	0	600,000	0	0	0	0	600,000
490000	Other Revenues	11,718,250	0	0	0	0	0	11,718,250
	<b>SUBTOTAL OTHER CASH</b>	<b>11,718,250</b>	<b>600,000</b>	<b>0</b>	<b>0</b>	<b>0</b>	<b>0</b>	<b>12,318,250</b>
	<b>TOTAL CASH FUND</b>	<b>11,718,250</b>	<b>600,000</b>	<b>0</b>	<b>0</b>	<b>0</b>	<b>0</b>	<b>12,318,250</b>
	<b>TOTAL REVENUE</b>	<b>62,407,836</b>	<b>600,000</b>	<b>3,000,000</b>	<b>3,000,000</b>	<b>500,000</b>	<b>2,000,000</b>	<b>71,507,836</b>

8/5/14

9:13:50AM

**EXPENDITURE SUMMARY**  
**2014-2015 GENERAL OPERATING BUDGET**  
**UNIVERSITY OF NEBRASKA CENTRAL ADMINISTRATION**  
**INCLUDING UNCSN**

SUBPROGRAM #/NAME 23 Student Aid

ACCOUNT	DESCRIPTION	UNRESTRICTED	DESIGNATED AND/OR RESTRICTED					TOTAL
		STATE AND UNIVERSITY GENERATED	CASH	REVOLVING	FEDERAL	AUXILIARIES AND SERVICES	TRUST	
560000	Government Aid	154,708	0	0	0	0	0	154,708
	<b>TOTAL NET OPERATING EXPENSES</b>	<b>154,708</b>	<b>0</b>	<b>0</b>	<b>0</b>	<b>0</b>	<b>0</b>	<b>154,708</b>
	<b>SUB PROGRAM TOTAL</b>	<b>154,708</b>	<b>0</b>	<b>0</b>	<b>0</b>	<b>0</b>	<b>0</b>	<b>154,708</b>



**EXPENDITURE SUMMARY**  
**2014-2015 GENERAL OPERATING BUDGET**  
**UNIVERSITY OF NEBRASKA CENTRAL ADMINISTRATION**  
**INCLUDING UNCSN**

SUBPROGRAM #/NAME 30 Distance Education

ACCOUNT	DESCRIPTION	UNRESTRICTED	DESIGNATED AND/OR RESTRICTED					TOTAL
		STATE AND UNIVERSITY GENERATED	CASH	REVOLVING	FEDERAL	AUXILIARIES AND SERVICES	TRUST	
512100	Other Administrators	0	0	160,718	0	0	0	160,718
513000	Managerial/Professional	0	0	553,498	0	0	0	553,498
514000	Clerical/Technical/Service	0	0	152,585	0	0	0	152,585
	<b>SUBTOTAL NONFACULTY</b>	<b>0</b>	<b>0</b>	<b>866,801</b>	<b>0</b>	<b>0</b>	<b>0</b>	<b>866,801</b>
	<b>SUBTOTAL SALARIES &amp; WAGES</b>	<b>0</b>	<b>0</b>	<b>866,801</b>	<b>0</b>	<b>0</b>	<b>0</b>	<b>866,801</b>
519100	Retirement Contribution	0	0	52,874	0	0	0	52,874
519200	FICA Contribution	0	0	63,277	0	0	0	63,277
519300	Health Insurance Contribution	0	0	141,288	0	0	0	141,288
519400	Life Insurance Contribution	0	0	867	0	0	0	867
519800	Workers Compensation	0	0	2,129	0	0	0	2,129
	<b>SUBTOTAL BENEFITS</b>	<b>0</b>	<b>0</b>	<b>260,435</b>	<b>0</b>	<b>0</b>	<b>0</b>	<b>260,435</b>
	<b>TOTAL PERSONAL SERVICES</b>	<b>0</b>	<b>0</b>	<b>1,127,236</b>	<b>0</b>	<b>0</b>	<b>0</b>	<b>1,127,236</b>
521000	Operating Expense	0	0	1,049,224	0	0	0	1,049,224
	<b>TOTAL NET OPERATING EXPENSES</b>	<b>0</b>	<b>0</b>	<b>1,049,224</b>	<b>0</b>	<b>0</b>	<b>0</b>	<b>1,049,224</b>
	<b>SUB PROGRAM TOTAL</b>	<b>0</b>	<b>0</b>	<b>2,176,460</b>	<b>0</b>	<b>0</b>	<b>0</b>	<b>2,176,460</b>

**EXPENDITURE SUMMARY**  
**2014-2015 GENERAL OPERATING BUDGET**  
**UNIVERSITY OF NEBRASKA CENTRAL ADMINISTRATION**  
**INCLUDING UNCSN**

SUBPROGRAM #/NAME 31 EPSCoR

ACCOUNT	DESCRIPTION	UNRESTRICTED	DESIGNATED AND/OR RESTRICTED					TOTAL
		STATE AND UNIVERSITY GENERATED	CASH	REVOLVING	FEDERAL	AUXILIARIES AND SERVICES	TRUST	
512100	Other Administrators	32,913	0	0	98,738	0	0	131,651
513000	Managerial/Professional	23,131	0	0	79,073	0	0	102,204
514000	Clerical/Technical/Service	17,838	0	0	71,353	0	0	89,191
	<b>SUBTOTAL NONFACULTY</b>	<b>73,882</b>	<b>0</b>	<b>0</b>	<b>249,164</b>	<b>0</b>	<b>0</b>	<b>323,046</b>
	<b>SUBTOTAL SALARIES &amp; WAGES</b>	<b>73,882</b>	<b>0</b>	<b>0</b>	<b>249,164</b>	<b>0</b>	<b>0</b>	<b>323,046</b>
519100	Retirement Contribution	5,246	0	0	16,943	0	0	22,189
519200	FICA Contribution	5,024	0	0	14,202	0	0	19,226
519300	Health Insurance Contribution	7,388	0	0	40,863	0	0	48,251
519400	Life Insurance Contribution	147	0	0	249	0	0	396
519800	Workers Compensation	0	0	0	612	0	0	612
	<b>SUBTOTAL BENEFITS</b>	<b>17,805</b>	<b>0</b>	<b>0</b>	<b>72,869</b>	<b>0</b>	<b>0</b>	<b>90,674</b>
	<b>TOTAL PERSONAL SERVICES</b>	<b>91,687</b>	<b>0</b>	<b>0</b>	<b>322,033</b>	<b>0</b>	<b>0</b>	<b>413,720</b>
521000	Operating Expense	336,018	0	0	2,677,967	0	0	3,013,985
	<b>TOTAL NET OPERATING EXPENSES</b>	<b>336,018</b>	<b>0</b>	<b>0</b>	<b>2,677,967</b>	<b>0</b>	<b>0</b>	<b>3,013,985</b>
	<b>SUB PROGRAM TOTAL</b>	<b>427,705</b>	<b>0</b>	<b>0</b>	<b>3,000,000</b>	<b>0</b>	<b>0</b>	<b>3,427,705</b>

**EXPENDITURE SUMMARY**  
**2014-2015 GENERAL OPERATING BUDGET**  
**UNIVERSITY OF NEBRASKA CENTRAL ADMINISTRATION**  
**INCLUDING UNCSN**

SUBPROGRAM #/NAME 32      Research Initiative

ACCOUNT	DESCRIPTION	UNRESTRICTED	DESIGNATED AND/OR RESTRICTED					TOTAL
		STATE AND UNIVERSITY GENERATED	CASH	REVOLVING	FEDERAL	AUXILIARIES AND SERVICES	TRUST	
521000	Operating Expense	11,404,187	0	0	0	0	0	11,404,187
	<b>TOTAL NET OPERATING EXPENSES</b>	<b>11,404,187</b>	<b>0</b>	<b>0</b>	<b>0</b>	<b>0</b>	<b>0</b>	<b>11,404,187</b>
	<b>SUB PROGRAM TOTAL</b>	<b>11,404,187</b>	<b>0</b>	<b>0</b>	<b>0</b>	<b>0</b>	<b>0</b>	<b>11,404,187</b>

**EXPENDITURE SUMMARY**  
**2014-2015 GENERAL OPERATING BUDGET**  
**UNIVERSITY OF NEBRASKA CENTRAL ADMINISTRATION**  
**INCLUDING UNCSN**

SUBPROGRAM #/NAME 33 Facilities Management & Planning

ACCOUNT	DESCRIPTION	UNRESTRICTED	DESIGNATED AND/OR RESTRICTED					TOTAL
		STATE AND UNIVERSITY GENERATED	CASH	REVOLVING	FEDERAL	AUXILIARIES AND SERVICES	TRUST	
521000	Operating Expense	11,000,000	0	0	0	0	0	11,000,000
	<b>TOTAL NET OPERATING EXPENSES</b>	<b>11,000,000</b>	<b>0</b>	<b>0</b>	<b>0</b>	<b>0</b>	<b>0</b>	<b>11,000,000</b>
	<b>SUB PROGRAM TOTAL</b>	<b>11,000,000</b>	<b>0</b>	<b>0</b>	<b>0</b>	<b>0</b>	<b>0</b>	<b>11,000,000</b>

**EXPENDITURE SUMMARY**  
**2014-2015 GENERAL OPERATING BUDGET**  
**UNIVERSITY OF NEBRASKA CENTRAL ADMINISTRATION**  
**INCLUDING UNCSN**

SUBPROGRAM #/NAME 41 System Administration

ACCOUNT	DESCRIPTION	UNRESTRICTED	DESIGNATED AND/OR RESTRICTED					TOTAL
		STATE AND UNIVERSITY GENERATED	CASH	REVOLVING	FEDERAL	AUXILIARIES AND SERVICES	TRUST	
512100	Other Administrators	3,848,277	0	0	0	0	0	3,848,277
513000	Managerial/Professional	1,026,082	0	0	0	0	90,000	1,116,082
514000	Clerical/Technical/Service	322,115	0	0	0	0	49,478	371,593
516000	Student Wages	33,120	0	0	0	0	0	33,120
517000	Supplemental Salaries & Wages	250,000	0	0	0	0	0	250,000
	<b>SUBTOTAL NONFACULTY</b>	<b>5,479,594</b>	<b>0</b>	<b>0</b>	<b>0</b>	<b>0</b>	<b>139,478</b>	<b>5,619,072</b>
	<b>SUBTOTAL SALARIES &amp; WAGES</b>	<b>5,479,594</b>	<b>0</b>	<b>0</b>	<b>0</b>	<b>0</b>	<b>139,478</b>	<b>5,619,072</b>
519100	Retirement Contribution	374,441	0	0	0	0	9,903	384,344
519200	FICA Contribution	359,729	0	0	0	0	9,485	369,214
519300	Health Insurance Contribution	523,363	0	0	0	0	13,948	537,311
519400	Life Insurance Contribution	22,229	0	0	0	0	279	22,508
519800	Workers Compensation	0	0	0	0	0	318	318
	<b>SUBTOTAL BENEFITS</b>	<b>1,279,762</b>	<b>0</b>	<b>0</b>	<b>0</b>	<b>0</b>	<b>33,933</b>	<b>1,313,695</b>
	<b>TOTAL PERSONAL SERVICES</b>	<b>6,759,356</b>	<b>0</b>	<b>0</b>	<b>0</b>	<b>0</b>	<b>173,411</b>	<b>6,932,767</b>
521000	Operating Expense	894,500	0	173,540	0	0	142,080	1,210,120
529000	Utilities	70,000	0	0	0	0	0	70,000
530000	Supplies & Materials	101,500	0	0	0	0	0	101,500
540000	Travel	186,000	0	0	0	0	0	186,000
	<b>TOTAL NET OPERATING EXPENSES</b>	<b>1,252,000</b>	<b>0</b>	<b>173,540</b>	<b>0</b>	<b>0</b>	<b>142,080</b>	<b>1,567,620</b>
	<b>SUB PROGRAM TOTAL</b>	<b>8,011,356</b>	<b>0</b>	<b>173,540</b>	<b>0</b>	<b>0</b>	<b>315,491</b>	<b>8,500,387</b>

**EXPENDITURE SUMMARY**  
**2014-2015 GENERAL OPERATING BUDGET**  
**UNIVERSITY OF NEBRASKA CENTRAL ADMINISTRATION**  
**INCLUDING UNCSN**

SUBPROGRAM #/NAME 42 Nebraska Student Information System

ACCOUNT	DESCRIPTION	UNRESTRICTED	DESIGNATED AND/OR RESTRICTED					TOTAL
		STATE AND UNIVERSITY GENERATED	CASH	REVOLVING	FEDERAL	AUXILIARIES AND SERVICES	TRUST	
513000	Managerial/Professional	1,425,080	0	0	0	0	0	1,425,080
514000	Clerical/Technical/Service	14,560	0	0	0	0	0	14,560
517000	Supplemental Salaries & Wages	50,000	0	0	0	0	0	50,000
	<b>SUBTOTAL NONFACULTY</b>	<b>1,489,640</b>	<b>0</b>	<b>0</b>	<b>0</b>	<b>0</b>	<b>0</b>	<b>1,489,640</b>
	<b>SUBTOTAL SALARIES &amp; WAGES</b>	<b>1,489,640</b>	<b>0</b>	<b>0</b>	<b>0</b>	<b>0</b>	<b>0</b>	<b>1,489,640</b>
519100	Retirement Contribution	96,530	0	0	0	0	0	96,530
519200	FICA Contribution	92,450	0	0	0	0	0	92,450
519300	Health Insurance Contribution	135,958	0	0	0	0	0	135,958
519400	Life Insurance Contribution	2,719	0	0	0	0	0	2,719
	<b>SUBTOTAL BENEFITS</b>	<b>327,657</b>	<b>0</b>	<b>0</b>	<b>0</b>	<b>0</b>	<b>0</b>	<b>327,657</b>
	<b>TOTAL PERSONAL SERVICES</b>	<b>1,817,297</b>	<b>0</b>	<b>0</b>	<b>0</b>	<b>0</b>	<b>0</b>	<b>1,817,297</b>
521000	Operating Expense	1,818,856	0	0	0	0	0	1,818,856
	<b>TOTAL NET OPERATING EXPENSES</b>	<b>1,818,856</b>	<b>0</b>	<b>0</b>	<b>0</b>	<b>0</b>	<b>0</b>	<b>1,818,856</b>
	<b>SUB PROGRAM TOTAL</b>	<b>3,636,153</b>	<b>0</b>	<b>0</b>	<b>0</b>	<b>0</b>	<b>0</b>	<b>3,636,153</b>

**EXPENDITURE SUMMARY**  
**2014-2015 GENERAL OPERATING BUDGET**  
**UNIVERSITY OF NEBRASKA CENTRAL ADMINISTRATION**  
**INCLUDING UNCSN**

SUBPROGRAM #/NAME 44 University-Wide Computing

ACCOUNT	DESCRIPTION	UNRESTRICTED	DESIGNATED AND/OR RESTRICTED					TOTAL
		STATE AND UNIVERSITY GENERATED	CASH	REVOLVING	FEDERAL	AUXILIARIES AND SERVICES	TRUST	
512100	Other Administrators	194,189	0	0	0	0	0	194,189
513000	Managerial/Professional	5,841,098	182,979	0	0	0	0	6,024,077
514000	Clerical/Technical/Service	705,024	0	0	0	0	0	705,024
516000	Student Wages	56,940	0	0	0	0	0	56,940
517000	Supplemental Salaries & Wages	51,500	0	0	0	0	0	51,500
	<b>SUBTOTAL NONFACULTY</b>	<b>6,848,751</b>	<b>182,979</b>	<b>0</b>	<b>0</b>	<b>0</b>	<b>0</b>	<b>7,031,730</b>
	<b>SUBTOTAL SALARIES &amp; WAGES</b>	<b>6,848,751</b>	<b>182,979</b>	<b>0</b>	<b>0</b>	<b>0</b>	<b>0</b>	<b>7,031,730</b>
519100	Retirement Contribution	480,507	12,992	0	0	0	0	493,499
519200	FICA Contribution	460,203	12,442	0	0	0	0	472,645
519300	Health Insurance Contribution	676,768	18,298	0	0	0	0	695,066
519400	Life Insurance Contribution	13,535	366	0	0	0	0	13,901
519800	Workers Compensation	43,124	0	0	0	0	0	43,124
	<b>SUBTOTAL BENEFITS</b>	<b>1,674,137</b>	<b>44,098</b>	<b>0</b>	<b>0</b>	<b>0</b>	<b>0</b>	<b>1,718,235</b>
	<b>TOTAL PERSONAL SERVICES</b>	<b>8,522,888</b>	<b>227,077</b>	<b>0</b>	<b>0</b>	<b>0</b>	<b>0</b>	<b>8,749,965</b>
521000	Operating Expense	2,070,794	365,423	650,000	0	0	0	3,086,217
530000	Supplies & Materials	429,570	0	0	0	0	0	429,570
540000	Travel	147,000	7,500	0	0	0	0	154,500
550000	Capital Outlay	1,391,351	0	0	0	0	0	1,391,351
	<b>TOTAL NET OPERATING EXPENSES</b>	<b>4,038,715</b>	<b>372,923</b>	<b>650,000</b>	<b>0</b>	<b>0</b>	<b>0</b>	<b>5,061,638</b>
	<b>SUB PROGRAM TOTAL</b>	<b>12,561,603</b>	<b>600,000</b>	<b>650,000</b>	<b>0</b>	<b>0</b>	<b>0</b>	<b>13,811,603</b>

**EXPENDITURE SUMMARY**  
**2014-2015 GENERAL OPERATING BUDGET**  
**UNIVERSITY OF NEBRASKA CENTRAL ADMINISTRATION**  
**INCLUDING UNCSN**

SUBPROGRAM #/NAME 46 General Administration

ACCOUNT	DESCRIPTION	UNRESTRICTED	DESIGNATED AND/OR RESTRICTED					TOTAL
		STATE AND UNIVERSITY GENERATED	CASH	REVOLVING	FEDERAL	AUXILIARIES AND SERVICES	TRUST	
512100	Other Administrators	486,002	0	0	0	0	0	486,002
513000	Managerial/Professional	1,192,091	0	0	0	0	78,516	1,270,607
514000	Clerical/Technical/Service	19,681	0	0	0	0	0	19,681
517000	Supplemental Salaries & Wages	693,493	0	0	0	0	0	693,493
	<b>SUBTOTAL NONFACULTY</b>	<b>2,391,267</b>	<b>0</b>	<b>0</b>	<b>0</b>	<b>0</b>	<b>78,516</b>	<b>2,469,783</b>
	<b>SUBTOTAL SALARIES &amp; WAGES</b>	<b>2,391,267</b>	<b>0</b>	<b>0</b>	<b>0</b>	<b>0</b>	<b>78,516</b>	<b>2,469,783</b>
519100	Retirement Contribution	135,846	0	0	0	0	5,448	141,294
519200	FICA Contribution	124,572	0	0	0	0	5,218	129,790
519300	Health Insurance Contribution	182,827	0	0	0	0	7,674	190,501
519400	Life Insurance Contribution	3,656	0	0	0	0	153	3,809
519800	Workers Compensation	0	0	0	0	0	0	0
	<b>SUBTOTAL BENEFITS</b>	<b>446,901</b>	<b>0</b>	<b>0</b>	<b>0</b>	<b>0</b>	<b>18,493</b>	<b>465,394</b>
	<b>TOTAL PERSONAL SERVICES</b>	<b>2,838,168</b>	<b>0</b>	<b>0</b>	<b>0</b>	<b>0</b>	<b>97,009</b>	<b>2,935,177</b>
521000	Operating Expense	12,343,956	0	0	0	0	1,587,500	13,931,456
540000	Travel	30,000	0	0	0	0	0	30,000
	<b>TOTAL NET OPERATING EXPENSES</b>	<b>12,373,956</b>	<b>0</b>	<b>0</b>	<b>0</b>	<b>0</b>	<b>1,587,500</b>	<b>13,961,456</b>
	<b>SUB PROGRAM TOTAL</b>	<b>15,212,124</b>	<b>0</b>	<b>0</b>	<b>0</b>	<b>0</b>	<b>1,684,509</b>	<b>16,896,633</b>



**EXPENDITURE SUMMARY**  
**2014-2015 GENERAL OPERATING BUDGET**  
**UNIVERSITY OF NEBRASKA CENTRAL ADMINISTRATION**  
**INCLUDING UNCSN**

SUBPROGRAM #/NAME 97 Clearing Centers

ACCOUNT	DESCRIPTION	UNRESTRICTED	DESIGNATED AND/OR RESTRICTED					TOTAL
		STATE AND UNIVERSITY GENERATED	CASH	REVOLVING	FEDERAL	AUXILIARIES AND SERVICES	TRUST	
521000	Operating Expense	0	0	0	0	500,000	0	500,000
	<b>TOTAL NET OPERATING EXPENSES</b>	<b>0</b>	<b>0</b>	<b>0</b>	<b>0</b>	<b>500,000</b>	<b>0</b>	<b>500,000</b>
	<b>SUB PROGRAM TOTAL</b>	<b>0</b>	<b>0</b>	<b>0</b>	<b>0</b>	<b>500,000</b>	<b>0</b>	<b>500,000</b>

COST OBJECT LISTING BY SUB PROGRAM  
 2014-2015 GENERAL OPERATING BUDGET  
 UNIVERSITY OF NEBRASKA - LINCOLN  
 Excluding IANR and NCTA

**SUBPROGRAM #/NAME: 01 Academics Affairs**

**UNL-State General Fund-711 State & University Generated/Unrestricted**

COST OBJECT	Dollar	FACULTY		NON FACULTY		EMPLOYEE BENEFITS	PERSONAL SERVICE CREDITS	TOTAL PERSONAL SERVICES	TOTAL OPERATING EXPENSES	TOTAL
		FTE	Dollar	FTE	Dollar					
21-0101-0001 Vice Chancellor Academic Affairs	0	0.00	1,715,618	14.54	357,896	0	2,073,514	-93,241	1,980,273	
21-0101-0004 Diversity Chancellor Pool	245,393	7.50	67,487	0.00	66,172	0	379,052	92,000	471,052	
21-0101-0005 SVCAA Commitments	301,404	0.00	13,451	0.25	65,682	0	380,537	10,749	391,286	
21-0101-0007 Diversity Central Admin Pool	2,805,733	0.00	84,172	0.00	602,862	0	3,492,767	0	3,492,767	
21-0101-0008 VCAA-Distinguished Prof	236,000	0.00	0	0.00	49,232	0	285,232	0	285,232	
21-0101-0010 VCAA-Faculty Pool	767,006	0.00	0	0.00	160,005	0	927,011	0	927,011	
21-0101-0012 VSIP Funding Pool	882,823	0.00	0	0.00	184,166	0	1,066,989	0	1,066,989	
21-0101-5100 POE VCAA-Program Enhancement	0	0.00	52,149	0.00	0	0	52,149	3,080,937	3,133,086	
21-0101-5702 ODE Course Development	0	0.00	0	0.00	0	0	0	4,715,875	4,715,875	
21-0101-5800 VCAA Diff Tuit Temp Holding Acct	177,117	0.00	0	0.00	0	0	177,117	0	177,117	
21-0101-5801 Diff Tuition ASF-CoE	49,242	0.00	0	0.00	0	0	49,242	0	49,242	
21-0101-5802 Diff Tuition ASF-CBA	357,976	0.00	0	0.00	0	0	357,976	0	357,976	
21-0101-5803 Diff Tuition ASF-Arch	84,205	0.00	0	0.00	0	0	84,205	0	84,205	
21-0105-0001 Faculty Senate	0	0.00	63,127	1.00	13,170	0	76,297	16,157	92,454	
21-0108-0002 College Distinguished Tchg Awards	15,000	0.00	0	0.00	3,129	0	18,129	0	18,129	
21-0108-0004 Acad Dist Teachers & Peer Review	17,500	0.00	5,000	0.00	4,694	0	27,194	0	27,194	
21-0111-0001 Honors Pgm	202,547	0.00	345,557	4.80	114,340	0	662,444	1,059	663,503	
21-0111-0004 Honors Pgm-Book Scholarship	0	0.00	0	0.00	0	0	0	611,607	611,607	
21-0111-5101 POE - Honors Pgm	2,113	0.00	67,212	1.20	0	0	69,325	57,514	126,839	
21-0112-0001 Graduate Studies	68,742	1.00	1,148,861	23.71	254,004	0	1,471,607	161,032	1,632,639	
21-0112-0004 Grad Studies Special Reproduction	0	0.00	0	0.00	0	0	0	5,654	5,654	
21-0112-0005 Grad Studies Grambling State	0	0.00	0	0.00	0	0	0	10,000	10,000	
21-0112-0007 ISSO-Intrntl Stdt Scholar Office	0	0.00	211,070	5.00	44,031	0	255,101	41,500	296,601	
21-0116-0001 Public Policy Cnt	0	0.00	150,610	1.00	31,419	0	182,029	0	182,029	
21-0117-0001 Exploratory & Pre-Prof Advising Cnt	0	0.00	5,145	0.00	1,074	0	6,219	20,263	26,482	
21-0117-5801 Explore Center-Diff	0	0.00	321,965	8.00	13,829	0	335,794	11,050	346,844	
21-0123-0001 Undergraduate Programs	0	0.00	318,940	4.40	66,534	0	385,474	22,880	408,354	
21-0123-5101 UG POE-Undergraduate Programs	0	0.00	119,416	1.60	0	0	119,416	98,199	217,615	
21-0123-5801 Undergraduate Programs-Diff	0	0.00	35,875	1.00	0	0	35,875	0	35,875	
21-0124-5101 POE Raikes Schl Comp Sci & Mgm	94,207	0.00	393,376	3.00	0	0	487,583	52,454	540,037	
21-0125-0001 Partnership Degree Pgm	0	0.00	152,200	1.00	31,751	0	183,951	0	183,951	
21-0125-0002 Confucius Institute-SCH	0	0.00	0	0.00	0	0	0	0	0	
21-0127-0001 Career Services	0	0.00	618,950	12.63	129,120	0	748,070	-11,241	736,829	
21-0128-5801 First Year Expr & Transition Progrms-Diff	0	0.00	199,052	4.00	44,370	0	243,422	25,000	268,422	
<b>TOTAL</b>	<b>6,307,008</b>	<b>8.50</b>	<b>6,089,233</b>	<b>87.13</b>	<b>2,237,480</b>	<b>0</b>	<b>14,633,721</b>	<b>8,929,448</b>	<b>23,563,169</b>	

**UNL-State General Fund-711 Revolving/Designated**

COST OBJECT	Dollar	FACULTY		NON FACULTY		EMPLOYEE BENEFITS	PERSONAL SERVICE CREDITS	TOTAL PERSONAL SERVICES	TOTAL OPERATING EXPENSES	TOTAL
		FTE	Dollar	FTE	Dollar					
22-0116-0002 PPC-Service Center Account	67,786	1.00	783,472	12.95	185,752	0	1,037,010	0	1,037,010	
22-0125-0001 Confucius Insti Secondary Funds-Hanban	0	0.00	17,563	0.50	3,833	0	21,396	0	21,396	
22-0127-0002 Internship Services	0	0.00	13,624	0.00	2,973	0	16,597	7,453	24,050	
<b>TOTAL</b>	<b>67,786</b>	<b>1.00</b>	<b>814,659</b>	<b>13.45</b>	<b>192,558</b>	<b>0</b>	<b>1,075,003</b>	<b>7,453</b>	<b>1,082,456</b>	

**UNL-Federal Advance-717 Federal/Restricted**

COST OBJECT	Dollar	FACULTY		NON FACULTY		EMPLOYEE BENEFITS	PERSONAL SERVICE CREDITS	TOTAL PERSONAL SERVICES	TOTAL OPERATING EXPENSES	TOTAL
		FTE	Dollar	FTE	Dollar					
25-0101-0014001 VC Academic Affairs	39,821	0.44	8,535	0.06	10,672	0	59,028	0	59,028	
<b>TOTAL</b>	<b>39,821</b>	<b>0.44</b>	<b>8,535</b>	<b>0.06</b>	<b>10,672</b>	<b>0</b>	<b>59,028</b>	<b>0</b>	<b>59,028</b>	

COST OBJECT LISTING BY SUB PROGRAM  
 2014-2015 GENERAL OPERATING BUDGET  
 UNIVERSITY OF NEBRASKA - LINCOLN  
 Excluding IANR and NCTA

**SUBPROGRAM #/NAME: 01 Academics Affairs**

**UNL-Trust-Grant/Cont/Loan/End-718 Trust/Restricted**

COST OBJECT	Dollar	FACULTY	NON FACULTY		EMPLOYEE BENEFITS	PERSONAL SERVICE CREDITS	TOTAL PERSONAL SERVICES	TOTAL OPERATING EXPENSES	TOTAL
		FTE	Dollar	FTE					
26-0101-0003001 Othmer-NEH Plains Humanities Alliance>	0	0.00	0	0.00	0	0	0	0	0
26-0116-0090002 NEMA Citizen Corp MRC Coordinator	0	0.00	35,903	0.80	7,924	0	43,827	0	43,827
26-0123-0003001 Dean-Undergraduate Studies	0	0.00	281,510	7.00	62,132	0	343,642	0	343,642
<b>TOTAL</b>	<b>0</b>	<b>0.00</b>	<b>317,413</b>	<b>7.80</b>	<b>70,056</b>	<b>0</b>	<b>387,469</b>	<b>0</b>	<b>387,469</b>

**UNL-Auxiliary-719 Auxiliaries & Services/Restricted**

COST OBJECT	Dollar	FACULTY	NON FACULTY		EMPLOYEE BENEFITS	PERSONAL SERVICE CREDITS	TOTAL PERSONAL SERVICES	TOTAL OPERATING EXPENSES	TOTAL
		FTE	Dollar	FTE					
23-0124-0001 Raikes School Master	20,352	0.50	65,749	1.00	18,883	0	104,984	50,000	154,984
23-0124-3001 Raikes Design Studio	156,611	1.43	133,934	2.34	63,719	0	354,264	0	354,264
23-0127-0001 Career Services	0	0.00	195,807	3.25	42,943	0	238,750	35,424	274,174
<b>TOTAL</b>	<b>176,963</b>	<b>1.93</b>	<b>395,490</b>	<b>6.59</b>	<b>125,545</b>	<b>0</b>	<b>697,998</b>	<b>85,424</b>	<b>783,422</b>

**SUB PROGRAM TOTAL      6,591,578                  12      7,625,330                  115      2,636,311                  0      16,853,219                  9,022,325                  25,875,544**

**SUBPROGRAM #/NAME: 02 College of Architecture**

**UNL-State General Fund-711 State & University Generated/Unrestricted**

COST OBJECT	Dollar	FACULTY	NON FACULTY		EMPLOYEE BENEFITS	PERSONAL SERVICE CREDITS	TOTAL PERSONAL SERVICES	TOTAL OPERATING EXPENSES	TOTAL
		FTE	Dollar	FTE					
21-0201-0001 Dean College Of Architecture	0	0.00	348,492	8.11	72,733	0	421,225	13,820	435,045
21-0201-5701 Col of Architecture-Distance Ed	0	0.00	0	0.00	0	0	0	34,146	34,146
21-0202-0001 Architecture General	85,208	0.00	0	0.00	17,775	0	102,983	0	102,983
21-0202-5102 POE Architecture-Visual Literacy	58,202	1.00	16,746	0.00	0	0	74,948	26,978	101,926
21-0202-5801 College Arch Diff Tuition	536,607	0.00	0	0.00	0	0	536,607	0	536,607
21-0202-5810 College Diff	0	0.00	28,965	1.00	0	0	28,965	0	28,965
21-0205-0001 Architecture	1,357,117	15.80	181,398	4.65	320,954	0	1,859,469	0	1,859,469
21-0205-0002 Architecture-Interior Design	239,066	2.90	15,529	0.10	53,111	0	307,706	0	307,706
21-0205-0006 Arch-Landscape Arch	173,059	2.40	23,421	0.18	40,987	0	237,467	0	237,467
21-0206-0001 Community & Regional Planning	296,365	3.96	22,121	0.17	66,439	0	384,925	0	384,925
<b>TOTAL</b>	<b>2,745,624</b>	<b>26.06</b>	<b>636,672</b>	<b>14.21</b>	<b>571,999</b>	<b>0</b>	<b>3,954,295</b>	<b>74,944</b>	<b>4,029,239</b>

**UNL-State General Fund-711 Revolving/Designated**

COST OBJECT	Dollar	FACULTY	NON FACULTY		EMPLOYEE BENEFITS	PERSONAL SERVICE CREDITS	TOTAL PERSONAL SERVICES	TOTAL OPERATING EXPENSES	TOTAL
		FTE	Dollar	FTE					
22-0202-0001 Architecture General Community Studies	0	0.00	0	0.00	0	0	0	216,000	216,000
22-0202-0002 Architecture General Student Tech Fee	0	0.00	0	0.00	0	0	0	45,400	45,400
<b>TOTAL</b>	<b>0</b>	<b>0.00</b>	<b>0</b>	<b>0.00</b>	<b>0</b>	<b>0</b>	<b>0</b>	<b>261,400</b>	<b>261,400</b>

**UNL-Trust-Grant/Cont/Loan/End-718 Trust/Restricted**

COST OBJECT	Dollar	FACULTY	NON FACULTY		EMPLOYEE BENEFITS	PERSONAL SERVICE CREDITS	TOTAL PERSONAL SERVICES	TOTAL OPERATING EXPENSES	TOTAL
		FTE	Dollar	FTE					
26-0201-0006001 Eloise Kruger Collection	0	0.00	23,707	0.60	5,232	0	28,939	0	28,939
<b>TOTAL</b>	<b>0</b>	<b>0.00</b>	<b>23,707</b>	<b>0.60</b>	<b>5,232</b>	<b>0</b>	<b>28,939</b>	<b>0</b>	<b>28,939</b>

**UNL-Auxiliary-719 Auxiliaries & Services/Restricted**

COST OBJECT	Dollar	FACULTY	NON FACULTY		EMPLOYEE BENEFITS	PERSONAL SERVICE CREDITS	TOTAL PERSONAL SERVICES	TOTAL OPERATING EXPENSES	TOTAL
		FTE	Dollar	FTE					
23-0202-0001 Arch Gen-Media Center	0	0.00	2,816	1.00	4,807	0	26,723	43,000	69,723

COST OBJECT LISTING BY SUB PROGRAM  
 2014-2015 GENERAL OPERATING BUDGET  
 UNIVERSITY OF NEBRASKA - LINCOLN  
 Excluding IANR and NCTA

**SUBPROGRAM #/NAME: 02 College of Architecture**

<b>TOTAL</b>	<b>0</b>	<b>0.00</b>	<b>21,916</b>	<b>1.00</b>	<b>4,807</b>	<b>0</b>	<b>26,723</b>	<b>43,000</b>	<b>69,723</b>
<b>SUB PROGRAM TOTAL</b>	<b>2,745,624</b>	<b>26</b>	<b>682,295</b>	<b>16</b>	<b>582,038</b>	<b>0</b>	<b>4,009,957</b>	<b>379,344</b>	<b>4,389,301</b>

**SUBPROGRAM #/NAME: 05 College of Arts and Sciences**

**UNL-State General Fund-711 State & University Generated/Unrestricted**

COST OBJECT	Dollar	FACULTY	NON FACULTY		EMPLOYEE BENEFITS	PERSONAL	TOTAL	TOTAL	TOTAL
		FTE	Dollar	FTE		SERVICE CREDITS	PERSONAL SERVICES	OPERATING EXPENSES	
21-0501-0001 Dean Arts & Sciences	0	0.00	1,674,910	30.54	349,403	0	2,024,313	48,602	2,072,915
21-0501-0012 A&S Business Cooperative	0	0.00	159,682	3.75	33,311	0	192,993	0	192,993
21-0501-5701 A&S Dean-Distance Ed	0	0.00	0	0.00	0	0	0	1,094,399	1,094,399
21-0502-0001 Arts & Science General	2,268,436	22.81	734,034	0.00	626,349	0	3,628,819	-533,608	3,095,211
21-0502-5702 A&S Testing Facility-Online Dist Ed	0	0.00	0	0.00	0	0	0	0	0
21-0505-0001 Anthropology	366,701	5.40	134,309	3.48	104,515	0	605,525	16,995	622,520
21-0506-0001 School Of Biological Sci	3,406,230	37.59	1,635,302	45.79	1,051,714	0	6,093,246	266,062	6,359,308
21-0506-0002 School Of Biological Sci	0	0.00	56,167	1.33	11,717	0	67,884	39,479	107,363
21-0506-0003 Bio Science Special Projects	0	0.00	0	0.00	0	0	0	10,761	10,761
21-0506-5104 POE Bio Sci-Init Ecol/Evol Analysis	73,525	1.00	91,584	0.00	0	0	165,109	0	165,109
21-0507-0001 Ethnic Studies	512,476	7.20	19,897	0.50	111,059	0	643,432	16,291	659,723
21-0508-0001 Center For Biotechnology	51,261	0.27	0	0.00	10,692	0	61,953	35,306	97,259
21-0508-5101 POE Biotech-Bioinformatics	304,515	0.56	26,103	0.19	0	0	330,618	0	330,618
21-0509-0001 Chemistry-Operations	2,558,344	26.14	1,617,603	46.39	871,145	0	5,047,092	249,048	5,296,140
21-0509-0002 Electronic Shop	0	0.00	61,754	1.03	12,882	0	74,636	0	74,636
21-0509-0003 Chemistry Deptl Research Support	85,684	0.96	90,367	3.26	36,726	0	212,777	0	212,777
21-0509-0007 Chem-Instrument Shop	0	0.00	64,222	1.38	13,397	0	77,619	0	77,619
21-0510-0001 Classics	658,102	8.94	94,263	2.65	156,951	0	909,316	13,849	923,165
21-0510-5701 Classics-Distance Ed	0	0.00	0	0.00	0	0	0	0	0
21-0511-0001 Computer Science	1,924,989	16.05	428,435	12.18	490,948	0	2,844,372	43,330	2,887,702
21-0511-5101 POE Comp Sci-Comp Simul	241,281	1.60	136,656	2.00	0	0	377,937	0	377,937
21-0511-5103 POE Comp Sci-Creating Depd End-User Soft	0	0.00	41,888	1.00	0	0	41,888	6,444	48,332
21-0511-5104 POE Comp Sci-Sim Comp IT Telecomm	79,259	1.00	0	0.00	0	0	79,259	0	79,259
21-0511-5105 POE Comp Sci-Faculty Lu & Hochstein	196,439	2.00	0	0.00	0	0	196,439	0	196,439
21-0511-5106 POE Comp Sci-Crtg Dpdp Software-Suing	0	0.00	37,319	0.33	0	0	37,319	0	37,319
21-0512-0001 English	2,725,885	31.85	930,274	27.20	762,711	0	4,418,870	103,362	4,522,232
21-0512-0002 English Prairie Schooner	0	0.00	8,509	0.25	1,776	0	10,285	0	10,285
21-0512-0004 English-Film Studies Support	0	0.00	0	0.00	0	0	0	1,500	1,500
21-0512-0005 English-Temp Instructors	269,979	6.90	0	0.00	56,321	0	326,300	0	326,300
21-0512-0016 Ted Kooser Presidential Support	0	0.00	0	0.00	0	0	0	0	0
21-0512-0018 Humanities on the Edge	0	0.00	0	0.00	0	0	0	2,000	2,000
21-0512-5101 POE English-Cather Studies	144,500	1.70	37,238	0.82	0	0	181,738	1,829	183,567
21-0512-5110 POE English-Digital Rsch	80,167	1.00	0	0.00	0	0	80,167	0	80,167
21-0512-5111 POE Engl-Fac Leadership Writing Init	80,800	1.00	0	0.00	0	0	80,800	0	80,800
21-0514-0001 Geosciences	1,805,723	21.57	392,902	11.00	458,655	0	2,657,280	65,638	2,722,918
21-0514-5102 POE-GeoSci-Water Initiative	79,832	0.69	0	0.00	0	0	79,832	0	79,832
21-0515-0001 Cnt Biological Chemistry	0	0.00	54,027	1.80	11,271	0	65,298	1,600	66,898
21-0516-0001 History	1,970,648	22.00	295,372	7.26	472,714	0	2,738,734	45,017	2,783,751
21-0517-0001 Mathematics & Statistics	3,215,992	36.42	1,146,942	32.88	910,151	0	5,273,085	77,245	5,350,330
21-0517-5701 Math-Distance Ed	0	0.00	0	0.00	0	0	0	0	0
21-0518-0001 Modern Languages	1,296,475	19.75	496,939	15.10	374,123	0	2,167,537	61,390	2,228,927
21-0518-0009 Mod Lang-19th Century French Studies	0	0.00	0	0.00	0	0	0	2,285	2,285
21-0519-0001 Philosophy	872,159	11.40	274,316	6.67	239,166	0	1,385,641	25,367	1,411,008
21-0520-0001 Center on Children Families Law	108,615	0.64	2,400	0.00	23,159	0	134,174	4,307	138,481
21-0521-0001 Physics And Astronomy	2,474,416	24.09	703,135	20.27	662,869	0	3,840,420	93,713	3,934,133

COST OBJECT LISTING BY SUB PROGRAM  
 2014-2015 GENERAL OPERATING BUDGET  
 UNIVERSITY OF NEBRASKA - LINCOLN  
 Excluding IANR and NCTA

**SUBPROGRAM #/NAME: 05 College of Arts and Sciences**

**UNL-State General Fund-711 State & University Generated/Unrestricted**

COST OBJECT	Dollar	FACULTY	NON FACULTY		EMPLOYEE BENEFITS	PERSONAL	TOTAL	TOTAL	TOTAL	
		FTE	Dollar	FTE		SERVICE CREDITS	PERSONAL SERVICES	OPERATING EXPENSES		
21-0521-0003	Physics-Instru Support	63,648	1.00	0	0.00	13,278	0	76,926	7,203	84,129
21-0521-0005	Physics And Astronomy Physics Shops	0	0.00	106,391	1.60	22,194	0	128,585	0	128,585
21-0521-0006	Physics And Astronomy Physics Special	0	0.00	0	0.00	0	0	0	3,451	3,451
21-0521-0008	Physics And Astronomy Equipment Fund	0	0.00	0	0.00	0	0	0	863	863
21-0521-0010	Physics-Chemistry Machine Shop	0	0.00	123,099	3.20	25,677	0	148,776	0	148,776
21-0521-5101	POE Physics-AMO Physics	146,800	1.86	26,161	0.95	0	0	172,961	28,000	200,961
21-0521-5102	POE Physics-Nanoscale Science	381,551	2.00	67,626	0.00	0	0	449,177	103,126	552,303
21-0521-5112	Nanomaterials POE	72,952	1.00	0	0.00	0	0	72,952	0	72,952
21-0522-0001	Political Science	1,134,705	13.47	292,106	7.58	297,647	0	1,724,458	39,296	1,763,754
21-0522-5103	POE-Pol Sci-Water Initiative	37,383	0.44	0	0.00	0	0	37,383	0	37,383
21-0522-5701	Pol Sci-Distance Ed	0	0.00	0	0.00	0	0	0	0	0
21-0523-0001	Psychology	2,147,337	22.29	477,492	13.20	547,565	0	3,172,394	82,208	3,254,602
21-0523-5102	POE Psychology-Law & Psychology	23,922	0.33	0	0.00	0	0	23,922	20,000	43,922
21-0523-5104	POE Psychology-Belli	99,715	1.00	0	0.00	0	0	99,715	0	99,715
21-0523-5701	Psych-Distance Ed	0	0.00	0	0.00	0	0	0	0	0
21-0524-0001	Sociology	1,112,515	12.72	358,531	10.10	306,875	0	1,777,921	37,878	1,815,799
21-0524-0006	Soc-Bureau Sociological Rsch	0	0.00	28,048	0.75	5,852	0	33,900	0	33,900
21-0524-5102	POE Soc-Falci	95,717	1.38	23,608	0.00	0	0	119,325	3,300	122,625
21-0524-5103	POE Soc-Olson	76,618	1.00	0	0.00	0	0	76,618	0	76,618
21-0525-0001	Communication Studies	652,862	7.75	321,802	8.25	203,324	0	1,177,988	24,731	1,202,719
21-0525-0002	Comm Studies-Debate	0	0.00	0	0.00	0	0	0	22,444	22,444
21-0526-0001	Center Great Plains Study	30,977	0.50	66,822	1.90	20,402	0	118,201	36,782	154,983
21-0528-0001	Nat Res Sci-A/S	152,841	1.53	0	0.00	31,884	0	184,725	2,758	187,483
21-0528-0002	SNR-Geography	252,892	3.00	136,279	4.61	81,186	0	470,357	17,296	487,653
21-0529-0001	Environmental Studies	0	0.00	26,507	0.50	5,529	0	32,036	7,040	39,076
21-0533-0001	Global Studies	0	0.00	62,189	1.50	12,973	0	75,162	3,828	78,990
21-0534-0001	Judaic Studies	0	0.00	7,326	0.25	1,529	0	8,855	2,081	10,936
21-0536-0001	Center for Science/Math/Comp Ed	31,643	0.45	164,839	3.33	40,989	0	237,471	28,021	265,492
21-0536-5101	POE CSMCE-Teach & Learning Seed Grants	185,530	1.44	74,884	2.00	0	0	260,414	18,072	278,486
21-0536-5102	POE CSMCE-NU Teach	56,893	0.69	23,330	0.50	0	0	80,223	19,949	100,172
21-0536-5104	POE CSMCE-NU Teach Entomology	55,361	0.63	0	0.00	0	0	55,361	0	55,361
21-0537-0001	Women's Studies	145,111	2.45	57,116	1.00	42,188	0	244,415	6,478	250,893
21-0544-0001	Gallup Research Center	83,509	0.75	0	0.00	17,420	0	100,929	0	100,929
21-0544-5101	POE SRAM/Gallup	0	0.00	59,281	1.25	0	0	59,281	88,625	147,906
21-0544-5102	POE SRAM/GRC	203,970	1.00	10,000	0.00	0	0	213,970	0	213,970
21-0545-0001	Plant Science-A&S	104,436	0.94	36,903	1.25	29,485	0	170,824	67,450	238,274
21-0548-0001	Statistics	384,006	4.14	137,994	4.75	108,894	0	630,894	2,502	633,396
21-0590-0001	Cr English as Second Language	115,272	11.84	19,398	0.00	27,685	0	162,355	0	162,355
21-0590-0002	Advance Cr Intensive Engl Pgm	0	0.00	0	0.00	0	0	0	0	0
<b>TOTAL</b>	<b>35,700,599</b>	<b>406.13</b>	<b>14,154,281</b>	<b>347.51</b>	<b>9,696,301</b>	<b>0</b>	<b>59,551,181</b>	<b>2,465,593</b>	<b>62,016,774</b>	

**UNL-State General Fund-711 Revolving/Designated**

COST OBJECT	Dollar	FACULTY	NON FACULTY		EMPLOYEE BENEFITS	PERSONAL	TOTAL	TOTAL	TOTAL	
		FTE	Dollar	FTE		SERVICE CREDITS	PERSONAL SERVICES	OPERATING EXPENSES		
22-0501-0001	Student Tech Revl-A&S Dean's Office	0	0.00	162,836	4.50	35,533	0	198,369	500	198,869
22-0501-0011	A&S Advising-Placement Fees	0	0.00	2,442	0.06	532	0	2,974	0	2,974
22-0501-0012	Oldfather Bus Coop Srv Cnt	0	0.00	11,321	0.25	2,470	0	13,791	0	13,791
22-0502-0004	A&S College Testing Facility	0	0.00	0	0.00	0	0	0	6,500	6,500
22-0505-0001	Anthropology Lab Fees	0	0.00	0	0.00	0	0	0	3,000	3,000
22-0505-0005	Anthropology Field School	0	0.00	0	0.00	0	0	0	3,000	3,000
				<b>269</b>						

COST OBJECT LISTING BY SUB PROGRAM  
 2014-2015 GENERAL OPERATING BUDGET  
 UNIVERSITY OF NEBRASKA - LINCOLN  
 Excluding IANR and NCTA

**SUBPROGRAM #/NAME: 05 College of Arts and Sciences**

**UNL-State General Fund-711 Revolving/Designated**

COST OBJECT	Dollar	FACULTY	NON FACULTY		EMPLOYEE BENEFITS	PERSONAL	TOTAL	TOTAL	TOTAL
		FTE	Dollar	FTE		SERVICE CREDITS	PERSONAL SERVICES	OPERATING EXPENSES	
22-0506-0001	0	0.00	0	0.00	0	0	0	39,621	39,621
22-0506-0006	0	0.00	0	0.00	0	0	0	4,000	4,000
22-0506-0010	0	0.00	53,440	1.00	11,661	0	65,101	20,000	85,101
22-0508-0011	0	0.00	49,082	1.00	10,709	0	59,791	0	59,791
22-0509-0001	3,570	0.04	3,214	0.06	1,480	0	8,264	77,592	85,856
22-0509-0002	3,834	0.04	117,496	2.00	26,476	0	147,806	47,742	195,548
22-0509-0005	0	0.00	0	0.00	0	0	0	102,611	102,611
22-0509-0007	0	0.00	12,399	0.21	2,705	0	15,104	15,000	30,104
22-0509-0008	0	0.00	26,320	1.00	5,744	0	32,064	70,728	102,792
22-0511-0002	0	0.00	0	0.00	0	0	0	46,500	46,500
22-0511-0005	0	0.00	261,434	4.00	57,048	0	318,482	10,000	328,482
22-0512-0001	0	0.00	0	0.00	0	0	0	2,500	2,500
22-0512-0002	0	0.00	11,654	0.30	2,543	0	14,197	0	14,197
22-0512-0005	0	0.00	0	0.00	0	0	0	10,000	10,000
22-0512-0006	0	0.00	0	0.00	0	0	0	1,700	1,700
22-0512-0008	0	0.00	0	0.00	0	0	0	1,500	1,500
22-0512-0009	0	0.00	0	0.00	0	0	0	27,000	27,000
22-0512-1003	0	0.00	15,759	0.50	3,438	0	19,197	15,000	34,197
22-0512-1004	0	0.00	0	0.00	0	0	0	3,300	3,300
22-0512-1005	0	0.00	0	0.00	0	0	0	11,000	11,000
22-0512-1006	0	0.00	0	0.00	0	0	0	6,500	6,500
22-0512-1008	0	0.00	1,604	0.00	350	0	1,954	0	1,954
22-0514-0006	0	0.00	0	0.00	0	0	0	14,420	14,420
22-0515-0001	0	0.00	0	0.00	0	0	0	9,000	9,000
22-0516-0002	0	0.00	0	0.00	0	0	0	10,000	10,000
22-0517-0005	0	0.00	0	0.00	0	0	0	7,500	7,500
22-0517-0006	0	0.00	43,833	0.00	9,565	0	53,398	2,687	56,085
22-0518-0004	0	0.00	0	0.00	0	0	0	6,315	6,315
22-0521-0001	0	0.00	0	0.00	0	0	0	11,264	11,264
22-0521-0003	0	0.00	0	0.00	0	0	0	15,867	15,867
22-0521-0005	0	0.00	26,601	0.40	5,803	0	32,404	38,495	70,899
22-0521-0006	0	0.00	43,059	0.98	9,400	0	52,459	0	52,459
22-0521-0007	0	0.00	36,968	0.67	8,066	0	45,034	8,528	53,562
22-0522-0002	0	0.00	27,316	0.75	5,960	0	33,276	0	33,276
22-0523-0001	0	0.00	255,003	18.00	55,645	0	310,648	134,014	444,662
22-0523-0002	0	0.00	9,298	0.35	2,029	0	11,327	17,374	28,701
22-0523-0003	0	0.00	80,049	2.50	17,467	0	97,516	24,000	121,516
22-0523-0004	0	0.00	24,774	0.00	5,406	0	30,180	12,694	42,874
22-0523-0006	0	0.00	13,686	0.00	2,986	0	16,672	4,480	21,152
22-0524-0001	0	0.00	385,210	12.20	84,057	0	469,267	25,899	495,166
22-0524-0003	0	0.00	0	0.00	0	0	0	1,000	1,000
22-0525-0001	0	0.00	0	0.00	0	0	0	36,000	36,000
22-0525-0002	0	0.00	20,127	1.32	4,392	0	24,519	2,000	26,519
22-0526-0002	0	0.00	0	0.00	0	0	0	15,000	15,000
<b>TOTAL</b>	<b>7,404</b>	<b>0.08</b>	<b>1,694,925</b>	<b>52.04</b>	<b>371,465</b>	<b>0</b>	<b>2,073,794</b>	<b>921,831</b>	<b>2,995,625</b>

**UNL-Federal Letter of Credit-716 Federal/Restricted**

COST OBJECT	Dollar	FACULTY	NON FACULTY		EMPLOYEE BENEFITS	PERSONAL	TOTAL	TOTAL	TOTAL
		FTE	Dollar	FTE		SERVICE CREDITS	PERSONAL SERVICES	OPERATING EXPENSES	
24-0506-0022001	0	0.00	0	0.00	0	0	0	0	0
			270						

COST OBJECT LISTING BY SUB PROGRAM  
 2014-2015 GENERAL OPERATING BUDGET  
 UNIVERSITY OF NEBRASKA - LINCOLN  
 Excluding IANR and NCTA

**SUBPROGRAM #/NAME: 05 College of Arts and Sciences**

**UNL-Federal Letter of Credit-716 Federal/Restricted**

COST OBJECT	Dollar	FACULTY	NON FACULTY		EMPLOYEE BENEFITS	PERSONAL SERVICE CREDITS	TOTAL PERSONAL SERVICES	TOTAL OPERATING EXPENSES	TOTAL
		FTE	Dollar	FTE					
24-0520-0154001 CCFL	99,000	1.00	43,000	1.00	31,341	0	173,341	0	173,341
24-0520-0154002 ACYG Iowa Parent Partner	0	0.00	54,366	1.00	11,999	0	66,365	0	66,365
24-0520-0154005 ACYG Ohio Project	95,000	1.00	0	0.00	20,968	0	115,968	0	115,968
24-0523-0082001 Psychology	0	0.00	65,928	2.00	14,551	0	80,479	0	80,479
24-0524-0053001 SOCIOLOGY	0	0.00	61,697	1.00	13,617	0	75,314	0	75,314
24-0549-0028201 NIH Yr 3 Kaposar Sarcoma & Herpesvirus	0	0.00	27,897	0.63	6,157	0	34,054	0	34,054
24-0549-0032001 NE Center for Virology	0	0.00	18,796	0.50	4,148	0	22,944	0	22,944
24-0549-0032003 NIH SI supplement China Collaboration	0	0.00	9,399	0.25	2,076	0	11,475	0	11,475
24-0549-0034002 NE Center for Virology	0	0.00	13,429	0.25	2,963	0	16,392	0	16,392
<b>TOTAL</b>	<b>194,000</b>	<b>2.00</b>	<b>294,512</b>	<b>6.63</b>	<b>107,820</b>	<b>0</b>	<b>596,332</b>	<b>0</b>	<b>596,332</b>

**UNL-Federal Advance-717 Federal/Restricted**

COST OBJECT	Dollar	FACULTY	NON FACULTY		EMPLOYEE BENEFITS	PERSONAL SERVICE CREDITS	TOTAL PERSONAL SERVICES	TOTAL OPERATING EXPENSES	TOTAL
		FTE	Dollar	FTE					
25-0509-0070005 EPSCoR	0	0.00	17,791	0.50	3,926	0	21,717	0	21,717
25-0511-0081001 Computer Science	0	0.00	0	0.00	0	0	0	0	0
25-0511-0085006 AFSOR Cohen Safeguarding Software	0	0.00	54,790	1.00	12,092	0	66,882	0	66,882
25-0511-0092001 Computer Science	0	0.00	0	0.00	0	0	0	0	0
25-0512-0025001 English	32,735	0.56	0	0.00	7,224	0	39,959	0	39,959
25-0520-0003001 CCFL	0	0.00	0	0.00	0	0	0	0	0
25-0520-0004001 CCFL	0	0.00	108,232	2.00	23,888	0	132,120	0	132,120
25-0521-0103009 DOE Laser Produced Coherent Source	0	0.00	22,387	0.55	4,942	0	27,329	0	27,329
25-0521-0136001 Physics & Astronomy	0	0.00	0	0.00	0	0	0	0	0
25-0521-0158001 Physics & Astronomy	0	0.00	107,223	2.00	23,665	0	130,888	0	130,888
25-0521-0161001 Physics & Astronomy	0	0.00	32,384	0.50	7,148	0	39,532	0	39,532
25-0521-0172001 Physics & Astronomy	0	0.00	36,827	1.00	8,129	0	44,956	0	44,956
25-0536-0011001 Center for Science/Math/Comp Ed	0	0.00	0	0.00	0	0	0	0	0
25-0550-0001001 NSF - ANDRILL	0	0.00	154,679	1.00	34,139	0	188,818	0	188,818
25-0550-0003001 Andrill	0	0.00	0	0.00	0	0	0	0	0
<b>TOTAL</b>	<b>32,735</b>	<b>0.56</b>	<b>534,313</b>	<b>8.55</b>	<b>125,153</b>	<b>0</b>	<b>692,201</b>	<b>0</b>	<b>692,201</b>

**UNL-Trust-Grant/Cont/Loan/End-718 Trust/Restricted**

COST OBJECT	Dollar	FACULTY	NON FACULTY		EMPLOYEE BENEFITS	PERSONAL SERVICE CREDITS	TOTAL PERSONAL SERVICES	TOTAL OPERATING EXPENSES	TOTAL
		FTE	Dollar	FTE					
26-0511-0043001 Jensen/Othmer Chair - Rothermel	5,000	0.00	0	0.00	1,105	0	6,105	0	6,105
26-0511-0044001 Othmer Match/Jensen Chair-Rothermel	5,000	0.00	0	0.00	1,105	0	6,105	0	6,105
26-0511-0104003 Computer Science	0	0.00	142,025	2.00	31,346	0	173,371	0	173,371
26-0511-0104005 Computer Science	0	0.00	73,851	1.00	16,300	0	90,151	0	90,151
26-0511-0109001 Computer Science	106,575	1.00	32,384	0.50	30,669	0	169,628	0	169,628
26-0512-0014001 Hillegas/Othmer Chair-Price; Kenneth	7,500	0.00	0	0.00	1,656	0	9,156	0	9,156
26-0512-0014002 Hillegas/Othmer Operating-Price; Kenneth	26,520	0.50	0	0.00	5,854	0	32,374	0	32,374
26-0512-0015001 Othmer Match-Price; Kenneth	7,500	0.00	0	0.00	1,656	0	9,156	0	9,156
26-0512-0036001 Poetry Fdn American Life in Poetry proje	0	0.00	17,271	0.50	3,812	0	21,083	0	21,083
26-0514-0031001 Coffman/Othmer Prof-Fielding; Chris	5,000	0.00	0	0.00	1,105	0	6,105	0	6,105
26-0514-0032001 Othmer Match-Fielding; Chris	5,000	0.00	0	0.00	1,105	0	6,105	0	6,105
26-0516-0010001 Thompson/Othmer Prof-Borstelmann; Thomas	5,000	0.00	0	0.00	1,105	0	6,105	0	6,105
26-0516-0011001 Othmer Match for Thompson Fund-Borstelma	5,000	0.00	0	0.00	1,105	0	6,105	0	6,105
26-0516-0018001 Angle/Othmer Prof-Thomas	5,000	0.00	0	0.00	1,105	0	6,105	0	6,105
26-0516-0019001 Othmer Match for Angle Fund-Thomas	5,000	0.00	0	0.00	1,105	0	6,105	0	6,105
26-0517-0030001 Jensen/Othmer Chair-Avramov; Luchezar	7,500	0.00	271 <sup>0</sup>	0.00	1,656	0	9,156	0	9,156

COST OBJECT LISTING BY SUB PROGRAM  
 2014-2015 GENERAL OPERATING BUDGET  
 UNIVERSITY OF NEBRASKA - LINCOLN  
 Excluding IANR and NCTA

**SUBPROGRAM #/NAME: 05 College of Arts and Sciences**

**UNL-Trust-Grant/Cont/Loan/End-718 Trust/Restricted**

COST OBJECT	Dollar	FACULTY	NON FACULTY		EMPLOYEE BENEFITS	PERSONAL	TOTAL	TOTAL	TOTAL
		FTE	Dollar	FTE		SERVICE CREDITS	PERSONAL SERVICES	OPERATING EXPENSES	
26-0517-0031001	7,500	0.00	0	0.00	1,656	0	9,156	0	9,156
26-0518-0002001	0	0.00	61,984	1.75	13,681	0	75,665	0	75,665
26-0519-0002001	3,000	0.00	0	0.00	661	0	3,661	0	3,661
26-0519-0003001	3,000	0.00	0	0.00	661	0	3,661	0	3,661
26-0520-0119001	355,411	3.24	1,270,791	27.10	358,919	0	1,985,121	0	1,985,121
26-0520-0154002	0	0.00	0	0.00	0	0	0	0	0
26-0520-0157002	0	0.00	0	0.00	0	0	0	0	0
26-0520-0158002	0	0.00	0	0.00	0	0	0	0	0
26-0520-0168001	0	0.00	70,878	1.75	15,644	0	86,522	0	86,522
26-0520-0182001	0	0.00	136,818	3.00	30,196	0	167,014	0	167,014
26-0520-0183001	0	0.00	116,095	2.00	25,623	0	141,718	0	141,718
26-0520-0184001	159,000	2.00	0	0.00	35,093	0	194,093	0	194,093
26-0520-0186001	0	0.00	109,135	2.00	24,087	0	133,222	0	133,222
26-0520-0187001	0	0.00	45,084	1.00	9,951	0	55,035	0	55,035
26-0521-0054001	7,500	0.00	0	0.00	1,656	0	9,156	0	9,156
26-0521-0055001	7,500	0.00	0	0.00	1,656	0	9,156	0	9,156
26-0521-0129001	0	0.00	33,971	1.00	7,498	0	41,469	0	41,469
26-0521-0136001	0	0.00	99,080	2.00	21,868	0	120,948	0	120,948
26-0524-0024001	5,000	0.00	0	0.00	1,105	0	6,105	0	6,105
26-0524-0025001	5,000	0.00	0	0.00	1,105	0	6,105	0	6,105
26-0524-0074001	0	0.00	216,238	7.50	47,726	0	263,964	0	263,964
26-0524-0080001	0	0.00	38,160	1.00	8,423	0	46,583	0	46,583
26-0524-0082001	0	0.00	45,000	1.00	9,932	0	54,932	0	54,932
26-0526-0052001	0	0.00	10,000	0.00	2,206	0	12,206	0	12,206
26-0536-0020001	57,977	0.75	0	0.00	12,797	0	70,774	0	70,774
26-0536-0024001	47,338	0.56	0	0.00	10,449	0	57,787	0	57,787
26-0549-0031001	0	0.00	9,399	0.25	2,076	0	11,475	0	11,475
26-0549-0034001	0	0.00	32,307	1.00	7,131	0	39,438	0	39,438
27-0502-0009001	7,500	0.00	0	0.00	1,656	0	9,156	0	9,156
27-0506-0008001	15,000	0.00	0	0.00	3,311	0	18,311	0	18,311
27-0506-0020001	10,000	0.00	0	0.00	2,206	0	12,206	0	12,206
27-0509-0045001	15,000	0.00	0	0.00	3,311	0	18,311	0	18,311
27-0509-0060001	15,000	0.00	0	0.00	3,311	0	18,311	0	18,311
27-0510-0005001	15,000	0.00	0	0.00	3,311	0	18,311	0	18,311
27-0510-0007001	2,500	0.00	0	0.00	552	0	3,052	0	3,052
27-0512-0002001	10,000	0.00	0	0.00	2,206	0	12,206	0	12,206
27-0512-0009001	15,000	0.00	0	0.00	3,311	0	18,311	0	18,311
27-0512-0012001	10,000	0.00	0	0.00	2,206	0	12,206	0	12,206
27-0512-0015001	10,000	0.00	0	0.00	2,206	0	12,206	0	12,206
27-0512-0027001	0	0.00	1,562	0.03	345	0	1,907	0	1,907
27-0514-0003001	5,000	0.00	0	0.00	1,105	0	6,105	0	6,105
27-0514-0006001	7,500	0.00	0	0.00	1,656	0	9,156	0	9,156
27-0514-0107001	15,000	0.00	0	0.00	3,311	0	18,311	0	18,311
27-0516-0002001	5,000	0.00	0	0.00	1,105	0	6,105	0	6,105
27-0516-0004001	10,000	0.00	0	0.00	2,206	0	12,206	0	12,206
27-0516-0006001	10,000	0.00	0	0.00	2,206	0	12,206	0	12,206
27-0516-0009001	10,000	0.00	0	0.00	2,206	0	12,206	0	12,206
27-0516-0012001	10,000	0.00	0	0.00	2,206	0	12,206	0	12,206
27-0516-0013001	5,000	0.00	0	0.00	1,105	0	6,105	0	6,105
27-0517-0001001	5,150	0.00	0	0.00	1,137	0	6,287	0	6,287
27-0518-0011001	10,000	0.00	272	0.00	2,206	0	12,206	0	12,206



COST OBJECT LISTING BY SUB PROGRAM  
 2014-2015 GENERAL OPERATING BUDGET  
 UNIVERSITY OF NEBRASKA - LINCOLN  
 Excluding IANR and NCTA

**SUBPROGRAM #/NAME: 05 College of Arts and Sciences**

**UNL-Trust-Grant/Cont/Loan/End-718 Trust/Restricted**

COST OBJECT	Dollar	FACULTY		NON FACULTY		EMPLOYEE BENEFITS	PERSONAL SERVICE CREDITS	TOTAL PERSONAL SERVICES	TOTAL OPERATING EXPENSES	TOTAL
		FTE	Dollar	FTE	Dollar					
27-0521-0001001	15,000	0.00	0	0.00	0	3,311	0	18,311	0	18,311
27-0521-0011001	15,000	0.00	0	0.00	0	3,311	0	18,311	0	18,311
27-0521-0021001	15,000	0.00	0	0.00	0	3,311	0	18,311	0	18,311
27-0522-0005001	10,000	0.00	0	0.00	0	2,206	0	12,206	0	12,206
27-0523-0085001	15,000	0.00	0	0.00	0	3,311	0	18,311	0	18,311
27-0524-0004001	10,000	0.00	0	0.00	0	2,206	0	12,206	0	12,206
27-0526-0001001	0	0.00	58,372	1.38	12,884	0	0	71,256	0	71,256
27-0526-0008001	0	0.00	41,206	0.80	9,095	0	0	50,301	0	50,301
27-0544-0001001	25,000	0.00	0	0.00	5,520	0	0	30,520	0	30,520
<b>TOTAL</b>	<b>1,176,471</b>	<b>8.05</b>	<b>2,661,611</b>	<b>58.56</b>	<b>847,125</b>	<b>0</b>	<b>0</b>	<b>4,685,207</b>	<b>0</b>	<b>4,685,207</b>

**UNL-Auxiliary-719 Auxiliaries & Services/Restricted**

COST OBJECT	Dollar	FACULTY		NON FACULTY		EMPLOYEE BENEFITS	PERSONAL SERVICE CREDITS	TOTAL PERSONAL SERVICES	TOTAL OPERATING EXPENSES	TOTAL
		FTE	Dollar	FTE	Dollar					
23-0506-0001	0	0.00	0	0.00	0	0	0	0	58,816	58,816
23-0590-0001	180,580	5.00	175,388	3.75	78,068	0	0	434,036	53,208	487,244
<b>TOTAL</b>	<b>180,580</b>	<b>5.00</b>	<b>175,388</b>	<b>3.75</b>	<b>78,068</b>	<b>0</b>	<b>0</b>	<b>434,036</b>	<b>112,024</b>	<b>546,060</b>

**SUB PROGRAM TOTAL    37,291,789            422    19,515,030            477    11,225,932            0    68,032,751            3,499,448            71,532,199**

**SUBPROGRAM #/NAME: 06 College of Business Administration**

**UNL-State General Fund-711 State & University Generated/Unrestricted**

COST OBJECT	Dollar	FACULTY		NON FACULTY		EMPLOYEE BENEFITS	PERSONAL SERVICE CREDITS	TOTAL PERSONAL SERVICES	TOTAL OPERATING EXPENSES	TOTAL
		FTE	Dollar	FTE	Dollar					
21-0601-0001	215,757	0.00	1,591,467	24.28	377,005	0	2,184,229	75,776	0	2,260,005
21-0601-5101	126,286	0.57	0	0.00	0	0	126,286	0	0	126,286
21-0601-5102	83,145	0.39	42,211	0.20	0	0	125,356	0	0	125,356
21-0601-5701	0	0.00	0	0.00	0	0	0	1,603,040	0	1,603,040
21-0601-5702	0	0.00	0	0.00	0	0	0	0	0	0
21-0602-0001	0	0.00	52,617	0.00	10,977	0	63,594	177,859	0	241,453
21-0602-5801	2,955,189	12.00	919,254	15.95	0	0	3,874,443	0	0	3,874,443
21-0605-0001	89,057	0.90	102,421	2.76	39,944	0	231,422	0	0	231,422
21-0606-0001	1,547,509	9.40	237,965	6.85	372,468	0	2,157,942	0	0	2,157,942
21-0607-0001	1,390,008	11.90	255,325	7.45	343,233	0	1,988,566	0	0	1,988,566
21-0608-0001	1,447,309	9.00	111,971	4.60	325,281	0	1,884,561	0	0	1,884,561
21-0608-0002	234,770	2.60	13,580	0.50	51,808	0	300,158	0	0	300,158
21-0609-0001	1,940,647	14.41	194,414	7.50	445,395	0	2,580,456	0	0	2,580,456
21-0609-0002	0	0.00	99,520	1.98	20,760	0	120,280	27,676	0	147,956
21-0609-5101	146,821	1.00	0	0.00	0	0	146,821	0	0	146,821
21-0610-0001	1,423,711	10.40	197,791	5.40	338,261	0	1,959,763	0	0	1,959,763
21-0610-0002	0	0.00	52,403	3.10	10,931	0	63,334	6,581	0	69,915
21-0611-0001	192,676	1.00	865	0.00	40,374	0	233,915	0	0	233,915
21-0611-0002	46,152	0.56	51,398	1.00	20,349	0	117,899	0	0	117,899
<b>TOTAL</b>	<b>11,839,037</b>	<b>74.13</b>	<b>3,923,202</b>	<b>81.57</b>	<b>2,396,786</b>	<b>0</b>	<b>18,159,025</b>	<b>1,890,932</b>	<b>0</b>	<b>20,049,957</b>

**UNL-State General Fund-711 Revolving/Designated**

COST OBJECT	Dollar	FACULTY		NON FACULTY		EMPLOYEE BENEFITS	PERSONAL SERVICE CREDITS	TOTAL PERSONAL SERVICES	TOTAL OPERATING EXPENSES	TOTAL
		FTE	Dollar	FTE	Dollar					

COST OBJECT LISTING BY SUB PROGRAM  
 2014-2015 GENERAL OPERATING BUDGET  
 UNIVERSITY OF NEBRASKA - LINCOLN  
 Excluding IANR and NCTA

**SUBPROGRAM #/NAME: 06 College of Business Administration**

**UNL-State General Fund-711 Revolving/Designated**

COST OBJECT	Dollar	FACULTY	NON FACULTY		EMPLOYEE BENEFITS	PERSONAL SERVICE CREDITS	TOTAL PERSONAL SERVICES	TOTAL OPERATING EXPENSES	TOTAL
		FTE	Dollar	FTE					
22-0602-0001 CBA Gen-Student Tech Fee	0	0.00	0	0.00	0	0	0	120,000	120,000
22-0602-0002 Bus Adm Gen-Lab Fees	0	0.00	0	0.00	0	0	0	35,000	35,000
22-0602-0003 CBA Gen-ITS Core Op	0	0.00	0	0.00	0	0	0	40,000	40,000
22-0605-0001 Bureau Business Research Publications	0	0.00	12,667	0.40	2,765	0	15,432	7,000	22,432
<b>TOTAL</b>	<b>0</b>	<b>0.00</b>	<b>12,667</b>	<b>0.40</b>	<b>2,765</b>	<b>0</b>	<b>15,432</b>	<b>202,000</b>	<b>217,432</b>

**UNL-State General Fund-711 Cash & Student Contracts/Designated**

COST OBJECT	Dollar	FACULTY	NON FACULTY		EMPLOYEE BENEFITS	PERSONAL SERVICE CREDITS	TOTAL PERSONAL SERVICES	TOTAL OPERATING EXPENSES	TOTAL
		FTE	Dollar	FTE					
21-0601-4000 Dean Col Business Administration F&A	0	0.00	0	0.00	0	0	0	0	0
<b>TOTAL</b>	<b>0</b>	<b>0.00</b>	<b>0</b>	<b>0.00</b>	<b>0</b>	<b>0</b>	<b>0</b>	<b>0</b>	<b>0</b>

**UNL-Trust-Grant/Cont/Loan/End-718 Trust/Restricted**

COST OBJECT	Dollar	FACULTY	NON FACULTY		EMPLOYEE BENEFITS	PERSONAL SERVICE CREDITS	TOTAL PERSONAL SERVICES	TOTAL OPERATING EXPENSES	TOTAL
		FTE	Dollar	FTE					
26-0601-0001001 Business Administration Writing Lab	0	0.00	118,224	2.00	26,094	0	144,318	0	144,318
26-0606-0012001 School of Accountancy	45,000	0.00	0	0.00	9,933	0	54,933	0	54,933
26-0609-0012001 Stewart/Othmer Prof-Olson; David	19,000	0.00	0	0.00	4,196	0	23,196	0	23,196
26-0609-0013001 Othmer Match-Olson; David	19,000	0.00	0	0.00	4,195	0	23,195	0	23,195
26-0609-0021001 Hawks/Othmer Prof-Gardner; William	25,000	0.00	0	0.00	5,520	0	30,520	0	30,520
26-0609-0022001 Othmer Match-Gardner; William	15,984	0.00	0	0.00	3,527	0	19,511	0	19,511
27-0601-0018001 Stuart CBA Dean-Milligan	0	0.00	43,108	0.12	9,516	0	52,624	0	52,624
27-0601-0020001 Gupta Inst Small Business Mgmt	0	0.00	23,000	0.00	5,076	0	28,076	0	28,076
27-0606-0004001 Raymond C Dein College Prof-Smith; David	5,000	0.00	0	0.00	1,105	0	6,105	0	6,105
27-0606-0005001 Deloitte & Touche Col Prof-Smith; David	5,000	0.00	0	0.00	1,105	0	6,105	0	6,105
27-0606-0006001 Kpmg/Peat Marwick Col Prof-Brown	5,000	0.00	0	0.00	1,105	0	6,105	0	6,105
27-0606-0007001 Faulkner Honored Service Prof-Goebel	10,000	0.00	0	0.00	2,206	0	12,206	0	12,206
27-0606-0010001 School of Accountancy	20,000	0.00	0	0.00	4,416	0	24,416	0	24,416
27-0607-0002001 Paul C Burmeister Col Prof-Macphee	5,000	0.00	0	0.00	1,105	0	6,105	0	6,105
27-0607-0004001 Nelson College Professor-Lamphear	15,000	0.00	0	0.00	3,311	0	18,311	0	18,311
27-0607-0006001 James & Helen Hanson College Prof-Schmid	10,000	0.00	0	0.00	2,206	0	12,206	0	12,206
27-0607-0007001 Baird Family Prof-Anderson; John	15,000	0.00	0	0.00	3,311	0	18,311	0	18,311
27-0607-0020001 Economics	15,000	0.00	0	0.00	3,311	0	18,311	0	18,311
27-0608-0005001 Marshall College Prof-Peterson	5,000	0.00	0	0.00	1,105	0	6,105	0	6,105
27-0608-0006001 Nebr Bankers Assn Col Prof-Karels	5,000	0.00	0	0.00	1,105	0	6,105	0	6,105
27-0608-0008001 Faulkner College Prof-Ramsay	10,000	0.00	0	0.00	2,206	0	12,206	0	12,206
27-0608-0014001 Hayes Chair Actuarial Science-Luckner	20,000	0.00	0	0.00	4,416	0	24,416	0	24,416
27-0608-0017001 Finance	29,384	0.00	0	0.00	6,486	0	35,870	0	35,870
27-0608-0022001 Finance	15,000	0.00	0	0.00	3,311	0	18,311	0	18,311
27-0608-0023001 Finance	10,000	0.00	0	0.00	2,206	0	12,206	0	12,206
27-0609-0001001 Holmes Distinguished Prof-Luthans	15,000	0.00	0	0.00	3,311	0	18,311	0	18,311
27-0609-0002001 Management Development Fund	0	0.00	16,153	0.50	3,565	0	19,718	0	19,718
27-0609-0003001 Firstier Bank Distinguished Prof-Lee	25,000	0.00	0	0.00	5,520	0	30,520	0	30,520
27-0609-0007001 Entrepreneurship Development Fund	53,933	1.00	0	0.00	11,904	0	65,837	0	65,837
27-0609-0011001 C Wheaton Batteny Dist Prof-Schniederjans	5,000	0.00	0	0.00	1,105	0	6,105	0	6,105
27-0609-0043001 Management	15,000	0.00	0	0.00	3,311	0	18,311	0	18,311
27-0610-0001001 Gold Distinguished Prof-Price; Linda	10,000	0.00	0	0.00	2,206	0	12,206	0	12,206
27-0610-0004001 Marshall College Prof-Grossbart	10,000	0.00	0	0.00	2,206	0	12,206	0	12,206
27-0610-0007001 Hollman College Prof-Gentry	15,000	0.00	0	0.00	3,311	0	18,311	0	18,311
27-0610-0014001 Marketing	10,630	0.00	274 <sup>0</sup>	0.00	2,347	0	12,977	0	12,977

COST OBJECT LISTING BY SUB PROGRAM  
 2014-2015 GENERAL OPERATING BUDGET  
 UNIVERSITY OF NEBRASKA - LINCOLN  
 Excluding IANR and NCTA

**SUBPROGRAM #/NAME: 06 College of Business Administration**

**UNL-Trust-Grant/Cont/Loan/End-718 Trust/Restricted**

COST OBJECT	Dollar	FACULTY	NON FACULTY		EMPLOYEE BENEFITS	PERSONAL SERVICE CREDITS	TOTAL PERSONAL SERVICES	TOTAL OPERATING EXPENSES	TOTAL
		FTE	Dollar	FTE					
27-0611-0001001 Nebr Council On Economic Educ Fund	3,693	0.04	46,641	0.52	11,109	0	61,443	0	61,443
27-0611-0003001 Economic Education Research	0	0.00	13,666	0.48	3,016	0	16,682	0	16,682
27-0611-0005001 Hay Prof-Walstad	15,000	0.00	0	0.00	3,311	0	18,311	0	18,311
27-0611-0006001 NE Stock Market Game	0	0.00	37,086	1.00	8,186	0	45,272	0	45,272
<b>TOTAL</b>	<b>501,624</b>	<b>1.04</b>	<b>297,878</b>	<b>4.62</b>	<b>176,481</b>	<b>0</b>	<b>975,983</b>	<b>0</b>	<b>975,983</b>

**UNL-Auxiliary-719 Auxiliaries & Services/Restricted**

COST OBJECT	Dollar	FACULTY	NON FACULTY		EMPLOYEE BENEFITS	PERSONAL SERVICE CREDITS	TOTAL PERSONAL SERVICES	TOTAL OPERATING EXPENSES	TOTAL
		FTE	Dollar	FTE					
23-0602-0001 CBA Gen-Oxford Study Pgm	0	0.00	0	0.00	0	0	0	440,000	440,000
<b>TOTAL</b>	<b>0</b>	<b>0.00</b>	<b>0</b>	<b>0.00</b>	<b>0</b>	<b>0</b>	<b>0</b>	<b>440,000</b>	<b>440,000</b>

**SUB PROGRAM TOTAL 12,340,661 75 4,233,747 87 2,576,032 0 19,150,440 2,532,932 21,683,372**

**SUBPROGRAM #/NAME: 07 College of Fine and Performing Arts**

**UNL-State General Fund-711 State & University Generated/Unrestricted**

COST OBJECT	Dollar	FACULTY	NON FACULTY		EMPLOYEE BENEFITS	PERSONAL SERVICE CREDITS	TOTAL PERSONAL SERVICES	TOTAL OPERATING EXPENSES	TOTAL
		FTE	Dollar	FTE					
21-0701-0001 Fine & Performing Arts-Dean's Office	0	0.00	729,111	10.46	152,099	0	881,210	-161,965	719,245
21-0702-0001 Fine & Performing Arts-General	327,337	0.40	34,000	0.75	75,379	0	436,716	36,021	472,737
21-0702-5100 POE FPA-Enhanced Visual Lit	0	0.00	33,015	0.00	0	0	33,015	0	33,015
21-0702-5102 POE FPA-Digital Media	0	0.00	51,251	1.29	0	0	51,251	0	51,251
21-0705-0001 Art-Dept Oper	1,641,225	23.55	331,131	9.25	411,452	0	2,383,808	48,961	2,432,769
21-0705-5104 POE Art & Art History Vis Lit Temp Instr	28,223	0.00	0	0.00	0	0	28,223	0	28,223
21-0705-5701 Art History Distance Ed	0	0.00	0	0.00	0	0	0	65,695	65,695
21-0706-0001 School Of Music-Dept Oper	3,250,375	49.50	1,154,374	28.25	918,875	0	5,323,624	11,300	5,334,924
21-0706-0002 School Of Music-Music Pgms	0	0.00	0	0.00	0	0	0	8,782	8,782
21-0706-0004 School Of Music-Music Tours	0	0.00	0	0.00	0	0	0	2,022	2,022
21-0706-0006 School Of Music-Piano Pgm	0	0.00	0	0.00	0	0	0	38,160	38,160
21-0706-0007 School Of Music-Opera Pgm	0	0.00	0	0.00	0	0	0	10,000	10,000
21-0706-0009 School Of Music-Band Pgms Support	0	0.00	0	0.00	0	0	0	1,998	1,998
21-0707-0001 Theatre Arts-Dept Oper	875,330	12.40	527,861	12.60	292,721	0	1,695,912	40,785	1,736,697
21-0707-0002 Theatre Arts-Theatre Lab	0	0.00	0	0.00	0	0	0	54	54
21-0707-0003 Theatre Arts-Summer Theatre	0	0.00	0	0.00	0	0	0	30,108	30,108
21-0708-0001 Mary Riepma Ross Film Theater	0	0.00	11,795	0.21	2,460	0	14,255	7,992	22,247
<b>TOTAL</b>	<b>6,122,490</b>	<b>85.85</b>	<b>2,872,538</b>	<b>62.81</b>	<b>1,852,986</b>	<b>0</b>	<b>10,848,014</b>	<b>139,913</b>	<b>10,987,927</b>

**UNL-State General Fund-711 Revolving/Designated**

COST OBJECT	Dollar	FACULTY	NON FACULTY		EMPLOYEE BENEFITS	PERSONAL SERVICE CREDITS	TOTAL PERSONAL SERVICES	TOTAL OPERATING EXPENSES	TOTAL
		FTE	Dollar	FTE					
22-0702-0004 F&Pa Gen-Student Tech Fee	0	0.00	0	0.00	0	0	0	68,000	68,000
22-0706-0005 School Of Music-Music/Opera Theatre	0	0.00	0	0.00	0	0	0	39,880	39,880
22-0706-0006 School Of Music-Kimball Recital Hall	0	0.00	7,344	0.23	1,603	0	8,947	1,546	10,493
22-0706-0008 School Of Music-Band Wkshop/Clinics	0	0.00	0	0.00	0	0	0	50,000	50,000
22-0707-0001 Theatre Arts-Prop/Costume Rentals	0	0.00	0	0.00	0	0	0	32,816	32,816
22-0707-0002 Theatre Arts--Theatre Lab-Cash	0	0.00	6,581	0.99	1,436	0	8,017	54,985	63,002
22-0707-0004 Theatre Arts-NE Repertory Theatre	0	0.00	57,506	0.00	12,547	0	70,053	37,895	107,948
<b>TOTAL</b>	<b>0</b>	<b>0.00</b>	<b>71,431</b>	<b>1.22</b>	<b>15,586</b>	<b>0</b>	<b>87,017</b>	<b>285,122</b>	<b>372,139</b>

COST OBJECT LISTING BY SUB PROGRAM  
 2014-2015 GENERAL OPERATING BUDGET  
 UNIVERSITY OF NEBRASKA - LINCOLN  
 Excluding IANR and NCTA

**SUBPROGRAM #/NAME: 07 College of Fine and Performing Arts**

**UNL-Trust-Grant/Cont/Loan/End-718 Trust/Restricted**

COST OBJECT	Dollar	FACULTY	NON FACULTY		EMPLOYEE BENEFITS	PERSONAL SERVICE CREDITS	TOTAL PERSONAL SERVICES	TOTAL OPERATING EXPENSES	TOTAL	
		FTE	Dollar	FTE						
27-0702-7252106	Fine /Performing Arts	20,000	0.00	0	0.00	4,415	0	24,415	0	24,415
27-0702-7252107	Fine /Performing Arts	21,000	0.00	0	0.00	4,635	0	25,635	0	25,635
27-0702-7252301	Fine /Performing Arts	0	0.00	20,000	0.00	4,415	0	24,415	0	24,415
27-0706-0009001	Scribante College Prof - Ritchie	5,000	0.00	0	0.00	1,105	0	6,105	0	6,105
27-0706-0010001	Larson College Prof-Bailey	10,000	0.00	0	0.00	2,206	0	12,206	0	12,206
27-0706-0012001	Steinhart College Prof-Nierman	10,000	0.00	0	0.00	2,206	0	12,206	0	12,206
27-0706-0022001	Ione Bowlin Endowment Fund	0	0.00	6,321	0.17	1,395	0	7,716	0	7,716
27-0707-0017800	Research Assistant Professor	60,000	1.00	0	0.00	13,242	0	73,242	0	73,242
<b>TOTAL</b>		<b>126,000</b>	<b>1.00</b>	<b>26,321</b>	<b>0.17</b>	<b>33,619</b>	<b>0</b>	<b>185,940</b>	<b>0</b>	<b>185,940</b>

**UNL-Auxiliary-719 Auxiliaries & Services/Restricted**

COST OBJECT	Dollar	FACULTY	NON FACULTY		EMPLOYEE BENEFITS	PERSONAL SERVICE CREDITS	TOTAL PERSONAL SERVICES	TOTAL OPERATING EXPENSES	TOTAL	
		FTE	Dollar	FTE						
23-0708-0001	Mary Riepma Ross Film Theater	0	0.00	193,843	3.89	42,512	0	236,355	224,250	460,605
<b>TOTAL</b>		<b>0</b>	<b>0.00</b>	<b>193,843</b>	<b>3.89</b>	<b>42,512</b>	<b>0</b>	<b>236,355</b>	<b>224,250</b>	<b>460,605</b>

**SUB PROGRAM TOTAL**      **6,248,490**      **87**      **3,164,133**      **68**      **1,944,703**      **0**      **11,357,326**      **649,285**      **12,006,611**

**SUBPROGRAM #/NAME: 11 College of Engineering and Technology**

**UNL-State General Fund-711 State & University Generated/Unrestricted**

COST OBJECT	Dollar	FACULTY	NON FACULTY		EMPLOYEE BENEFITS	PERSONAL SERVICE CREDITS	TOTAL PERSONAL SERVICES	TOTAL OPERATING EXPENSES	TOTAL	
		FTE	Dollar	FTE						
21-1101-0001	Dean Col Of Engineering	15,000	0.00	1,835,719	24.20	386,079	0	2,236,798	-330,318	1,906,480
21-1101-0002	Dean Col Of Engineering Assoc Dean UNO	0	0.00	362,640	6.70	75,649	0	438,289	26,477	464,766
21-1101-5701	Engr Distance Ed	0	0.00	0	0.00	0	0	0	29,071	29,071
21-1102-0001	Engineering General	1,790	0.00	1,977,897	1.00	412,982	0	2,392,669	161,447	2,554,116
21-1102-0009	Engr Gen-Ed Enhance-Scholarships	0	0.00	0	0.00	0	0	0	547,286	547,286
21-1102-5801	Dean's Diff Tuition Pool	2,377,955	1.00	36,421	1.00	0	0	2,414,376	0	2,414,376
21-1102-5802	Dean's Prof Fee Tuit Pool	0	0.00	2,060,797	15.50	0	0	2,060,797	0	2,060,797
21-1105-0001	Engineering Research Center	122,782	1.00	192,702	4.00	65,813	0	381,297	10,404	391,701
21-1106-0001	Chemical Engineering	1,590,328	11.80	367,547	6.60	408,432	0	2,366,307	12,813	2,379,120
21-1107-0001	Civil Engineering-Lincoln	1,638,969	15.40	213,079	5.25	386,356	0	2,238,404	23,146	2,261,550
21-1108-0001	Computer Sci-Comp Engr	470,177	4.50	236,820	3.10	147,487	0	854,484	28,365	882,849
21-1108-5104	POE-Nano Technology	90,291	1.00	0	0.00	0	0	90,291	0	90,291
21-1109-0001	Electrical Engineering	2,337,777	18.17	597,401	12.85	612,307	0	3,547,485	40,590	3,588,075
21-1109-5105	POE Elect Engr Schubert	73,064	0.63	0	0.00	0	0	73,064	0	73,064
21-1111-0001	Indust & Mgmt System Engr	136,102	1.00	0	0.00	28,393	0	164,495	0	164,495
21-1114-0001	Construction Management	865,277	8.80	10,000	0.00	182,591	0	1,057,868	14,693	1,072,561
21-1116-0001	Construction Systems-Gen Operating	919,617	10.00	25,389	0.65	197,138	0	1,142,144	14,299	1,156,443
21-1117-0001	Comp & Electron Engr-Gen Operations	1,020,937	9.76	185,930	4.30	251,765	0	1,458,632	27,877	1,486,509
21-1117-5102	POE CEEN Fac Cluster Support	254,032	2.54	0	0.00	0	0	254,032	0	254,032
21-1119-0001	Architectural Engineering	958,788	9.40	14,989	0.00	203,140	0	1,176,917	65,115	1,242,032
21-1119-5102	POE-Arch Engr-Duram School	0	0.00	238,336	1.00	0	0	238,336	0	238,336
21-1120-0001	Civil Engr-Omaha	858,651	9.00	109,905	2.90	202,051	0	1,170,607	27,701	1,198,308
21-1122-0002	Durham Schl Sal Savings	82,455	0.00	0	0.00	17,200	0	99,655	0	99,655
21-1122-0004	DSAEC-Staff Expenditures	0	0.00	179,884	5.00	37,526	0	217,410	0	217,410
21-1123-0001	Mechanical/Material Engr	3,156,666	30.39	399,342	9.33	741,819	0	4,297,827	121,188	4,419,015
21-1123-5102	POE - Mech/Matr Engr Tan	62,041	0.67	0	0.00	0	0	62,041	0	62,041
21-1123-5103	POE MME-EPSCoR Lim	39,340	0.44	276 <sup>0</sup>	0.00	0	0	39,340	0	39,340

COST OBJECT LISTING BY SUB PROGRAM  
 2014-2015 GENERAL OPERATING BUDGET  
 UNIVERSITY OF NEBRASKA - LINCOLN  
 Excluding IANR and NCTA

**SUBPROGRAM #/NAME: 11 College of Engineering and Technology**

**UNL-State General Fund-711 State & University Generated/Unrestricted**

COST OBJECT	Dollar	FACULTY	NON FACULTY		EMPLOYEE BENEFITS	PERSONAL SERVICE CREDITS	TOTAL PERSONAL SERVICES	TOTAL OPERATING EXPENSES	TOTAL
		FTE	Dollar	FTE					
21-1124-0001 BPDF Clearing	0	0.00	0	0.00	0	0	0	0	0
<b>TOTAL</b>	<b>17,072,039</b>	<b>135.50</b>	<b>9,044,798</b>	<b>103.38</b>	<b>4,356,728</b>	<b>0</b>	<b>30,473,565</b>	<b>820,154</b>	<b>31,293,719</b>

**UNL-State General Fund-711 Revolving/Designated**

COST OBJECT	Dollar	FACULTY	NON FACULTY		EMPLOYEE BENEFITS	PERSONAL SERVICE CREDITS	TOTAL PERSONAL SERVICES	TOTAL OPERATING EXPENSES	TOTAL
		FTE	Dollar	FTE					
22-1102-0004 Engineering General Mechanical Shop	0	0.00	45,630	1.00	9,957	0	55,587	34,500	90,087
22-1102-0005 Engr General Reproductions Omaha	0	0.00	0	0.00	0	0	0	20,222	20,222
22-1102-0012 Engr Gen-Student Tech Fee-Omaha	0	0.00	78,754	1.50	17,185	0	95,939	0	95,939
22-1102-0017 Engr Gen-Professorships	10,000	0.00	0	0.00	2,181	0	12,181	0	12,181
22-1106-0001 Chemical Engineering Laboratory Fees	0	0.00	0	0.00	0	0	0	1,600	1,600
22-1107-0004 Civil Engr - Lab Fees	0	0.00	0	0.00	0	0	0	2,500	2,500
22-1107-0010 Civil Engr-Equipment Fund	0	0.00	0	0.00	0	0	0	13,125	13,125
22-1108-0010 CompSci Eng-Equipment Fund	0	0.00	0	0.00	0	0	0	60,000	60,000
22-1109-0003 Electrical Engineering Electrical Shop	0	0.00	1,438	0.00	314	0	1,752	4,153	5,905
22-1109-0006 Electrical Engineering Laboratory Fees	0	0.00	0	0.00	0	0	0	5,000	5,000
22-1109-0010 Elect Eng-Equipment Fund	0	0.00	0	0.00	0	0	0	54,000	54,000
22-1111-0001 Ind & Mgmt Sys-Corp Rsch & Dev	0	0.00	0	0.00	0	0	0	2,000	2,000
22-1111-0010 IMSE-Equipment Fund	0	0.00	0	0.00	0	0	0	27,000	27,000
22-1113-1001 Midwest Roadside Safety Facil-Salaries	109,794	0.90	548,610	11.10	143,672	0	802,076	0	802,076
22-1114-0001 Construction Management Laboratory Fees	0	0.00	0	0.00	0	0	0	3,000	3,000
22-1117-0001 Comp & Electron Engr-Lab Fees	0	0.00	0	0.00	0	0	0	4,000	4,000
22-1117-0010 Comp & Electron Engr-Equipment Funds	0	0.00	0	0.00	0	0	0	31,000	31,000
22-1120-0001 Civil Engr Omaha-Lab Fees	0	0.00	0	0.00	0	0	0	12,000	12,000
22-1120-0010 Civil Engr Omaha-Equipment Fund	0	0.00	0	0.00	0	0	0	5,000	5,000
22-1121-0003 NTC Admin Svc Cntr	0	0.00	202,121	4.00	44,105	0	246,226	0	246,226
22-1123-0002 MME Lab Fees	0	0.00	0	0.00	0	0	0	33,000	33,000
22-1123-0010 MME-Equipment Fund	0	0.00	0	0.00	0	0	0	93,000	93,000
<b>TOTAL</b>	<b>119,794</b>	<b>0.90</b>	<b>876,553</b>	<b>17.60</b>	<b>217,414</b>	<b>0</b>	<b>1,213,761</b>	<b>405,100</b>	<b>1,618,861</b>

**UNL-Trust-Grant/Cont/Loan/End-718 Trust/Restricted**

COST OBJECT	Dollar	FACULTY	NON FACULTY		EMPLOYEE BENEFITS	PERSONAL SERVICE CREDITS	TOTAL PERSONAL SERVICES	TOTAL OPERATING EXPENSES	TOTAL
		FTE	Dollar	FTE					
26-1107-0086001 Keith Klaasmeyer/Othmer Chair-Rilett	7,500	0.00	0	0.00	1,656	0	9,156	0	9,156
26-1107-0087001 Othmer Match for Klaasmeyer-Rilett	7,500	0.00	0	0.00	1,656	0	9,156	0	9,156
26-1107-0146001 CIVIL ENGINEERING	7,500	0.00	0	0.00	1,656	0	9,156	0	9,156
26-1107-0147001 CIVIL ENGINEERING	7,500	0.00	0	0.00	1,656	0	9,156	0	9,156
26-1123-0051001 MECHANICAL/MATERIAL ENGR	0	0.00	27,997	1.00	6,180	0	34,177	0	34,177
27-1101-0020009 Dept Objective 2	10,000	0.00	0	0.00	2,206	0	12,206	0	12,206
27-1106-0006001 Anderson Fund Prof-Saraf; Ravi	10,000	0.00	0	0.00	2,206	0	12,206	0	12,206
27-1106-0020010 College Prof William Velandar	15,000	0.00	0	0.00	3,311	0	18,311	0	18,311
27-1107-0004001 Brightfelt College Professor-Nowak	15,000	0.00	0	0.00	3,311	0	18,311	0	18,311
27-1107-0020005 Awards	0	0.00	0	0.00	3,311	0	3,311	0	3,311
27-1108-0001001 Henson College Prof - Sincovec; R.	10,000	0.00	0	0.00	2,206	0	12,206	0	12,206
27-1108-0003002 Goddard Distinguished Scholar	10,000	0.00	0	0.00	2,206	0	12,206	0	12,206
27-1109-0001002 Lederer Fund-Ianno Professorship	10,000	0.00	0	0.00	2,206	0	12,206	0	12,206
27-1109-0001003 Blackman Distinguished Prof - Chobineh	10,000	0.00	0	0.00	2,206	0	12,206	0	12,206
27-1109-0004001 Lott College Professor-Williams	15,000	0.00	0	0.00	3,311	0	18,311	0	18,311
27-1109-0006001 Kingery College Prof-Alexander	10,000	0.00	0	0.00	2,206	0	12,206	0	12,206
27-1109-0007001 Henson College Professor-Sayood & Soukup	10,000	0.00	0	0.00	2,206	0	12,206	0	12,206
			277 <sup>0</sup>	0.00	2,206	0	12,206	0	12,206

COST OBJECT LISTING BY SUB PROGRAM  
 2014-2015 GENERAL OPERATING BUDGET  
 UNIVERSITY OF NEBRASKA - LINCOLN  
 Excluding IANR and NCTA

**SUBPROGRAM #/NAME: 11 College of Engineering and Technology**

**UNL-Trust-Grant/Cont/Loan/End-718 Trust/Restricted**

COST OBJECT	Dollar	FACULTY	NON FACULTY		EMPLOYEE BENEFITS	PERSONAL	TOTAL	TOTAL	TOTAL
		FTE	Dollar	FTE		SERVICE CREDITS	PERSONAL SERVICES	OPERATING EXPENSES	
27-1111-0003001 Dist Engr College Professor-Rajurkar	15,000	0.00	0	0.00	3,311	0	18,311	0	18,311
27-1117-0003001 Henson Fund Prof-Sharif	10,000	0.00	0	0.00	2,206	0	12,206	0	12,206
27-1123-0005001 MECHANICAL/MATERIAL ENGR	10,000	0.00	0	0.00	2,206	0	12,206	0	12,206
27-1123-0006003 MECHANICAL/MATERIAL ENGR	7,500	0.00	0	0.00	1,656	0	9,156	0	9,156
<b>TOTAL</b>	<b>197,500</b>	<b>0.00</b>	<b>27,997</b>	<b>1.00</b>	<b>53,075</b>	<b>0</b>	<b>278,572</b>	<b>0</b>	<b>278,572</b>
<b>SUB PROGRAM TOTAL</b>	<b>17,389,333</b>	<b>136</b>	<b>9,949,348</b>	<b>122</b>	<b>4,627,217</b>	<b>0</b>	<b>31,965,898</b>	<b>1,225,254</b>	<b>33,191,152</b>

**SUBPROGRAM #/NAME: 12 Research**

**UNL-State General Fund-711 State & University Generated/Unrestricted**

COST OBJECT	Dollar	FACULTY	NON FACULTY		EMPLOYEE BENEFITS	PERSONAL	TOTAL	TOTAL	TOTAL
		FTE	Dollar	FTE		SERVICE CREDITS	PERSONAL SERVICES	OPERATING EXPENSES	
21-1201-0001 Vice Chan For Research Support Serv	0	0.00	777,890	7.85	162,275	0	940,165	-28,221	911,944
21-1203-0001 Improvement Of Research	0	0.00	0	0.00	0	0	0	1,100	1,100
21-1203-4017 Chris Stoik RAP F&A	0	0.00	0	0.00	0	0	0	0	0
21-1205-0006 Office of Sponsored Programs-Post Award	0	0.00	722,734	12.00	150,770	0	873,504	0	873,504
21-1206-0001 Research Council	0	0.00	7,626	0.15	1,591	0	9,217	2,120	11,337
21-1209-0001 Rsch Compliance Srv	0	0.00	114,012	2.00	23,784	0	137,796	0	137,796
21-1209-0002 Rsch Compliance Srv-Human Subjects Irb	0	0.00	151,172	2.00	31,535	0	182,707	0	182,707
21-1219-0001 Brain, Biology & Behavior	0	0.00	5,000	0.00	1,044	0	6,044	0	6,044
21-1219-4000 CB3 Molfese Startup F&A	0	0.00	0	0.00	0	0	0	0	0
21-1220-0002 NCV UNMC VCR Annual Commitment	0	0.00	0	0.00	0	0	0	0	0
21-1220-0003 SVCAA Jeff Price Support	0	0.00	0	0.00	0	0	0	0	0
21-1220-4000 NCV F&A	0	0.00	0	0.00	0	0	0	0	0
21-1220-5101 POE-NE Ctr Virology	0	0.00	114,456	1.50	0	0	114,456	26,888	141,344
<b>TOTAL</b>	<b>0</b>	<b>0.00</b>	<b>1,892,890</b>	<b>25.50</b>	<b>370,999</b>	<b>0</b>	<b>2,263,889</b>	<b>1,887</b>	<b>2,265,776</b>

**UNL-State General Fund-711 Revolving/Designated**

COST OBJECT	Dollar	FACULTY	NON FACULTY		EMPLOYEE BENEFITS	PERSONAL	TOTAL	TOTAL	TOTAL
		FTE	Dollar	FTE		SERVICE CREDITS	PERSONAL SERVICES	OPERATING EXPENSES	
22-1209-0002 Animal Research Facility Srv Cnt	0	0.00	39,584	1.00	8,637	0	48,221	0	48,221
<b>TOTAL</b>	<b>0</b>	<b>0.00</b>	<b>39,584</b>	<b>1.00</b>	<b>8,637</b>	<b>0</b>	<b>48,221</b>	<b>0</b>	<b>48,221</b>

**UNL-State General Fund-711 Cash & Student Contracts/Designated**

COST OBJECT	Dollar	FACULTY	NON FACULTY		EMPLOYEE BENEFITS	PERSONAL	TOTAL	TOTAL	TOTAL
		FTE	Dollar	FTE		SERVICE CREDITS	PERSONAL SERVICES	OPERATING EXPENSES	
21-1201-4001 Vice Chan For Research F&A	0	0.00	719,599	5.00	0	0	719,599	0	719,599
21-1201-4102 VCR: Research Info Systems F&A	0	0.00	306,122	4.50	0	0	306,122	0	306,122
21-1201-4103 VCR Communications F&A	0	0.00	173,528	2.50	0	0	173,528	0	173,528
21-1201-4105 VCR Rsch Finance F&A	0	0.00	237,592	4.00	0	0	237,592	0	237,592
21-1201-4106 VCR Corporate & Foundation Relations F&A	0	0.00	112,445	1.00	0	0	112,445	0	112,445
21-1203-4000 F&A Program Initiatives	79,003	0.50	25,557	0.20	0	0	104,560	0	104,560
21-1203-4008 GP NSEC F&A	0	0.00	0	0.00	0	0	0	0	0
21-1205-4005 Office of Proposal Development F&A	0	0.00	271,875	5.33	0	0	271,875	0	271,875
21-1205-4006 Office of Sponsored Programs-Post F&A	0	0.00	684,605	13.00	0	0	684,605	0	684,605
21-1209-4001 Research Compliance-Animal Care F&A	0	0.00	137,241	1.00	0	0	137,241	0	137,241
21-1209-4002 Research Compliance-Human Subjects F&A	0	0.00	103,139	2.00	0	0	103,139	0	103,139
<b>TOTAL</b>	<b>79,003</b>	<b>0.50</b>	<b>2,771,703</b>	<b>38.53</b>	<b>0</b>	<b>0</b>	<b>2,850,706</b>	<b>0</b>	<b>2,850,706</b>

COST OBJECT LISTING BY SUB PROGRAM  
 2014-2015 GENERAL OPERATING BUDGET  
 UNIVERSITY OF NEBRASKA - LINCOLN  
 Excluding IANR and NCTA

**SUBPROGRAM #/NAME: 12 Research**

**UNL-Federal Letter of Credit-716 Federal/Restricted**

COST OBJECT	Dollar	FACULTY	NON FACULTY		EMPLOYEE BENEFITS	PERSONAL SERVICE CREDITS	TOTAL PERSONAL SERVICES	TOTAL OPERATING EXPENSES	TOTAL
		FTE	Dollar	FTE					
24-1201-0014001 VC Research	46,781	0.80	57,748	1.80	23,071	0	127,600	0	127,600
24-1220-0001006 NE Center for Virology	0	0.00	33,000	1.00	7,284	0	40,284	0	40,284
24-1220-0001303 NE Center for Virology	0	0.00	0	0.00	0	0	0	0	0
24-1220-0001313 NE Center for Virology	0	0.00	0	0.00	0	0	0	0	0
24-1220-0001401 NIH COBRA ADMIN NCV Yr 4	0	0.00	68,972	1.75	15,224	0	84,196	0	84,196
24-1220-0001403 Flow Cytometry Core Yr 4	0	0.00	11,955	0.27	2,639	0	14,594	0	14,594
24-1220-0001413 Bioinformatics Core yr 4	0	0.00	61,795	0.90	13,639	0	75,434	0	75,434
24-1220-0002001 NE Center for Virology	0	0.00	25,435	0.78	5,614	0	31,049	0	31,049
24-1220-0003001 NE Center for Virology	0	0.00	20,087	0.50	4,434	0	24,521	0	24,521
<b>TOTAL</b>	<b>46,781</b>	<b>0.80</b>	<b>278,992</b>	<b>7.00</b>	<b>71,905</b>	<b>0</b>	<b>397,678</b>	<b>0</b>	<b>397,678</b>

**UNL-Federal Advance-717 Federal/Restricted**

COST OBJECT	Dollar	FACULTY	NON FACULTY		EMPLOYEE BENEFITS	PERSONAL SERVICE CREDITS	TOTAL PERSONAL SERVICES	TOTAL OPERATING EXPENSES	TOTAL
		FTE	Dollar	FTE					
25-1201-0023015 VC Research	0	0.00	0	0.00	0	0	0	0	0
25-1201-0023215 GP-NSEC Admin & Management	27,836	0.50	22,480	0.50	11,105	0	61,421	0	61,421
25-1215-0055001 Plant Science Initiative	38,776	1.00	0	0.00	8,557	0	47,333	0	47,333
<b>TOTAL</b>	<b>66,612</b>	<b>1.50</b>	<b>22,480</b>	<b>0.50</b>	<b>19,662</b>	<b>0</b>	<b>108,754</b>	<b>0</b>	<b>108,754</b>

**UNL-Trust-Grant/Cont/Loan/End-718 Trust/Restricted**

COST OBJECT	Dollar	FACULTY	NON FACULTY		EMPLOYEE BENEFITS	PERSONAL SERVICE CREDITS	TOTAL PERSONAL SERVICES	TOTAL OPERATING EXPENSES	TOTAL
		FTE	Dollar	FTE					
26-1201-0018001 VC Research	11,695	0.20	95,497	2.20	23,658	0	130,850	0	130,850
26-1215-0072001 Plant Science Initiative	0	0.00	0	0.00	0	0	0	0	0
26-1215-0092001 Plant Science Initiative	0	0.00	36,959	1.00	8,157	0	45,116	0	45,116
26-1217-0001001 Center Energy Sciences Research	0	0.00	91,911	1.00	20,286	0	112,197	0	112,197
26-1220-0004001 NE Center for Virology	0	0.00	0	0.00	0	0	0	0	0
26-1220-0009001 NE Center for Virology	0	0.00	36,874	1.00	8,137	0	45,011	0	45,011
27-1201-0006001 Mohr Fund Excellence-Paul; P	0	0.00	7,500	0.00	1,656	0	9,156	0	9,156
<b>TOTAL</b>	<b>11,695</b>	<b>0.20</b>	<b>268,741</b>	<b>5.20</b>	<b>61,894</b>	<b>0</b>	<b>342,330</b>	<b>0</b>	<b>342,330</b>

**SUB PROGRAM TOTAL**

<b>204,091</b>	<b>3</b>	<b>5,274,390</b>	<b>78</b>	<b>533,097</b>	<b>0</b>	<b>6,011,578</b>	<b>1,887</b>	<b>6,013,465</b>
----------------	----------	------------------	-----------	----------------	----------	------------------	--------------	------------------

**SUBPROGRAM #/NAME: 14 College of Journalism and Mass Communication**

**UNL-State General Fund-711 State & University Generated/Unrestricted**

COST OBJECT	Dollar	FACULTY	NON FACULTY		EMPLOYEE BENEFITS	PERSONAL SERVICE CREDITS	TOTAL PERSONAL SERVICES	TOTAL OPERATING EXPENSES	TOTAL
		FTE	Dollar	FTE					
21-1401-0001 Dean College Of Journalism	458,763	6.25	695,152	11.51	240,738	0	1,394,653	-57,306	1,337,347
21-1401-0002 Dean College Of Journalism Travel	0	0.00	0	0.00	0	0	0	240	240
21-1402-0001 Journalism General	76,207	2.00	5,000	0.00	16,941	0	98,148	35,930	134,078
21-1402-5102 POE Journalism-Enhanced Visual Lit	62,008	1.00	30,647	0.64	0	0	92,655	0	92,655
21-1402-5104 POE Jrnalism-Technical Comm Pgm	20,352	0.00	0	0.00	0	0	20,352	0	20,352
21-1402-5701 Journalism Gen Dist Ed	0	0.00	0	0.00	0	0	0	145,196	145,196
21-1405-0001 Advertising	908,207	12.50	29,294	0.25	195,572	0	1,133,073	17,663	1,150,736
21-1406-0001 Broadcasting	548,717	6.50	90,697	2.20	133,388	0	772,802	28,362	801,164
21-1407-0001 News And Editorial	764,397	10.33	32,935	0.42	166,332	0	963,664	19,207	982,871
21-1408-0001 Graduate Journalism	0	0.00	5,000	0.00	1,044	0	6,044	0	6,044
<b>TOTAL</b>	<b>2,838,651</b>	<b>38.58</b>	<b>888,725</b>	<b>15.02</b>	<b>754,015</b>	<b>0</b>	<b>4,481,391</b>	<b>189,292</b>	<b>4,670,683</b>

COST OBJECT LISTING BY SUB PROGRAM  
 2014-2015 GENERAL OPERATING BUDGET  
 UNIVERSITY OF NEBRASKA - LINCOLN  
 Excluding IANR and NCTA

**SUBPROGRAM #/NAME: 14 College of Journalism and Mass Communication**

**UNL-State General Fund-711 Revolving/Designated**

COST OBJECT	Dollar	FACULTY	NON FACULTY		EMPLOYEE BENEFITS	PERSONAL SERVICE CREDITS	TOTAL PERSONAL SERVICES	TOTAL OPERATING EXPENSES	TOTAL
		FTE	Dollar	FTE					
22-1402-0001 Journalism Depth Reporting Fees	0	0.00	0	0.00	0	0	0	4,000	4,000
22-1402-0002 J&Mc Gen-Student Tech Fee	0	0.00	0	0.00	0	0	0	37,956	37,956
22-1406-0002 Broadcasting-Lab Fees	0	0.00	0	0.00	0	0	0	7,133	7,133
22-1407-0001 News Editorial-Lab Fees	0	0.00	0	0.00	0	0	0	7,000	7,000
<b>TOTAL</b>	<b>0</b>	<b>0.00</b>	<b>0</b>	<b>0.00</b>	<b>0</b>	<b>0</b>	<b>0</b>	<b>56,089</b>	<b>56,089</b>

**UNL-Trust-Grant/Cont/Loan/End-718 Trust/Restricted**

COST OBJECT	Dollar	FACULTY	NON FACULTY		EMPLOYEE BENEFITS	PERSONAL SERVICE CREDITS	TOTAL PERSONAL SERVICES	TOTAL OPERATING EXPENSES	TOTAL
		FTE	Dollar	FTE					
26-1401-0003001 Dean Col Journal & Mass Comm	5,000	0.00	0	0.00	1,105	0	6,105	0	6,105
26-1407-0001001 News-Editorial	10,000	0.00	0	0.00	2,206	0	12,206	0	12,206
26-1407-0002001 News-Editorial	10,000	0.00	0	0.00	2,206	0	12,206	0	12,206
27-1401-1831001 Dean Col Journal & Mass Comm	0	0.00	0	0.00	0	0	0	15,000	15,000
27-1401-2705001 Dean Col Journal & Mass Comm	10,000	0.00	0	0.00	2,206	0	12,206	0	12,206
27-1405-5177001 Advertising	10,000	0.00	0	0.00	2,206	0	12,206	0	12,206
27-1407-2236001 News-Editorial	20,000	0.00	0	0.00	4,415	0	24,415	0	24,415
27-1407-4599001 News-Editorial	10,000	0.00	0	0.00	2,206	0	12,206	0	12,206
<b>TOTAL</b>	<b>75,000</b>	<b>0.00</b>	<b>0</b>	<b>0.00</b>	<b>16,550</b>	<b>0</b>	<b>91,550</b>	<b>15,000</b>	<b>106,550</b>

**SUB PROGRAM TOTAL      2,913,651      39      888,725      15      770,565      0      4,572,941      260,381      4,833,322**

**SUBPROGRAM #/NAME: 15 College of Law**

**UNL-State General Fund-711 State & University Generated/Unrestricted**

COST OBJECT	Dollar	FACULTY	NON FACULTY		EMPLOYEE BENEFITS	PERSONAL SERVICE CREDITS	TOTAL PERSONAL SERVICES	TOTAL OPERATING EXPENSES	TOTAL
		FTE	Dollar	FTE					
21-1501-0001 College Of Law	4,620,780	29.59	936,219	13.14	1,159,245	0	6,716,244	-61,836	6,654,408
21-1502-0003 Law Gen-Inst Fac Rep	0	0.00	0	0.00	0	0	0	0	0
21-1502-0004 Space Law	211,280	1.50	76,891	1.50	60,116	0	348,287	93,764	442,051
21-1502-0008 Law Gen-Applic Fees Supp	0	0.00	0	0.00	0	0	0	24,000	24,000
21-1502-5101 POE-Water Resources-Law	101,945	0.66	0	0.00	0	0	101,945	0	101,945
21-1502-5801 Space Law OnLine LLM-Diff Tuition	132,917	0.00	13,102	0.25	0	0	146,019	0	146,019
21-1505-0001 Schmid Law Library	524,581	6.00	137,739	5.00	138,167	0	800,487	235,008	1,035,495
21-1506-0001 Law Review	0	0.00	0	0.00	0	0	0	5,518	5,518
<b>TOTAL</b>	<b>5,591,503</b>	<b>37.75</b>	<b>1,163,951</b>	<b>19.89</b>	<b>1,357,528</b>	<b>0</b>	<b>8,112,982</b>	<b>296,454</b>	<b>8,409,436</b>

**UNL-State General Fund-711 Revolving/Designated**

COST OBJECT	Dollar	FACULTY	NON FACULTY		EMPLOYEE BENEFITS	PERSONAL SERVICE CREDITS	TOTAL PERSONAL SERVICES	TOTAL OPERATING EXPENSES	TOTAL
		FTE	Dollar	FTE					
22-1501-0001 Law College-Prof Skills Lab Fee	40,961	2.00	150,192	3.74	41,711	0	232,864	64,527	297,391
22-1502-0002 Space Law LLM Tech Fee	0	0.00	0	0.00	0	0	0	5,976	5,976
22-1505-0001 Law Library Laboratory Fees	0	0.00	36,048	1.26	7,867	0	43,915	600,000	643,915
22-1506-0001 Law Review - Revolving	0	0.00	8,620	0.25	1,881	0	10,501	37,588	48,089
<b>TOTAL</b>	<b>40,961</b>	<b>2.00</b>	<b>194,860</b>	<b>5.25</b>	<b>51,459</b>	<b>0</b>	<b>287,280</b>	<b>708,091</b>	<b>995,371</b>

**UNL-Trust-Grant/Cont/Loan/End-718 Trust/Restricted**

COST OBJECT	Dollar	FACULTY	NON FACULTY		EMPLOYEE BENEFITS	PERSONAL SERVICE CREDITS	TOTAL PERSONAL SERVICES	TOTAL OPERATING EXPENSES	TOTAL
		FTE	Dollar	FTE					
26-1502-0051001 Law College	15,000	0.00	0	0.00	3,311	0	18,311	0	18,311
			280						



COST OBJECT LISTING BY SUB PROGRAM  
 2014-2015 GENERAL OPERATING BUDGET  
 UNIVERSITY OF NEBRASKA - LINCOLN  
 Excluding IANR and NCTA

**SUBPROGRAM #/NAME: 15 College of Law**

**UNL-Trust-Grant/Cont/Loan/End-718 Trust/Restricted**

COST OBJECT	Dollar	FACULTY	NON FACULTY		EMPLOYEE BENEFITS	PERSONAL SERVICE CREDITS	TOTAL PERSONAL SERVICES	TOTAL OPERATING EXPENSES	TOTAL	
		FTE	Dollar	FTE						
26-1502-0052001	Law College	15,000	0.00	0	0.00	3,311	0	18,311	0	18,311
27-1502-0004001	Cline Williams-F A Wright Col Prof	5,000	0.00	0	0.00	1,105	0	6,105	0	6,105
27-1502-0006001	Robert J Kutak College Professor	10,000	0.00	0	0.00	2,206	0	12,206	0	12,206
27-1502-0007001	Ross Mccullum College Professor	25,000	0.00	0	0.00	5,520	0	30,520	0	30,520
27-1502-0008001	Sherman S Welpton Jr College Prof	10,000	0.00	0	0.00	2,206	0	12,206	0	12,206
27-1502-0009001	Dunlap College Professor	12,500	0.00	0	0.00	2,760	0	15,260	0	15,260
27-1502-0010001	Steinhart Fdn College Professor	10,630	0.00	0	0.00	2,347	0	12,977	0	12,977
27-1502-0011001	Margaret R Larson College Prof I	10,000	0.00	0	0.00	2,206	0	12,206	0	12,206
27-1502-0012001	Richard H Larson College Professor	10,000	0.00	0	0.00	2,206	0	12,206	0	12,206
27-1502-0013001	Harry A Spencer College Professor	10,000	0.00	0	0.00	2,206	0	12,206	0	12,206
27-1502-0015001	Henry M Grether College Professor	10,000	0.00	0	0.00	2,206	0	12,206	0	12,206
27-1502-0016001	Margaret R Larson College Prof III	10,000	0.00	0	0.00	2,206	0	12,206	0	12,206
27-1502-0021001	General Administrative - Law College	0	0.00	10,000	0.00	2,206	0	12,206	0	12,206
27-1502-0037001	Schmoker College Prof-Willborn; S.	15,000	0.00	0	0.00	3,311	0	18,311	0	18,311
27-1502-0038001	Margaret R Larson College Prof-Lyons; W.	15,000	0.00	0	0.00	3,311	0	18,311	0	18,311
27-1502-0043001	M S Hevelone College Prof-Duncan;Richard	5,000	0.00	0	0.00	1,105	0	6,105	0	6,105
27-1502-0071001	Law College	0	0.00	14,287	0.50	3,152	0	17,439	0	17,439
27-1502-0072001	Law College	15,000	0.00	0	0.00	3,311	0	18,311	0	18,311
27-1502-0078001	Law College	0	0.00	33,072	0.61	7,300	0	40,372	0	40,372
<b>TOTAL</b>	<b>203,130</b>	<b>0.00</b>	<b>57,359</b>	<b>1.11</b>	<b>57,492</b>	<b>0</b>	<b>317,981</b>	<b>0</b>	<b>317,981</b>	

**UNL-Auxiliary-719 Auxiliaries & Services/Restricted**

COST OBJECT	Dollar	FACULTY	NON FACULTY		EMPLOYEE BENEFITS	PERSONAL SERVICE CREDITS	TOTAL PERSONAL SERVICES	TOTAL OPERATING EXPENSES	TOTAL	
		FTE	Dollar	FTE						
23-1502-0001	Law Gen-LCES	0	0.00	26,392	0.75	5,787	0	32,179	0	32,179
<b>TOTAL</b>	<b>0</b>	<b>0.00</b>	<b>26,392</b>	<b>0.75</b>	<b>5,787</b>	<b>0</b>	<b>32,179</b>	<b>0</b>	<b>32,179</b>	
<b>SUB PROGRAM TOTAL</b>	<b>5,835,594</b>	<b>40</b>	<b>1,442,562</b>	<b>27</b>	<b>1,472,266</b>	<b>0</b>	<b>8,750,422</b>	<b>1,004,545</b>	<b>9,754,967</b>	

**SUBPROGRAM #/NAME: 16 University Libraries**

**UNL-State General Fund-711 State & University Generated/Unrestricted**

COST OBJECT	Dollar	FACULTY	NON FACULTY		EMPLOYEE BENEFITS	PERSONAL SERVICE CREDITS	TOTAL PERSONAL SERVICES	TOTAL OPERATING EXPENSES	TOTAL	
		FTE	Dollar	FTE						
21-1601-0001	Library Salaries	2,610,053	38.60	4,083,609	89.75	1,396,365	0	8,090,027	0	8,090,027
21-1602-0001	Library General-Administration	0	0.00	0	0.00	0	0	190,143	0	190,143
21-1602-0004	Libr Gen-Computer Maint & Supply	0	0.00	0	0.00	0	0	180,557	0	180,557
21-1602-0007	Libr-Depository Bond Debt Srv	0	0.00	0	0.00	0	0	94,432	0	94,432
21-1602-5701	Libr 110 Intro-Dist Ed	0	0.00	0	0.00	0	0	70	0	70
21-1605-0001	Library Books	0	0.00	0	0.00	0	0	286,420	0	286,420
21-1606-0001	Library Periodicals	0	0.00	0	0.00	0	0	2,022,896	0	2,022,896
21-1607-0001	Library Binding	0	0.00	0	0.00	0	0	65,000	0	65,000
21-1620-5102	POE Libr Cnt Digital Rsch Humanities	0	0.00	203,649	3.15	0	0	203,649	42,526	246,175
<b>TOTAL</b>	<b>2,610,053</b>	<b>38.60</b>	<b>4,287,258</b>	<b>92.90</b>	<b>1,396,365</b>	<b>0</b>	<b>8,293,676</b>	<b>2,882,044</b>	<b>11,175,720</b>	

**UNL-State General Fund-711 Revolving/Designated**

COST OBJECT	Dollar	FACULTY	NON FACULTY		EMPLOYEE BENEFITS	PERSONAL SERVICE CREDITS	TOTAL PERSONAL SERVICES	TOTAL OPERATING EXPENSES	TOTAL	
		FTE	Dollar	FTE						
22-1602-0003	Library General Interlibrary Loan Serv	0	0.00	18,814	0.00	4,105	0	22,919	33,000	55,919
				281						

COST OBJECT LISTING BY SUB PROGRAM  
 2014-2015 GENERAL OPERATING BUDGET  
 UNIVERSITY OF NEBRASKA - LINCOLN  
 Excluding IANR and NCTA

**SUBPROGRAM #/NAME: 16 University Libraries**

**UNL-State General Fund-711 Revolving/Designated**

COST OBJECT	Dollar	FACULTY	NON FACULTY		EMPLOYEE BENEFITS	PERSONAL SERVICE CREDITS	TOTAL PERSONAL SERVICES	TOTAL OPERATING EXPENSES	TOTAL
		FTE	Dollar	FTE					
22-1602-0005 Libraries Gen-Student Tech Fee	0	0.00	0	0.00	0	0	0	25,000	25,000
22-1602-0006 Libraries Gen-Student-Centered Learning	0	0.00	43,744	1.00	9,546	0	53,290	65,000	118,290
22-1602-0008 Libr Gen-Special Collections	0	0.00	0	0.00	0	0	0	6,600	6,600
22-1602-0013 Lib Gen-Fines Revolving	0	0.00	29,077	1.00	6,344	0	35,421	70,000	105,421
22-1602-0014 Lib Gen-Credit Hour Fee	0	0.00	0	0.00	0	0	0	2,400,000	2,400,000
22-1602-1001 Library-Uniprint	0	0.00	0	0.00	0	0	0	2,000	2,000
22-1605-0001 Library Books Lost Book Revolving	0	0.00	0	0.00	0	0	0	3,000	3,000
22-1607-0001 Library Binding Revolving Opers	0	0.00	0	0.00	0	0	0	7,307	7,307
<b>TOTAL</b>	<b>0</b>	<b>0.00</b>	<b>91,635</b>	<b>2.00</b>	<b>19,995</b>	<b>0</b>	<b>111,630</b>	<b>2,611,907</b>	<b>2,723,537</b>

**UNL-State General Fund-711 Cash & Student Contracts/Designated**

COST OBJECT	Dollar	FACULTY	NON FACULTY		EMPLOYEE BENEFITS	PERSONAL SERVICE CREDITS	TOTAL PERSONAL SERVICES	TOTAL OPERATING EXPENSES	TOTAL
		FTE	Dollar	FTE					
21-1602-4007 Libr Gen-Acquisition F&A	0	0.00	0	0.00	0	0	0	2,000,000	2,000,000
<b>TOTAL</b>	<b>0</b>	<b>0.00</b>	<b>0</b>	<b>0.00</b>	<b>0</b>	<b>0</b>	<b>0</b>	<b>2,000,000</b>	<b>2,000,000</b>

**UNL-Trust-Grant/Cont/Loan/End-718 Trust/Restricted**

COST OBJECT	Dollar	FACULTY	NON FACULTY		EMPLOYEE BENEFITS	PERSONAL SERVICE CREDITS	TOTAL PERSONAL SERVICES	TOTAL OPERATING EXPENSES	TOTAL
		FTE	Dollar	FTE					
26-1602-0096001 Libraries	0	0.00	39,392	1.50	8,695	0	48,087	0	48,087
27-1602-0024001 Mildred O.Peterson Fund >	26,520	0.50	0	0.00	5,854	0	32,374	0	32,374
27-1620-0003001 DIGITAL RESEARCH	26,076	0.45	0	0.00	5,756	0	31,832	0	31,832
<b>TOTAL</b>	<b>52,596</b>	<b>0.95</b>	<b>39,392</b>	<b>1.50</b>	<b>20,305</b>	<b>0</b>	<b>112,293</b>	<b>0</b>	<b>112,293</b>

**UNL-Auxiliary-719 Auxiliaries & Services/Restricted**

COST OBJECT	Dollar	FACULTY	NON FACULTY		EMPLOYEE BENEFITS	PERSONAL SERVICE CREDITS	TOTAL PERSONAL SERVICES	TOTAL OPERATING EXPENSES	TOTAL
		FTE	Dollar	FTE					
23-1608-0001 Misc Aux Srv-Libr Access Equip	0	0.00	0	0.00	0	0	0	10,000	10,000
<b>TOTAL</b>	<b>0</b>	<b>0.00</b>	<b>0</b>	<b>0.00</b>	<b>0</b>	<b>0</b>	<b>0</b>	<b>10,000</b>	<b>10,000</b>

**SUB PROGRAM TOTAL      2,662,649          40      4,418,285          96      1,436,665          0      8,517,599          7,503,951      16,021,550**

**SUBPROGRAM #/NAME: 17 College of Education and Human Sciences**

**UNL-State General Fund-711 State & University Generated/Unrestricted**

COST OBJECT	Dollar	FACULTY	NON FACULTY		EMPLOYEE BENEFITS	PERSONAL SERVICE CREDITS	TOTAL PERSONAL SERVICES	TOTAL OPERATING EXPENSES	TOTAL
		FTE	Dollar	FTE					
21-1701-0001 Dean Col Ed & Human Sci	153,597	1.00	1,641,048	25.28	374,381	0	2,169,026	-164,350	2,004,676
21-1701-4003 CEHS Sponsored Prgms F&A Support	0	0.00	0	0.00	0	0	0	0	0
21-1702-0001 Col Ed & Human Sci General	1,004,163	1.00	690,588	10.59	353,542	0	2,048,293	280,891	2,329,184
21-1702-0002 Ed/Human Sci Gen Travel	0	0.00	0	0.00	0	0	0	53,277	53,277
21-1702-0003 Ed/Human Sci Gen Faculty Recruiting	0	0.00	0	0.00	0	0	0	4,014	4,014
21-1702-5702 CEHS Dean Dist Lrn Tuition	0	0.00	0	0.00	0	0	0	0	0
21-1706-0001 Educational Admin	647,690	8.40	231,192	4.07	183,344	0	1,062,226	60,191	1,122,417
21-1706-5701 Ed Admin Deliv Fees&Tuition-Dist Ed	0	0.00	0	0.00	0	0	0	825,823	825,823
21-1707-0001 Educational Psychology	1,938,319	19.90	607,112	15.10	531,003	0	3,076,434	60,677	3,137,111
21-1708-0001 Teaching Learning & Teacher Education	2,259,052	26.83	413,725	12.23	557,568	0	3,230,345	133,802	3,364,147
21-1708-5102 POE-TLTE / CSMCE	13,313	0.10	0	0.00	0	0	13,313	0	13,313
21-1708-5103 POE-TLTE NU Teach-Sci Rm	126,488	2.01	0	0.00	0	0	126,488	0	126,488
			282						

COST OBJECT LISTING BY SUB PROGRAM  
 2014-2015 GENERAL OPERATING BUDGET  
 UNIVERSITY OF NEBRASKA - LINCOLN  
 Excluding IANR and NCTA

**SUBPROGRAM #/NAME: 17 College of Education and Human Sciences**

**UNL-State General Fund-711 State & University Generated/Unrestricted**

COST OBJECT	Dollar	FACULTY	NON FACULTY		EMPLOYEE BENEFITS	PERSONAL SERVICE CREDITS	TOTAL PERSONAL SERVICES	TOTAL OPERATING EXPENSES	TOTAL	
		FTE	Dollar	FTE						
21-1710-0001	Spec Educ&Communication Disorders	1,386,743	15.30	180,226	1.92	326,886	0	1,893,855	0	1,893,855
21-1713-0001	Instructional Design Center	0	0.00	222,470	5.20	46,410	0	268,880	8,258	277,138
21-1714-0001	CYFS-General Support	0	0.00	0	0.00	0	0	0	0	0
21-1714-4000	NE Children Youth Fam & Schl F&A	0	0.00	0	0.00	0	0	0	0	0
21-1714-5102	Chld Youth Fam Schl POE	175,833	2.19	32,974	0.68	0	0	208,807	0	208,807
21-1714-5103	POE-CYFS/MAP-Faculty Support	51,389	0.00	0	0.00	0	0	51,389	0	51,389
21-1727-0001	Child Youth & Fam Studies	987,792	12.38	208,223	5.43	249,500	0	1,445,515	86,933	1,532,448
21-1727-0005	CYAF Tori Molfese Start-Up	0	0.00	0	0.00	0	0	0	0	0
21-1727-0006	CYAF Educare	0	0.00	0	0.00	0	0	0	0	0
21-1727-5102	POE Educare Master Teacher	44,232	1.00	0	0.00	0	0	44,232	8,160	52,392
21-1727-5701	CYAF Deliv Fees&Tuition-Dist Ed	0	0.00	0	0.00	0	0	0	0	0
21-1736-0001	Nutrition & Health Sciences	938,971	10.41	111,978	2.21	219,238	0	1,270,187	17,287	1,287,474
21-1736-0002	NHS - HRTM Teaching	0	0.00	0	0.00	0	0	0	0	0
21-1736-5102	POE Nutr Health Sci Genomics	105,920	1.34	0	0.00	0	0	105,920	0	105,920
21-1736-5701	NHS Deliv Fees&Tuition-Dist Ed	0	0.00	0	0.00	0	0	0	0	0
21-1737-0001	Textiles Merchandising & Fashion Design	658,978	7.98	167,947	1.69	172,505	0	999,430	30,873	1,030,303
21-1737-5102	POE TMTD-Ehanced Visual Lit	57,591	1.00	0	0.00	0	0	57,591	9,437	67,028
21-1767-0001	TMTD International Quilt Study Center	0	0.00	47,998	1.00	10,014	0	58,012	4,000	62,012
<b>TOTAL</b>	<b>10,550,071</b>	<b>110.83</b>	<b>4,555,481</b>	<b>85.40</b>	<b>3,024,391</b>	<b>0</b>	<b>18,129,943</b>	<b>1,419,273</b>	<b>19,549,216</b>	

**UNL-State General Fund-711 Revolving/Designated**

COST OBJECT	Dollar	FACULTY	NON FACULTY		EMPLOYEE BENEFITS	PERSONAL SERVICE CREDITS	TOTAL PERSONAL SERVICES	TOTAL OPERATING EXPENSES	TOTAL	
		FTE	Dollar	FTE						
22-1702-0001	CEHS GPIdea Funds	0	0.00	0	0.00	0	0	78,980	78,980	
22-1702-0002	CEHS Gen-Student Tech Fee	0	0.00	0	0.00	0	0	125,527	125,527	
22-1702-0005	CEHS Gen-Talent Golf Tournament	0	0.00	0	0.00	0	0	11,500	11,500	
22-1702-1001	CEHS GPIdea Dean Funds	0	0.00	25,500	0.50	5,565	0	31,065	31,065	
22-1705-0001	CEHS Grad Stud/Rsch/Srv-Revol	0	0.00	649	0.04	142	0	791	2,328	3,119
22-1705-1001	CEHS Grad Std-ALTC	0	0.00	0	0.00	0	0	1,000	1,000	
22-1706-0001	Educational Admin Bur Ed Rsch & Service	0	0.00	0	0.00	0	0	58,326	58,326	
22-1707-0001	Educational Psychology Testing	0	0.00	16,085	0.25	3,509	0	19,594	0	19,594
22-1707-0002	Educational Psychology Lab Fees	0	0.00	0	0.00	0	0	7,000	7,000	
22-1707-0010	Ed Psych Prof Ser-Kenneth Kiewra	0	0.00	0	0.00	0	0	1,000	1,000	
22-1707-0035	Ed Psych-Ctr for Instruc Innov	0	0.00	43,280	0.77	9,443	0	52,723	0	52,723
22-1708-0006	TLTE-Prof Services-Moeller	0	0.00	0	0.00	0	0	1,500	1,500	
22-1710-0001	Spec Educ&Communication Clinic	764,233	10.75	95,735	3.93	187,654	0	1,047,622	151,630	1,199,252
22-1710-0002	Barkley Development Fund	0	0.00	0	0.00	0	0	13,000	13,000	
22-1710-0003	Spec Educ&Communcic Disord Lab Fees	0	0.00	0	0.00	0	0	1,000	1,000	
22-1713-0001	Instructional Design Center	0	0.00	104,296	3.00	22,758	0	127,054	112,000	239,054
22-1714-0001	CYFS-MAP Academy	201,068	3.00	124,058	2.00	70,946	0	396,072	0	396,072
22-1714-0002	CYFS-Rsch Coord Srv	0	0.00	251,628	5.65	54,908	0	306,536	0	306,536
22-1727-0002	CYAF-Family Resource Cnt	0	0.00	0	0.00	0	0	4,500	0	4,500
22-1727-0004	CYAF Teaching Revolving/GPIDEA	62,202	1.26	2,678	0.10	14,158	0	79,038	0	79,038
22-1736-0002	Nutr & Hlth Sci Teaching Revolving	0	0.00	0	0.00	0	0	7,000	7,000	
22-1736-0003	NHS Athletic Fund-Rudy	78,002	1.00	0	0.00	17,021	0	95,023	0	95,023
22-1736-1003	NHS Sci Princ of Food Prep Lab Fee	0	0.00	0	0.00	0	0	4,000	4,000	
22-1736-1004	NHS F&N for Healthy Living Lab Fee	0	0.00	0	0.00	0	0	4,000	4,000	
22-1736-1051	NHS Dietetic Internship Application	0	0.00	0	0.00	0	0	1,800	1,800	
22-1736-1053	NHS Exercise Science	0	0.00	0	0.00	0	0	10,000	10,000	
22-1736-1054	NHS Martial Arts	0	0.00	0	0.00	0	0	1,000	1,000	

COST OBJECT LISTING BY SUB PROGRAM  
 2014-2015 GENERAL OPERATING BUDGET  
 UNIVERSITY OF NEBRASKA - LINCOLN  
 Excluding IANR and NCTA

**SUBPROGRAM #/NAME: 17 College of Education and Human Sciences**

**UNL-State General Fund-711 Revolving/Designated**

COST OBJECT	Dollar	FACULTY	NON FACULTY		EMPLOYEE BENEFITS	PERSONAL SERVICE CREDITS	TOTAL PERSONAL SERVICES	TOTAL OPERATING EXPENSES	TOTAL
		FTE	Dollar	FTE					
22-1737-0001 Textiles Merchandis & Fashion Design Fee	0	0.00	0	0.00	0	0	0	2,921	2,921
22-1737-1001 TMFD Labs	0	0.00	0	0.00	0	0	0	1,000	1,000
<b>TOTAL</b>	<b>1,105,505</b>	<b>16.01</b>	<b>663,909</b>	<b>16.24</b>	<b>386,104</b>	<b>0</b>	<b>2,155,518</b>	<b>601,012</b>	<b>2,756,530</b>

**UNL-Federal Letter of Credit-716 Federal/Restricted**

COST OBJECT	Dollar	FACULTY	NON FACULTY		EMPLOYEE BENEFITS	PERSONAL SERVICE CREDITS	TOTAL PERSONAL SERVICES	TOTAL OPERATING EXPENSES	TOTAL
		FTE	Dollar	FTE					
24-1707-0096001 Educational Psychology	0	0.00	52,406	1.00	11,567	0	63,973	0	63,973
24-1708-0083001 Tch Lrn & Tch Ed	0	0.00	11,133	0.15	2,458	0	13,591	0	13,591
24-1710-0104002 Special Ed & Communications	86,457	1.10	105,456	2.40	42,357	0	234,270	0	234,270
24-1710-0119002 Special Ed & Communications	46,782	0.60	2,067	0.08	10,782	0	59,631	0	59,631
24-1710-0120001 Special Ed & Communications	0	0.00	18,450	0.50	4,072	0	22,522	0	22,522
24-1714-0038008 ADMINISTRATIVE	0	0.00	40,875	0.75	9,024	0	49,899	0	49,899
24-1714-0038010 CSI EVALUATION STUDY 2	52,922	0.63	68,102	1.00	26,711	0	147,735	0	147,735
24-1714-0050001 CYFS Center	18,657	0.26	53,685	1.00	15,967	0	88,309	0	88,309
24-1714-0057001 CYFS Center	0	0.00	22,451	0.50	4,955	0	27,406	0	27,406
24-1714-0070001 CYFS Center	51,191	0.67	15,345	0.50	14,685	0	81,221	0	81,221
<b>TOTAL</b>	<b>256,009</b>	<b>3.26</b>	<b>389,970</b>	<b>7.88</b>	<b>142,578</b>	<b>0</b>	<b>788,557</b>	<b>0</b>	<b>788,557</b>

**UNL-Trust-Grant/Cont/Loan/End-718 Trust/Restricted**

COST OBJECT	Dollar	FACULTY	NON FACULTY		EMPLOYEE BENEFITS	PERSONAL SERVICE CREDITS	TOTAL PERSONAL SERVICES	TOTAL OPERATING EXPENSES	TOTAL
		FTE	Dollar	FTE					
26-1702-0025001 Ed & HS General	0	0.00	17,472	0.60	3,856	0	21,328	0	21,328
26-1707-0119001 Educational Psychology	0	0.00	56,811	1.00	12,538	0	69,349	0	69,349
26-1707-0120001 Educational Psychology	0	0.00	55,157	1.00	12,173	0	67,330	0	67,330
26-1707-0121001 Educational Psychology	0	0.00	51,130	1.00	11,285	0	62,415	0	62,415
26-1707-0122001 Educational Psychology	0	0.00	48,232	1.00	10,645	0	58,877	0	58,877
26-1707-0123001 Educational Psychology	0	0.00	48,232	1.00	10,645	0	58,877	0	58,877
26-1707-0124001 Educational Psychology	0	0.00	48,232	1.00	10,645	0	58,877	0	58,877
26-1707-0125001 Educational Psychology	0	0.00	53,957	1.00	11,909	0	65,866	0	65,866
26-1707-0130001 Educational Psychology	0	0.00	76,143	1.50	16,805	0	92,948	0	92,948
26-1708-0088001 Tch Lrn & Tch Ed	0	0.00	0	1.00	0	0	0	0	0
26-1708-0095001 Tch Lrn & Tch Ed	0	0.00	41,886	1.00	9,245	0	51,131	0	51,131
26-1710-0101001 Special Ed & Communications	23,391	0.30	35,039	1.03	12,896	0	71,326	0	71,326
26-1710-0123001 Special Ed & Communications	0	0.00	95,339	1.50	21,043	0	116,382	0	116,382
26-1710-0126001 Special Ed & Communications	73,000	1.00	0	0.00	16,112	0	89,112	0	89,112
26-1714-0084001 CYFS Center	0	0.00	177,530	3.75	39,182	0	216,712	0	216,712
26-1714-0087001 CYFS Center	86,965	1.15	215,272	3.00	66,707	0	368,944	0	368,944
26-1737-0003001 Othmer Match for A James Prof-James;M.	5,000	0.00	0	0.00	1,105	0	6,105	0	6,105
26-1737-6986001 Textiles Merchandising & Fashion Design	5,000	0.00	0	0.00	1,105	0	6,105	0	6,105
27-1702-0001001 College Ed & Human Sci Dev	0	0.00	10,356	0.32	2,286	0	12,642	0	12,642
27-1702-0016001 Ed & HS General	0	0.00	45,532	1.00	10,050	0	55,582	0	55,582
27-1702-1873001 Ed & HS General	0	0.00	46,500	0.50	10,265	0	56,765	0	56,765
27-1702-3397001 Ed & HS General	15,000	0.00	0	0.00	3,311	0	18,311	0	18,311
27-1702-3674001 Ed & HS General	5,000	0.00	0	0.00	1,105	0	6,105	0	6,105
27-1702-5114001 Ed & HS General	10,000	0.00	0	0.00	2,206	0	12,206	0	12,206
27-1705-0751001 CEHS Grad Studies/Rsch/Srv	46,080	0.63	0	0.00	10,172	0	56,252	0	56,252
27-1710-0010007 Green/Hogan Projects	0	0.00	0	0.00	0	0	0	0	0
27-1710-5699001 Special Ed & Communications	692,786	6.11	349,084	6.22	229,952	0	1,271,822	0	1,271,822
27-1710-5699002 Special Ed & Communications	62,361	1.00	284 <sup>0</sup>	0.00	13,763	0	76,124	0	76,124

COST OBJECT LISTING BY SUB PROGRAM  
 2014-2015 GENERAL OPERATING BUDGET  
 UNIVERSITY OF NEBRASKA - LINCOLN  
 Excluding IANR and NCTA

**SUBPROGRAM #/NAME: 17 College of Education and Human Sciences**

**UNL-Trust-Grant/Cont/Loan/End-718 Trust/Restricted**

COST OBJECT	Dollar	FACULTY	NON FACULTY		EMPLOYEE BENEFITS	PERSONAL SERVICE CREDITS	TOTAL PERSONAL SERVICES	TOTAL OPERATING EXPENSES	TOTAL
		FTE	Dollar	FTE					
27-1714-0051001 CYFS Center	15,000	0.00	0	0.00	3,311	0	18,311	0	18,311
27-1767-0001001 TCD IQSC	0	0.00	41,722	1.00	9,209	0	50,931	0	50,931
27-1767-0002001 TCD IQSC	0	0.00	32,236	1.00	7,115	0	39,351	0	39,351
27-1767-2720101 TCD Intl Quilt Study Center	0	0.00	46,500	0.50	10,265	0	56,765	0	56,765
<b>TOTAL</b>	<b>1,039,583</b>	<b>10.19</b>	<b>1,592,362</b>	<b>30.91</b>	<b>580,906</b>	<b>0</b>	<b>3,212,851</b>	<b>0</b>	<b>3,212,851</b>

**UNL-Auxiliary-719 Auxiliaries & Services/Restricted**

COST OBJECT	Dollar	FACULTY	NON FACULTY		EMPLOYEE BENEFITS	PERSONAL SERVICE CREDITS	TOTAL PERSONAL SERVICES	TOTAL OPERATING EXPENSES	TOTAL
		FTE	Dollar	FTE					
23-1702-0002 CEHS-OLLI Class Fees	0	0.00	33,704	1.00	7,392	0	41,096	37,000	78,096
23-1712-0001 Buros Institute	93,638	1.00	432,739	8.00	115,439	0	641,816	201,631	843,447
23-1712-0002 Buros Center Admin Services	0	0.00	15,889	0.40	3,484	0	19,373	0	19,373
23-1712-0004 Buros Psychometric Consulting	0	0.00	208,870	2.60	45,807	0	254,677	0	254,677
23-1727-0001 CYAF Child Development Lab	111,315	2.60	36,160	1.26	32,342	0	179,817	51,438	231,255
23-1767-0002 TMFD IQSC Admin/Operating	0	0.00	217,033	5.95	47,597	0	264,630	38,385	303,015
<b>TOTAL</b>	<b>204,953</b>	<b>3.60</b>	<b>944,395</b>	<b>19.21</b>	<b>252,061</b>	<b>0</b>	<b>1,401,409</b>	<b>328,454</b>	<b>1,729,863</b>

**SUB PROGRAM TOTAL    13,156,121       144    8,146,117       160    4,386,040       0    25,688,278       2,348,739       28,037,017**

**SUBPROGRAM #/NAME: 20 Academic Services & Enrollment Management**

**UNL-State General Fund-711 State & University Generated/Unrestricted**

COST OBJECT	Dollar	FACULTY	NON FACULTY		EMPLOYEE BENEFITS	PERSONAL SERVICE CREDITS	TOTAL PERSONAL SERVICES	TOTAL OPERATING EXPENSES	TOTAL
		FTE	Dollar	FTE					
21-2001-0001 ASEM Dean's Office	0	0.00	313,965	2.00	65,497	0	379,462	0	379,462
21-2001-0014 ASEM-SIS Exec	0	0.00	427,898	5.00	89,263	0	517,161	226,951	744,112
21-2007-0001 Admissions	0	0.00	1,663,810	40.00	347,088	0	2,010,898	131,616	2,142,514
21-2007-0002 Admissions-New Student Enrollment	0	0.00	172,966	2.02	36,082	0	209,048	0	209,048
21-2007-0005 Admissions-Information Systems	0	0.00	263,890	5.00	55,050	0	318,940	0	318,940
21-2007-0006 Admis-Univ Academy	0	0.00	231,749	4.00	48,345	0	280,094	0	280,094
21-2008-0001 Registrar's Office	0	0.00	1,163,888	34.12	242,799	0	1,406,687	85,451	1,492,138
21-2011-0001 Scholarship/Financial Aid	0	0.00	1,159,997	27.50	241,987	0	1,401,984	61,859	1,463,843
<b>TOTAL</b>	<b>0</b>	<b>0.00</b>	<b>5,398,163</b>	<b>119.64</b>	<b>1,126,111</b>	<b>0</b>	<b>6,524,274</b>	<b>505,877</b>	<b>7,030,151</b>

**UNL-State General Fund-711 Revolving/Designated**

COST OBJECT	Dollar	FACULTY	NON FACULTY		EMPLOYEE BENEFITS	PERSONAL SERVICE CREDITS	TOTAL PERSONAL SERVICES	TOTAL OPERATING EXPENSES	TOTAL
		FTE	Dollar	FTE					
22-2001-0001 ASEM Dean's Revolving	0	0.00	438,488	9.00	95,683	0	534,171	0	534,171
22-2001-0014 ASEM-SIS Revolving	0	0.00	328,114	4.00	71,598	0	399,712	0	399,712
22-2007-0001 Admissions Rvlg-General Operations	0	0.00	880,296	21.60	192,090	0	1,072,386	545,950	1,618,336
22-2007-0002 Admissions -NSE / BRW	0	0.00	203,414	2.10	44,387	0	247,801	216,900	464,701
22-2007-0003 Admissions Rvlg-Red Letter Day	0	0.00	0	0.00	0	0	0	131,900	131,900
22-2007-0004 Admissions Rvlg-Marketing	0	0.00	0	0.00	0	0	0	248,900	248,900
22-2007-0005 Admiss-Technology	0	0.00	0	0.00	0	0	0	107,650	107,650
22-2007-0007 Admissions Rvlg-International	0	0.00	0	0.00	0	0	0	37,700	37,700
22-2007-0008 Admissions -Partnerships	0	0.00	0	0.00	0	0	0	12,000	12,000
22-2007-0009 Admissions Revolving - Transfer	0	0.00	0	0.00	0	0	0	1,850	1,850
22-2007-0010 Admissions Revg - Spec Events	0	0.00	0	0.00	0	0	0	49,600	49,600
22-2007-0011 Admissions-Student Outreach	0	0.00	0	0.00	0	0	0	2,150	2,150

COST OBJECT LISTING BY SUB PROGRAM  
 2014-2015 GENERAL OPERATING BUDGET  
 UNIVERSITY OF NEBRASKA - LINCOLN  
 Excluding IANR and NCTA

**SUBPROGRAM #/NAME: 20 Academic Services & Enrollment Management**

**UNL-State General Fund-711 Revolving/Designated**

COST OBJECT	Dollar	FACULTY	NON FACULTY		EMPLOYEE BENEFITS	PERSONAL SERVICE CREDITS	TOTAL PERSONAL SERVICES	TOTAL OPERATING EXPENSES	TOTAL
		FTE	Dollar	FTE					
22-2007-0012 Admissions Revolving - Telecounseling	0	0.00	27,396	0.00	5,976	0	33,372	8,550	41,922
22-2007-0014 Admissions-Events Mgm	0	0.00	0	0.00	0	0	0	141,700	141,700
22-2008-0002 Registrar's Office-Athletic Cert Rev	0	0.00	136,543	3.50	29,795	0	166,338	0	166,338
<b>TOTAL</b>	<b>0</b>	<b>0.00</b>	<b>2,014,251</b>	<b>40.20</b>	<b>439,529</b>	<b>0</b>	<b>2,453,780</b>	<b>1,504,850</b>	<b>3,958,630</b>
<b>SUB PROGRAM TOTAL</b>									
	<b>0</b>	<b>0</b>	<b>7,412,414</b>	<b>160</b>	<b>1,565,640</b>	<b>0</b>	<b>8,978,054</b>	<b>2,010,727</b>	<b>10,988,781</b>

**SUBPROGRAM #/NAME: 21 Summer Sessions**

**UNL-State General Fund-711 State & University Generated/Unrestricted**

COST OBJECT	Dollar	FACULTY	NON FACULTY		EMPLOYEE BENEFITS	PERSONAL SERVICE CREDITS	TOTAL PERSONAL SERVICES	TOTAL OPERATING EXPENSES	TOTAL
		FTE	Dollar	FTE					
21-2105-0001 Summer Sessions	3,855,527	0.00	443,405	0.00	896,800	0	5,195,732	11,469	5,207,201
<b>TOTAL</b>	<b>3,855,527</b>	<b>0.00</b>	<b>443,405</b>	<b>0.00</b>	<b>896,800</b>	<b>0</b>	<b>5,195,732</b>	<b>11,469</b>	<b>5,207,201</b>
<b>SUB PROGRAM TOTAL</b>									
	<b>3,855,527</b>	<b>0</b>	<b>443,405</b>	<b>0</b>	<b>896,800</b>	<b>0</b>	<b>5,195,732</b>	<b>11,469</b>	<b>5,207,201</b>

**SUBPROGRAM #/NAME: 22 Other Instruction or Research**

**UNL-State General Fund-711 State & University Generated/Unrestricted**

COST OBJECT	Dollar	FACULTY	NON FACULTY		EMPLOYEE BENEFITS	PERSONAL SERVICE CREDITS	TOTAL PERSONAL SERVICES	TOTAL OPERATING EXPENSES	TOTAL
		FTE	Dollar	FTE					
21-2207-0002 Pell Admin Allow Unalloc	0	0.00	0	0.00	0	0	0	0	0
21-2209-0001 Air Science	0	0.00	27,754	1.00	5,791	0	33,545	7,679	41,224
21-2210-0001 Military Science	0	0.00	20,765	0.75	4,332	0	25,097	11,207	36,304
21-2211-0001 Naval Science	0	0.00	20,937	0.75	4,368	0	25,305	6,433	31,738
21-2212-0001 Special Events Commencement	0	0.00	2,536	0.20	529	0	3,065	183,083	186,148
21-2212-0002 Special Events Convocations	0	0.00	0	0.00	0	0	0	4,006	4,006
21-2212-0003 Special Events Honors Day	0	0.00	0	0.00	0	0	0	14,410	14,410
21-2214-0001 Misc Genera Expens Bad Debt Expens Tuit	0	0.00	0	0.00	0	0	0	500,000	500,000
21-2215-0001 Workstudy Matching Control	0	0.00	147,934	0.00	95,089	0	243,023	0	243,023
<b>TOTAL</b>	<b>0</b>	<b>0.00</b>	<b>219,926</b>	<b>2.70</b>	<b>110,109</b>	<b>0</b>	<b>330,035</b>	<b>726,818</b>	<b>1,056,853</b>

**UNL-State General Fund-711 Revolving/Designated**

COST OBJECT	Dollar	FACULTY	NON FACULTY		EMPLOYEE BENEFITS	PERSONAL SERVICE CREDITS	TOTAL PERSONAL SERVICES	TOTAL OPERATING EXPENSES	TOTAL
		FTE	Dollar	FTE					
22-2299-0010 Budget Adjustmen Revolving Budget Adjus	0	0.00	0	0.00	0	0	0	9,550,018	9,550,018
<b>TOTAL</b>	<b>0</b>	<b>0.00</b>	<b>0</b>	<b>0.00</b>	<b>0</b>	<b>0</b>	<b>0</b>	<b>9,550,018</b>	<b>9,550,018</b>
<b>SUB PROGRAM TOTAL</b>									
	<b>0</b>	<b>0</b>	<b>219,926</b>	<b>3</b>	<b>110,109</b>	<b>0</b>	<b>330,035</b>	<b>10,276,836</b>	<b>10,606,871</b>

**SUBPROGRAM #/NAME: 23 Student Aid**

**UNL-State General Fund-711 State & University Generated/Unrestricted**

COST OBJECT	Dollar	FACULTY	NON FACULTY		EMPLOYEE BENEFITS	PERSONAL SERVICE CREDITS	TOTAL PERSONAL SERVICES	TOTAL OPERATING EXPENSES	TOTAL
		FTE	Dollar	FTE					
21-2313-0001 Univ Tuition Assist Grants	0	0.00	0	0.00	0	0	0	757,374	757,374
21-2313-0002 Need Based Aid-UNOG	0	0.00	0	0.00	0	0	0	2,940,775	2,940,775
21-2313-0003 Need Based Aid-Tuit Assist Pgm	0	0.00	0	0.00	0	0	0	2,435,629	2,435,629
			286						

COST OBJECT LISTING BY SUB PROGRAM  
 2014-2015 GENERAL OPERATING BUDGET  
 UNIVERSITY OF NEBRASKA - LINCOLN  
 Excluding IANR and NCTA

**SUBPROGRAM #/NAME: 23 Student Aid**

<b>TOTAL</b>	0	0.00	0	0.00	0	0	0	6,133,778	6,133,778
--------------	---	------	---	------	---	---	---	-----------	-----------

**UNL-Federal Letter of Credit-716 Federal/Restricted**

		FACULTY	NON FACULTY		EMPLOYEE	PERSONAL	TOTAL	TOTAL	
COST OBJECT	Dollar	FTE	Dollar	FTE	BENEFITS	SERVICE CREDITS	PERSONAL SERVICES	OPERATING EXPENSES	TOTAL
24-2307-0005002 UNL McNair Scholars Program 2014	0	0.00	30,298	0.25	6,687	0	36,985	0	36,985
<b>TOTAL</b>	<b>0</b>	<b>0.00</b>	<b>30,298</b>	<b>0.25</b>	<b>6,687</b>	<b>0</b>	<b>36,985</b>	<b>0</b>	<b>36,985</b>
<b>SUB PROGRAM TOTAL</b>	<b>0</b>	<b>0</b>	<b>30,298</b>	<b>0</b>	<b>6,687</b>	<b>0</b>	<b>36,985</b>	<b>6,133,778</b>	<b>6,170,763</b>

**SUBPROGRAM #/NAME: 24 International Programs**

**UNL-State General Fund-711 State & University Generated/Unrestricted**

		FACULTY	NON FACULTY		EMPLOYEE	PERSONAL	TOTAL	TOTAL	
COST OBJECT	Dollar	FTE	Dollar	FTE	BENEFITS	SERVICE CREDITS	PERSONAL SERVICES	OPERATING EXPENSES	TOTAL
21-2405-0001 Education Abroad State Aided	0	0.00	199,348	5.30	41,586	0	240,934	91,208	332,142
<b>TOTAL</b>	<b>0</b>	<b>0.00</b>	<b>199,348</b>	<b>5.30</b>	<b>41,586</b>	<b>0</b>	<b>240,934</b>	<b>91,208</b>	<b>332,142</b>

**UNL-Auxiliary-719 Auxiliaries & Services/Restricted**

		FACULTY	NON FACULTY		EMPLOYEE	PERSONAL	TOTAL	TOTAL	
COST OBJECT	Dollar	FTE	Dollar	FTE	BENEFITS	SERVICE CREDITS	PERSONAL SERVICES	OPERATING EXPENSES	TOTAL
23-2405-0003 Education Abroad Fees	0	0.00	0	0.00	0	0	0	1,605,000	1,605,000
<b>TOTAL</b>	<b>0</b>	<b>0.00</b>	<b>0</b>	<b>0.00</b>	<b>0</b>	<b>0</b>	<b>0</b>	<b>1,605,000</b>	<b>1,605,000</b>
<b>SUB PROGRAM TOTAL</b>	<b>0</b>	<b>0</b>	<b>199,348</b>	<b>5</b>	<b>41,586</b>	<b>0</b>	<b>240,934</b>	<b>1,696,208</b>	<b>1,937,142</b>

**SUBPROGRAM #/NAME: 25 Instruction Budget Adjustments**

**UNL-State General Fund-711 State & University Generated/Unrestricted**

		FACULTY	NON FACULTY		EMPLOYEE	PERSONAL	TOTAL	TOTAL	
COST OBJECT	Dollar	FTE	Dollar	FTE	BENEFITS	SERVICE CREDITS	PERSONAL SERVICES	OPERATING EXPENSES	TOTAL
21-2599-0001 BDGT ADJ PERM BDG	452,814	0.00	10,549,502	0.00	6,247,671	0	17,249,987	-12,586,597	4,663,390
21-2599-5701 Budget Adj Distance Ed	0	0.00	0	0.00	0	0	0	3,751,645	3,751,645
<b>TOTAL</b>	<b>452,814</b>	<b>0.00</b>	<b>10,549,502</b>	<b>0.00</b>	<b>6,247,671</b>	<b>0</b>	<b>17,249,987</b>	<b>-8,834,952</b>	<b>8,415,035</b>

**UNL-State General Fund-711 Cash & Student Contracts/Designated**

		FACULTY	NON FACULTY		EMPLOYEE	PERSONAL	TOTAL	TOTAL	
COST OBJECT	Dollar	FTE	Dollar	FTE	BENEFITS	SERVICE CREDITS	PERSONAL SERVICES	OPERATING EXPENSES	TOTAL
21-2599-4007 Budget Adjustm Unalloc F&A	0	0.00	0	0.00	0	0	0	23,267,612	23,267,612
<b>TOTAL</b>	<b>0</b>	<b>0.00</b>	<b>0</b>	<b>0.00</b>	<b>0</b>	<b>0</b>	<b>0</b>	<b>23,267,612</b>	<b>23,267,612</b>
<b>SUB PROGRAM TOTAL</b>	<b>452,814</b>	<b>0</b>	<b>10,549,502</b>	<b>0</b>	<b>6,247,671</b>	<b>0</b>	<b>17,249,987</b>	<b>14,432,660</b>	<b>31,682,647</b>

**SUBPROGRAM #/NAME: 27 Television and Radio**

**UNL-State General Fund-711 State & University Generated/Unrestricted**

		FACULTY	NON FACULTY		EMPLOYEE	PERSONAL	TOTAL	TOTAL	
COST OBJECT	Dollar	FTE	Dollar	FTE	BENEFITS	SERVICE CREDITS	PERSONAL SERVICES	OPERATING EXPENSES	TOTAL
21-2701-0001 University Television	0	0.00	1,355,849	27.53	282,845	0	1,638,694	-30,353	1,608,341
<b>TOTAL</b>	<b>0</b>	<b>0.00</b>	<b>1,355,849</b>	<b>27.53</b>	<b>282,845</b>	<b>0</b>	<b>1,638,694</b>	<b>-30,353</b>	<b>1,608,341</b>

COST OBJECT LISTING BY SUB PROGRAM  
 2014-2015 GENERAL OPERATING BUDGET  
 UNIVERSITY OF NEBRASKA - LINCOLN  
 Excluding IANR and NCTA

**SUBPROGRAM #/NAME: 27 Television and Radio**

**UNL-State General Fund-711 Revolving/Designated**

COST OBJECT	Dollar	FACULTY	NON FACULTY		EMPLOYEE BENEFITS	PERSONAL SERVICE CREDITS	TOTAL PERSONAL SERVICES	TOTAL OPERATING EXPENSES	TOTAL
		FTE	Dollar	FTE					
22-2701-0001 University Television Revolving	0	0.00	3,819,505	72.95	833,454	0	4,652,959	1,394,381	6,047,340
<b>TOTAL</b>	<b>0</b>	<b>0.00</b>	<b>3,819,505</b>	<b>72.95</b>	<b>833,454</b>	<b>0</b>	<b>4,652,959</b>	<b>1,394,381</b>	<b>6,047,340</b>

**UNL-Trust-Grant/Cont/Loan/End-718 Trust/Restricted**

COST OBJECT	Dollar	FACULTY	NON FACULTY		EMPLOYEE BENEFITS	PERSONAL SERVICE CREDITS	TOTAL PERSONAL SERVICES	TOTAL OPERATING EXPENSES	TOTAL
		FTE	Dollar	FTE					
26-2701-2013001 University Television	0	0.00	559,460	9.60	123,478	0	682,938	0	682,938
<b>TOTAL</b>	<b>0</b>	<b>0.00</b>	<b>559,460</b>	<b>9.60</b>	<b>123,478</b>	<b>0</b>	<b>682,938</b>	<b>0</b>	<b>682,938</b>

**SUB PROGRAM TOTAL**      **0**      **0**      **5,734,814**      **110**      **1,239,777**      **0**      **6,974,591**      **1,364,028**      **8,338,619**

**SUBPROGRAM #/NAME: 28 Museums and Art Gallery**

**UNL-State General Fund-711 State & University Generated/Unrestricted**

COST OBJECT	Dollar	FACULTY	NON FACULTY		EMPLOYEE BENEFITS	PERSONAL SERVICE CREDITS	TOTAL PERSONAL SERVICES	TOTAL OPERATING EXPENSES	TOTAL
		FTE	Dollar	FTE					
21-2805-0001 Museum	125,822	1.00	651,646	12.19	162,187	0	939,655	27,527	967,182
21-2805-0004 Museum-Trailside	0	0.00	20,967	0.76	4,374	0	25,341	0	25,341
21-2805-0006 Museum-Ashfall Park	0	0.00	56,442	0.77	11,774	0	68,216	34,207	102,423
21-2811-0001 Art Gallery	577	0.00	784,580	15.99	163,791	0	948,948	55,320	1,004,268
<b>TOTAL</b>	<b>126,399</b>	<b>1.00</b>	<b>1,513,635</b>	<b>29.71</b>	<b>342,126</b>	<b>0</b>	<b>1,982,160</b>	<b>117,054</b>	<b>2,099,214</b>

**UNL-State General Fund-711 Revolving/Designated**

COST OBJECT	Dollar	FACULTY	NON FACULTY		EMPLOYEE BENEFITS	PERSONAL SERVICE CREDITS	TOTAL PERSONAL SERVICES	TOTAL OPERATING EXPENSES	TOTAL
		FTE	Dollar	FTE					
22-2805-0001 Museum-Mueller Planetarium	0	0.00	29,330	0.64	6,400	0	35,730	1,000	36,730
22-2805-0002 Museum - Nebraska Hall Projects	0	0.00	0	0.00	0	0	0	0	0
22-2805-0003 Museum-Special Projects	0	0.00	4,853	0.13	1,059	0	5,912	8,000	13,912
22-2805-0004 Museum-Ashfall Ed Program	0	0.00	33,875	0.80	7,392	0	41,267	21,773	63,040
22-2811-0001 Sheldon Art Gallery - Art Exhibit Pgm	0	0.00	114,992	2.88	25,093	0	140,085	27,300	167,385
22-2811-0002 Sheldon Art Gallery-Facility/Security Fe	0	0.00	0	0.00	0	0	0	6,500	6,500
<b>TOTAL</b>	<b>0</b>	<b>0.00</b>	<b>183,050</b>	<b>4.45</b>	<b>39,944</b>	<b>0</b>	<b>222,994</b>	<b>64,573</b>	<b>287,567</b>

**UNL-Trust-Grant/Cont/Loan/End-718 Trust/Restricted**

COST OBJECT	Dollar	FACULTY	NON FACULTY		EMPLOYEE BENEFITS	PERSONAL SERVICE CREDITS	TOTAL PERSONAL SERVICES	TOTAL OPERATING EXPENSES	TOTAL
		FTE	Dollar	FTE					
26-2805-0006001 E F Schramm Fund	0	0.00	21,809	0.50	4,814	0	26,623	0	26,623
26-2805-0009001 Mueller Planetarium Fund	0	0.00	18,633	0.28	4,112	0	22,745	0	22,745
26-2805-0012001 Dolly Hagan Fund	0	0.00	9,794	0.20	2,161	0	11,955	0	11,955
26-2805-0015017 Neb Roads 2013-14 Highway Paleo Salvage	0	0.00	0	0.00	0	0	0	0	0
26-2805-0015018 Neb Roads 2014-15 Highway Paleo Salvage	0	0.00	51,285	1.00	11,321	0	62,606	0	62,606
26-2805-0028001 Encounter Center Operations	0	0.00	4,153	0.10	917	0	5,070	0	5,070
26-2805-0029001 Museum Security -0031	0	0.00	34,537	0.83	7,622	0	42,159	0	42,159
26-2805-0055001 T MYLAN STOUT FUND	0	0.00	32,742	0.80	7,227	0	39,969	0	39,969
27-2805-0102001 Museum	0	0.00	35,360	1.00	7,804	0	43,164	0	43,164
27-2811-0007001 Schweser Fund	0	0.00	45,756	1.50	10,099	0	55,855	0	55,855
<b>TOTAL</b>	<b>0</b>	<b>0.00</b>	<b>254,069</b>	<b>6.21</b>	<b>56,077</b>	<b>0</b>	<b>310,146</b>	<b>0</b>	<b>310,146</b>



COST OBJECT LISTING BY SUB PROGRAM  
 2014-2015 GENERAL OPERATING BUDGET  
 UNIVERSITY OF NEBRASKA - LINCOLN  
 Excluding IANR and NCTA

**SUBPROGRAM #/NAME: 28 Museums and Art Gallery**

**UNL-Auxiliary-719 Auxiliaries & Services/Restricted**

COST OBJECT	Dollar	FACULTY		NON FACULTY		EMPLOYEE BENEFITS	PERSONAL SERVICE CREDITS	TOTAL PERSONAL SERVICES	TOTAL OPERATING EXPENSES	TOTAL
		FTE	Dollar	FTE	Dollar					
23-2805-0001 Museum Shop	0	0.00	7,580	0.06	1,662	0	9,242	64,476	73,718	
23-2805-0002 Museum Shop Trailside	0	0.00	17,801	0.54	3,903	0	21,704	16,303	38,007	
23-2805-0003 Ashfall Museum Shop	0	0.00	16,295	0.50	3,573	0	19,868	0	19,868	
<b>TOTAL</b>	<b>0</b>	<b>0.00</b>	<b>41,676</b>	<b>1.10</b>	<b>9,138</b>	<b>0</b>	<b>50,814</b>	<b>80,779</b>	<b>131,593</b>	
<b>SUB PROGRAM TOTAL</b>	<b>126,399</b>	<b>1</b>	<b>1,992,430</b>	<b>41</b>	<b>447,285</b>	<b>0</b>	<b>2,566,114</b>	<b>262,406</b>	<b>2,828,520</b>	

**SUBPROGRAM #/NAME: 29 Information Services**

**UNL-State General Fund-711 State & University Generated/Unrestricted**

COST OBJECT	Dollar	FACULTY		NON FACULTY		EMPLOYEE BENEFITS	PERSONAL SERVICE CREDITS	TOTAL PERSONAL SERVICES	TOTAL OPERATING EXPENSES	TOTAL
		FTE	Dollar	FTE	Dollar					
21-2905-0001 Office of Information Technology Service	0	0.00	0	0.00	0	0	0	0	0	
21-2907-0001 Tele/Radio Communications	0	0.00	0	0.00	0	0	0	0	0	
21-2910-0001 Admin	49,066	0.40	1,361,260	12.00	294,208	0	1,704,534	1,385,554	3,090,088	
21-2911-0001 Infrastructure	0	0.00	1,089,521	16.96	227,285	0	1,316,806	0	1,316,806	
21-2911-2000 Operator Services	0	0.00	76,220	1.59	15,901	0	92,121	4,180	96,301	
21-2913-0001 IT Security	0	0.00	80,000	1.00	16,688	0	96,688	0	96,688	
21-2914-0001 Client Services/ETS	0	0.00	521,910	8.45	108,875	0	630,785	0	630,785	
21-2914-0002 Analytics	0	0.00	50,523	1.00	10,540	0	61,063	0	61,063	
21-2914-0003 Information Systems	0	0.00	443,447	5.78	92,508	0	535,955	0	535,955	
21-2914-0004 Instructional Technology	0	0.00	369,394	6.09	77,059	0	446,453	0	446,453	
<b>TOTAL</b>	<b>49,066</b>	<b>0.40</b>	<b>3,992,275</b>	<b>52.86</b>	<b>843,064</b>	<b>0</b>	<b>4,884,405</b>	<b>1,389,734</b>	<b>6,274,139</b>	

**UNL-State General Fund-711 Revolving/Designated**

COST OBJECT	Dollar	FACULTY		NON FACULTY		EMPLOYEE BENEFITS	PERSONAL SERVICE CREDITS	TOTAL PERSONAL SERVICES	TOTAL OPERATING EXPENSES	TOTAL
		FTE	Dollar	FTE	Dollar					
22-2905-0003 Client Services	0	0.00	0	0.00	0	0	0	0	0	
22-2905-0004 Appl Dev & Support	0	0.00	0	0.00	0	0	0	0	0	
22-2905-0005 Student Technology Services	0	0.00	0	0.30	0	0	0	0	0	
22-2905-0006 Instr Fac Design/Support	0	0.00	0	0.00	0	0	0	0	0	
22-2905-1001 Uniprint Laser Printing Services	0	0.00	0	0.00	0	0	0	0	0	
22-2905-1200 Custom Support-Client Srv	0	0.00	0	0.00	0	0	0	0	0	
22-2905-2100 SVCAA General Initiatives Supp	0	0.00	0	0.00	0	0	0	0	0	
22-2911-0001 Infrastructure	0	0.00	736,338	10.97	160,653	0	896,991	3,340,000	4,236,991	
22-2911-0002 RESnet	0	0.00	88,554	2.00	19,320	0	107,874	21,000	128,874	
22-2911-0003 Telecommunications	0	0.00	598,855	10.75	136,059	0	734,914	2,895,000	3,629,914	
22-2911-0007 ITS Revenue Tax	0	0.00	0	0.00	0	0	0	190,000	190,000	
22-2911-1001 Data Storage	0	0.00	53,091	1.00	11,583	0	64,674	0	64,674	
22-2911-1003 Student Infrastructure	0	0.00	27,671	0.47	6,038	0	33,709	317,000	350,709	
22-2911-1004 Student Technology Fee Special	0	0.00	0	0.00	0	0	0	1,000,000	1,000,000	
22-2911-3002 Operator Services	0	0.00	176,766	5.04	38,567	0	215,333	0	215,333	
22-2914-0001 Student Technology Fee General	0	0.00	734,377	6.38	160,226	0	894,603	1,110,511	2,005,114	
22-2914-0002 Enterprise Technology Support	0	0.00	812,502	16.85	177,272	0	989,774	-906,743	83,031	
22-2914-0003 Application Development	0	0.00	149,137	2.42	32,539	0	181,676	-181,676	0	
22-2914-0006 Classrooms/Buildings Design	0	0.00	11,986	0.22	0	0	11,986	-11,986	0	
22-2914-6001 CBD Overhead	0	0.00	156,426	3.24	34,129	0	190,555	0	190,555	
22-2914-7001 SVCAA General Initiatives Supp	0	0.00	127,601	1.97	27,839	0	155,440	6,000	161,440	
22-2914-7002 SVCAA Dist Ed Fee Initiatives Supp	0	0.00	398,767	5.00	87,003	0	485,770	387,655	873,425	

COST OBJECT LISTING BY SUB PROGRAM  
 2014-2015 GENERAL OPERATING BUDGET  
 UNIVERSITY OF NEBRASKA - LINCOLN  
 Excluding IANR and NCTA

**SUBPROGRAM #/NAME: 29 Information Services**

		TOTAL	0	0.00	4,072,071	66.60	891,228	0	4,963,299	8,166,761	13,130,060
<b>UNL-Auxiliary-719 Auxiliaries &amp; Services/Restricted</b>											
COST OBJECT	Dollar	FACULTY FTE	NON FACULTY Dollar	FTE	EMPLOYEE BENEFITS	PERSONAL SERVICE CREDITS	TOTAL PERSONAL SERVICES	TOTAL OPERATING EXPENSES	TOTAL		
23-2906-0001	Computer Sales Oper	0	0.00	0	0.00	0	0	0	0	0	0
23-2906-0003	Network Maint Services	0	0.00	0	0.00	0	0	0	0	0	0
23-2906-0005	RESnet	0	0.00	0	0.00	0	0	0	0	0	0
23-2906-0008	Student Services	0	0.00	0	0.00	0	0	0	0	0	0
23-2906-0009	Greek House Networking	0	0.00	0	0.00	0	0	0	0	0	0
23-2906-1100	Computer Sales Union	0	0.00	0	0.00	0	0	0	0	0	0
23-2907-0001	Campus Telephone	0	0.00	0	0.00	0	0	0	0	0	0
23-2907-0006	Telephone Infrastructure	0	0.00	0	0.00	0	0	0	0	0	0
23-2907-0007	External Services	0	0.00	0	0.00	0	0	0	0	0	0
23-2911-0001	Greek House Networking	0	0.00	0	0.00	0	0	89,000	89,000	89,000	89,000
23-2912-0001	Computer Sales	0	0.00	232,964	2.80	51,095	0	284,059	2,060,000	2,344,059	2,344,059
23-2912-0002	Computer Repair	0	0.00	67,685	2.00	14,844	0	82,529	0	82,529	82,529
23-2912-0003	Cell Phone Sales	0	0.00	123,099	2.25	26,999	0	150,098	3,745,000	3,895,098	3,895,098
23-2914-0001	Printing Services	0	0.00	49,763	0.99	10,914	0	60,677	53,261	113,938	113,938
<b>TOTAL</b>		<b>0</b>	<b>0.00</b>	<b>473,511</b>	<b>8.04</b>	<b>103,852</b>	<b>0</b>	<b>577,363</b>	<b>5,947,261</b>	<b>6,524,624</b>	<b>6,524,624</b>
<b>SUB PROGRAM TOTAL</b>		<b>49,066</b>	<b>0</b>	<b>8,537,857</b>	<b>128</b>	<b>1,838,144</b>	<b>0</b>	<b>10,425,067</b>	<b>15,503,756</b>	<b>25,928,823</b>	<b>25,928,823</b>

**SUBPROGRAM #/NAME: 30 Extended Education**

**UNL-State General Fund-711 State & University Generated/Unrestricted**

COST OBJECT	Dollar	FACULTY FTE	NON FACULTY Dollar	FTE	EMPLOYEE BENEFITS	PERSONAL SERVICE CREDITS	TOTAL PERSONAL SERVICES	TOTAL OPERATING EXPENSES	TOTAL		
21-3001-0001	Online & Distance Ed Tax	0	0.00	154,766	1.55	32,285	0	187,051	15,101	202,152	202,152
21-3001-5701	Distance Pgms Acad Dept Tsfs	0	0.00	0	0.00	0	0	0	0	0	0
21-3001-5703	Distance Pgms Online Worldwide Fund	0	0.00	0	0.00	0	0	1,117,000	1,117,000	1,117,000	1,117,000
21-3005-0001	Distance & Blended College Team Tax	0	0.00	856,833	19.00	178,745	0	1,035,578	100,922	1,136,500	1,136,500
<b>TOTAL</b>		<b>0</b>	<b>0.00</b>	<b>1,011,599</b>	<b>20.55</b>	<b>211,030</b>	<b>0</b>	<b>1,222,629</b>	<b>1,233,023</b>	<b>2,455,652</b>	<b>2,455,652</b>

**UNL-State General Fund-711 Revolving/Designated**

COST OBJECT	Dollar	FACULTY FTE	NON FACULTY Dollar	FTE	EMPLOYEE BENEFITS	PERSONAL SERVICE CREDITS	TOTAL PERSONAL SERVICES	TOTAL OPERATING EXPENSES	TOTAL		
22-3001-0002	Online & Dist Ed Revolving	0	0.00	22,778	0.20	4,970	0	27,748	0	27,748	27,748
22-3005-0001	Distance & Blended College Team Rev	0	0.00	0	0.00	0	0	0	0	0	0
22-3007-0002	Professional Programs	0	0.00	118,767	2.80	25,983	0	144,750	-144,750	0	0
22-3007-2003	Server Training	0	0.00	304	0.00	66	0	370	-370	0	0
22-3015-0003	Shipping & Receiving	0	0.00	23,529	0.50	5,135	0	28,664	-28,664	0	0
22-3018-0001	Conferences Administration	0	0.00	57,641	1.55	12,578	0	70,219	76,730	146,949	146,949
<b>TOTAL</b>		<b>0</b>	<b>0.00</b>	<b>223,019</b>	<b>5.05</b>	<b>48,732</b>	<b>0</b>	<b>271,751</b>	<b>-97,054</b>	<b>174,697</b>	<b>174,697</b>
<b>SUB PROGRAM TOTAL</b>		<b>0</b>	<b>0</b>	<b>1,234,618</b>	<b>26</b>	<b>259,762</b>	<b>0</b>	<b>1,494,380</b>	<b>1,135,969</b>	<b>2,630,349</b>	<b>2,630,349</b>

**SUBPROGRAM #/NAME: 32 Research Initiative**

**UNL-State General Fund-711 State & University Generated/Unrestricted**

COST OBJECT	Dollar	FACULTY FTE	NON FACULTY Dollar	FTE	EMPLOYEE BENEFITS	PERSONAL SERVICE CREDITS	TOTAL PERSONAL SERVICES	TOTAL OPERATING EXPENSES	TOTAL		
21-3208-0001	Biotechnology - Rsch Init Funds	0	0.00	0	0.00	0	0	0	0	0	0
				290							

COST OBJECT LISTING BY SUB PROGRAM  
 2014-2015 GENERAL OPERATING BUDGET  
 UNIVERSITY OF NEBRASKA - LINCOLN  
 Excluding IANR and NCTA

**SUBPROGRAM #/NAME: 32 Research Initiative**

**UNL-State General Fund-711 State & University Generated/Unrestricted**

COST OBJECT	Dollar	FACULTY	NON FACULTY		EMPLOYEE BENEFITS	PERSONAL SERVICE CREDITS	TOTAL PERSONAL SERVICES	TOTAL OPERATING EXPENSES	TOTAL
		FTE	Dollar	FTE					
21-3208-0002	Cnt Biotech-Bioinformatics Facility	0	0.00	0	0.00	0	0	0	0
21-3208-0004	Cnt Biotech - Protein Sequencing	0	0.00	0	0.00	0	0	0	0
21-3208-0006	Center For Biotech-Microscopy Fac-Zhou	0	0.00	0	0.00	0	0	0	0
21-3208-0013	Center For Biotech-Mass Spec-Cerny	0	0.00	0	0.00	0	0	0	0
21-3208-0017	Cen For Biotech-Plant Transform-Clement	0	0.00	0	0.00	0	0	0	0
21-3208-0031	Biotech-MicroArray/BiaCore	0	0.00	0	0.00	0	0	0	0
21-3213-0009	Elec Engr-Nanohybrid Hire	0	0.00	0	0.00	0	0	0	0
21-3215-0001	Materials Rsch-Sellmyer-Adm/Pay/Trav	0	0.00	0	0.00	0	0	0	0
21-3218-0002	Water Center Nebr Res Initiative Core	0	0.00	0	0.00	0	0	0	0
21-3241-0001	Holland Computing Center Core Funds	0	0.00	0	0.00	0	0	0	0
21-3241-0003	Holland Computing Center Core Facility	0	0.00	0	0.00	0	0	0	0
21-3242-0004	NRI Core Center for Brain/ Biology & Beh	0	0.00	0	0.00	0	0	0	0
<b>TOTAL</b>		<b>0</b>	<b>0.00</b>	<b>0</b>	<b>0.00</b>	<b>0</b>	<b>0</b>	<b>0</b>	<b>0</b>
<b>SUB PROGRAM TOTAL</b>		<b>0</b>	<b>0</b>	<b>0</b>	<b>0</b>	<b>0</b>	<b>0</b>	<b>0</b>	<b>0</b>

**SUBPROGRAM #/NAME: 33 Facilities Mgmt & Planning**

**UNL-State General Fund-711 State & University Generated/Unrestricted**

COST OBJECT	Dollar	FACULTY	NON FACULTY		EMPLOYEE BENEFITS	PERSONAL SERVICE CREDITS	TOTAL PERSONAL SERVICES	TOTAL OPERATING EXPENSES	TOTAL	
		FTE	Dollar	FTE						
21-3301-0001	Facilities Management	0	0.00	0	0.00	0	0	0	0	
21-3301-0010	FMO Administration	0	0.00	414,269	3.00	86,421	0	500,690	35,096	535,786
21-3301-0011	Facilities Business Sys Supp	0	0.00	366,740	5.00	76,506	0	443,246	7,900	451,146
21-3301-0043	Facilities Business Operations	0	0.00	569,369	11.00	118,777	0	688,146	38,300	726,446
21-3305-0001	Facilities Mgmt Plan & Constrc	0	0.00	356,428	0.00	0	0	356,428	61,224	417,652
21-3305-1001	FPC-Mgmt Salaries	0	0.00	375,404	5.00	78,313	0	453,717	0	453,717
21-3306-0005	Bldg Rpr & Maint-Control Sys Maint Div	0	0.00	3,698,883	73.40	771,624	0	4,470,507	1,567,771	6,038,278
21-3306-0006	Bldg Rpr & Maint-Def Rpr Renov	0	0.00	0	0.00	0	0	0	208,316	208,316
21-3306-1002	BSM-Mgm Salaries	0	0.00	630,972	7.00	131,627	0	762,599	0	762,599
21-3307-0001	Custodial	0	0.00	6,031,490	198.25	1,258,229	0	7,289,719	449,090	7,738,809
21-3309-0001	Utility Operations	0	0.00	0	0.00	0	0	0	25,198,671	25,198,671
21-3309-0005	Wireless	0	0.00	0	0.00	0	0	0	225,000	225,000
21-3312-0001	Landscape Services	0	0.00	1,319,853	35.38	275,335	0	1,595,188	436,887	2,032,075
21-3312-1001	Landscape Srv-Mgm Sal	0	0.00	81,206	1.00	16,940	0	98,146	0	98,146
21-3313-0001	Recycling Program	0	0.00	0	0.00	0	0	0	30,000	30,000
21-3314-0001	Rental Physical Plant Property	0	0.00	0	0.00	0	0	0	148,939	148,939
<b>TOTAL</b>		<b>0</b>	<b>0.00</b>	<b>13,844,614</b>	<b>339.03</b>	<b>2,813,772</b>	<b>0</b>	<b>16,658,386</b>	<b>28,407,194</b>	<b>45,065,580</b>

**UNL-State General Fund-711 Revolving/Designated**

COST OBJECT	Dollar	FACULTY	NON FACULTY		EMPLOYEE BENEFITS	PERSONAL SERVICE CREDITS	TOTAL PERSONAL SERVICES	TOTAL OPERATING EXPENSES	TOTAL	
		FTE	Dollar	FTE						
22-3305-0001	A & E Services	0	0.00	2,086,318	33.00	455,255	0	2,541,573	-2,541,573	0
22-3306-0001	Bldg Sys Maint-Service Center Operations	0	0.00	1,871,091	41.00	408,290	0	2,279,381	-2,279,381	0
22-3307-0001	Custodial Svcs-Service Cntr Operations	0	0.00	561,095	19.75	122,438	0	683,533	-683,533	0
22-3312-0001	Landscape Services	0	0.00	358,161	9.00	78,153	0	436,314	-436,314	0
22-3313-0001	Waste Mgm & Recycling Operations	0	0.00	94,223	3.25	20,560	0	114,783	0	114,783
<b>TOTAL</b>		<b>0</b>	<b>0.00</b>	<b>4,970,888</b>	<b>106.00</b>	<b>1,084,696</b>	<b>0</b>	<b>6,055,584</b>	<b>-5,940,801</b>	<b>114,783</b>

COST OBJECT LISTING BY SUB PROGRAM  
 2014-2015 GENERAL OPERATING BUDGET  
 UNIVERSITY OF NEBRASKA - LINCOLN  
 Excluding IANR and NCTA

**SUBPROGRAM #/NAME: 33 Facilities Mgmt & Planning**

**UNL-Auxiliary-719 Auxiliaries & Services/Restricted**

COST OBJECT	Dollar	FACULTY	NON FACULTY		EMPLOYEE BENEFITS	PERSONAL SERVICE CREDITS	TOTAL PERSONAL SERVICES	TOTAL OPERATING EXPENSES	TOTAL
		FTE	Dollar	FTE					
23-3313-0001 Recycling Program	0	0.00	0	0.00	0	0	0	5,000	5,000
23-3314-0001 Rental Prop Misc Fees & Rental Inc	0	0.00	0	0.00	0	0	0	5,000	5,000
23-3314-0007 Rental Property-1901 Y Street	0	0.00	0	0.00	0	0	0	25,000	25,000
23-3397-0003 Power Plant Clearing	0	0.00	2,770,573	51.00	607,614	0	3,378,187	2,081,517	5,459,704
<b>TOTAL</b>	<b>0</b>	<b>0.00</b>	<b>2,770,573</b>	<b>51.00</b>	<b>607,614</b>	<b>0</b>	<b>3,378,187</b>	<b>2,116,517</b>	<b>5,494,704</b>
<b>SUB PROGRAM TOTAL</b>	<b>0</b>	<b>0</b>	<b>21,586,075</b>	<b>496</b>	<b>4,506,082</b>	<b>0</b>	<b>26,092,157</b>	<b>24,582,910</b>	<b>50,675,067</b>

**SUBPROGRAM #/NAME: 34 Innovation Campus**

**UNL-State General Fund-711 Revolving/Designated**

COST OBJECT	Dollar	FACULTY	NON FACULTY		EMPLOYEE BENEFITS	PERSONAL SERVICE CREDITS	TOTAL PERSONAL SERVICES	TOTAL OPERATING EXPENSES	TOTAL
		FTE	Dollar	FTE					
22-3405-0001 Innovation Campus	0	0.00	0	0.00	0	0	0	100,000	100,000
<b>TOTAL</b>	<b>0</b>	<b>0.00</b>	<b>0</b>	<b>0.00</b>	<b>0</b>	<b>0</b>	<b>0</b>	<b>100,000</b>	<b>100,000</b>
<b>SUB PROGRAM TOTAL</b>	<b>0</b>	<b>0</b>	<b>0</b>	<b>0</b>	<b>0</b>	<b>0</b>	<b>0</b>	<b>100,000</b>	<b>100,000</b>

**SUBPROGRAM #/NAME: 41 Executive Administration**

**UNL-State General Fund-711 State & University Generated/Unrestricted**

COST OBJECT	Dollar	FACULTY	NON FACULTY		EMPLOYEE BENEFITS	PERSONAL SERVICE CREDITS	TOTAL PERSONAL SERVICES	TOTAL OPERATING EXPENSES	TOTAL
		FTE	Dollar	FTE					
21-4101-0001 Chancellor	0	0.00	896,950	6.84	187,114	0	1,084,064	191,571	1,275,635
21-4101-0003 Chancellor Housing Allowance	0	0.00	0	0.00	0	0	0	0	0
<b>TOTAL</b>	<b>0</b>	<b>0.00</b>	<b>896,950</b>	<b>6.84</b>	<b>187,114</b>	<b>0</b>	<b>1,084,064</b>	<b>191,571</b>	<b>1,275,635</b>

**UNL-Trust-Grant/Cont/Loan/End-718 Trust/Restricted**

COST OBJECT	Dollar	FACULTY	NON FACULTY		EMPLOYEE BENEFITS	PERSONAL SERVICE CREDITS	TOTAL PERSONAL SERVICES	TOTAL OPERATING EXPENSES	TOTAL
		FTE	Dollar	FTE					
27-4101-0014001 Chancellors Office	0	0.00	55,716	0.16	12,299	0	68,015	0	68,015
<b>TOTAL</b>	<b>0</b>	<b>0.00</b>	<b>55,716</b>	<b>0.16</b>	<b>12,299</b>	<b>0</b>	<b>68,015</b>	<b>0</b>	<b>68,015</b>
<b>SUB PROGRAM TOTAL</b>	<b>0</b>	<b>0</b>	<b>952,666</b>	<b>7</b>	<b>199,413</b>	<b>0</b>	<b>1,152,079</b>	<b>191,571</b>	<b>1,343,650</b>

**SUBPROGRAM #/NAME: 42 Student Services**

**UNL-State General Fund-711 State & University Generated/Unrestricted**

COST OBJECT	Dollar	FACULTY	NON FACULTY		EMPLOYEE BENEFITS	PERSONAL SERVICE CREDITS	TOTAL PERSONAL SERVICES	TOTAL OPERATING EXPENSES	TOTAL
		FTE	Dollar	FTE					
21-4201-0001 V C For Student Affairs	0	0.00	651,722	7.25	135,955	0	787,677	-587,519	200,158
21-4201-0002 V C For Student Affairs Publicat Adviso	0	0.00	7,898	0.12	1,648	0	9,546	0	9,546
21-4210-0001 TRIO Programs	0	0.00	41,431	0.26	8,643	0	50,074	6,199	56,273
21-4210-0003 SSS/UNL Cost Share Funds	0	0.00	30,062	0.76	6,271	0	36,333	29,881	66,214
21-4213-0001 Student Judicial Affairs	0	0.00	100,249	1.00	20,912	0	121,161	11,473	132,634
21-4214-0001 Services For Student With Disabilities	0	0.00	121,105	1.37	25,265	0	146,370	-1,787	144,583
21-4214-0003 Other Std Srv-Prospective Student Info L	0	0.00	0	0.00	0	0	0	23,064	23,064
21-4215-0001 NU City Union Facility Operating	0	0.00	200,660	8.00	41,860	0	242,520	-6,320	236,200
21-4215-0002 NU JGMC Gaughan Utilities	0	0.00	70,360	2.00	14,677	0	85,037	31,292	116,329
			292						

COST OBJECT LISTING BY SUB PROGRAM  
 2014-2015 GENERAL OPERATING BUDGET  
 UNIVERSITY OF NEBRASKA - LINCOLN  
 Excluding IANR and NCTA

**SUBPROGRAM #/NAME: 42 Student Services**

**UNL-State General Fund-711 State & University Generated/Unrestricted**

COST OBJECT	Dollar	FACULTY		NON FACULTY		EMPLOYEE BENEFITS	PERSONAL SERVICE CREDITS	TOTAL PERSONAL SERVICES	TOTAL OPERATING EXPENSES	TOTAL
		FTE	Dollar	FTE	Dollar					
21-4215-0003 NU OASIS	0	0.00	201,899	5.10	42,118	0	244,017	42,326	286,343	
21-4215-1001 NU East Union Facilities Operating	0	0.00	55,994	2.00	11,681	0	67,675	0	67,675	
21-4299-0001 Budget Adjustment Permanent Budget Adj	0	0.00	0	0.00	0	0	0	9,812	9,812	
<b>TOTAL</b>	<b>0</b>	<b>0.00</b>	<b>1,481,380</b>	<b>27.85</b>	<b>309,030</b>	<b>0</b>	<b>1,790,410</b>	<b>-441,579</b>	<b>1,348,831</b>	

**UNL-State General Fund-711 Revolving/Designated**

COST OBJECT	Dollar	FACULTY		NON FACULTY		EMPLOYEE BENEFITS	PERSONAL SERVICE CREDITS	TOTAL PERSONAL SERVICES	TOTAL OPERATING EXPENSES	TOTAL
		FTE	Dollar	FTE	Dollar					
22-4201-0007 VCSA-Peer Financial Education Project	0	0.00	37,303	1.00	8,139	0	45,442	0	45,442	
22-4205-0001 Greek Affairs-Revolving	0	0.00	85,485	1.00	18,654	0	104,139	0	104,139	
22-4213-0001 Student Life	0	0.00	45,273	1.00	9,880	0	55,153	7,500	62,653	
22-4214-0001 VCSA Other Student Services	0	0.00	47,334	1.00	10,328	0	57,662	0	57,662	
22-4214-0002 Student Serv Disab-Community Events	0	0.00	103,160	1.91	22,511	0	125,671	0	125,671	
<b>TOTAL</b>	<b>0</b>	<b>0.00</b>	<b>318,555</b>	<b>5.91</b>	<b>69,512</b>	<b>0</b>	<b>388,067</b>	<b>7,500</b>	<b>395,567</b>	

**UNL-Federal Letter of Credit-716 Federal/Restricted**

COST OBJECT	Dollar	FACULTY		NON FACULTY		EMPLOYEE BENEFITS	PERSONAL SERVICE CREDITS	TOTAL PERSONAL SERVICES	TOTAL OPERATING EXPENSES	TOTAL
		FTE	Dollar	FTE	Dollar					
24-4206-2014001 Career Services	0	0.00	49,500	1.00	10,925	0	60,425	0	60,425	
24-4210-0019041 US ED 11-12 NE Neb Upward Bound	0	0.00	23,444	1.00	5,175	0	28,619	0	28,619	
24-4210-0021031 US ED 13-14 Student Support Services	0	0.00	199,081	4.24	43,939	0	243,020	0	243,020	
24-4210-0022021 US ED 13-14 Admin Talent Search Program	0	0.00	218,261	5.25	48,173	0	266,434	0	266,434	
24-4210-0023011 Multicultural Affair	0	0.00	42,029	1.25	9,277	0	51,306	0	51,306	
24-4210-0024011 Multicultural Affair	0	0.00	106,588	2.25	23,526	0	130,114	0	130,114	
<b>TOTAL</b>	<b>0</b>	<b>0.00</b>	<b>638,903</b>	<b>14.99</b>	<b>141,015</b>	<b>0</b>	<b>779,918</b>	<b>0</b>	<b>779,918</b>	

**UNL-Trust-Grant/Cont/Loan/End-718 Trust/Restricted**

COST OBJECT	Dollar	FACULTY		NON FACULTY		EMPLOYEE BENEFITS	PERSONAL SERVICE CREDITS	TOTAL PERSONAL SERVICES	TOTAL OPERATING EXPENSES	TOTAL
		FTE	Dollar	FTE	Dollar					
26-4201-0031001 VC Student Affairs	0	0.00	16,933	0.50	3,737	0	20,670	0	20,670	
27-4207-0001001 Admissions	0	0.00	136,763	3.40	30,189	0	166,952	0	166,952	
27-4211-0001001 Un Fdn-Short Term Loan Counseling Fd	0	0.00	60,923	2.00	13,445	0	74,368	0	74,368	
<b>TOTAL</b>	<b>0</b>	<b>0.00</b>	<b>214,619</b>	<b>5.90</b>	<b>47,371</b>	<b>0</b>	<b>261,990</b>	<b>0</b>	<b>261,990</b>	

**UNL-Auxiliary-719 Auxiliaries & Services/Restricted**

COST OBJECT	Dollar	FACULTY		NON FACULTY		EMPLOYEE BENEFITS	PERSONAL SERVICE CREDITS	TOTAL PERSONAL SERVICES	TOTAL OPERATING EXPENSES	TOTAL
		FTE	Dollar	FTE	Dollar					
23-4201-0001 VCSA-Diversion Pgm	0	0.00	66,144	1.00	14,506	0	80,650	38,000	118,650	
23-4201-0002 VCSA-Nebraska Campus Compact	0	0.00	16,933	0.50	3,713	0	20,646	10,500	31,146	
23-4212-0001 University Health Service	307,468	2.05	690,748	11.23	218,934	0	1,217,150	4,089,837	5,306,987	
23-4212-1011 Univ Health Serv-Main Clinic	392,512	2.73	857,568	14.63	274,155	0	1,524,235	0	1,524,235	
23-4212-1012 Univ Health Serv-Allergy	0	0.00	25,726	0.50	5,642	0	31,368	0	31,368	
23-4212-1014 Univ Health Serv-Immun/Travel	0	0.00	125,509	2.00	27,525	0	153,034	0	153,034	
23-4212-1015 UHS-Health Promotion & Outreach (HPO)	0	0.00	187,691	3.65	41,162	0	228,853	0	228,853	
23-4212-1018 Univ Health Serv-Marketing	0	0.00	44,469	1.00	9,754	0	54,223	0	54,223	
23-4212-1021 Univ Health Serv-CAPS	89,038	0.50	934,504	15.11	224,473	0	1,248,015	0	1,248,015	
23-4212-1041 Univ Health Serv-Administration	0	0.00	374,772	4.80	82,191	0	456,963	0	456,963	
23-4212-1042 UHS-Health Information Management (HIM)	0	0.00	371,345	9.60	81,439	0	452,784	0	452,784	
23-4212-1043 Univ Health Serv-Central Service	0	0.00	41,885	1.00	9,186	0	51,071	0	51,071	

COST OBJECT LISTING BY SUB PROGRAM  
 2014-2015 GENERAL OPERATING BUDGET  
 UNIVERSITY OF NEBRASKA - LINCOLN  
 Excluding IANR and NCTA

**SUBPROGRAM #/NAME: 42 Student Services**

**UNL-Auxiliary-719 Auxiliaries & Services/Restricted**

COST OBJECT	Dollar	FACULTY	NON FACULTY		EMPLOYEE BENEFITS	PERSONAL	TOTAL	TOTAL		TOTAL
		FTE	Dollar	FTE		SERVICE CREDITS	PERSONAL SERVICES	OPERATING EXPENSES	EXPENSES	
23-4212-1044	Univ Health Serv-Computer Support	0	0.00	93,576	1.80	20,523	0	114,099	0	114,099
23-4212-1047	Univ Health Serv-Housekeeping	0	0.00	99,976	3.75	21,927	0	121,903	0	121,903
23-4212-1051	Univ Health Serv-Physical Therapy	0	0.00	168,290	2.71	36,908	0	205,198	0	205,198
23-4212-1054	Univ Health Serv-Radiology	0	0.00	55,529	1.30	12,177	0	67,706	0	67,706
23-4212-1055	Univ Health Serv-Laboratory	0	0.00	160,565	3.49	35,213	0	195,778	0	195,778
23-4212-1061	Univ Health Serv-Dental	0	0.00	272,709	5.61	59,808	0	332,517	0	332,517
23-4212-1071	Univ Health Serv-Pharmacy	0	0.00	113,708	1.83	24,938	0	138,646	0	138,646
23-4212-1082	Univ Health Serv-Dermatology	0	0.00	9,261	0.18	2,031	0	11,292	0	11,292
23-4215-0004	NU Nebraska Unions	0	0.00	0	0.00	0	0	0	75,000	75,000
23-4215-0005	NU Equipment Reserve Account	0	0.00	0	0.00	0	0	0	100,000	100,000
23-4215-0006	NU Readership Program	0	0.00	0	0.00	0	0	0	190,000	190,000
23-4215-0007	UNL Child Care	0	0.00	1,126,162	25.00	246,978	0	1,373,140	330,000	1,703,140
23-4215-1100	NU City Administration	0	0.00	229,106	5.35	50,245	0	279,351	91,951	371,302
23-4215-1101	NU Student Organizations Financial Serv	0	0.00	56,094	1.69	12,302	0	68,396	7,000	75,396
23-4215-1103	NU Accounting	0	0.00	208,365	4.44	45,698	0	254,063	8,815	262,878
23-4215-1104	NU Comp Tech Support	0	0.00	0	0.00	0	0	0	57,800	57,800
23-4215-1211	NU City Building Operations	0	0.00	173,242	7.40	37,994	0	211,236	556,000	767,236
23-4215-1212	NU City Information Desk	0	0.00	90,650	2.65	19,880	0	110,530	5,000	115,530
23-4215-1213	NU Culture Ctr Fac	0	0.00	31,273	1.38	6,860	0	38,133	17,460	55,593
23-4215-1214	NU City Bldg Maintenance	0	0.00	121,914	3.30	26,736	0	148,650	141,000	289,650
23-4215-1215	NU City Custodial/Setups	0	0.00	271,780	9.00	59,604	0	331,384	35,000	366,384
23-4215-1216	NU City Reservations	0	0.00	82,840	2.00	18,167	0	101,007	7,000	108,007
23-4215-1217	NU City Cash Office	0	0.00	64,007	2.80	14,038	0	78,045	0	78,045
23-4215-1219	NU City Coffee Operation	0	0.00	99,480	2.00	21,816	0	121,296	165,000	286,296
23-4215-1311	NU SI Student Involvement	0	0.00	166,488	3.33	36,513	0	203,001	94,350	297,351
23-4215-1312	CE Leadership Development	0	0.00	85,916	2.00	18,842	0	104,758	5,900	110,658
23-4215-1313	NU SI Gender Programs	0	0.00	79,233	2.00	22,247	0	101,480	31,565	133,045
23-4215-1314	NU JGMC Administration	0	0.00	145,094	0.90	46,430	0	191,524	112,475	303,999
23-4215-1315	NU SI Information Strategies	0	0.00	107,765	2.75	38,244	0	146,009	9,650	155,659
23-4215-1316	CE Service Learning	0	0.00	92,945	1.75	25,254	0	118,199	7,000	125,199
23-4215-1317	Civic Engagement Admin	0	0.00	22,214	0.25	4,872	0	27,086	24,400	51,486
23-4215-1318	NU SI Std Organizations	0	0.00	77,382	2.75	16,970	0	94,352	18,675	113,027
23-4215-1319	NU SI Rotunda Gallery	0	0.00	0	0.00	0	0	0	3,000	3,000
23-4215-1322	NU SI LGBTQA Programs	0	0.00	87,283	1.20	24,014	0	111,297	14,000	125,297
23-4215-1325	NU East SI Programs	0	0.00	90,742	2.25	24,771	0	115,513	10,805	126,318
23-4215-1400	NEU East Administration	0	0.00	97,398	2.00	21,361	0	118,759	7,925	126,684
23-4215-1411	NEU East Building Operations	0	0.00	41,828	2.75	9,175	0	51,003	264,500	315,503
23-4215-1412	NEU East Information Desk	0	0.00	30,484	2.00	6,685	0	37,169	51,155	88,324
23-4215-1414	NEU East Bldg Maintenance	0	0.00	65,509	1.75	14,367	0	79,876	62,000	141,876
23-4215-1415	NEU East Custodial/Setups	0	0.00	98,417	3.50	21,583	0	120,000	14,000	134,000
23-4215-1416	NEU East Reservations	0	0.00	32,788	1.00	7,190	0	39,978	3,500	43,478
23-4215-1417	NEU East Cash Office	0	0.00	37,750	1.00	8,279	0	46,029	0	46,029
23-4215-1500	University Dining Services	0	0.00	0	0.00	0	0	0	1,000	1,000
23-4215-1511	NU City Food Service Administration	0	0.00	0	0.00	0	0	0	500	500
23-4215-1612	NEU East Catering	0	0.00	260,215	6.75	57,068	0	317,283	335,500	652,783
23-4215-1613	NEU East Bakery	0	0.00	48,147	1.00	10,559	0	58,706	151,100	209,806
23-4215-1614	NEU East Union Cafe	0	0.00	502,225	16.70	110,143	0	612,368	357,500	969,868
23-4215-1810	NU City Recreation	0	0.00	13,907	1.10	3,050	0	16,957	2,225	19,182
23-4215-1820	NEU East Recreation	0	0.00	28,389	1.25	6,226	0	34,615	13,490	48,105
23-4215-2337	NU SI Campus Night Life	0	0.00	12,876	0.00	4,870	0	17,746	34,700	52,446
23-4216-0001	Campus Recreation	0	0.00	3,942,070	139.66	883,339	0	4,824,509	3,347,332	8,171,841

COST OBJECT LISTING BY SUB PROGRAM  
 2014-2015 GENERAL OPERATING BUDGET  
 UNIVERSITY OF NEBRASKA - LINCOLN  
 Excluding IANR and NCTA

**SUBPROGRAM #/NAME: 42 Student Services**

<b>TOTAL</b>	<b>789,018</b>	<b>5.28</b>	<b>13,431,986</b>	<b>352.34</b>	<b>3,188,575</b>	<b>0</b>	<b>17,409,579</b>	<b>10,903,610</b>	<b>28,313,189</b>
<b>SUB PROGRAM TOTAL</b>	<b>789,018</b>	<b>5</b>	<b>16,085,443</b>	<b>407</b>	<b>3,755,503</b>	<b>0</b>	<b>20,629,964</b>	<b>10,469,531</b>	<b>31,099,495</b>

**SUBPROGRAM #/NAME: 43 Business and Finance**

**UNL-State General Fund-711 State & University Generated/Unrestricted**

COST OBJECT	Dollar	FACULTY	NON FACULTY		EMPLOYEE BENEFITS	PERSONAL SERVICE CREDITS	TOTAL PERSONAL SERVICES	TOTAL OPERATING EXPENSES	TOTAL
		FTE	Dollar	FTE					
21-4301-0001 V C For Business & Finance	0	0.00	618,240	3.48	128,972	0	747,212	-88,851	658,361
21-4307-0001 Operations/Maintenance Equipment	0	0.00	0	0.00	0	0	0	42,611	42,611
21-4307-0003 Pgm 711Equipment	0	0.00	0	0.00	0	0	0	15,227	15,227
21-4308-0001 Shared Services	0	0.00	524,006	8.27	109,313	0	633,319	73,977	707,296
21-4310-0001 Financial Services	0	0.00	231,276	1.81	48,247	0	279,523	8,459	287,982
21-4311-0001 Accounting	0	0.00	964,822	18.35	201,272	0	1,166,094	57,485	1,223,579
21-4312-0001 Budget	0	0.00	194,925	3.00	40,663	0	235,588	5,415	241,003
21-4313-0001 Bursar	0	0.00	214,381	4.75	44,722	0	259,103	53,004	312,107
21-4314-0001 Payroll	0	0.00	472,103	8.68	98,486	0	570,589	28,518	599,107
21-4316-0001 Student Accounts	0	0.00	504,264	12.00	105,195	0	609,459	2,119	611,578
21-4318-0001 Financial Systems	0	0.00	509,430	7.70	106,273	0	615,703	0	615,703
21-4325-0001 University Services	0	0.00	228,337	2.45	47,633	0	275,970	0	275,970
21-4326-0001 Procurement Srv	0	0.00	582,553	9.56	121,526	0	704,079	19,681	723,760
21-4326-0002 SciQuest E-Shop	0	0.00	0	0.00	0	0	0	324,685	324,685
21-4326-4001 Procurement Srv F&A	0	0.00	0	0.00	0	0	0	0	0
21-4327-0001 Inventory Control	0	0.00	78,413	2.00	16,357	0	94,770	442	95,212
21-4327-0002 Equip Pickup Handling	0	0.00	43,017	1.64	0	0	43,017	31,581	74,598
21-4328-0001 Mail Service	0	0.00	329,547	7.40	68,748	0	398,295	40,960	439,255
21-4330-4001 Rad Hlth F&A	0	0.00	0	0.00	0	0	0	0	0
21-4340-0001 Environmental Health	0	0.00	576,615	8.95	0	0	576,615	196,638	773,253
21-4340-0004 EHS-Stormwater Mgm Pgm	0	0.00	85,836	1.50	0	0	85,836	0	85,836
21-4340-4001 Environmental Hlth F&A	0	0.00	0	0.00	0	0	0	0	0
21-4360-0001 Police Services-Security & Traffic	0	0.00	831,950	8.70	25,534	0	857,484	131,267	988,751
21-4360-1002 Police Services-University Cameras	0	0.00	0	0.00	0	0	0	80,000	80,000
21-4360-1003 Police-Emergency Management	0	0.00	63,214	1.00	25,534	0	88,748	43,350	132,098
21-4360-1004 Police-Compliance & Accreditation	0	0.00	45,884	1.00	25,534	0	71,418	0	71,418
21-4360-1005 Police-Patrol Operations	0	0.00	1,280,813	22.00	25,534	0	1,306,347	0	1,306,347
21-4360-1006 Police-Investigations	0	0.00	232,180	4.00	25,534	0	257,714	0	257,714
21-4360-1007 Police-Dispatch	0	0.00	222,787	5.68	18,907	0	241,694	0	241,694
21-4360-1008 Police-Education & Training	0	0.00	59,084	1.00	25,534	0	84,618	0	84,618
21-4360-1009 Police-Building Access	0	0.00	114,066	3.00	25,534	0	139,600	0	139,600
21-4360-1010 Police-GIS	0	0.00	65,254	1.00	25,534	0	90,788	28,500	119,288
21-4365-0001 Office of Internal Audit	0	0.00	251,195	3.00	22,723	0	273,918	17,786	291,704
21-4365-4001 Operations Analysis F&A	0	0.00	0	0.00	0	0	0	0	0
21-4370-0001 Human Resources	0	0.00	1,215,442	20.00	33,351	0	1,248,793	124,993	1,373,786
21-4399-0008 Bdgt Adj Oper and Maint Reserve	0	0.00	511,220	0.00	48,535	0	559,755	306,484	866,239
<b>TOTAL</b>	<b>0</b>	<b>0.00</b>	<b>11,050,854</b>	<b>171.92</b>	<b>1,465,195</b>	<b>0</b>	<b>12,516,049</b>	<b>1,544,331</b>	<b>14,060,380</b>

**UNL-State General Fund-711 Revolving/Designated**

COST OBJECT	Dollar	FACULTY	NON FACULTY		EMPLOYEE BENEFITS	PERSONAL SERVICE CREDITS	TOTAL PERSONAL SERVICES	TOTAL OPERATING EXPENSES	TOTAL
		FTE	Dollar	FTE					
22-4360-0001 UNL Police Srv-Comm Srv Officers Revlg	0	0.00	488,037	13.81	161,997	0	650,034	71,000	721,034
22-4360-0004 UNL Police Special Events	0	0.00	24,311	0.64	1,298	0	25,609	0	25,609
22-4360-0005 UNL CCTV Police Maintenance	0	0.00	62,578	1.17	3,351	0	65,929	44,000	109,929

COST OBJECT LISTING BY SUB PROGRAM  
 2014-2015 GENERAL OPERATING BUDGET  
 UNIVERSITY OF NEBRASKA - LINCOLN  
 Excluding IANR and NCTA

**SUBPROGRAM #/NAME: 43 Business and Finance**

<b>TOTAL</b>	<b>0</b>	<b>0.00</b>	<b>574,926</b>	<b>15.62</b>	<b>166,646</b>	<b>0</b>	<b>741,572</b>	<b>115,000</b>	<b>856,572</b>
--------------	----------	-------------	----------------	--------------	----------------	----------	----------------	----------------	----------------

**UNL-State General Fund-711 Cash & Student Contracts/Designated**

COST OBJECT	Dollar	FACULTY FTE	NON FACULTY Dollar	FTE	EMPLOYEE BENEFITS	PERSONAL SERVICE CREDITS	TOTAL PERSONAL SERVICES	TOTAL OPERATING EXPENSES	TOTAL
21-4311-4000 Accounting F&A	0	0.00	20,682	0.32	0	0	20,682	0	20,682
<b>TOTAL</b>	<b>0</b>	<b>0.00</b>	<b>20,682</b>	<b>0.32</b>	<b>0</b>	<b>0</b>	<b>20,682</b>	<b>0</b>	<b>20,682</b>

**UNL-Trust-Grant/Cont/Loan/End-718 Trust/Restricted**

COST OBJECT	Dollar	FACULTY FTE	NON FACULTY Dollar	FTE	EMPLOYEE BENEFITS	PERSONAL SERVICE CREDITS	TOTAL PERSONAL SERVICES	TOTAL OPERATING EXPENSES	TOTAL
26-4360-0013001 University Police	0	0.00	48,701	1.00	3,737	0	52,438	0	52,438
<b>TOTAL</b>	<b>0</b>	<b>0.00</b>	<b>48,701</b>	<b>1.00</b>	<b>3,737</b>	<b>0</b>	<b>52,438</b>	<b>0</b>	<b>52,438</b>

**UNL-Auxiliary-719 Auxiliaries & Services/Restricted**

COST OBJECT	Dollar	FACULTY FTE	NON FACULTY Dollar	FTE	EMPLOYEE BENEFITS	PERSONAL SERVICE CREDITS	TOTAL PERSONAL SERVICES	TOTAL OPERATING EXPENSES	TOTAL
23-4308-0001 Shared Services	0	0.00	117,547	2.00	25,780	0	143,327	18,221	161,548
23-4310-0001 Financial Services Aux Account	0	0.00	3,956	0.08	868	0	4,824	0	4,824
23-4310-0002 Finl Srv-Card Operations	0	0.00	83,754	1.57	18,367	0	102,121	0	102,121
23-4325-0002 University Srv-C-Mgm Info For Travel	0	0.00	0	0.00	0	0	0	455,000	455,000
23-4325-0004 Univ Srv-Director	0	0.00	201,500	2.55	44,191	0	245,691	11,503,160	11,748,851
23-4325-0005 Univ Srv-Business Center	0	0.00	195,791	5.60	42,939	0	238,730	57,000	295,730
23-4326-0001 Procurement Services Rebates	0	0.00	76,542	1.32	16,786	0	93,328	0	93,328
23-4326-0002 Software Procurement & Deployment	0	0.00	104,426	2.00	22,902	0	127,328	0	127,328
23-4328-0001 Mail Service	0	0.00	110,682	3.25	24,273	0	134,955	2,251,470	2,386,425
23-4332-0001 Parking Lot Services	0	0.00	618,582	25.25	135,662	0	754,244	1,227,291	1,981,535
23-4332-0002 Parking-Stadium Dr Parking Garage	0	0.00	83,372	1.00	18,284	0	101,656	98,800	200,456
23-4332-0003 Parking-17th & R Parking Garage	0	0.00	23,680	1.00	5,192	0	28,872	155,600	184,472
23-4332-0004 Parking - Transit Operations	0	0.00	383,546	8.00	84,115	0	467,661	638,900	1,106,561
23-4332-0005 Parking - 14 & Avery Garage	0	0.00	10,335	0.50	2,268	0	12,603	101,000	113,603
23-4333-0001 Transportation Services	0	0.00	216,226	6.78	47,420	0	263,646	2,022,922	2,286,568
23-4333-0002 Transportation Services Equipment	0	0.00	0	0.00	0	0	0	806,692	806,692
23-4333-0007 Trans Srv-Shop Chg	0	0.00	274,791	6.50	60,264	0	335,055	0	335,055
23-4334-0001 Printing Services	0	0.00	810,121	18.05	177,668	0	987,789	1,807,151	2,794,940
23-4334-0002 Printing Services-Equipment	0	0.00	0	0.00	0	0	0	18,699	18,699
23-4334-0003 Prnt Serv-Cost per Copy Program	0	0.00	97,415	1.80	21,364	0	118,779	1,067,000	1,185,779
23-4334-0004 Prnt Serv-1700 Y Copy Center	0	0.00	158,357	5.05	34,729	0	193,086	358,600	551,686
23-4334-0005 Prnt Serv-City Union Copy Center	0	0.00	0	0.00	0	0	0	12,400	12,400
23-4334-0006 Prnt Serv-East Union Copy Center	0	0.00	25,959	0.70	5,693	0	31,652	104,000	135,652
23-4335-0001 Courier/Delivery Services	0	0.00	48,893	4.80	0	0	48,893	20,166	69,059
23-4336-0001 Moving Services	0	0.00	55,000	1.35	12,064	0	67,064	40,988	108,052
23-4337-0001 Stores - Central Operations	0	0.00	70,354	2.16	15,430	0	85,784	22,198	107,982
23-4337-0003 Univ Stores-Stockless Office Supplies	0	0.00	0	0.00	0	0	0	0	0
23-4337-0004 Univ Stores-Scientific Supplies	0	0.00	0	0.00	0	0	0	0	0
23-4337-0005 Univ Stores-Comm Fares	0	0.00	0	0.00	0	0	0	7,600,000	7,600,000
23-4337-0006 Univ Stores-Freight	0	0.00	0	0.00	0	0	0	69,000	69,000
23-4337-0007 Univ Stores-Computers	0	0.00	0	0.00	0	0	0	3,020,000	3,020,000
23-4337-0009 Univ Stores-Health Care/Drug Testing	0	0.00	0	0.00	0	0	0	30,000	30,000
23-4339-0001 Vending Operations	0	0.00	0	0.00	0	0	0	5,520	5,520
23-4340-0001 Environmental Health Safety	0	0.00	183,740	4.00	7,553	0	191,293	35,000	226,293
23-4342-0001 Student ID office	0	0.00	76,296	2.00	0	0	76,296	126,620	202,916
23-4342-0002 NCard Charge Service Fee	0	0.00	93,282	1.50	0	0	93,282	0	93,282



COST OBJECT LISTING BY SUB PROGRAM  
 2014-2015 GENERAL OPERATING BUDGET  
 UNIVERSITY OF NEBRASKA - LINCOLN  
 Excluding IANR and NCTA

**SUBPROGRAM #/NAME: 43 Business and Finance**

**UNL-Auxiliary-719 Auxiliaries & Services/Restricted**

COST OBJECT	Dollar	FACULTY	NON FACULTY		EMPLOYEE BENEFITS	PERSONAL SERVICE CREDITS	TOTAL PERSONAL SERVICES	TOTAL OPERATING EXPENSES	TOTAL
		FTE	Dollar	FTE					
23-4342-0003 NCard Equipment	0	0.00	34,672	1.00	0	0	34,672	114,000	148,672
<b>TOTAL</b>	<b>0</b>	<b>0.00</b>	<b>4,158,819</b>	<b>109.81</b>	<b>823,812</b>	<b>0</b>	<b>4,982,631</b>	<b>33,787,398</b>	<b>38,770,029</b>
<b>SUB PROGRAM TOTAL</b>	<b>0</b>	<b>0</b>	<b>15,853,982</b>	<b>299</b>	<b>2,459,390</b>	<b>0</b>	<b>18,313,372</b>	<b>35,446,729</b>	<b>53,760,101</b>

**SUBPROGRAM #/NAME: 44 General Expense**

**UNL-State General Fund-711 State & University Generated/Unrestricted**

COST OBJECT	Dollar	FACULTY	NON FACULTY		EMPLOYEE BENEFITS	PERSONAL SERVICE CREDITS	TOTAL PERSONAL SERVICES	TOTAL OPERATING EXPENSES	TOTAL
		FTE	Dollar	FTE					
21-4405-0001 Institutional Research & Planning	0	0.00	752,596	11.50	157,000	0	909,596	28,998	938,594
21-4405-0003 IRP- Exam Services	0	0.00	34,598	1.00	7,217	0	41,815	0	41,815
21-4406-0001 Equity Access & Diversity Pgm	0	0.00	324,151	4.50	67,622	0	391,773	21,792	413,565
21-4406-0002 Affirmative Action-Accomm Res Cnt	0	0.00	85,517	1.13	17,839	0	103,356	8,000	111,356
21-4406-0004 Affirmative Action/Diversity	0	0.00	0	0.00	0	0	0	56,685	56,685
21-4408-0001 Public Relations-News & Info	0	0.00	1,050,018	16.23	219,045	0	1,269,063	5,029	1,274,092
21-4408-0002 Public Relations-Speakers Bureau	0	0.00	0	0.00	0	0	0	7,000	7,000
21-4408-0003 Public Relations-Scarlet	0	0.00	0	0.00	0	0	0	0	0
21-4408-0004 Special Events	0	0.00	0	0.00	0	0	0	28,000	28,000
21-4408-0005 PR-Van Brunt Visitor's Center	0	0.00	24,422	0.50	5,094	0	29,516	0	29,516
21-4408-0006 Pub Rel-Student Sponsored Events	0	0.00	0	0.00	0	0	0	10,000	10,000
21-4408-1001 Public Relations-Natl News Media	0	0.00	0	0.00	0	0	0	15,000	15,000
21-4409-0002 Publications Management-Publications	0	0.00	295,766	6.21	61,700	0	357,466	11,289	368,755
21-4409-0003 Publ & Photog-Insti Publications	0	0.00	14,959	0.21	3,121	0	18,080	22	18,102
21-4420-0001 Memberships And Dues	0	0.00	0	0.00	0	0	0	306,260	306,260
21-4421-0001 BONDS AND INSURANCE	0	0.00	0	0.00	0	0	0	282,537	282,537
21-4423-0001 Special Retirement Cost	0	0.00	308,521	0.00	64,361	0	372,882	0	372,882
21-4424-0001 Unemployment Compensation	0	0.00	0	0.00	85,000	0	85,000	0	85,000
21-4424-0002 Workers Compensation	0	0.00	0	0.00	1,071,398	0	1,071,398	0	1,071,398
21-4425-0001 Legal Counsel	0	0.00	0	0.00	0	0	0	38,510	38,510
21-4426-0001 Misc General Expense	0	0.00	0	0.00	0	0	0	408,438	408,438
21-4426-0004 Misc General Expense Employee Awards	0	0.00	0	0.00	0	0	0	38,384	38,384
21-4428-0001 Fire & Ext Coverage Ins	0	0.00	0	0.00	0	0	0	849,837	849,837
<b>TOTAL</b>	<b>0</b>	<b>0.00</b>	<b>2,890,548</b>	<b>41.28</b>	<b>1,759,397</b>	<b>0</b>	<b>4,649,945</b>	<b>2,115,781</b>	<b>6,765,726</b>

**UNL-State General Fund-711 Revolving/Designated**

COST OBJECT	Dollar	FACULTY	NON FACULTY		EMPLOYEE BENEFITS	PERSONAL SERVICE CREDITS	TOTAL PERSONAL SERVICES	TOTAL OPERATING EXPENSES	TOTAL
		FTE	Dollar	FTE					
22-4405-0001 IRP- Exam Services-Rvlg	0	0.00	0	0.00	0	0	0	19,000	19,000
22-4408-0001 PR - Integrated Marketing Plan	0	0.00	136,449	2.85	29,775	0	166,224	0	166,224
22-4408-0002 Public Relations-Video Services	0	0.00	33,996	0.75	7,419	0	41,415	0	41,415
22-4408-0004 PR-Scarlet-Revolving	0	0.00	0	0.00	0	0	0	32,000	32,000
22-4408-0005 PR-Univ Comm-Internet/Interactive Media	0	0.00	124,312	2.37	27,126	0	151,438	0	151,438
22-4426-0001 Misc General Expense Inv Inc Fund 5511	0	0.00	0	0.00	0	0	0	4,200,000	4,200,000
<b>TOTAL</b>	<b>0</b>	<b>0.00</b>	<b>294,757</b>	<b>5.97</b>	<b>64,320</b>	<b>0</b>	<b>359,077</b>	<b>4,251,000</b>	<b>4,610,077</b>

**UNL-Auxiliary-719 Auxiliaries & Services/Restricted**

COST OBJECT	Dollar	FACULTY FTE	NON FACULTY Dollar	NON FACULTY FTE	EMPLOYEE BENEFITS	PERSONAL SERVICE CREDITS	TOTAL PERSONAL SERVICES	TOTAL OPERATING EXPENSES	TOTAL
-------------	--------	-------------	--------------------	-----------------	-------------------	--------------------------	-------------------------	--------------------------	-------

COST OBJECT LISTING BY SUB PROGRAM  
 2014-2015 GENERAL OPERATING BUDGET  
 UNIVERSITY OF NEBRASKA - LINCOLN  
 Excluding IANR and NCTA

**SUBPROGRAM #/NAME: 44 General Expense**

**UNL-Auxiliary-719 Auxiliaries & Services/Restricted**

COST OBJECT	Dollar	FACULTY	NON FACULTY		EMPLOYEE BENEFITS	PERSONAL SERVICE CREDITS	TOTAL PERSONAL SERVICES	TOTAL OPERATING EXPENSES	TOTAL
		FTE	Dollar	FTE					
23-4408-0001 Univ Comm-UNL Marketplace	0	0.00	20,947	0.59	4,593	0	25,540	0	25,540
23-4410-0001 Publications-Photography	0	0.00	30,820	0.75	6,759	0	37,579	16,952	54,531
23-4410-0002 Publications/Photography Graphic Dsgn	0	0.00	70,664	1.00	15,497	0	86,161	18,000	104,161
23-4410-0005 Publ-Student Directory	0	0.00	0	0.00	0	0	0	20,000	20,000
<b>TOTAL</b>	<b>0</b>	<b>0.00</b>	<b>122,431</b>	<b>2.33</b>	<b>26,849</b>	<b>0</b>	<b>149,280</b>	<b>54,952</b>	<b>204,232</b>
<b>SUB PROGRAM TOTAL</b>	<b>0</b>	<b>0</b>	<b>3,307,736</b>	<b>50</b>	<b>1,850,566</b>	<b>0</b>	<b>5,158,302</b>	<b>6,421,733</b>	<b>11,580,035</b>

**SUBPROGRAM #/NAME: 57 Tobacco Fund Research**

**UNL-State General Fund-711 State & University Generated/Unrestricted**

COST OBJECT	Dollar	FACULTY	NON FACULTY		EMPLOYEE BENEFITS	PERSONAL SERVICE CREDITS	TOTAL PERSONAL SERVICES	TOTAL OPERATING EXPENSES	TOTAL
		FTE	Dollar	FTE					
21-5705-0163 Molfese: CB3 Researcher	0	0.00	0	0.00	0	0	0	0	0
<b>TOTAL</b>	<b>0</b>	<b>0.00</b>	<b>0</b>	<b>0.00</b>	<b>0</b>	<b>0</b>	<b>0</b>	<b>0</b>	<b>0</b>
<b>SUB PROGRAM TOTAL</b>	<b>0</b>	<b>0</b>	<b>0</b>	<b>0</b>	<b>0</b>	<b>0</b>	<b>0</b>	<b>0</b>	<b>0</b>

**SUBPROGRAM #/NAME: 74 Agency Funds**

**UNL-Trust-Grant/Cont/Loan/End-718 Trust/Restricted**

COST OBJECT	Dollar	FACULTY	NON FACULTY		EMPLOYEE BENEFITS	PERSONAL SERVICE CREDITS	TOTAL PERSONAL SERVICES	TOTAL OPERATING EXPENSES	TOTAL
		FTE	Dollar	FTE					
26-7407-0001001 Vision Maker Media	0	0.00	327,069	6.50	72,188	0	399,257	0	399,257
26-7407-0005001 Greek Affairs Office	0	0.00	27,326	1.00	6,031	0	33,357	0	33,357
26-7407-0044001 WAPOR Ranae Reis	0	0.00	36,970	0.75	8,160	0	45,130	0	45,130
<b>TOTAL</b>	<b>0</b>	<b>0.00</b>	<b>391,365</b>	<b>8.25</b>	<b>86,379</b>	<b>0</b>	<b>477,744</b>	<b>0</b>	<b>477,744</b>
<b>SUB PROGRAM TOTAL</b>	<b>0</b>	<b>0</b>	<b>391,365</b>	<b>8</b>	<b>86,379</b>	<b>0</b>	<b>477,744</b>	<b>0</b>	<b>477,744</b>

**SUBPROGRAM #/NAME: 75 Student Housing**

**UNL-Auxiliary-719 Auxiliaries & Services/Restricted**

COST OBJECT	Dollar	FACULTY	NON FACULTY		EMPLOYEE BENEFITS	PERSONAL SERVICE CREDITS	TOTAL PERSONAL SERVICES	TOTAL OPERATING EXPENSES	TOTAL
		FTE	Dollar	FTE					
23-7501-0001 University Housing Central Housing Adm	0	0.00	775,974	23.00	197,194	0	973,168	2,240,606	3,213,774
23-7501-0401 Cntl Hsg Adm-Facilities	0	0.00	544,658	9.55	119,450	0	664,108	0	664,108
23-7501-0501 Cntl Hsg Adm-Dining	0	0.00	370,820	5.80	81,325	0	452,145	0	452,145
23-7501-0701 Cntl Hsg Adm-Res Life	0	0.00	575,776	11.00	126,274	0	702,050	0	702,050
23-7501-0711 Cntl Hsg Adm-Learning Communities	0	0.00	46,881	1.00	10,281	0	57,162	0	57,162
23-7501-0801 Cntl Hsg Adm-Administration	0	0.00	188,339	2.00	41,305	0	229,644	0	229,644
23-7501-0811 Cntl Hsg Adm-Summer Conf	0	0.00	155,824	3.00	34,173	0	189,997	0	189,997
23-7501-0821 Cntl Hsg Adm-Information Srv	0	0.00	392,366	6.00	86,050	0	478,416	0	478,416
23-7501-0831 Cntl Hsg Adm-Marketing	0	0.00	64,420	1.00	14,127	0	78,547	0	78,547
23-7501-0901 Cntl Hsg Adm-Business Srv	0	0.00	233,102	3.00	51,121	0	284,223	0	284,223
23-7501-0911 Cntl Hsg Adm-Contracts/Student Accts	0	0.00	347,812	9.00	76,280	0	424,092	0	424,092
23-7501-0921 Cntl Hsg Adm-Accounting	0	0.00	144,147	4.00	31,612	0	175,759	0	175,759
23-7501-0931 Cntl Hsg Adm-Payroll	0	0.00	144,841	3.00	31,765	0	176,606	0	176,606
23-7505-1000 Cather Pound Neihardt	0	0.00	429,639	22.00	84,777	0	514,416	2,934,801	3,449,217
23-7505-1400 Cather Pound Neihardt-Facilities	0	0.00	419,062	12.25	93,410	0	513,182	0	513,182

COST OBJECT LISTING BY SUB PROGRAM  
 2014-2015 GENERAL OPERATING BUDGET  
 UNIVERSITY OF NEBRASKA - LINCOLN  
 Excluding IANR and NCTA

**SUBPROGRAM #/NAME: 75 Student Housing**

**UNL-Auxiliary-719 Auxiliaries & Services/Restricted**

COST OBJECT	Dollar	FACULTY	NON FACULTY		EMPLOYEE BENEFITS	PERSONAL SERVICE CREDITS	TOTAL PERSONAL SERVICES	TOTAL OPERATING EXPENSES	TOTAL
		FTE	Dollar	FTE					
23-7505-1500	0	0.00	856,647	29.84	189,162	0	1,045,809	0	1,045,809
23-7505-1700	0	0.00	99,081	3.00	21,999	0	121,080	0	121,080
23-7505-2000	0	0.00	88,107	5.25	19,092	0	107,199	700,351	807,550
23-7505-2400	0	0.00	184,981	6.00	40,568	0	225,549	0	225,549
23-7505-2700	0	0.00	33,877	1.00	7,429	0	41,306	0	41,306
23-7507-1000	0	0.00	525,607	32.75	121,501	0	647,108	3,319,358	3,966,466
23-7507-1400	0	0.00	381,540	12.60	84,781	0	466,321	0	466,321
23-7507-1500	0	0.00	1,306,649	47.63	289,410	0	1,596,059	0	1,596,059
23-7507-1600	0	0.00	22,558	0.75	4,989	0	27,547	0	27,547
23-7507-1700	0	0.00	64,937	2.00	14,411	0	79,348	0	79,348
23-7509-1000	0	0.00	175,504	9.00	32,461	0	207,965	1,330,185	1,538,150
23-7509-1400	0	0.00	408,139	11.00	90,585	0	498,724	0	498,724
23-7509-1700	0	0.00	52,083	1.50	11,572	0	63,655	0	63,655
23-7511-1000	0	0.00	747,018	42.25	163,727	0	910,745	4,129,129	5,039,874
23-7511-1400	0	0.00	637,036	22.00	140,656	0	777,692	0	777,692
23-7511-1500	0	0.00	961,094	34.58	211,822	0	1,172,916	0	1,172,916
23-7511-1600	0	0.00	22,558	0.75	4,947	0	27,505	0	27,505
23-7511-1700	0	0.00	135,265	4.00	29,844	0	165,109	0	165,109
23-7513-1000	0	0.00	660,718	36.66	140,860	0	801,578	3,780,476	4,582,054
23-7513-1400	0	0.00	535,370	18.15	118,391	0	653,761	0	653,761
23-7513-1500	0	0.00	967,456	34.83	213,577	0	1,181,033	0	1,181,033
23-7513-1700	0	0.00	129,729	4.00	28,637	0	158,366	0	158,366
23-7513-2000	0	0.00	119,036	7.00	25,138	0	144,174	1,154,724	1,298,898
23-7513-2400	0	0.00	213,784	6.80	47,194	0	260,978	0	260,978
23-7513-2600	0	0.00	49,420	1.75	11,013	0	60,433	0	60,433
23-7513-2700	0	0.00	32,049	1.00	7,165	0	39,214	0	39,214
23-7515-1000	0	0.00	2,419	0.15	524	0	2,943	70,326	73,269
23-7517-1000	0	0.00	17,884	0.50	3,875	0	21,759	147,123	168,882
23-7519-1001	0	0.00	0	0.00	0	0	0	66,440	66,440
23-7519-1002	0	0.00	0	0.00	0	0	0	123,300	123,300
23-7519-1003	0	0.00	0	0.00	0	0	0	269,907	269,907
23-7521-1000	0	0.00	0	0.00	0	0	0	167,706	167,706
23-7525-1000	0	0.00	36,689	1.45	8,186	0	44,875	368,030	412,905
23-7525-1400	0	0.00	76,350	2.35	16,744	0	93,094	0	93,094
23-7525-1700	0	0.00	32,542	1.00	7,137	0	39,679	0	39,679
23-7527-1000	0	0.00	288,139	10.00	40,637	0	328,776	1,716,176	2,044,952
23-7527-1400	0	0.00	608,657	23.88	133,486	0	742,143	0	742,143
23-7527-1600	0	0.00	56,318	1.75	12,351	0	68,669	0	68,669
23-7527-1700	0	0.00	98,816	3.00	21,672	0	120,488	0	120,488
23-7574-0001	0	0.00	0	0.00	0	0	0	6,838	6,838
<b>TOTAL</b>	<b>0</b>	<b>0.00</b>	<b>15,462,428</b>	<b>535.76</b>	<b>3,394,687</b>	<b>0</b>	<b>18,857,115</b>	<b>22,525,476</b>	<b>41,382,591</b>
<b>SUB PROGRAM TOTAL</b>	<b>0</b>	<b>0</b>	<b>15,462,428</b>	<b>536</b>	<b>3,394,687</b>	<b>0</b>	<b>18,857,115</b>	<b>22,525,476</b>	<b>41,382,591</b>

**SUBPROGRAM #/NAME: 77 Intercollegiate Athletics**

**UNL-Auxiliary-719 Auxiliaries & Services/Restricted**

COST OBJECT	Dollar	FACULTY	NON FACULTY		EMPLOYEE BENEFITS	PERSONAL SERVICE CREDITS	TOTAL PERSONAL SERVICES	TOTAL OPERATING EXPENSES	TOTAL
		FTE	Dollar	FTE					
23-7701-0009	0	0.00	230,242	2.50	50,108	0	280,350	556,200	836,550
			299						

COST OBJECT LISTING BY SUB PROGRAM  
 2014-2015 GENERAL OPERATING BUDGET  
 UNIVERSITY OF NEBRASKA - LINCOLN  
 Excluding IANR and NCTA

**SUBPROGRAM #/NAME: 77 Intercollegiate Athletics**

**UNL-Auxiliary-719 Auxiliaries & Services/Restricted**

COST OBJECT	Dollar	FACULTY	NON FACULTY		EMPLOYEE BENEFITS	PERSONAL	TOTAL	TOTAL	TOTAL
		FTE	Dollar	FTE		SERVICE CREDITS	PERSONAL SERVICES	OPERATING EXPENSES	
23-7701-1100 Business Office	0	0.00	658,764	9.50	190,318	0	849,082	120,350	969,432
23-7701-1101 Administration	0	0.00	2,234,615	9.00	295,193	0	2,529,808	5,948,694	8,478,502
23-7701-1102 Ticket Office	0	0.00	334,355	6.00	99,371	0	433,726	878,710	1,312,436
23-7701-1103 Media Relations	0	0.00	781,574	14.00	206,570	0	988,144	336,332	1,324,476
23-7701-1104 Fac Capital Proj and Constr	0	0.00	320,385	6.00	114,444	0	434,829	227,665	662,494
23-7701-1105 Concessions	0	0.00	359,862	2.00	55,239	0	415,101	2,304,750	2,719,851
23-7701-1110 Athletic Medicine	20,212	0.28	1,181,397	13.37	255,512	0	1,457,121	1,204,300	2,661,421
23-7701-1111 Athl-Hewit Training Table	0	0.00	746,102	16.17	196,976	0	943,078	1,845,277	2,788,355
23-7701-1114 Events	0	0.00	599,465	16.50	195,545	0	795,010	290,475	1,085,485
23-7701-1115 Administration Reserve	0	0.00	1,795,548	0.00	0	0	1,795,548	8,381,150	10,176,698
23-7701-1117 Equipment	0	0.00	251,879	4.00	47,418	0	299,297	45,050	344,347
23-7701-1118 Huskervision	0	0.00	596,659	8.15	133,591	0	730,250	405,650	1,135,900
23-7701-1119 Computing Services	0	0.00	271,831	4.00	82,609	0	354,440	1,051,442	1,405,882
23-7701-1201 Football	0	0.00	6,698,179	23.00	718,715	0	7,416,894	10,773,412	18,190,306
23-7701-1202 Basketball, Men's	0	0.00	2,664,642	8.00	245,796	0	2,910,438	3,233,729	6,144,167
23-7701-1203 Track	0	0.00	781,555	8.00	162,640	0	944,195	2,575,397	3,519,592
23-7701-1204 Baseball	0	0.00	581,767	5.00	125,370	0	707,137	1,462,430	2,169,567
23-7701-1205 Wrestling	0	0.00	347,560	3.60	85,152	0	432,712	681,156	1,113,868
23-7701-1206 Swimming	0	0.00	216,606	3.50	71,653	0	288,259	819,598	1,107,857
23-7701-1207 Gymnastics, Men's	0	0.00	168,848	3.50	41,469	0	210,317	498,477	708,794
23-7701-1208 Tennis, Men's	0	0.00	124,822	2.20	24,989	0	149,811	427,490	577,301
23-7701-1209 Golf, Men's	0	0.00	123,348	2.20	33,883	0	157,231	346,340	503,571
23-7701-1210 Performance	0	0.00	917,518	13.00	281,035	0	1,198,553	82,250	1,280,803
23-7701-1402 Basketball, Women's	0	0.00	1,545,369	7.00	162,077	0	1,707,446	2,368,298	4,075,744
23-7701-1404 Softball	0	0.00	438,413	5.00	80,448	0	518,861	1,013,650	1,532,511
23-7701-1405 Volleyball	0	0.00	700,118	4.00	108,728	0	808,846	1,213,755	2,022,601
23-7701-1407 Gymnastics, Women's	0	0.00	268,937	3.40	56,504	0	325,441	803,804	1,129,245
23-7701-1408 Tennis, Women's	0	0.00	153,155	2.20	34,905	0	188,060	494,504	682,564
23-7701-1409 Golf, Women's	0	0.00	109,697	1.70	29,190	0	138,887	393,025	531,912
23-7701-1410 Development	0	0.00	666,423	10.00	192,208	0	858,631	1,264,310	2,122,941
23-7701-1411 Academics	0	0.00	858,120	10.00	171,024	0	1,029,144	274,096	1,303,240
23-7701-1412 Compliance	0	0.00	428,140	7.00	126,557	0	554,697	36,313	591,010
23-7701-1413 Bowling	0	0.00	136,679	2.00	42,780	0	179,459	329,885	509,344
23-7701-1414 Rifle	0	0.00	69,601	1.20	15,020	0	84,621	281,870	366,491
23-7701-1415 Life Skills	0	0.00	236,071	3.00	70,724	0	306,795	225,805	532,600
23-7701-1501 Soccer	0	0.00	318,891	3.85	77,522	0	396,413	896,153	1,292,566
23-7701-1502 Sports Center	0	0.00	609,114	16.00	190,225	0	799,339	1,674,250	2,473,589
23-7701-1503 Haymarket Park	0	0.00	0	0.00	0	0	0	930,550	930,550
23-7701-1504 Memorial Stadium	0	0.00	455,386	9.00	143,311	0	598,697	7,429,406	8,028,103
23-7701-1505 Soccer/Tennis Facility	0	0.00	6,500	0.00	12,914	0	19,414	168,500	187,914
23-7701-1510 Marketing	0	0.00	241,077	4.00	67,323	0	308,400	953,598	1,261,998
23-7701-1511 Spirit Squad	0	0.00	85,307	2.00	29,772	0	115,079	131,300	246,379
23-7701-1512 Hosted Events	0	0.00	0	0.00	0	0	0	87,500	87,500
23-7701-1513 Huskers Authentic	0	0.00	303,018	5.50	60,452	0	363,470	1,764,250	2,127,720
23-7701-1514 Post Season Hosted Events	0	0.00	0	0.00	0	0	0	100,000	100,000
<b>TOTAL</b>	<b>20,212</b>	<b>0.28</b>	<b>30,617,539</b>	<b>280.04</b>	<b>5,385,280</b>	<b>0</b>	<b>36,023,031</b>	<b>67,331,146</b>	<b>103,354,177</b>
<b>SUB PROGRAM TOTAL</b>	<b>20,212</b>	<b>0</b>	<b>30,617,539</b>	<b>280</b>	<b>5,385,280</b>	<b>0</b>	<b>36,023,031</b>	<b>67,331,146</b>	<b>103,354,177</b>

**SUBPROGRAM #/NAME: 79 Other Auxiliary Enterprises**

COST OBJECT LISTING BY SUB PROGRAM  
 2014-2015 GENERAL OPERATING BUDGET  
 UNIVERSITY OF NEBRASKA - LINCOLN  
 Excluding IANR and NCTA

**SUBPROGRAM #/NAME: 79 Other Auxiliary Enterprises**

**UNL-State General Fund-711 State & University Generated/Unrestricted**

COST OBJECT	Dollar	FACULTY	NON FACULTY		EMPLOYEE BENEFITS	PERSONAL	TOTAL	TOTAL	TOTAL
		FTE	Dollar	FTE		SERVICE CREDITS	PERSONAL SERVICES	OPERATING EXPENSES	
21-7905-0001 Univ Press Operating	0	0.00	0	0.00	0	0	0	-5,614	-5,614
21-7905-1001 Univ Press-Manuscript Editorial (ME)	0	0.00	60,634	1.00	12,649	0	73,283	0	73,283
21-7905-1003 Univ Press-Sales (SL)	0	0.00	57,558	1.00	12,008	0	69,566	0	69,566
21-7905-1008 Univ Press Acquisition (AQ)	0	0.00	136,040	3.00	28,379	0	164,419	0	164,419
21-7905-1009 Univ Press Journals (JR)	0	0.00	51,745	1.00	10,794	0	62,539	0	62,539
21-7920-0001 Lied UNL Program Support	0	0.00	0	0.00	0	0	0	25,000	25,000
<b>TOTAL</b>	<b>0</b>	<b>0.00</b>	<b>305,977</b>	<b>6.00</b>	<b>63,830</b>	<b>0</b>	<b>369,807</b>	<b>19,386</b>	<b>389,193</b>

**UNL-Auxiliary-719 Auxiliaries & Services/Restricted**

COST OBJECT	Dollar	FACULTY	NON FACULTY		EMPLOYEE BENEFITS	PERSONAL	TOTAL	TOTAL	TOTAL
		FTE	Dollar	FTE		SERVICE CREDITS	PERSONAL SERVICES	OPERATING EXPENSES	
23-7905-0001 Univ Press Op	0	0.00	0	0.00	0	0	0	4,550,884	4,550,884
23-7905-1001 Univ Press-Manuscript Editorial (ME)	0	0.00	201,042	5.00	44,090	0	245,132	0	245,132
23-7905-1002 Univ Press-Production (PR)	0	0.00	263,491	7.00	57,785	0	321,276	0	321,276
23-7905-1003 Univ Press Sales (SL)	0	0.00	299,222	7.28	65,623	0	364,845	0	364,845
23-7905-1006 Univ Press-Directorship (DR)	0	0.00	308,139	2.50	67,578	0	375,717	0	375,717
23-7905-1007 Univ Press Business (BS)	0	0.00	136,023	3.15	29,830	0	165,853	0	165,853
23-7905-1008 Univ Press Acquisition (AQ)	0	0.00	384,624	8.50	84,352	0	468,976	0	468,976
23-7905-1009 Univ Press Journals (JR)	0	0.00	211,089	5.13	46,294	0	257,383	0	257,383
23-7905-1014 Univ Press Technology (IT)	0	0.00	84,012	2.00	18,424	0	102,436	0	102,436
23-7920-0001 Lied Center - Administration	0	0.00	214,052	3.50	46,944	0	260,996	127,000	387,996
23-7920-0004 Lied -Marketing/Audience Dev	0	0.00	137,286	3.00	30,109	0	167,395	900	168,295
23-7920-0005 Lied Center Fundraising/Development	0	0.00	102,256	2.00	22,425	0	124,681	17,300	141,981
23-7920-0007 Lied Center Performances	0	0.00	0	0.00	0	0	0	1,205,537	1,205,537
23-7920-0008 Lied Center Technical/Production	0	0.00	276,980	6.25	60,746	0	337,726	109,500	447,226
23-7920-0010 LIED-Educational & Creative Initiatives	0	0.00	39,436	0.50	8,649	0	48,085	7,850	55,935
23-7920-0014 Lied-Custodial Srv	0	0.00	192,485	5.75	42,213	0	234,698	0	234,698
23-7920-1001 Lied Center Ticket Office	0	0.00	125,625	6.00	27,550	0	153,175	39,000	192,175
23-7920-1002 Lied Center Adventure	0	0.00	51,986	1.25	11,401	0	63,387	164,300	227,687
23-7920-1025 Lied Center Front of House	0	0.00	95,848	2.00	21,020	0	116,868	6,500	123,368
23-7920-1026 Lied Center Information Services	0	0.00	45,818	1.00	10,049	0	55,867	40,000	95,867
23-7920-1027 Lied Center Rentals	0	0.00	42,000	1.00	9,211	0	51,211	0	51,211
<b>TOTAL</b>	<b>0</b>	<b>0.00</b>	<b>3,211,414</b>	<b>72.81</b>	<b>704,293</b>	<b>0</b>	<b>3,915,707</b>	<b>6,268,771</b>	<b>10,184,478</b>
<b>SUB PROGRAM TOTAL</b>	<b>0</b>	<b>0</b>	<b>3,517,391</b>	<b>79</b>	<b>768,123</b>	<b>0</b>	<b>4,285,514</b>	<b>6,288,157</b>	<b>10,573,671</b>

**SUBPROGRAM #/NAME: 98 Company Balance Sheets**

**UNL-Federal Letter of Credit-716 Federal/Restricted**

COST OBJECT	Dollar	FACULTY	NON FACULTY		EMPLOYEE BENEFITS	PERSONAL	TOTAL	TOTAL	TOTAL
		FTE	Dollar	FTE		SERVICE CREDITS	PERSONAL SERVICES	OPERATING EXPENSES	
24-9839-0010 Instruction-Anticipated Activity	0	0.00	0	0.00	0	0	0	2,484,863	2,484,863
24-9839-0020 Research-Anticipated Activity	0	0.00	0	0.00	0	0	0	16,712,494	16,712,494
24-9839-0030 Public Service-Anticipated Activity	0	0.00	0	0.00	0	0	0	411,989	411,989
24-9839-0040 Academic Support-Anticipated Activity	0	0.00	0	0.00	0	0	0	249,521	249,521
24-9839-0050 Student Services-Anticipated Activity	0	0.00	0	0.00	0	0	0	1,776,794	1,776,794
24-9839-0080 Student Financial Support-Anticipated Ac	0	0.00	0	0.00	0	0	0	143,601,624	143,601,624
<b>TOTAL</b>	<b>0</b>	<b>0.00</b>	<b>0</b>	<b>0.00</b>	<b>0</b>	<b>0</b>	<b>0</b>	<b>165,237,285</b>	<b>165,237,285</b>

COST OBJECT LISTING BY SUB PROGRAM  
 2014-2015 GENERAL OPERATING BUDGET  
 UNIVERSITY OF NEBRASKA - LINCOLN  
 Excluding IANR and NCTA

**SUBPROGRAM #/NAME: 98 Company Balance Sheets**

<b>UNL-Federal Advance-717 Federal/Restricted</b>										
COST OBJECT	Dollar	FACULTY		NON FACULTY		EMPLOYEE BENEFITS	PERSONAL SERVICE CREDITS	TOTAL PERSONAL SERVICES	TOTAL OPERATING EXPENSES	TOTAL
		FTE	Dollar	FTE	Dollar					
25-9839-0010	Instruction-Anticipated Activity	0	0.00	0	0.00	0	0	0	1,127,175	1,127,175
25-9839-0020	Research-Anticipated Activity	0	0.00	0	0.00	0	0	0	49,884,926	49,884,926
25-9839-0030	Public Service-Anticipated Activity	0	0.00	0	0.00	0	0	0	1,514,232	1,514,232
25-9839-0040	Academic Support-Anticipated Activity	0	0.00	0	0.00	0	0	0	1,608,175	1,608,175
25-9839-0050	Student Services-Anticipated Activity	0	0.00	0	0.00	0	0	0	424,144	424,144
25-9839-0080	Student Financial Support-Anticipated Ac	0	0.00	0	0.00	0	0	0	215,159	215,159
25-9839-7410	Instruction-Anticipated Activity	0	0.00	0	0.00	0	0	0	225,507	225,507
<b>TOTAL</b>		<b>0</b>	<b>0.00</b>	<b>0</b>	<b>0.00</b>	<b>0</b>	<b>0</b>	<b>0</b>	<b>54,999,318</b>	<b>54,999,318</b>

<b>UNL-Trust-Grant/Cont/Loan/End-718 Trust/Restricted</b>										
COST OBJECT	Dollar	FACULTY		NON FACULTY		EMPLOYEE BENEFITS	PERSONAL SERVICE CREDITS	TOTAL PERSONAL SERVICES	TOTAL OPERATING EXPENSES	TOTAL
		FTE	Dollar	FTE	Dollar					
26-9839-0010	Instruction-Anticipated Activity	0	0.00	0	0.00	0	0	0	4,285,831	4,285,831
26-9839-0020	Research-Anticipated Activity	0	0.00	0	0.00	0	0	0	25,428,660	25,428,660
26-9839-0030	Public Service-Anticipated Activity	0	0.00	0	0.00	0	0	0	6,263,712	6,263,712
26-9839-0040	Academic Support-Anticipated Activity	0	0.00	0	0.00	0	0	0	992,375	992,375
26-9839-0050	Student Services-Anticipated Activity	0	0.00	0	0.00	0	0	0	31,453	31,453
26-9839-0080	Student Financial Support-Anticipated Ac	0	0.00	0	0.00	0	0	0	311,530	311,530
26-9839-7410	Instruction-Anticipated Activity	0	0.00	0	0.00	0	0	0	16,227,651	16,227,651
27-9839-0010	Instruction-Anticipated Activity	0	0.00	0	0.00	0	0	0	6,334,024	6,334,024
27-9839-0020	Research-Anticipated Activity	0	0.00	0	0.00	0	0	0	1,975,899	1,975,899
27-9839-0030	Public Service-Anticipated Activity	0	0.00	0	0.00	0	0	0	5,612,148	5,612,148
27-9839-0040	Academic Support-Anticipated Activity	0	0.00	0	0.00	0	0	0	1,892,710	1,892,710
27-9839-0050	Student Services-Anticipated Activity	0	0.00	0	0.00	0	0	0	37,292	37,292
27-9839-0060	Institutional Admin-Anticipated Activity	0	0.00	0	0.00	0	0	0	48,276	48,276
27-9839-0080	Student Financial Support-Anticipated Ac	0	0.00	0	0.00	0	0	0	23,965,860	23,965,860
<b>TOTAL</b>		<b>0</b>	<b>0.00</b>	<b>0</b>	<b>0.00</b>	<b>0</b>	<b>0</b>	<b>0</b>	<b>93,407,421</b>	<b>93,407,421</b>

<b>UNL-Auxiliary-719 Auxiliaries &amp; Services/Restricted</b>										
COST OBJECT	Dollar	FACULTY		NON FACULTY		EMPLOYEE BENEFITS	PERSONAL SERVICE CREDITS	TOTAL PERSONAL SERVICES	TOTAL OPERATING EXPENSES	TOTAL
		FTE	Dollar	FTE	Dollar					
23-9813-1009	Accts Rec Alumni Association	0	0.00	1,099,861	18.50	241,211	0	1,341,072	0	1,341,072
23-9813-1010	Accts Rec Daily Nebraskan	0	0.00	127,361	2.00	27,931	0	155,292	0	155,292
23-9813-1036	A/R-IAFFE-Economics	0	0.00	34,212	1.00	7,503	0	41,715	0	41,715
23-9813-1039	A/R-NU Technology Ventures	0	0.00	750,141	8.48	164,525	0	914,666	0	914,666
23-9813-1150	A/R-NICDC -Innov Campus	0	0.00	331,703	3.00	72,750	0	404,453	0	404,453
23-9813-1155	A/R-Alumni Assoc-Venue/Facility	0	0.00	126,001	3.00	27,634	0	153,635	0	153,635
23-9813-3013	SOFS Interfraternity Council	0	0.00	32,633	1.00	7,156	0	39,789	0	39,789
23-9813-3015	SOFS ASUN	0	0.00	298,763	6.22	65,522	0	364,285	0	364,285
23-9839-0020	Budget Adjustment Anticipat Activity Inc	0	0.00	0	0.00	0	0	0	31,657,558	31,657,558
23-9839-1020	Revolving Budget Adjustment	0	0.00	0	0.00	0	0	0	17,000,000	17,000,000
<b>TOTAL</b>		<b>0</b>	<b>0.00</b>	<b>2,800,675</b>	<b>43.19</b>	<b>614,232</b>	<b>0</b>	<b>3,414,907</b>	<b>48,657,558</b>	<b>52,072,465</b>
<b>SUB PROGRAM TOTAL</b>		<b>0</b>	<b>0</b>	<b>2,800,675</b>	<b>43</b>	<b>614,232</b>	<b>0</b>	<b>3,414,907</b>	<b>362,301,582</b>	<b>365,716,489</b>

COST OBJECT LISTING BY SUB PROGRAM  
 2014-2015 GENERAL OPERATING BUDGET  
 UNIVERSITY OF NEBRASKA - LINCOLN  
 INSTITUTE OF AGRICULTURE AND NATURAL RESOURCES

**SUBPROGRAM #/NAME: 61 College of Ag Sciences and Natural Resources**

**IANR-State General Fund-715 State & University Generated/Unrestricted**

COST OBJECT	Dollar	FACULTY	NON FACULTY		EMPLOYEE BENEFITS	PERSONAL SERVICE CREDITS	TOTAL PERSONAL SERVICES	TOTAL OPERATING EXPENSES	TOTAL	
		FTE	Dollar	FTE						
21-6102-0001	CASNR Dean-Operating	0	0.00	705,221	8.52	180,536	0	885,757	6,240	891,997
21-6102-0002	CASNR Dean-Recruitment	0	0.00	64,746	1.00	16,577	0	81,323	25,000	106,323
21-6102-0003	CASNR-Dean Retention	0	0.00	53,577	1.00	13,716	0	67,293	20,000	87,293
21-6102-0004	CASNR-Dean Placement	0	0.00	57,301	1.25	14,669	0	71,970	10,000	81,970
21-6102-0005	CASNR-Engler Agribusiness Entrep Pgm	0	0.00	167,316	1.00	42,833	0	210,149	0	210,149
21-6102-0007	CASNR-Forensic Science	26,316	0.50	66,325	1.00	23,716	0	116,357	0	116,357
21-6103-0001	CASNR-Special	0	0.00	12,738	0.50	3,260	0	15,998	514	16,512
21-6103-0002	CASNR-Instruction Improvement	0	0.00	131,071	1.72	33,554	0	164,625	7,638	172,263
21-6110-0001	Global Engagement-Tchg	65,126	1.00	0	0.00	16,672	0	81,798	0	81,798
21-6111-0001	DWFI-Teaching	26,563	0.30	0	0.00	6,800	0	33,363	0	33,363
21-6111-0002	DWFI-WC Teaching	0	0.00	7,843	0.05	2,008	0	9,851	363	10,214
21-6120-0001	ALEC-Education Operating	498,772	5.03	204,946	3.98	180,152	0	883,870	26,121	909,991
21-6120-0002	ALEC-PRTLTP-Forsberg	52,910	0.50	0	0.00	13,545	0	66,455	0	66,455
21-6121-0001	Biological Systems Engineering	770,425	7.06	184,751	4.57	244,526	0	1,199,702	20,708	1,220,410
21-6122-0001	Agronomy -Horticulture Teaching	1,596,869	15.28	175,399	4.87	453,702	0	2,225,970	31,385	2,257,355
21-6124-0001	Agricultural Economics Teaching	679,689	5.57	178,807	3.07	219,777	0	1,078,273	19,129	1,097,402
21-6125-0001	Statistics	363,560	2.90	138,065	2.00	128,417	0	630,042	10,517	640,559
21-6126-0001	Animal Science	1,160,477	10.57	390,361	9.47	397,015	0	1,947,853	48,756	1,996,609
21-6128-0001	Entomology	378,570	4.15	67,195	1.45	114,115	0	559,880	7,290	567,170
21-6130-0001	Biochemistry	458,489	4.70	78,446	2.11	137,458	0	674,393	8,260	682,653
21-6130-5200	POE-Biochem Teaching	11,256	0.06	21,891	0.10	8,485	0	41,632	0	41,632
21-6131-0001	Food Science & Technology	467,071	4.17	66,923	0.72	136,705	0	670,699	9,837	680,536
21-6135-0001	Plant Pathology	109,617	1.10	12,325	0.12	31,219	0	153,161	1,397	154,558
21-6136-0001	NHS-Hospitality/Restrtr/Tourism Mgm Tch	0	0.00	16,310	0.50	4,176	0	20,486	0	20,486
21-6138-0001	SNR Teaching	944,925	9.17	180,291	3.49	288,055	0	1,413,271	21,795	1,435,066
21-6138-0005	Salaries SVY TCH	20,762	0.15	42,791	0.67	16,268	0	79,821	0	79,821
21-6138-0007	SNRS-Higley Teaching	27,295	0.20	0	0.00	6,988	0	34,283	0	34,283
21-6139-0001	Veterinary Biomedical Science	318,435	2.56	73,640	1.57	100,370	0	492,445	15,660	508,105
21-6139-0002	Veterinary Biomedical Sci-Vet Ed Cnt	213,335	1.90	260,622	4.21	121,333	0	595,290	97,085	692,375
21-6149-0004	EMED-Academic Program	281,290	2.55	98,561	1.62	97,242	0	477,093	51,752	528,845
21-6160-0001	Veterinary Medicine	813,586	7.80	172,480	5.45	252,433	0	1,238,499	4,049	1,242,548
21-6161-0001	Center for Grassland Studies	0	0.00	40,242	0.27	10,304	0	50,546	11,967	62,513
21-6161-0002	Center for Grassland Studies-PGA Prog	84,726	0.50	212,336	2.50	76,047	0	373,109	43,000	416,109
21-6162-0001	Plant Science-Teaching	70,574	0.65	0	0.00	18,067	0	88,641	9,000	97,641
21-6162-5200	POE - PSI Teaching	18,603	0.20	0	0.00	4,762	0	23,365	0	23,365
21-6163-0001	Cnt Applied Rural Innovation	0	0.00	2,334	0.00	597	0	2,931	2,460	5,391
21-6168-0001	Plnt Hlth-Teaching	0	0.00	15,502	0.10	3,968	0	19,470	0	19,470
21-6199-0001	Budget Adjustment Permanent Budget Adj	-196,471	0.00	-31,134	0.00	-58,265	0	-285,870	0	-285,870
<b>TOTAL</b>	<b>9,262,770</b>	<b>88.57</b>	<b>3,869,222</b>	<b>68.88</b>	<b>3,361,802</b>	<b>0</b>	<b>16,493,794</b>	<b>509,923</b>	<b>17,003,717</b>	

**IANR-State General Fund-715 Revolving/Designated**

COST OBJECT	Dollar	FACULTY	NON FACULTY		EMPLOYEE BENEFITS	PERSONAL SERVICE CREDITS	TOTAL PERSONAL SERVICES	TOTAL OPERATING EXPENSES	TOTAL	
		FTE	Dollar	FTE						
22-6102-0001	CASNR Dean-Gen Activities	0	0.00	0	0.00	0	0	10,000	10,000	
22-6102-0004	CASNR Dean-Placement	0	0.00	0	0.00	0	0	5,000	5,000	
22-6103-0001	CASNR-Student Tech Fee	0	0.00	10,881	0.37	2,829	0	13,710	75,006	88,716
22-6103-0002	CASNR-Ag Sci Lab Fees	0	0.00	0	0.00	0	0	2,000	2,000	
22-6103-0003	CASNR Ext Ed Credit	49,864	0.30	0	0.00	12,965	0	62,829	40,000	102,829
22-6103-0004	CASNR GPLdea Distance Ed	0	0.00	0	0.00	0	0	5,000	5,000	
22-6103-0005	CASNR Ext Ed Non-credit	0	0.00	0	0.00	0	0	120,000	120,000	
				<b>303</b>						

COST OBJECT LISTING BY SUB PROGRAM  
 2014-2015 GENERAL OPERATING BUDGET  
 UNIVERSITY OF NEBRASKA - LINCOLN  
 INSTITUTE OF AGRICULTURE AND NATURAL RESOURCES

**SUBPROGRAM #/NAME: 61 College of Ag Sciences and Natural Resources**

**IANR-State General Fund-715 Revolving/Designated**

COST OBJECT	FACULTY		NON FACULTY		EMPLOYEE BENEFITS	PERSONAL SERVICE CREDITS	TOTAL PERSONAL SERVICES	TOTAL OPERATING EXPENSES	TOTAL	
	Dollar	FTE	Dollar	FTE						
22-6120-0001	ALEC-General Activities	0	0.00	6,207	0.00	1,614	0	7,821	15,000	22,821
22-6121-0001	BSE Tech Fees	0	0.00	60,338	1.17	15,687	0	76,025	5,000	81,025
22-6121-0002	Biological System Engineering-Lab Fees	0	0.00	0	0.00	0	0	0	2,500	2,500
22-6121-0003	BSE Eisenhower Tch Revolving	0	0.00	0	0.00	0	0	0	1,250	1,250
22-6121-0005	BSE Subbiah Tch Revolving	0	0.00	0	0.00	0	0	0	100	100
22-6121-0007	BSE Meyer Tch Revolving	0	0.00	0	0.00	0	0	0	300	300
22-6121-0008	BSE Schinstock Tch Revolving	0	0.00	0	0.00	0	0	0	300	300
22-6121-0009	BSE Kocher Teachg Revolving	0	0.00	0	0.00	0	0	0	300	300
22-6121-0011	BSE Prof Fees	0	0.00	41,410	1.00	10,766	0	52,176	5,000	57,176
22-6122-0001	Agron - Hort Admin	0	0.00	0	0.00	0	0	0	17,500	17,500
22-6122-0003	Dist Ed-Revolving	0	0.00	1,538	0.00	401	0	1,939	16,000	17,939
22-6122-0008	Agr-Gooding Lrng Cnt	0	0.00	3,000	0.00	780	0	3,780	0	3,780
22-6122-0009	Agro Hort Stdt Lab Fees	0	0.00	15,000	0.00	3,900	0	18,900	50,000	68,900
22-6122-0300	Hort-AgIDEA Certif Pgm	0	0.00	0	0.00	0	0	0	3,500	3,500
22-6122-3333	Agr/Hort Non-Budgeted Positions	58,617	1.50	43,324	1.00	26,505	0	128,446	0	128,446
22-6124-0001	AgEcon Teaching Rev-Administration	0	0.00	0	0.00	0	0	0	4,000	4,000
22-6124-0002	AgEcon TchRev Great Plains IDEA	0	0.00	0	0.00	0	0	0	500	500
22-6124-0005	AgEcon Teaching Rev-Azzam	0	0.00	0	0.00	0	0	0	5,000	5,000
22-6124-0006	AgEcon Teaching Rev-Baker	0	0.00	0	0.00	0	0	0	100	100
22-6124-0010	AgEcon Teaching Rev-Conley	0	0.00	0	0.00	0	0	0	1,000	1,000
22-6124-0016	AgEcon Teaching Rev-Hanson	0	0.00	0	0.00	0	0	0	8,000	8,000
22-6124-0018	AgEcon Teaching Rev-IAMA	0	0.00	0	0.00	0	0	0	200	200
22-6124-0019	AgEcon Teaching Rev-Johnson	0	0.00	0	0.00	0	0	0	16,000	16,000
22-6124-0025	Ag Econ Tch Rev-Lynne	0	0.00	0	0.00	0	0	0	15,000	15,000
22-6124-0027	AgEcon Teaching Rev-Perrin	0	0.00	0	0.00	0	0	0	300	300
22-6124-0030	AgEcon Teaching Rev-Royer	0	0.00	0	0.00	0	0	0	1,000	1,000
22-6124-0042	AgEcon Teaching Rev-AgriBus/MBA Pgm	0	0.00	0	0.00	0	0	0	2,000	2,000
22-6124-0101	AgEcon Teaching Rev-AgriBusiness	0	0.00	0	0.00	0	0	0	100	100
22-6125-0001	Statistics Lab Fees	0	0.00	0	0.00	0	0	0	5,000	5,000
22-6126-0001	Animal Science Judging	0	0.00	0	0.00	0	0	0	1,000	1,000
22-6126-0002	Animal Science Laboratory Fees	0	0.00	0	0.00	0	0	0	20,500	20,500
22-6128-0001	Entomology-Distance Ed Revolving	0	0.00	16,814	0.32	4,372	0	21,186	24,531	45,717
22-6128-0002	Ento Teach Rev Lab Fees	0	0.00	0	0.00	0	0	0	5,000	5,000
22-6128-0003	ENTO DIS Distance Activities	0	0.00	0	0.00	0	0	0	4,800	4,800
22-6131-0001	Food Science & Tech-Workshops	0	0.00	17,732	0.53	4,610	0	22,342	15,044	37,386
22-6131-0003	Food Sci & Tech-Recruitment	0	0.00	0	0.00	0	0	0	7,500	7,500
22-6131-0005	FST-Great Plains Init Dist Ed Alliance	0	0.00	0	0.00	0	0	0	1,500	1,500
22-6131-0006	FST Students Ireland Trip	0	0.00	0	0.00	0	0	0	5,000	5,000
22-6131-0008	FST Extended Educ-Hutkins	0	0.00	0	0.00	0	0	0	500	500
22-6131-0009	FST Distance Ed-Zeece	0	0.00	0	0.00	0	0	0	1,500	1,500
22-6135-0001	Extd Ed Train Support Course Dev	0	0.00	513	0.00	134	0	647	1,250	1,897
22-6135-0002	P Path Dist Ed-Yuen	0	0.00	1,500	0.00	391	0	1,891	1,500	3,391
22-6138-0001	Nat Res Sci Teaching Lab Fees	0	0.00	0	0.00	0	0	0	25,000	25,000
22-6138-0003	SNRS Revolving Recruitment Publications	0	0.00	0	0.00	0	0	0	1,000	1,000
22-6138-0004	SNRS Soils Judging	0	0.00	0	0.00	0	0	0	2,600	2,600
22-6138-0006	NRES 428/828 Teaching Supplemntl-Burbach	0	0.00	0	0.00	0	0	0	500	500
22-6139-0001	Vet Biomed Sci-Vet Hospital Clay Cnt	0	0.00	5,243	0.08	1,363	0	6,606	20,000	26,606
22-6139-0002	Vet Biomed Sci-Records Mgm Sys	0	0.00	0	0.00	0	0	0	1,000	1,000
22-6161-0001	CGS-PGM PGA Course	0	0.00	0	0.00	0	0	0	130,000	130,000
22-6161-0002	CGS-PGM PGA Lincoln Course	0	0.00	0	0.00	0	0	0	65,000	65,000
22-6161-0004	CGS-PGM Revolving	0	0.00	304	0.00	0	0	0	2,500	2,500



COST OBJECT LISTING BY SUB PROGRAM  
 2014-2015 GENERAL OPERATING BUDGET  
 UNIVERSITY OF NEBRASKA - LINCOLN  
 INSTITUTE OF AGRICULTURE AND NATURAL RESOURCES

**SUBPROGRAM #/NAME: 61 College of Ag Sciences and Natural Resources**

**IANR-State General Fund-715 Revolving/Designated**

COST OBJECT	Dollar	FACULTY		NON FACULTY		EMPLOYEE BENEFITS	PERSONAL SERVICE CREDITS	TOTAL PERSONAL SERVICES	TOTAL OPERATING EXPENSES	TOTAL
		FTE	Dollar	FTE	Dollar					
22-6161-0005 CGS-PGM Scholarships	0	0.00	0	0.00	0	0	0	0	2,500	2,500
<b>TOTAL</b>	<b>108,481</b>	<b>1.80</b>	<b>223,500</b>	<b>4.47</b>	<b>86,317</b>	<b>0</b>	<b>418,298</b>	<b>771,681</b>	<b>1,189,979</b>	

**UNL-Trust-Grant/Cont/Loan/End-718 Trust/Restricted**

COST OBJECT	Dollar	FACULTY		NON FACULTY		EMPLOYEE BENEFITS	PERSONAL SERVICE CREDITS	TOTAL PERSONAL SERVICES	TOTAL OPERATING EXPENSES	TOTAL
		FTE	Dollar	FTE	Dollar					
26-6102-0009301 EAEP 300	15,718	0.20	0	0.00	3,144	0	18,862	0	18,862	
27-6102-0009001 CASNR Deans Office	0	0.00	20,000	0.00	4,000	0	24,000	0	24,000	
27-6122-0008001 Sunkist Fiesta Bowl Prof Moser	15,000	0.00	0	0.00	3,000	0	18,000	0	18,000	
27-6122-0009001 Eugene W. Price Prof Baenzinger	10,000	0.00	0	0.00	2,000	0	12,000	0	12,000	
27-6122-0010001 Distinguished Prof Award Massengale	10,000	0.00	0	0.00	2,000	0	12,000	0	12,000	
27-6122-0275001 Agronomy	15,000	0.00	0	0.00	3,000	0	18,000	0	18,000	
27-6122-0451001 Agronomy	30,000	0.00	0	0.00	6,000	0	36,000	0	36,000	
27-6124-0001001 Harlan College Professor -Hanson	5,000	0.00	0	0.00	1,000	0	6,000	0	6,000	
27-6124-0005001 Roberts College Prof-Perrin	5,000	0.00	0	0.00	1,000	0	6,000	0	6,000	
27-6126-0003001 Wagner Prof-Klopfenstein	10,000	0.00	0	0.00	2,000	0	12,000	0	12,000	
27-6126-0011001 NE Cattlemen's Prof-Calkins; C.	10,000	0.00	0	0.00	2,000	0	12,000	0	12,000	
27-6130-0062001 Holmes Professor-Banerjee	15,000	0.00	0	0.00	3,000	0	18,000	0	18,000	
27-6131-0001001 Morrison College Professor-Hanna	5,000	0.00	0	0.00	1,000	0	6,000	0	6,000	
27-6131-0002001 Maxcy College Prof-Taylor	15,000	0.00	0	0.00	3,000	0	18,000	0	18,000	
27-6131-0107001 Khem Shahani Prof-Hutkins	10,000	0.00	0	0.00	2,000	0	12,000	0	12,000	
27-6135-0001001 Allington Distinguished Prof-Van Etten	7,500	0.00	0	0.00	1,501	0	9,001	0	9,001	
<b>TOTAL</b>	<b>178,218</b>	<b>0.20</b>	<b>20,000</b>	<b>0.00</b>	<b>39,645</b>	<b>0</b>	<b>237,863</b>	<b>0</b>	<b>237,863</b>	
<b>SUB PROGRAM TOTAL</b>	<b>9,549,469</b>	<b>91</b>	<b>4,112,722</b>	<b>73</b>	<b>3,487,764</b>	<b>0</b>	<b>17,149,955</b>	<b>1,281,604</b>	<b>18,431,559</b>	

**SUBPROGRAM #/NAME: 62 Agriculture Research Division**

**IANR-State General Fund-715 State & University Generated/Unrestricted**

COST OBJECT	Dollar	FACULTY		NON FACULTY		EMPLOYEE BENEFITS	PERSONAL SERVICE CREDITS	TOTAL PERSONAL SERVICES	TOTAL OPERATING EXPENSES	TOTAL
		FTE	Dollar	FTE	Dollar					
21-6204-0001 ARD Dean-Operating	19,651	0.13	546,651	5.18	144,973	0	711,275	62,460	773,735	
21-6205-0003 ARD-Special	636,731	1.50	92,486	1.61	186,680	0	915,897	7,545	923,442	
21-6205-0004 Ard Interdisciplinary Research	0	0.00	0	0.00	0	0	0	100,000	100,000	
21-6205-0005 ARD-Innovative Research	0	0.00	0	0.00	0	0	0	3,548	3,548	
21-6205-0006 ARD-Honors Program	0	0.00	0	0.00	0	0	0	20,000	20,000	
21-6205-4000 ARD-F&A	0	0.00	4,724	0.00	1,212	0	5,936	5,937	11,873	
21-6205-4001 ARD F&A Expenditures	0	0.00	6,767	0.00	1,734	0	8,501	0	8,501	
21-6211-0001 DWFI-Research	70,823	0.81	0	0.00	18,131	0	88,954	0	88,954	
21-6211-0002 DWFI-WC Research	0	0.00	152,350	2.20	39,001	0	191,351	107,987	299,338	
21-6212-0001 RFI-Research	0	0.00	22,207	0.20	5,684	0	27,891	0	27,891	
21-6220-0001 ALEC-Research Operating	97,835	1.00	44,867	0.77	36,531	0	179,233	10,984	190,217	
21-6221-0001 Biological Systems Engineering	960,146	8.07	527,764	10.34	380,905	0	1,868,815	105,707	1,974,522	
21-6221-5202 POE - BSE-Bio Med Engr Proj	91,298	1.00	0	0.00	23,372	0	114,670	15,000	129,670	
21-6222-0001 Agronomy - Horticulture Research	2,785,087	24.56	2,310,484	51.54	1,304,465	0	6,400,036	283,236	6,683,272	
21-6222-5200 POE - AgHort -WRRRI	17,911	0.15	0	0.00	4,586	0	22,497	0	22,497	
21-6224-0001 Agricultural Economics Research	1,082,802	8.87	279,398	5.66	348,723	0	1,710,923	37,785	1,748,708	
21-6224-5200 POE - Ag Econ Rsch	60,476	0.70	0	0.00	15,481	0	75,957	0	75,957	
21-6225-0001 Statistics	507,775	3.90	238,758	4.60	191,112	0	937,645	30,086	967,731	
21-6226-0001 Animal Science	1,147,664	10.75	1,521,723	34.17	683,363	0	3,352,750	223,878	3,576,628	

COST OBJECT LISTING BY SUB PROGRAM  
 2014-2015 GENERAL OPERATING BUDGET  
 UNIVERSITY OF NEBRASKA - LINCOLN  
 INSTITUTE OF AGRICULTURE AND NATURAL RESOURCES

**SUBPROGRAM #/NAME: 62 Agriculture Research Division**

**IANR-State General Fund-715 State & University Generated/Unrestricted**

COST OBJECT	Dollar	FACULTY	NON FACULTY		EMPLOYEE BENEFITS	PERSONAL	TOTAL	TOTAL	TOTAL	
		FTE	Dollar	FTE		SERVICE CREDITS	PERSONAL SERVICES	OPERATING EXPENSES		
21-6227-0001	Child Youth & Fam Studies	327,982	3.85	123,296	2.90	115,524	0	566,802	14,455	581,257
21-6228-0001	Entomology	685,503	5.75	359,201	7.48	267,444	0	1,312,148	58,765	1,370,913
21-6230-0001	Biochemistry	1,327,323	11.30	196,162	4.65	390,012	0	1,913,497	93,773	2,007,270
21-6230-5200	POE-Biochem Research	113,517	0.62	109,426	0.50	57,073	0	280,016	0	280,016
21-6230-5201	POE-Redox Biology Center	92,089	1.00	0	0.00	23,575	0	115,664	220,659	336,323
21-6231-0001	Food Science & Technology Research	710,777	6.55	448,636	7.84	296,809	0	1,456,222	108,847	1,565,069
21-6231-0002	Food Sci & Tech-Food Processing Cnt	12,057	0.07	147,895	2.01	40,948	0	200,900	19,661	220,561
21-6234-0001	Biotechnology	0	0.00	0	0.00	0	0	0	9,657	9,657
21-6235-0001	Plant Pathology	640,590	5.27	490,009	9.46	289,435	0	1,420,034	71,959	1,491,993
21-6236-0001	Nutrition & Health Sciences	291,401	3.07	233,769	5.81	134,444	0	659,614	23,027	682,641
21-6236-5200	POE Nutr Health Sci Genomics	48,308	0.66	0	0.00	12,367	0	60,675	0	60,675
21-6237-0001	Textiles Merchandising & Fashion Design	80,988	0.50	72,527	1.33	39,303	0	192,818	7,278	200,096
21-6238-0001	Salaries RSH	1,710,433	15.08	739,992	10.57	627,309	0	3,077,734	163,813	3,241,547
21-6238-0005	Salaries SVY RSH	459,505	4.73	286,248	5.23	190,913	0	936,666	73,575	1,010,241
21-6238-0006	SNRS-Coop F/W Rsch	0	0.00	61,082	1.50	15,637	0	76,719	0	76,719
21-6238-0007	SNRS-Higley Research	109,166	0.80	0	0.00	27,947	0	137,113	0	137,113
21-6238-5200	POE - SNR Research	307,073	3.64	0	0.00	78,611	0	385,684	0	385,684
21-6239-0001	Veterinary Biomedical Science	817,367	6.28	529,930	9.45	344,909	0	1,692,206	31,926	1,724,132
21-6239-0002	Veterinary Biomedical Sci-Diagnostic Lab	550,139	4.15	801,265	19.05	345,960	0	1,697,364	10,115	1,707,479
21-6239-0003	Veterinary Biomedical Sci-Vet Ed Cnt	151,766	1.30	243,511	4.14	101,192	0	496,469	108,226	604,695
21-6240-0001	Southeast Center	2,892	0.02	8,479	0.05	2,912	0	14,283	276	14,559
21-6241-0001	Northeast Center	236,120	2.25	339,699	7.75	147,408	0	723,227	52,691	775,918
21-6242-0001	West Central Rsch	410,727	4.40	677,006	13.88	278,460	0	1,366,193	111,106	1,477,299
21-6242-0004	West Central Center Gudmunds Rsch Center	0	0.00	139,619	3.35	35,741	0	175,360	40,694	216,054
21-6243-0001	Panhandle Center	410,671	4.03	531,888	14.12	241,294	0	1,183,853	131,688	1,315,541
21-6243-0003	Panhandle Center High Plains Lab	0	0.00	127,417	2.75	32,619	0	160,036	7,008	167,044
21-6243-0004	Panhandle Cnt-Rhizomania Rsch	0	0.00	0	0.00	0	0	0	40,000	40,000
21-6243-0005	Panhandle-Lionel Harris Building	0	0.00	0	0.00	0	0	0	6,742	6,742
21-6244-0001	Ag Research & Development Center Gen	0	0.00	660,724	12.07	169,144	0	829,868	65,631	895,499
21-6244-0002	ARDC Rsch & Educ Bldg Funds	0	0.00	72,432	2.00	18,544	0	90,976	34,552	125,528
21-6244-0003	ARDC Maintenance Shop	0	0.00	0	0.00	0	0	0	25,557	25,557
21-6246-0001	South Central Ag Lab Gen Op	0	0.00	201,103	3.93	51,483	0	252,586	31,519	284,105
21-6248-0001	Industrial Ag Products Center	0	0.00	66,069	1.17	16,916	0	82,985	0	82,985
21-6260-0001	Veterinary Medicine	434,681	3.95	0	0.00	111,279	0	545,960	0	545,960
21-6261-0001	Center For Grassland Studies	0	0.00	66,085	0.62	16,921	0	83,006	6,167	89,173
21-6262-0001	Plant Science-Research	671,109	5.32	136,949	2.20	206,865	0	1,014,923	6,583	1,021,506
21-6262-5200	POE-PSI Research	0	0.00	0	0.00	0	0	0	200,000	200,000
21-6262-5210	POE-PSI-Dr Yu	32,419	0.40	0	0.00	8,299	0	40,718	0	40,718
21-6262-5211	POE-PSI-Dr Mower	74,410	0.80	0	0.00	19,049	0	93,459	0	93,459
21-6263-0001	Cnt Applied Rural Innovation	0	0.00	26,368	0.68	6,751	0	33,119	7,760	40,879
21-6266-5201	POE-Virology-Fac Sal-Wiebe	75,085	1.00	0	0.00	19,221	0	94,306	0	94,306
21-6268-0001	Plnt Hlth-Research	0	0.00	77,510	0.50	19,843	0	97,353	0	97,353
21-6299-0001	Budget Adjustment Permanent Bdgt Adjust	-431,867	0.00	-140,556	0.00	-146,538	0	-718,961	0	-718,961
<b>TOTAL</b>		<b>17,830,430</b>	<b>158.23</b>	<b>13,581,920</b>	<b>273.26</b>	<b>8,041,576</b>	<b>0</b>	<b>39,453,926</b>	<b>2,797,863</b>	<b>42,251,789</b>

**IANR-State General Fund-715 Revolving/Designated**

COST OBJECT	Dollar	FACULTY	NON FACULTY		EMPLOYEE BENEFITS	PERSONAL	TOTAL	TOTAL	TOTAL	
		FTE	Dollar	FTE		SERVICE CREDITS	PERSONAL SERVICES	OPERATING EXPENSES		
22-6205-0001	ARD-General Activities	0	0.00	0	0.00	0	0	37,500	37,500	
22-6205-0002	ARD-Royalty Activities	0	0.00	0	0.00	0	0	30,000	30,000	
				306						

COST OBJECT LISTING BY SUB PROGRAM  
 2014-2015 GENERAL OPERATING BUDGET  
 UNIVERSITY OF NEBRASKA - LINCOLN  
 INSTITUTE OF AGRICULTURE AND NATURAL RESOURCES

SUBPROGRAM #/NAME: 62 Agriculture Research Division

IANR-State General Fund-715 Revolving/Designated

COST OBJECT	Dollar	FACULTY	NON FACULTY		EMPLOYEE BENEFITS	PERSONAL	TOTAL	TOTAL	TOTAL
		FTE	Dollar	FTE		SERVICE CREDITS	PERSONAL SERVICES	OPERATING EXPENSES	
22-6205-0003	ARD Res & Dev Income	0	0.00	0	0.00	0	0	30,000	30,000
22-6205-0004	ARD Development Program	0	0.00	0	0.00	0	0	200,000	200,000
22-6205-0005	ARD Biotechnology Field Research	0	0.00	137,225	3.00	35,679	0	172,904	172,904
22-6221-0001	Biol Sys Engr-Rogers Farm	0	0.00	44,841	1.10	11,660	0	56,501	135,600
22-6221-0002	BSE Soil/Water Vehicles	0	0.00	0	0.00	0	0	0	8,000
22-6221-0003	Biol Sys Engr-Shop	0	0.00	7,532	1.31	1,958	0	9,490	32,000
22-6221-0004	BSE Subiah Rsch Revolving	0	0.00	0	0.00	0	0	0	5,000
22-6221-0006	BSE Koelsch Rsh Revolving	0	0.00	0	0.00	0	0	0	500
22-6221-0007	BSE Martin/Eisenhauer Rsch Revolving	0	0.00	0	0.00	0	0	0	2,000
22-6221-0008	BSE Schulte Rsch Revolving	0	0.00	0	0.00	0	0	0	700
22-6221-0009	BSE Schulte/Koelsch Rsch Revolving	0	0.00	0	0.00	0	0	0	500
22-6221-0010	BSE Dept Rsch Revolving	0	0.00	0	0.00	0	0	0	39,374
22-6221-0011	BSE Veris Maintenance-Rsch Rev	0	0.00	0	0.00	0	0	0	100
22-6221-0012	BSE Vehicle 2A	0	0.00	0	0.00	0	0	0	500
22-6221-0017	BSE Irmak Rsch Revolving	0	0.00	0	0.00	0	0	0	93,950
22-6221-0019	BSE Royalties	0	0.00	0	0.00	0	0	0	1,000
22-6221-0021	BSE TREM Service Center	0	0.00	0	0.00	0	0	0	100,000
22-6221-0022	BSE Rsch Rev Weller	0	0.00	0	0.00	0	0	0	300
22-6222-0001	Agron-Hort Operations Admin	0	0.00	2,000	0.00	520	0	2,520	57,500
22-6222-0004	Agr Lagrimini Rsch	0	0.00	37,829	1.00	9,836	0	47,665	23,500
22-6222-0008	Agro Soybean Research	0	0.00	22,374	0.50	5,817	0	28,191	27,000
22-6222-0010	Agro Wheat Germplasm	0	0.00	38,116	0.50	9,910	0	48,026	104,371
22-6222-0013	Agro KGC Research Revolving	0	0.00	0	0.00	0	0	0	10,000
22-6222-0020	12255 Soybean Germplasm Var Admin	0	0.00	0	0.00	0	0	0	5,000
22-6222-0034	NIR Analyzer	0	0.00	0	0.00	0	0	0	10,000
22-6222-0035	Agr Graef Combine	0	0.00	0	0.00	0	0	0	25,000
22-6222-0036	Agr Graef Planter	0	0.00	0	0.00	0	0	0	15,000
22-6222-0037	AgHort Greenhouse & Growth Chambers	0	0.00	41,067	1.25	10,677	0	51,744	35,000
22-6222-0043	Wortmann Lab Srv Cnt	0	0.00	0	0.00	0	0	0	4,000
22-6222-0048	Growth Chamber Srv Cnt	0	0.00	0	0.00	0	0	0	15,000
22-6222-0050	Jhala Research Revolving	0	0.00	0	0.00	0	0	0	14,000
22-6222-0051	Graef Bayer Research Rvlg	0	0.00	0	0.00	0	0	0	132,000
22-6222-1001	Agro Farm Service Center	0	0.00	87,678	1.34	22,797	0	110,475	615,000
22-6222-2003	Hort-Fleming Trust Royalties	0	0.00	4,000	0.00	1,040	0	5,040	2,000
22-6222-3333	Agr/Hort Non-Budgeted Positions	41,534	1.00	488,556	11.85	137,824	0	667,914	21,615
22-6225-0001	Statistical Srv	0	0.00	0	0.00	0	0	0	50,000
22-6225-0002	STAT-KME Eskridge	0	0.00	0	0.00	0	0	0	5,000
22-6225-0004	STAT DBM Marx	0	0.00	0	0.00	0	0	0	10,000
22-6225-0005	STAT EOB Blankenship	0	0.00	0	0.00	0	0	0	3,000
22-6225-0006	STAT Bioinformatics	0	0.00	0	0.00	0	0	0	25,000
22-6225-0007	STAT SDK Kachman	0	0.00	0	0.00	0	0	0	3,500
22-6226-0001	Animal Science Operations	0	0.00	148,394	3.97	38,582	0	186,976	10,000
22-6226-0002	Animal Science Meat Lab	0	0.00	25,000	0.00	6,500	0	31,500	65,000
22-6226-0003	Animal Science Dairy	0	0.00	0	0.00	0	0	0	115,200
22-6226-0004	Animal Science Beef Feed Lot	0	0.00	156,056	5.02	40,575	0	196,631	6,000,000
22-6226-0005	Animal Science Poultry Operations	0	0.00	0	0.00	0	0	0	25,000
22-6226-0006	Animal Science Beef Physiology & Mgmt	0	0.00	58,807	0.62	15,290	0	74,097	364,150
22-6226-0008	Animal Science Swine Farms	0	0.00	72,055	2.00	18,735	0	90,790	600,500
22-6226-0009	Animal Science Dalby Halleck Farm	0	0.00	6,000	0.00	1,560	0	7,560	131,400
22-6226-0010	Animal Science Feedmill	0	0.00	55,711	1.38	14,486	0	70,197	550,000
22-6226-0011	Animal Sci-Royalty Inc	0	0.00	30,698	1.00	7,906	0	38,314	1,500

COST OBJECT LISTING BY SUB PROGRAM  
 2014-2015 GENERAL OPERATING BUDGET  
 UNIVERSITY OF NEBRASKA - LINCOLN  
 INSTITUTE OF AGRICULTURE AND NATURAL RESOURCES

SUBPROGRAM #/NAME: 62 Agriculture Research Division

IANR-State General Fund-715 Revolving/Designated

COST OBJECT	Dollar	FACULTY	NON FACULTY		EMPLOYEE BENEFITS	PERSONAL	TOTAL	TOTAL		
		FTE	Dollar	FTE		SERVICE CREDITS	PERSONAL SERVICES	OPERATING EXPENSES	TOTAL	
22-6226-0012	ANSC Index Line Royalty Revolving	0	0.00	0	0.00	0	0	1,500	1,500	
22-6226-0015	ANSC Omega Royalty Revolving	0	0.00	0	0.00	0	0	6,000	6,000	
22-6226-0016	ANSC CRC Calkins	0	0.00	0	0.00	0	0	9,000	9,000	
22-6226-0017	ANSC RUM Ruminant Nutrition	0	0.00	112,497	3.18	29,250	0	141,747	24,000	165,747
22-6226-0021	ANSC PJK Kononoff	0	0.00	0	0.00	0	0	28,500	28,500	
22-6226-0024	ANSC Confinement Cow Ruminant	0	0.00	0	0.00	0	0	100,000	100,000	
22-6228-0001	Entomology Operations	0	0.00	78,738	2.00	20,472	0	99,210	41,378	140,588
22-6228-0002	Entomology Siegfried Operations	0	0.00	115,261	3.00	29,968	0	145,229	56,218	201,447
22-6228-0003	ENTO RJW Wright	0	0.00	0	0.00	0	0	8,500	8,500	
22-6228-0004	ENTO JEF Foster	0	0.00	0	0.00	0	0	4,000	4,000	
22-6228-0005	ENTO LJM Meinke	0	0.00	6,249	0.16	1,624	0	7,873	200	8,073
22-6230-0001	Biochemistry Chemical Services	230,420	5.00	732,462	18.00	250,349	0	1,213,231	469,630	1,682,861
22-6230-0002	Biochem-Lab Isotope Biodynamics	0	0.00	2,154	0.00	560	0	2,714	3,600	6,314
22-6231-0001	Food Science & Technology Food Products	0	0.00	117,242	6.61	30,483	0	147,725	505,582	653,307
22-6231-0003	Food Processing Center	0	0.00	64,361	1.54	16,734	0	81,095	315,402	396,497
22-6231-0006	Food Sci/FPC/FARRP	116,712	1.00	59,207	1.25	45,739	0	221,658	1,339,326	1,560,984
22-6231-0007	FARRP-Funded Faculty	74,897	1.00	0	0.00	19,474	0	94,371	3,000	97,371
22-6231-0011	FST -Sensory Lab	0	0.00	0	0.00	0	0	2,000	2,000	
22-6231-0014	FoodSci Res Rev Thippareddi	0	0.00	0	0.00	0	0	50,000	50,000	
22-6231-0016	FoodSci Res Rev Peterson	0	0.00	69,605	2.00	18,098	0	87,703	465	88,168
22-6231-0017	FST Research Hutkins	0	0.00	0	0.00	0	0	8,000	8,000	
22-6231-0018	FST Research Thipareddi	0	0.00	0	0.00	0	0	10,000	10,000	
22-6231-0036	FoodSci Res Rev Jackson	0	0.00	0	0.00	0	0	1,000	1,000	
22-6231-0040	FoodSci Res Rev Wehling	0	0.00	0	0.00	0	0	950	950	
22-6231-0043	FST Core for Applies Genomics & Ecology	0	0.00	0	0.00	0	0	57,762	57,762	
22-6231-1001	FPC MNEP	0	0.00	0	0.00	0	0	64,707	64,707	
22-6231-1002	FPC Entrepreneurs	0	0.00	6,696	0.10	1,741	0	8,437	0	8,437
22-6231-1009	FPC Microbiology Lab	31,647	0.40	31,785	1.00	16,492	0	79,924	0	79,924
22-6231-1013	FPC - Pilot Plants	0	0.00	80,110	1.48	20,828	0	100,938	0	100,938
22-6231-1021	FPC Product Development	0	0.00	0	0.00	0	0	54,392	54,392	
22-6231-1031	FARRP Workshops	0	0.00	44,887	1.00	11,671	0	56,558	0	56,558
22-6231-1032	FARRP Information Services	0	0.00	42,346	1.00	11,009	0	53,355	0	53,355
22-6231-1040	FARRP Analytical Process	0	0.00	565,684	14.00	147,078	0	712,762	66,056	778,818
22-6231-1041	FARRP - Post Doc	0	0.00	40,000	1.00	10,400	0	50,400	0	50,400
22-6231-1060	FPC Dairy Plant	0	0.00	38,390	0.73	9,982	0	48,372	26,604	74,976
22-6231-1061	FPC Dairy Store	0	0.00	28,911	0.80	7,517	0	36,428	0	36,428
22-6231-1067	FPC ARE	45,981	0.61	0	0.00	11,955	0	57,936	36,940	94,876
22-6231-1073	FPC-Dairy Store Concessions	0	0.00	3,614	0.10	941	0	4,555	0	4,555
22-6231-1075	FPC-Sensory Analysis	0	0.00	13,524	0.31	3,517	0	17,041	0	17,041
22-6231-1076	FPC State Fair	0	0.00	3,614	0.10	941	0	4,555	0	4,555
22-6231-1080	FPC-Entrepreneurial Product Development	0	0.00	11,222	0.21	2,918	0	14,140	0	14,140
22-6231-2007	FARRP Admin	0	0.00	56,937	1.00	14,804	0	71,741	0	71,741
22-6235-0001	Plant Pathology Microscope Service	0	0.00	18,313	0.00	4,762	0	23,075	46,531	69,606
22-6235-3333	PPath Non-Budgeted Positions	173,138	3.13	108,867	2.75	73,321	0	355,326	21,356	376,682
22-6236-0001	Nutrition & Health Sciences-NSHM Operati	0	0.00	58,421	1.49	15,189	0	73,610	75,256	148,866
22-6238-0001	Nat Res Sci Rsch Rev Miscellaneous	113,620	1.75	199,708	4.15	81,465	0	394,793	97,654	492,447
22-6238-0002	Nat Res Sci Revolving Weather	64,068	0.49	0	0.00	16,658	0	80,726	76,000	156,726
22-6238-0003	Nat Res Sci Rsch Mead	0	0.00	121,944	2.10	31,705	0	153,649	70,000	223,649
22-6238-0004	Nat Res Sci Rsch Research Prairie Pines	0	0.00	0	0.00	0	0	6,000	6,000	
22-6238-0005	SNRS Revolving-Hu	0	0.00	0	0.00	0	0	500	500	
22-6238-0011	SNRS RR Nebr Hall	0	0.00	308	0.00	0	0	8,000	8,000	

COST OBJECT LISTING BY SUB PROGRAM  
 2014-2015 GENERAL OPERATING BUDGET  
 UNIVERSITY OF NEBRASKA - LINCOLN  
 INSTITUTE OF AGRICULTURE AND NATURAL RESOURCES

SUBPROGRAM #/NAME: 62 Agriculture Research Division

IANR-State General Fund-715 Revolving/Designated

COST OBJECT	Dollar	FACULTY	NON FACULTY		EMPLOYEE BENEFITS	PERSONAL	TOTAL	TOTAL	TOTAL
		FTE	Dollar	FTE		SERVICE CREDITS	PERSONAL SERVICES	OPERATING EXPENSES	
22-6238-0012	0	0.00	0	0.00	0	0	0	16,000	16,000
22-6238-0014	0	0.00	15,000	0.00	3,900	0	18,900	70,000	88,900
22-6238-0016	0	0.00	0	0.00	0	0	0	5,000	5,000
22-6238-0017	0	0.00	20,000	0.00	5,200	0	25,200	5,000	30,200
22-6238-0019	0	0.00	0	0.00	0	0	0	1,000	1,000
22-6238-0020	0	0.00	0	0.00	0	0	0	500	500
22-6238-0022	0	0.00	48,540	1.00	12,622	0	61,162	1,000	62,162
22-6238-0023	31,815	0.50	0	0.00	8,272	0	40,087	6,000	46,087
22-6238-0024	31,815	0.50	0	0.00	8,272	0	40,087	30,000	70,087
22-6238-0025	0	0.00	0	0.00	0	0	0	1,500	1,500
22-6238-0028	0	0.00	0	0.00	0	0	0	1,000	1,000
22-6238-0029	0	0.00	0	0.00	0	0	0	20,000	20,000
22-6238-0030	0	0.00	0	0.00	0	0	0	1,000	1,000
22-6238-0031	0	0.00	0	0.00	0	0	0	2,000	2,000
22-6238-0032	0	0.00	0	0.00	0	0	0	2,000	2,000
22-6238-0033	0	0.00	0	0.00	0	0	0	2,000	2,000
22-6238-0034	0	0.00	0	0.00	0	0	0	2,000	2,000
22-6238-0035	0	0.00	0	0.00	0	0	0	15,000	15,000
22-6238-0036	0	0.00	0	0.00	0	0	0	8,000	8,000
22-6238-0038	0	0.00	0	0.00	0	0	0	500	500
22-6238-0040	0	0.00	0	0.00	0	0	0	1,000	1,000
22-6238-0041	0	0.00	0	0.00	0	0	0	10,000	10,000
22-6238-0042	0	0.00	0	0.00	0	0	0	5,000	5,000
22-6238-0043	0	0.00	0	0.00	0	0	0	1,500	1,500
22-6238-0044	0	0.00	0	0.00	0	0	0	2,000	2,000
22-6238-0045	0	0.00	0	0.00	0	0	0	500	500
22-6238-0048	0	0.00	0	0.00	0	0	0	10,000	10,000
22-6238-0050	0	0.00	0	0.00	0	0	0	1,000	1,000
22-6239-0002	210,234	1.99	281,279	7.42	127,794	0	619,307	412,302	1,031,609
22-6239-0003	0	0.00	0	0.00	0	0	0	96,000	96,000
22-6239-0014	0	0.00	0	0.00	0	0	0	500	500
22-6239-0016	0	0.00	0	0.00	0	0	0	3,000	3,000
22-6239-0018	156,361	2.00	104,953	2.00	67,942	0	329,256	2,000	331,256
22-6241-0001	0	0.00	76,253	2.04	19,824	0	96,077	158,793	254,870
22-6242-0001	0	0.00	0	0.00	0	0	0	395,000	395,000
22-6242-0002	0	0.00	0	0.00	0	0	0	430,549	430,549
22-6242-0003	0	0.00	13,780	0.29	3,582	0	17,362	385,200	402,562
22-6242-0005	0	0.00	93,735	2.00	24,372	0	118,107	95,300	213,407
22-6242-0006	0	0.00	0	0.00	0	0	0	5,614	5,614
22-6242-0007	0	0.00	64,463	2.00	16,761	0	81,224	0	81,224
22-6242-1003	0	0.00	13,505	0.36	3,512	0	17,017	0	17,017
22-6242-1004	0	0.00	19,809	0.40	5,150	0	24,959	0	24,959
22-6242-1051	0	0.00	2,576	0.04	671	0	3,247	0	3,247
22-6243-0001	0	0.00	0	0.00	0	0	0	2,500	2,500
22-6243-0002	0	0.00	89,901	2.50	23,374	0	113,275	185,000	298,275
22-6243-0003	0	0.00	58,850	1.01	15,301	0	74,151	2,432,714	2,506,865
22-6243-0004	0	0.00	5,119	0.14	1,331	0	6,450	95,125	101,575
22-6243-0006	0	0.00	0	0.00	0	0	0	1,000	1,000
22-6243-0008	0	0.00	0	0.00	0	0	0	1,000	1,000
22-6243-0010	0	0.00	0	0.00	0	0	0	10,000	10,000
22-6244-0001	0	0.00	13,509	0.50	3,511	0	17,011	67,200	84,211

COST OBJECT LISTING BY SUB PROGRAM  
 2014-2015 GENERAL OPERATING BUDGET  
 UNIVERSITY OF NEBRASKA - LINCOLN  
 INSTITUTE OF AGRICULTURE AND NATURAL RESOURCES

**SUBPROGRAM #/NAME: 62 Agriculture Research Division**

**IANR-State General Fund-715 Revolving/Designated**

COST OBJECT	Dollar	FACULTY	NON FACULTY		EMPLOYEE BENEFITS	PERSONAL SERVICE CREDITS	TOTAL PERSONAL SERVICES	TOTAL OPERATING EXPENSES	TOTAL
		FTE	Dollar	FTE					
22-6244-0002 ARDC Farming Operations	0	0.00	242,753	6.62	63,116	0	305,869	1,414,447	1,720,316
22-6244-0003 ARDC Program Operations	0	0.00	0	0.00	0	0	0	1,000	1,000
22-6244-0004 ARDC Development Fund	0	0.00	0	0.00	0	0	0	200,000	200,000
22-6244-0007 ARDC Insured Events Revolving	0	0.00	0	0.00	0	0	0	100,000	100,000
22-6244-0008 ARDC PBX Operations Revlg	0	0.00	0	0.00	0	0	0	30,000	30,000
22-6244-0009 ARDC Reimb Revolving-O&M	0	0.00	0	0.00	0	0	0	1,000	1,000
22-6246-0001 South Central Ag Lab Revlg Op	0	0.00	79,316	1.82	20,622	0	99,938	221,392	321,330
22-6248-0001 Indust Ag Prod Cnt-Operations	0	0.00	14,725	0.21	3,829	0	18,554	6,500	25,054
22-6254-0001 WC Research Rev	0	0.00	0	0.00	0	0	0	22,162	22,162
22-6254-0002 WC Water Sciences Lab Rev	8,980	0.10	38,992	1.00	12,473	0	60,445	25,250	85,695
22-6262-0002 PSI Revolving	0	0.00	233,982	6.00	60,835	0	294,817	130,357	425,174
22-6262-0003 BBC Greenhouse	0	0.00	17,928	0.75	4,661	0	22,589	0	22,589
22-6263-0001 Cnt Applied Rural Innovation Revolving	0	0.00	2,127	0.00	553	0	2,680	0	2,680
<b>TOTAL</b>	<b>1,331,222</b>	<b>19.47</b>	<b>5,847,484</b>	<b>145.00</b>	<b>1,866,477</b>	<b>0</b>	<b>9,045,183</b>	<b>20,639,674</b>	<b>29,684,857</b>

**UNL-Federal Letter of Credit-716 Federal/Restricted**

COST OBJECT	Dollar	FACULTY	NON FACULTY		EMPLOYEE BENEFITS	PERSONAL SERVICE CREDITS	TOTAL PERSONAL SERVICES	TOTAL OPERATING EXPENSES	TOTAL
		FTE	Dollar	FTE					
24-6230-0107001 Biochemistry	75,419	1.00	0	0.00	17,045	0	92,464	0	92,464
24-6230-0122001 Biochemistry	0	0.00	31,648	1.00	7,153	0	38,801	0	38,801
24-6230-0124001 Biochemistry	0	0.00	38,334	1.00	8,663	0	46,997	0	46,997
24-6230-0152001 Biochemistry	79,270	1.00	88,590	2.00	37,936	0	205,796	0	205,796
24-6239-0216001 Veterinary & Biomed	0	0.00	0	0.00	0	0	0	0	0
24-6239-0240001 Veterinary & Biomed	0	0.00	0	0.00	0	0	0	0	0
24-6239-0260001 Veterinary & Biomed	0	0.00	58,958	2.00	13,325	0	72,283	0	72,283
<b>TOTAL</b>	<b>154,689</b>	<b>2.00</b>	<b>217,530</b>	<b>6.00</b>	<b>84,122</b>	<b>0</b>	<b>456,341</b>	<b>0</b>	<b>456,341</b>

**UNL-Federal Advance-717 Federal/Restricted**

COST OBJECT	Dollar	FACULTY	NON FACULTY		EMPLOYEE BENEFITS	PERSONAL SERVICE CREDITS	TOTAL PERSONAL SERVICES	TOTAL OPERATING EXPENSES	TOTAL
		FTE	Dollar	FTE					
25-6205-0052001 Ag Rsch Division	0	0.00	341,307	7.00	77,136	0	418,443	0	418,443
25-6222-0413001 Agronomy	0	0.00	10,764	0.25	2,433	0	13,197	0	13,197
25-6222-0456001 Agronomy	0	0.00	38,646	1.00	8,735	0	47,381	0	47,381
25-6222-0527001 Agronomy	0	0.00	39,663	1.00	8,964	0	48,627	0	48,627
25-6222-0546001 Agronomy	0	0.00	41,697	1.00	9,424	0	51,121	0	51,121
25-6222-0602001 Agronomy	0	0.00	41,820	1.00	9,452	0	51,272	0	51,272
25-6226-0373002 Animal Science	0	0.00	31,419	1.00	7,101	0	38,520	0	38,520
25-6230-0130010 EPSCoR	39,537	0.50	0	0.00	8,936	0	48,473	0	48,473
25-6231-0216001 Food Science & Tech	45,450	1.00	0	0.00	10,272	0	55,722	0	55,722
25-6231-0221001 Food Science & Tech	0	0.00	48,999	1.00	11,074	0	60,073	0	60,073
25-6231-0262001 Food Science & Tech	0	0.00	50,800	1.00	11,481	0	62,281	0	62,281
25-6235-0183214 MRF FY14 35-118/W-2150	0	0.00	16,879	0.49	3,815	0	20,694	0	20,694
25-6235-0199001 Plant Pathology	0	0.00	19,684	0.49	4,449	0	24,133	0	24,133
25-6235-0205001 Plant Pathology	0	0.00	19,956	0.50	4,510	0	24,466	0	24,466
25-6235-0208001 Plant Pathology	0	0.00	32,480	1.00	7,340	0	39,820	0	39,820
25-6235-0228001 Plant Pathology	0	0.00	40,600	1.00	9,175	0	49,775	0	49,775
25-6236-0079001 Nutritional Science	0	0.00	16,992	0.50	3,841	0	20,833	0	20,833
25-6237-0079214 MRF FY14 37-037/S1054	14,365	0.47	0	0.00	3,246	0	17,611	0	17,611
25-6238-0472214 MRF FY14 38-081/NRSP-S	0	0.00	43,907	1.00	9,923	0	53,830	0	53,830
25-6238-0513001 SNR	0	0.00	310	0.00	0	0	0	0	0

COST OBJECT LISTING BY SUB PROGRAM  
 2014-2015 GENERAL OPERATING BUDGET  
 UNIVERSITY OF NEBRASKA - LINCOLN  
 INSTITUTE OF AGRICULTURE AND NATURAL RESOURCES

**SUBPROGRAM #/NAME: 62 Agriculture Research Division**

**UNL-Federal Advance-717 Federal/Restricted**

COST OBJECT	Dollar	FACULTY		NON FACULTY		EMPLOYEE BENEFITS	PERSONAL SERVICE CREDITS	TOTAL PERSONAL SERVICES	TOTAL OPERATING EXPENSES	TOTAL
		FTE	Dollar	FTE	Dollar					
25-6238-0513003 SNR	0	0.00	0	0.00	0	0	0	0	0	0
25-6238-0532214 McStennis FY14 / 38-089	0	0.00	27,889	0.80	6,304	0	34,193	0	34,193	34,193
25-6238-0611214 McStennis FY14 38-095	36,731	0.29	6,973	0.20	9,878	0	53,582	0	53,582	53,582
25-6239-0235002 Veterinary & Biomed	0	0.00	107,082	2.00	24,201	0	131,283	0	131,283	131,283
25-6239-0235100 Veterinary & Biomed	0	0.00	53,321	1.00	12,050	0	65,371	0	65,371	65,371
25-6239-0241001 Veterinary & Biomed	0	0.00	42,245	1.00	9,547	0	51,792	0	51,792	51,792
25-6242-0167214 MRF FY14 42-112/NC-1201	0	0.00	29,350	1.00	6,633	0	35,983	0	35,983	35,983
25-6261-0007742 MRF NC-1181 MacDonald	0	0.00	3,218	0.07	727	0	3,945	0	3,945	3,945
25-6268-0005001 Plant Health	0	0.00	39,636	1.00	8,958	0	48,594	0	48,594	48,594
<b>TOTAL</b>	<b>136,083</b>	<b>2.26</b>	<b>1,145,327</b>	<b>26.30</b>	<b>289,605</b>	<b>0</b>	<b>1,571,015</b>	<b>0</b>	<b>1,571,015</b>	<b>1,571,015</b>

**UNL-Trust-Grant/Cont/Loan/End-718 Trust/Restricted**

COST OBJECT	Dollar	FACULTY		NON FACULTY		EMPLOYEE BENEFITS	PERSONAL SERVICE CREDITS	TOTAL PERSONAL SERVICES	TOTAL OPERATING EXPENSES	TOTAL
		FTE	Dollar	FTE	Dollar					
26-6221-0189001 Biological System Eng	64,526	1.00	0	0.00	12,905	0	77,431	0	77,431	77,431
26-6221-0228001 Biological System Eng	63,495	1.00	0	0.00	12,699	0	76,194	0	76,194	76,194
26-6222-0126001 Raikes/Othmer Prof - Mackenzie; Sally	5,000	0.00	0	0.00	1,000	0	6,000	0	6,000	6,000
26-6222-0127001 Othmer Match - Mackenzie; Sally	5,000	0.00	0	0.00	1,000	0	6,000	0	6,000	6,000
26-6222-0175001 Cyril Bish Prof in Horticulture-Riordan	2,500	0.00	0	0.00	501	0	3,001	0	3,001	3,001
26-6222-0201001 USGA Buffalograss Breeding Evaluation an	0	0.00	59,579	1.40	11,916	0	71,495	0	71,495	71,495
26-6222-0423001 Agronomy	0	0.00	10,554	0.25	2,111	0	12,665	0	12,665	12,665
26-6222-0465002 Optimizing Genetic Resources - Year 2	0	0.00	44,982	1.00	8,996	0	53,978	0	53,978	53,978
26-6222-0482001 Agronomy	0	0.00	17,033	0.40	3,406	0	20,439	0	20,439	20,439
26-6222-0487001 Agronomy	0	0.00	17,056	0.50	3,411	0	20,467	0	20,467	20,467
26-6222-0511001 Agronomy	0	0.00	9,457	0.25	1,891	0	11,348	0	11,348	11,348
26-6222-0517001 Agronomy	0	0.00	35,595	1.00	7,119	0	42,714	0	42,714	42,714
26-6222-0523001 Agronomy	0	0.00	41,697	1.00	8,340	0	50,037	0	50,037	50,037
26-6222-0524001 Agronomy	0	0.00	10,668	0.25	2,134	0	12,802	0	12,802	12,802
26-6222-0534001 Agronomy	0	0.00	0	0.00	0	0	0	0	0	0
26-6222-0550001 Agronomy	0	0.00	3,767	0.09	754	0	4,521	0	4,521	4,521
26-6222-0575001 Agronomy	0	0.00	42,714	1.00	8,544	0	51,258	0	51,258	51,258
26-6222-0576001 Agronomy	0	0.00	22,374	0.50	4,474	0	26,848	0	26,848	26,848
26-6222-0577001 Agronomy	0	0.00	38,051	1.00	7,610	0	45,661	0	45,661	45,661
26-6222-0584001 Agronomy	0	0.00	38,646	1.00	7,730	0	46,376	0	46,376	46,376
26-6222-0598001 Agronomy	0	0.00	32,470	1.00	6,493	0	38,963	0	38,963	38,963
26-6222-0599001 Agronomy	140,564	1.00	21,658	0.67	32,444	0	194,666	0	194,666	194,666
26-6222-0600001 Agronomy	0	0.00	10,812	0.33	2,162	0	12,974	0	12,974	12,974
26-6228-0194001 Entomology	0	0.00	0	0.00	0	0	0	0	0	0
26-6228-0227001 Entomology	0	0.00	39,093	1.00	7,819	0	46,912	0	46,912	46,912
26-6238-0325008 NGPC Platte River Catfish Yr 8	56,293	1.00	0	0.00	11,259	0	67,552	0	67,552	67,552
26-6238-0445001 SNR	0	0.00	2,439	0.04	488	0	2,927	0	2,927	2,927
26-6238-0571001 SNR	0	0.00	0	0.00	0	0	0	0	0	0
26-6238-0584001 SNR	0	0.00	31,158	0.50	6,232	0	37,390	0	37,390	37,390
26-6238-0599003 SNR	59,143	1.00	0	0.00	11,829	0	70,972	0	70,972	70,972
26-6238-0603001 SNR	62,801	1.00	0	0.00	12,560	0	75,361	0	75,361	75,361
26-6238-0604001 SNR	0	0.00	0	0.00	0	0	0	0	0	0
26-6238-0608001 SNR	0	0.00	44,773	1.00	8,955	0	53,728	0	53,728	53,728
26-6238-0619001 SNR	0	0.00	41,453	1.00	8,290	0	49,743	0	49,743	49,743
26-6238-6001185 NCFWRU - NGPC Invasive Yr 5	0	0.00	49,803	1.00	9,960	0	59,763	0	59,763	59,763
26-6238-6001331 NCFWRU-NGPC Wind/Wildlife Proj	0	0.00	39,998	1.00	8,000	0	47,998	0	47,998	47,998

COST OBJECT LISTING BY SUB PROGRAM  
 2014-2015 GENERAL OPERATING BUDGET  
 UNIVERSITY OF NEBRASKA - LINCOLN  
 INSTITUTE OF AGRICULTURE AND NATURAL RESOURCES

**SUBPROGRAM #/NAME: 62 Agriculture Research Division**

**UNL-Trust-Grant/Cont/Loan/End-718 Trust/Restricted**

COST OBJECT	Dollar	FACULTY	NON FACULTY		EMPLOYEE BENEFITS	PERSONAL SERVICE CREDITS	TOTAL PERSONAL SERVICES	TOTAL OPERATING EXPENSES	TOTAL
		FTE	Dollar	FTE					
26-6238-6001392	0	0.00	28,899	1.00	5,780	0	34,679	0	34,679
26-6238-6001431	0	0.00	43,688	1.00	8,738	0	52,426	0	52,426
26-6238-6001451	66,324	1.00	0	0.00	13,265	0	79,589	0	79,589
26-6239-0247001	0	0.00	32,496	1.00	6,500	0	38,996	0	38,996
26-6239-0253001	0	0.00	42,945	1.00	8,589	0	51,534	0	51,534
26-6241-0141001	0	0.00	25,448	0.75	5,089	0	30,537	0	30,537
26-6242-0165001	0	0.00	30,418	1.00	6,084	0	36,502	0	36,502
26-6243-0311001	0	0.00	38,857	1.00	7,771	0	46,628	0	46,628
27-6221-0139001	0	0.00	4,047	0.10	810	0	4,857	0	4,857
27-6221-0140001	0	0.00	36,424	0.90	7,285	0	43,709	0	43,709
27-6222-0211001	0	0.00	39,169	0.75	7,834	0	47,003	0	47,003
27-6222-0404001	0	0.00	36,235	1.00	7,247	0	43,482	0	43,482
27-6226-0012001	0	0.00	8,629	0.27	1,726	0	10,355	0	10,355
27-6228-0001001	0	0.00	8,343	0.16	1,669	0	10,012	0	10,012
27-6228-0007001	0	0.00	46,404	1.00	9,280	0	55,684	0	55,684
27-6235-0002002	21,523	0.10	0	0.00	4,305	0	25,828	0	25,828
27-6238-0505001	0	0.00	31,947	1.00	6,389	0	38,336	0	38,336
27-6241-0001001	0	0.00	20,565	0.63	4,114	0	24,679	0	24,679
27-6241-0003001	0	0.00	4,174	0.12	834	0	5,008	0	5,008
27-6241-0006001	0	0.00	6,273	0.12	1,255	0	7,528	0	7,528
27-6242-0105001	0	0.00	31,606	1.00	6,322	0	37,928	0	37,928
27-6242-0118001	0	0.00	2,315	0.07	463	0	2,778	0	2,778
27-6242-0133001	0	0.00	2,271	0.07	454	0	2,725	0	2,725
27-6243-0001001	0	0.00	49,673	1.25	9,935	0	59,608	0	59,608
27-6243-0002001	0	0.00	31,440	0.86	6,288	0	37,728	0	37,728
27-6243-0004001	0	0.00	10,695	0.25	2,140	0	12,835	0	12,835
27-6243-0005001	0	0.00	30,990	1.00	6,198	0	37,188	0	37,188
27-6243-0008001	0	0.00	41,960	1.00	8,392	0	50,352	0	50,352
27-6243-0009001	0	0.00	66,308	1.85	13,261	0	79,569	0	79,569
27-6243-0010001	0	0.00	12,378	0.25	2,475	0	14,853	0	14,853
27-6243-0140001	0	0.00	11,044	0.35	2,209	0	13,253	0	13,253
27-6243-0220001	0	0.00	11,847	0.40	2,370	0	14,217	0	14,217
27-6246-0004001	0	0.00	24,228	0.50	4,845	0	29,073	0	29,073
<b>TOTAL</b>	<b>547,169</b>	<b>7.10</b>	<b>1,517,546</b>	<b>38.83</b>	<b>412,948</b>	<b>0</b>	<b>2,477,663</b>	<b>0</b>	<b>2,477,663</b>

**UNL-Auxiliary-719 Auxiliaries & Services/Restricted**

COST OBJECT	Dollar	FACULTY	NON FACULTY		EMPLOYEE BENEFITS	PERSONAL SERVICE CREDITS	TOTAL PERSONAL SERVICES	TOTAL OPERATING EXPENSES	TOTAL
		FTE	Dollar	FTE					
23-6205-0001	0	0.00	289,635	6.00	88,918	0	378,553	673,961	1,052,514
23-6205-0002	0	0.00	3,131,551	89.80	961,386	0	4,092,937	4,970,361	9,063,298
23-6221-0001	0	0.00	0	0.00	0	0	0	0	0
23-6221-0002	0	0.00	0	0.00	0	0	0	0	0
23-6221-0004	0	0.00	0	0.00	0	0	0	0	0
23-6221-0005	0	0.00	0	0.00	0	0	0	0	0
23-6221-0006	0	0.00	0	0.00	0	0	0	0	0
23-6221-0007	0	0.00	0	0.00	0	0	0	0	0
23-6221-0008	0	0.00	0	0.00	0	0	0	0	0
23-6222-0005	0	0.00	0	0.00	0	0	0	1,000	1,000
23-6222-0006	0	0.00	0	0.00	0	0	0	5,500	5,500
23-6222-0007	0	0.00	0	0.00	0	0	0	15,000	15,000



COST OBJECT LISTING BY SUB PROGRAM  
 2014-2015 GENERAL OPERATING BUDGET  
 UNIVERSITY OF NEBRASKA - LINCOLN  
 INSTITUTE OF AGRICULTURE AND NATURAL RESOURCES

**SUBPROGRAM #/NAME: 62 Agriculture Research Division**

**UNL-Auxiliary-719 Auxiliaries & Services/Restricted**

COST OBJECT	Dollar	FACULTY	NON FACULTY		EMPLOYEE BENEFITS	PERSONAL SERVICE CREDITS	TOTAL PERSONAL SERVICES	TOTAL OPERATING EXPENSES	TOTAL
		FTE	Dollar	FTE					
23-6222-0008 Agr-Ferguson-Industry Fee	0	0.00	0	0.00	0	0	0	1,500	1,500
23-6222-0010 Agro Alfalfa Variety	0	0.00	7,000	0.00	2,149	0	9,149	10,000	19,149
23-6222-0012 Hort Wit	0	0.00	0	0.00	0	0	0	16,000	16,000
23-6235-0002 Plt Path Mitra Lab Tests	0	0.00	0	0.00	0	0	0	3,000	3,000
23-6243-0001 PH-HPAL BQMS Site	0	0.00	0	0.00	0	0	0	50,000	50,000
<b>TOTAL</b>	<b>0</b>	<b>0.00</b>	<b>3,428,186</b>	<b>95.80</b>	<b>1,052,453</b>	<b>0</b>	<b>4,480,639</b>	<b>5,746,322</b>	<b>10,226,961</b>
<b>SUB PROGRAM TOTAL</b>	<b>19,999,593</b>	<b>189</b>	<b>25,737,993</b>	<b>585</b>	<b>11,747,181</b>	<b>0</b>	<b>57,484,767</b>	<b>29,183,859</b>	<b>86,668,626</b>

**SUBPROGRAM #/NAME: 63 Cooperative Extension Service**

**IANR-State General Fund-715 State & University Generated/Unrestricted**

COST OBJECT	Dollar	FACULTY	NON FACULTY		EMPLOYEE BENEFITS	PERSONAL SERVICE CREDITS	TOTAL PERSONAL SERVICES	TOTAL OPERATING EXPENSES	TOTAL
		FTE	Dollar	FTE					
21-6306-0001 Dean Col Ed & Human Sci	0	0.00	32,365	0.13	8,285	0	40,650	1,000	41,650
21-6308-0001 CED Dean-Operating	39,617	0.25	1,229,480	10.75	324,889	0	1,593,986	230,805	1,824,791
21-6309-0002 CED-Educator Recruitment	0	0.00	0	0.00	0	0	0	25,000	25,000
21-6309-0006 CED-Special	1,439,213	11.40	-31,542	0.45	360,366	0	1,768,037	23,809	1,791,846
21-6309-0009 CED-Telecommunications	0	0.00	0	0.00	0	0	0	34,500	34,500
21-6311-0001 DWFI-Extension	38,664	0.45	0	0.00	9,898	0	48,562	0	48,562
21-6311-0002 DWFI-WC Extension	0	0.00	7,843	0.05	2,008	0	9,851	20,565	30,416
21-6312-0001 RFI-Extension	0	0.00	38,312	0.30	9,808	0	48,120	0	48,120
21-6320-0001 ALEC-Extension Operating	49,313	0.37	72,684	1.60	31,231	0	153,228	17,396	170,624
21-6320-0002 ALEC-PRTLP-Forsberg	26,454	0.25	0	0.00	6,773	0	33,227	0	33,227
21-6321-0001 Biological Systems Engineering	449,105	5.10	268,642	4.29	183,744	0	901,491	39,709	941,200
21-6322-0001 Agronomy-Horticulture Extension	866,417	8.46	225,065	4.43	279,423	0	1,370,905	73,075	1,443,980
21-6324-0001 Agricultural Economics	273,012	3.25	309,016	5.45	148,999	0	731,027	17,689	748,716
21-6326-0001 Animal Science	780,211	8.39	98,584	2.14	224,971	0	1,103,766	39,153	1,142,919
21-6327-0001 Child Youth & Fam Studies	207,478	2.63	57,770	1.41	67,903	0	333,151	24,612	357,763
21-6328-0001 Entomology	214,849	1.97	124,234	1.97	86,804	0	425,887	27,801	453,688
21-6329-0001 4H Youth Development	607,103	8.20	239,305	4.32	216,681	0	1,063,089	79,041	1,142,130
21-6331-0001 Food Science Extension	301,622	2.32	43,365	0.62	88,316	0	433,303	4,432	437,735
21-6331-0002 Food Sci FPC Ext	83,991	1.04	181,269	2.83	67,906	0	333,166	19,440	352,606
21-6335-0001 Plant Pathology	260,236	3.10	59,479	1.34	81,849	0	401,564	15,086	416,650
21-6336-0001 Nutrition & Health Sciences	284,897	2.65	53,641	1.04	86,667	0	425,205	11,826	437,031
21-6336-0002 NHS-Hospitality/Restrtr/Tourism Mgm Ext	0	0.00	16,310	0.50	4,176	0	20,486	0	20,486
21-6337-0001 Textiles Clothing & Design	111,702	1.20	47,481	0.73	40,751	0	199,934	13,593	213,527
21-6338-0001 Nat Res Sci Extension	320,720	3.80	156,676	2.67	122,214	0	599,610	25,667	625,277
21-6338-0005 Salaries EXT	210,075	2.31	392,756	6.96	154,326	0	757,157	78,005	835,162
21-6339-0001 Veterinary Biomedical Science	89,177	0.60	46,745	0.85	34,796	0	170,718	23,749	194,467
21-6339-0002 Veterinary Biomedical Science-Vet Ed Cnt	42,047	0.30	15,484	0.50	14,728	0	72,259	6,679	78,938
21-6340-0001 Southeast Center	47,686	0.33	378,134	4.70	109,009	0	534,829	38,572	573,401
21-6340-0002 SERec-Extension Educators	3,419,970	49.10	268,640	6.40	944,284	0	4,632,894	45,953	4,678,847
21-6341-0001 Northeast Center	279,505	2.75	202,857	3.49	123,484	0	605,846	168,151	773,997
21-6341-0002 NERec-Extension Educators	2,302,972	33.75	125,176	2.25	621,605	0	3,049,753	13,389	3,063,142
21-6342-0001 West Central Center	434,426	4.60	384,989	6.73	209,771	0	1,029,186	73,876	1,103,062
21-6342-0002 WCRec-Extension Educators	2,268,711	32.30	73,642	2.00	599,642	0	2,941,995	17,269	2,959,264
21-6343-0001 Panhandle Center	527,061	5.34	262,617	6.73	202,158	0	991,836	130,945	1,122,781
21-6343-0002 PHRec-Extension Educators	1,096,836	16.00	60,444	1.60	296,264	0	1,453,544	8,843	1,462,387
21-6344-0001 ARDC/Ext Joint Appt. Funds	0	0.00	27,256	0.50	6,977	0	34,233	0	34,233

COST OBJECT LISTING BY SUB PROGRAM  
 2014-2015 GENERAL OPERATING BUDGET  
 UNIVERSITY OF NEBRASKA - LINCOLN  
 INSTITUTE OF AGRICULTURE AND NATURAL RESOURCES

**SUBPROGRAM #/NAME: 63 Cooperative Extension Service**

**IANR-State General Fund-715 State & University Generated/Unrestricted**

COST OBJECT	Dollar	FACULTY	NON FACULTY		EMPLOYEE BENEFITS	PERSONAL	TOTAL	TOTAL	TOTAL	
		FTE	Dollar	FTE		SERVICE CREDITS	PERSONAL SERVICES	OPERATING EXPENSES		
21-6348-0001	Industrial Ag Products	0	0.00	7,956	0.25	2,037	0	9,993	3,336	13,329
21-6361-0001	Center for Grassland Studies	0	0.00	64,154	0.61	16,427	0	80,581	6,151	86,732
21-6363-0001	Cnt Applied Rural Innovation	0	0.00	39,118	0.90	10,014	0	49,132	8,275	57,407
21-6368-0001	Plnt Hlth-Extension	0	0.00	15,502	0.10	3,968	0	19,470	0	19,470
21-6399-0001	Budget Adjustment Permanent Bdgt Adjust	-347,650	0.00	-52,072	0.00	-102,327	0	-502,049	0	-502,049
<b>TOTAL</b>		<b>16,725,420</b>	<b>212.21</b>	<b>5,543,377</b>	<b>91.59</b>	<b>5,700,825</b>	<b>0</b>	<b>27,969,622</b>	<b>1,367,392</b>	<b>29,337,014</b>

**IANR-State General Fund-715 Revolving/Designated**

COST OBJECT	Dollar	FACULTY	NON FACULTY		EMPLOYEE BENEFITS	PERSONAL	TOTAL	TOTAL	TOTAL	
		FTE	Dollar	FTE		SERVICE CREDITS	PERSONAL SERVICES	OPERATING EXPENSES		
22-6309-0001	CED-General Activities	0	0.00	0	0.00	0	0	20,000	20,000	
22-6309-0004	CED-Communications Activity	0	0.00	0	0.00	0	0	40,000	40,000	
22-6321-0001	Biological Systems Engineering-Planning	0	0.00	0	0.00	0	0	19,684	19,684	
22-6321-0003	Biol Sys Engr-Chemigation	0	0.00	0	0.00	0	0	10,500	10,500	
22-6321-0004	BSE Franti Ext Revolving	0	0.00	0	0.00	0	0	1,000	1,000	
22-6321-0005	BSE Physical Groundwater Models	0	0.00	0	0.00	0	0	2,500	2,500	
22-6321-0006	BSE Ext Woldt	0	0.00	0	0.00	0	0	33,000	33,000	
22-6321-0010	BSE Woldt Ext Revolving	0	0.00	0	0.00	0	0	500	500	
22-6321-0011	BSE WWCD Ext Revolving	0	0.00	0	0.00	0	0	100	100	
22-6321-0014	BSE Dvorak Ext Rev	0	0.00	4,746	0.16	1,234	0	5,980	3,500	9,480
22-6321-0016	BSE Ext Rev Jasa	0	0.00	0	0.00	0	0	4,000	4,000	
22-6321-0017	BSE Ext Rev Irrigation Group	0	0.00	0	0.00	0	0	500	500	
22-6321-0018	BSE Ext Rev Adamchuk	0	0.00	0	0.00	0	0	500	500	
22-6321-0019	BSE Ext-Ventilation Workshops	0	0.00	0	0.00	0	0	5,000	5,000	
22-6321-0022	BSE Ext Hay	0	0.00	0	0.00	0	0	100	100	
22-6322-0001	Agro Ext Operating	686	0.01	0	0.00	178	0	864	57,500	58,364
22-6322-0010	Agr-Pesticide Education	35,693	0.50	125,845	3.18	42,001	0	203,539	160,000	363,539
22-6322-0019	UNL Marketplace-A/H Weed Guide	0	0.00	0	0.00	0	0	7,000	7,000	
22-6322-3333	Agr/Hort Non-Budgeted Positions	26,067	0.50	23,249	0.52	12,822	0	62,138	0	62,138
22-6324-0002	AgEcon Extension Rev-Administration	0	0.00	47,865	0.75	12,445	0	60,310	1,000	61,310
22-6324-0003	Ag Economics-Farm Financial Mgmt	0	0.00	0	0.00	0	0	43,000	43,000	
22-6324-0012	AgEcon Extension Rev-Cornhusker	0	0.00	0	0.00	0	0	1,000	1,000	
22-6324-0013	AgEcon Extension Rev-Lubben	4,731	0.05	0	0.00	1,230	0	5,961	1,495	7,456
22-6324-0020	AgEcon Extension Rev-Jose	0	0.00	0	0.00	0	0	16,000	16,000	
22-6324-0046	AgEcon Extension Rev-Mark	0	0.00	0	0.00	0	0	2,000	2,000	
22-6324-0102	AgEcon Extension Rev-Aiken	0	0.00	0	0.00	0	0	2,500	2,500	
22-6324-0112	AgEcon Extension Rev-Beginning Farmer	0	0.00	0	0.00	0	0	1,500	1,500	
22-6326-0001	Animal Science Extension Activities	0	0.00	3,000	0.00	780	0	3,780	0	3,780
22-6326-0003	ANSC EXT REV BQA Certification	0	0.00	0	0.00	0	0	5,000	5,000	
22-6326-0004	ANSC EXT REV BQA NE Beef Council	0	0.00	0	0.00	0	0	1,000	1,000	
22-6327-0001	Child Youth & Fam-Exten Operations	0	0.00	0	0.00	0	0	160	160	
22-6328-0001	Entomology-Extension Operations	8,965	0.10	20,900	0.75	7,765	0	37,630	36,613	74,243
22-6328-0002	ENTO FPB Baxendale	0	0.00	33,145	1.00	8,618	0	41,763	200	41,963
22-6329-0001	4H Curriculum	125,513	2.10	154,382	4.00	72,772	0	352,667	145,282	497,949
22-6329-0002	4H Foundation Clearing	0	0.00	0	0.00	0	0	32,992	32,992	
22-6329-0004	State 4H Camp	0	0.00	53,907	3.70	14,016	0	67,923	132,049	199,972
22-6329-0005	Eastern 4H Camp	0	0.00	128,194	5.70	33,330	0	161,524	283,663	445,187
22-6329-0006	South Central 4H Camp	0	0.00	0	0.00	0	0	25,000	25,000	
22-6329-0007	4H Citizenship/Civic Ed	0	0.00	0	0.00	0	0	5,000	5,000	
22-6329-0008	4H Out-of-School	0	0.00	0	0.00	0	0	5,000	5,000	

COST OBJECT LISTING BY SUB PROGRAM  
2014-2015 GENERAL OPERATING BUDGET  
UNIVERSITY OF NEBRASKA - LINCOLN  
INSTITUTE OF AGRICULTURE AND NATURAL RESOURCES

**SUBPROGRAM #/NAME: 63 Cooperative Extension Service**

**IANR-State General Fund-715 Revolving/Designated**

COST OBJECT	Dollar	FACULTY	NON FACULTY		EMPLOYEE BENEFITS	PERSONAL	TOTAL	TOTAL	TOTAL	
		FTE	Dollar	FTE		SERVICE CREDITS	PERSONAL SERVICES	OPERATING EXPENSES		
22-6329-0009	4H Environment/Outdoor Ed	0	0.00	0	0.00	0	0	10,000	10,000	
22-6329-0010	4H Leadership/Personal Dev	0	0.00	42,269	1.00	10,990	0	53,259	4,101	57,360
22-6329-0011	4H Science & Technology	0	0.00	124,435	2.63	32,353	0	156,788	5,792	162,580
22-6329-0012	4H System Management	0	0.00	29,178	0.63	7,586	0	36,764	10,000	46,764
22-6329-0013	4H State Fair	0	0.00	0	0.00	0	0	150,000	150,000	150,000
22-6329-0014	4H Horsemanship	0	0.00	0	0.00	0	0	30,000	30,000	30,000
22-6329-0015	4H Contests	0	0.00	0	0.00	0	0	3,000	3,000	3,000
22-6331-0001	Food Sci FPC Workshops	0	0.00	0	0.00	0	0	47,000	47,000	47,000
22-6331-0002	FST Food Certification	0	0.00	0	0.00	0	0	500	500	500
22-6331-0004	FPC Serv Safe	0	0.00	37,860	1.00	9,844	0	47,704	25,000	72,704
22-6336-0001	Nutr & Health Sciences-Ext Revolving	0	0.00	20,864	0.72	5,425	0	26,289	6,491	32,780
22-6337-0001	TMFD Operations Extension	0	0.00	0	0.00	0	0	300	300	300
22-6338-0002	Nat Res Sci Extension Conferences	0	0.00	0	0.00	0	0	11,000	11,000	11,000
22-6338-0004	Nat Res Sci Extension Handbook	0	0.00	37,296	0.80	9,697	0	46,993	5,000	51,993
22-6338-0005	SNR - Ferraro Vehicles	0	0.00	0	0.00	0	0	1,000	1,000	1,000
22-6338-0008	SNR Sales Revolving	0	0.00	28,540	1.00	7,422	0	35,962	32,000	67,962
22-6338-0011	SNR-Ext Rev-Hygnstrom Contracts	0	0.00	0	0.00	0	0	12,000	12,000	12,000
22-6338-0012	SNR-Rev Ext-NOAA HPRCC	0	0.00	0	0.00	0	0	23,000	23,000	23,000
22-6339-0002	VBMS George Young Conf	0	0.00	0	0.00	0	0	6,000	6,000	6,000
22-6339-0003	VBMS Ext Rev VDC Doster (Smith)	0	0.00	0	0.00	0	0	4,500	4,500	4,500
22-6340-0001	Southeast Center Exten Operations	0	0.00	73,266	2.01	19,049	0	92,315	128,470	220,785
22-6340-0005	SREC Extension Educator Revolving	0	0.00	0	0.00	0	0	492,000	492,000	492,000
22-6340-1034	SREC Interlocal Lancaster	35,709	0.50	301,441	7.00	87,659	0	424,809	0	424,809
22-6340-1035	SREC Interlocal Dodge	5,265	0.10	0	0.00	1,368	0	6,633	0	6,633
22-6340-1036	SREC Interlocal Nemaha	0	0.00	35,150	1.00	9,139	0	44,289	0	44,289
22-6340-1037	SREC Interlocal Richardson	0	0.00	34,644	1.00	9,008	0	43,652	0	43,652
22-6340-1038	SREC Interlocal Fillmore	0	0.00	6,990	0.20	1,817	0	8,807	0	8,807
22-6340-1039	SREC Interlocal Butler	18,423	0.40	0	0.00	4,789	0	23,212	0	23,212
22-6340-1301	SREC Co-Parenting for Successful Kids	0	0.00	0	0.00	0	0	32,289	32,289	32,289
22-6340-3306	SE-Crop Mgm Diag Clinic/CMDC	0	0.00	35,393	1.00	9,202	0	44,595	13,905	58,500
22-6341-0001	Northeast Cnt-Extension Revolving	0	0.00	0	0.00	0	0	5,600	5,600	5,600
22-6341-0002	Northeast Ctr-Extended Education Revolvi	0	0.00	8,727	0.23	2,270	0	10,997	0	10,997
22-6341-0006	NEREC Extension Educator Revolving	0	0.00	0	0.00	0	0	120,000	120,000	120,000
22-6341-0007	NEREC Interlocal Burt	0	0.00	38,508	1.00	10,013	0	48,521	0	48,521
22-6341-0008	NEREC Interlocal Cuming	0	0.00	0	0.00	0	0	614	614	614
22-6341-0009	NEREC Interlocal Holt	0	0.00	34,897	1.00	9,074	0	43,971	0	43,971
22-6342-0001	West Central Center Exten Operations	0	0.00	0	0.00	0	0	157,461	157,461	157,461
22-6342-0002	West Central Cnt-Crop Testing	0	0.00	40,384	0.55	10,502	0	50,886	13,600	64,486
22-6342-0004	WCREC Ranch Practicum	0	0.00	0	0.00	0	0	20,200	20,200	20,200
22-6342-0006	WCREC Variety Testing	0	0.00	0	0.00	0	0	35,000	35,000	35,000
22-6342-0007	WCREC Extension Educator Revolving	0	0.00	0	0.00	0	0	213,000	213,000	213,000
22-6342-1023	WCREC Interlocal Buffalo	0	0.00	33,944	1.00	8,825	0	42,769	0	42,769
22-6342-1024	WCREC Interlocal Phelps	0	0.00	44,806	1.32	11,650	0	56,456	0	56,456
22-6342-1025	WCREC Interlocal Gosper	0	0.00	11,202	0.33	2,912	0	14,114	0	14,114
22-6343-0002	Panhandle Center Extension User Fees	0	0.00	0	0.00	0	0	30,000	30,000	30,000
22-6343-0005	PREC Crop Management Workshop	0	0.00	0	0.00	0	0	5,000	5,000	5,000
22-6343-0006	PREC Citizenship Washington Focus	0	0.00	0	0.00	0	0	5,000	5,000	5,000
22-6343-0008	PREC Womens Health Conference	0	0.00	0	0.00	0	0	1,200	1,200	1,200
22-6343-0009	PREC Western NE Early Childhood Conf	0	0.00	0	0.00	0	0	9,000	9,000	9,000
22-6343-0010	PREC Range Beef Cow Symposium	0	0.00	0	0.00	0	0	1,000	1,000	1,000
22-6343-0011	PREC ECommerce Ext Program Statewide IT	0	0.00	315	0.00	0	0	4,000	4,000	4,000

COST OBJECT LISTING BY SUB PROGRAM  
 2014-2015 GENERAL OPERATING BUDGET  
 UNIVERSITY OF NEBRASKA - LINCOLN  
 INSTITUTE OF AGRICULTURE AND NATURAL RESOURCES

**SUBPROGRAM #/NAME: 63 Cooperative Extension Service**

**IANR-State General Fund-715 Revolving/Designated**

COST OBJECT	Dollar	FACULTY	NON FACULTY		EMPLOYEE BENEFITS	PERSONAL	TOTAL	TOTAL	TOTAL
		FTE	Dollar	FTE		SERVICE CREDITS	PERSONAL SERVICES	OPERATING EXPENSES	
22-6343-0012	PREC SMD Computer Support	0	0.00	0	0.00	0	0	2,000	2,000
22-6343-0013	PHREC Extension Educator Revolving	0	0.00	0	0.00	0	0	60,000	60,000
22-6343-0014	PREC Interlocal Sheridan	0	0.00	0	0.00	0	0	13,907	13,907
22-6343-0015	PREC Interlocal-Kimb/Bann/Chey	0	0.00	17,484	0.50	4,546	0	22,030	22,030
22-6343-1008	PREC UF - Director	928	0.01	0	0.00	241	0	1,169	1,169
22-6354-0001	WC Extension Rev	0	0.00	0	0.00	0	0	1,000	1,000
22-6354-0002	WC Copier Liedle	0	0.00	0	0.00	0	0	1,000	1,000
22-6361-0001	Center for Grassland Studies Ext Opers	0	0.00	0	0.00	0	0	16,000	16,000
22-6361-0002	CGS Ext Rev-Baquet	0	0.00	0	0.00	0	0	5,000	5,000
22-6363-0001	Cnt Applied Rural Innovation Revolving	0	0.00	113,570	2.12	29,529	0	143,099	218,862
22-6363-0002	CARI AceWare Service	0	0.00	0	0.00	0	0	23,000	23,000
22-6364-0001	NE LTAP	0	0.00	299,828	6.00	77,956	0	377,784	435,168
<b>TOTAL</b>	<b>261,980</b>	<b>4.27</b>	<b>2,045,909</b>	<b>53.80</b>	<b>600,057</b>	<b>0</b>	<b>2,907,946</b>	<b>3,034,915</b>	<b>5,942,861</b>

**UNL-Federal Advance-717 Federal/Restricted**

COST OBJECT	Dollar	FACULTY	NON FACULTY		EMPLOYEE BENEFITS	PERSONAL	TOTAL	TOTAL	TOTAL
		FTE	Dollar	FTE		SERVICE CREDITS	PERSONAL SERVICES	OPERATING EXPENSES	
25-6309-0004114	EFNEP Hall/Adams	32,407	0.50	116,271	3.50	33,602	0	182,280	182,280
25-6309-0004214	EFNEP Lancaster	31,104	0.50	50,962	1.50	18,547	0	100,613	100,613
25-6309-0004314	EFNEP Nutritional Sciences	39,681	0.72	0	0.00	8,968	0	48,649	48,649
25-6309-0004414	EFNEP Douglas	24,860	0.40	112,349	3.50	31,009	0	168,218	168,218
25-6309-0004713	EFNEP Director	0	0.00	0	0.00	0	0	0	0
25-6309-0004714	EFNEP Director	1,443	0.01	0	0.00	326	0	1,769	1,769
25-6309-0004914	EFNEP Youth Obesity & Physical Fit	14,100	0.30	0	0.00	3,187	0	17,287	17,287
25-6321-0212001	Biological Systems Eng	58,332	1.00	48,317	1.00	24,103	0	130,752	130,752
25-6322-0225214	COOPERATIVE EXTENSION	0	0.00	35,643	1.00	8,057	0	43,700	43,700
25-6324-0095214	Special Needs - Ag Econ	0	0.00	0	0.00	0	0	0	0
25-6324-0097002	Ag Economics	0	0.00	139,361	3.00	31,496	0	170,857	170,857
25-6324-0128214	Cooperative Extensn	0	0.00	15,955	0.25	3,606	0	19,561	19,561
25-6329-0059002	NIFA UNL Admin-Salary	0	0.00	9,355	0.25	2,113	0	11,468	11,468
25-6336-0080001	Nutritional Science & Diet	88,984	2.00	0	0.00	20,110	0	109,094	109,094
25-6338-0004214	RREA Forestry	0	0.00	30,540	0.68	6,902	0	37,442	37,442
25-6338-0651001	SNR	192,922	2.50	339,122	7.50	120,242	0	652,286	652,286
25-6338-0655001	SNR	60,866	1.00	329,963	5.81	88,328	0	479,157	479,157
25-6340-0091214	SL Family Programming	68,518	0.80	0	0.00	15,486	0	84,004	84,004
25-6340-0203214	SL Acreage Team Support	0	0.00	10,128	0.20	2,288	0	12,416	12,416
25-6341-0118001	Northeast R&E Center	0	0.00	0	0.00	0	0	0	0
25-6341-0159214	SL NREC Ext Associate	0	0.00	47,729	1.00	10,788	0	58,517	58,517
<b>TOTAL</b>	<b>613,217</b>	<b>9.73</b>	<b>1,285,695</b>	<b>29.19</b>	<b>429,158</b>	<b>0</b>	<b>2,328,070</b>	<b>0</b>	<b>2,328,070</b>

**UNL-Trust-Grant/Cont/Loan/End-718 Trust/Restricted**

COST OBJECT	Dollar	FACULTY	NON FACULTY		EMPLOYEE BENEFITS	PERSONAL	TOTAL	TOTAL	TOTAL
		FTE	Dollar	FTE		SERVICE CREDITS	PERSONAL SERVICES	OPERATING EXPENSES	
26-6321-0211001	Biological Systems Eng	0	0.00	38,313	1.00	7,663	0	45,976	45,976
26-6321-0215001	Biological Systems Eng	0	0.00	42,988	1.00	8,598	0	51,586	51,586
26-6321-0241001	Biological Systems Eng	0	0.00	32,106	0.50	6,421	0	38,527	38,527
26-6322-0458004	Agronomy	0	0.00	21,365	0.50	4,273	0	25,638	25,638
26-6322-0458005	ISU Agro-ecosystem - Rsrch (#1-Yuen)	0	0.00	17,873	0.49	3,575	0	21,448	21,448
26-6322-0474001	Agronomy	0	0.00	31,160	0.83	6,232	0	37,392	37,392
26-6336-0082002	SDSU Obesity Prevention Graduate Program	35,594	0.80	316 <sup>0</sup>	0.00	7,119	0	42,713	42,713

COST OBJECT LISTING BY SUB PROGRAM  
 2014-2015 GENERAL OPERATING BUDGET  
 UNIVERSITY OF NEBRASKA - LINCOLN  
 INSTITUTE OF AGRICULTURE AND NATURAL RESOURCES

**SUBPROGRAM #/NAME: 63 Cooperative Extension Service**

**UNL-Trust-Grant/Cont/Loan/End-718 Trust/Restricted**

COST OBJECT	Dollar	FACULTY	NON FACULTY		EMPLOYEE BENEFITS	PERSONAL	TOTAL	TOTAL	TOTAL
		FTE	Dollar	FTE		SERVICE CREDITS	PERSONAL SERVICES	OPERATING EXPENSES	
26-6336-0091002	107,441	1.93	0	0.00	21,488	0	128,929	0	128,929
26-6336-0091003	0	0.00	42,134	1.25	8,426	0	50,560	0	50,560
26-6336-0091004	0	0.00	40,589	1.00	8,119	0	48,708	0	48,708
26-6336-0091005	0	0.00	46,699	1.00	9,340	0	56,039	0	56,039
26-6336-0091006	0	0.00	35,848	1.00	7,170	0	43,018	0	43,018
26-6336-0091007	0	0.00	35,070	1.00	7,014	0	42,084	0	42,084
26-6336-0091008	38,961	0.70	37,315	1.00	15,255	0	91,531	0	91,531
26-6336-0091009	0	0.00	81,200	2.25	16,240	0	97,440	0	97,440
26-6336-0091010	31,104	0.50	111,854	2.80	28,592	0	171,550	0	171,550
26-6336-0091011	0	0.00	40,440	1.00	8,088	0	48,528	0	48,528
26-6336-0091012	0	0.00	42,846	1.00	8,570	0	51,416	0	51,416
26-6336-0091013	0	0.00	35,686	1.00	7,137	0	42,823	0	42,823
26-6336-0091016	0	0.00	41,833	1.00	8,366	0	50,199	0	50,199
26-6338-0627002	26,426	0.50	0	0.00	5,285	0	31,711	0	31,711
26-6338-0637001	0	0.00	38,796	1.00	7,760	0	46,556	0	46,556
26-6341-0182001	0	0.00	35,152	1.00	7,030	0	42,182	0	42,182
26-6342-0142001	0	0.00	0	0.00	0	0	0	0	0
26-6343-0288002	0	0.00	52,163	1.00	10,433	0	62,596	0	62,596
26-6343-0319001	51,090	1.00	0	0.00	10,218	0	61,308	0	61,308
26-6346-0029001	0	0.00	44,918	1.00	8,984	0	53,902	0	53,902
26-6365-0001002	0	0.00	37,002	1.00	7,400	0	44,402	0	44,402
27-6320-0025001	0	0.00	35,525	0.50	7,105	0	42,630	0	42,630
27-6322-0319001	0	0.00	21,095	0.50	4,219	0	25,314	0	25,314
27-6324-0049001	0	0.00	1,712	0.04	342	0	2,054	0	2,054
27-6343-0164001	0	0.00	51,748	1.00	10,350	0	62,098	0	62,098
<b>TOTAL</b>	<b>290,616</b>	<b>5.43</b>	<b>1,093,430</b>	<b>26.66</b>	<b>276,812</b>	<b>0</b>	<b>1,660,858</b>	<b>0</b>	<b>1,660,858</b>

**UNL-Auxiliary-719 Auxiliaries & Services/Restricted**

COST OBJECT	Dollar	FACULTY	NON FACULTY		EMPLOYEE BENEFITS	PERSONAL	TOTAL	TOTAL	TOTAL
		FTE	Dollar	FTE		SERVICE CREDITS	PERSONAL SERVICES	OPERATING EXPENSES	
23-6322-0001	0	0.00	0	0.00	0	0	0	1,000	1,000
23-6322-0002	0	0.00	0	0.00	0	0	0	1,000	1,000
23-6322-0005	0	0.00	0	0.00	0	0	0	60,000	60,000
23-6322-0008	38,775	0.79	5,000	0.00	13,440	0	57,215	37,000	94,215
23-6322-0011	0	0.00	0	0.00	0	0	0	20,000	20,000
23-6324-0001	0	0.00	32,981	0.71	10,126	0	43,107	26,784	69,891
23-6335-0002	0	0.00	1,563	0.00	481	0	2,044	16,500	18,544
23-6343-0001	0	0.00	0	0.00	0	0	0	0	0
23-6343-0003	0	0.00	0	0.00	0	0	0	4,000	4,000
23-6343-0005	0	0.00	0	0.00	0	0	0	5,000	5,000
23-6343-0006	0	0.00	0	0.00	0	0	0	15,000	15,000
23-6363-0004	0	0.00	14,217	0.50	4,365	0	18,582	8,000	26,582
<b>TOTAL</b>	<b>38,775</b>	<b>0.79</b>	<b>53,761</b>	<b>1.21</b>	<b>28,412</b>	<b>0</b>	<b>120,948</b>	<b>194,284</b>	<b>315,232</b>

**SUB PROGRAM TOTAL    17,930,008    232    10,022,172    202    7,035,264    0    34,987,444    4,596,591    39,584,035**

**SUBPROGRAM #/NAME: 65 Nebraska Forest Service**

COST OBJECT LISTING BY SUB PROGRAM  
 2014-2015 GENERAL OPERATING BUDGET  
 UNIVERSITY OF NEBRASKA - LINCOLN  
 INSTITUTE OF AGRICULTURE AND NATURAL RESOURCES

**SUBPROGRAM #/NAME: 65 Nebraska Forest Service**

**IANR-State General Fund-715 State & University Generated/Unrestricted**

COST OBJECT	Dollar	FACULTY	NON FACULTY		EMPLOYEE BENEFITS	PERSONAL SERVICE CREDITS	TOTAL PERSONAL SERVICES	TOTAL OPERATING EXPENSES	TOTAL
		FTE	Dollar	FTE					
21-6553-0001 Nebr Forest Service - Operating	695,187	8.70	627,763	12.67	338,676	0	1,661,626	1,143,236	2,804,862
<b>TOTAL</b>	<b>695,187</b>	<b>8.70</b>	<b>627,763</b>	<b>12.67</b>	<b>338,676</b>	<b>0</b>	<b>1,661,626</b>	<b>1,143,236</b>	<b>2,804,862</b>

**IANR-State General Fund-715 Revolving/Designated**

COST OBJECT	Dollar	FACULTY	NON FACULTY		EMPLOYEE BENEFITS	PERSONAL SERVICE CREDITS	TOTAL PERSONAL SERVICES	TOTAL OPERATING EXPENSES	TOTAL
		FTE	Dollar	FTE					
22-6553-0001 Nebr Forest Service - Contracts	0	0.00	0	0.00	0	0	0	1,000	1,000
22-6553-0002 NFS-Ed/Outreach	0	0.00	0	0.00	0	0	0	16,000	16,000
22-6553-0003 NFS-Prop/Equip	0	0.00	0	0.00	0	0	0	10,000	10,000
22-6553-0004 NFS-Smokey Materials	0	0.00	0	0.00	0	0	0	15,000	15,000
22-6553-0005 NFS-Sales	0	0.00	0	0.00	0	0	0	1,000	1,000
22-6553-0006 NFS-Vehicles	0	0.00	0	0.00	0	0	0	28,000	28,000
22-6553-0007 NFS-Wildland Fire Dispatch	0	0.00	0	0.00	0	0	0	3,000	3,000
<b>TOTAL</b>	<b>0</b>	<b>0.00</b>	<b>0</b>	<b>0.00</b>	<b>0</b>	<b>0</b>	<b>0</b>	<b>74,000</b>	<b>74,000</b>

**UNL-Federal Advance-717 Federal/Restricted**

COST OBJECT	Dollar	FACULTY	NON FACULTY		EMPLOYEE BENEFITS	PERSONAL SERVICE CREDITS	TOTAL PERSONAL SERVICES	TOTAL OPERATING EXPENSES	TOTAL
		FTE	Dollar	FTE					
25-6553-0001001 FS Cooperative Forestry Programs	102,675	1.60	519,628	11.50	140,640	0	762,943	0	762,943
25-6553-0054001 NE FOREST SERVICE	0	0.00	40,645	1.00	9,187	0	49,832	0	49,832
<b>TOTAL</b>	<b>102,675</b>	<b>1.60</b>	<b>560,273</b>	<b>12.50</b>	<b>149,827</b>	<b>0</b>	<b>812,775</b>	<b>0</b>	<b>812,775</b>

**UNL-Trust-Grant/Cont/Loan/End-718 Trust/Restricted**

COST OBJECT	Dollar	FACULTY	NON FACULTY		EMPLOYEE BENEFITS	PERSONAL SERVICE CREDITS	TOTAL PERSONAL SERVICES	TOTAL OPERATING EXPENSES	TOTAL
		FTE	Dollar	FTE					
26-6553-0001001 Lower Platte South Nrd	0	0.00	17,426	0.40	3,485	0	20,911	0	20,911
26-6553-0002001 Lower Loup Nrd	26,838	0.40	0	0.00	5,368	0	32,206	0	32,206
26-6553-0040001 NE FOREST SERVICE	0	0.00	61,144	1.33	12,229	0	73,373	0	73,373
26-6553-0043001 NE FOREST SERVICE	0	0.00	25,147	0.50	5,029	0	30,176	0	30,176
26-6553-0047001 NE FOREST SERVICE	0	0.00	3,281	0.07	656	0	3,937	0	3,937
<b>TOTAL</b>	<b>26,838</b>	<b>0.40</b>	<b>106,998</b>	<b>2.30</b>	<b>26,767</b>	<b>0</b>	<b>160,603</b>	<b>0</b>	<b>160,603</b>

**UNL-Auxiliary-719 Auxiliaries & Services/Restricted**

COST OBJECT	Dollar	FACULTY	NON FACULTY		EMPLOYEE BENEFITS	PERSONAL SERVICE CREDITS	TOTAL PERSONAL SERVICES	TOTAL OPERATING EXPENSES	TOTAL
		FTE	Dollar	FTE					
23-6553-0001 Nebr Forest Service Conservation Trees	0	0.00	0	0.00	0	0	0	1,000	1,000
23-6553-0002 Nebr Forest Service Fire Shop	0	0.00	19,149	0.50	5,879	0	25,028	68,448	93,476
<b>TOTAL</b>	<b>0</b>	<b>0.00</b>	<b>19,149</b>	<b>0.50</b>	<b>5,879</b>	<b>0</b>	<b>25,028</b>	<b>69,448</b>	<b>94,476</b>

**SUB PROGRAM TOTAL      824,700          11      1,314,183          28      521,149          0      2,660,032          1,286,684          3,946,716**

**SUBPROGRAM #/NAME: 66 Other IANR**

**IANR-State General Fund-715 State & University Generated/Unrestricted**

COST OBJECT	Dollar	FACULTY	NON FACULTY		EMPLOYEE BENEFITS	PERSONAL SERVICE CREDITS	TOTAL PERSONAL SERVICES	TOTAL OPERATING EXPENSES	TOTAL
		FTE	Dollar	FTE					
21-6601-0001 IANR VC-General Operating	0	0.00	1,047,149	8.00	268,071	0	1,315,220	38,929	1,354,149
21-6601-0002 IANR VC-Institute Wide Activities	11,781	0.05	0	0.00	3,016	0	14,797	71,587	86,384
21-6601-0003 IANR VC-Postage	0	0.00	318	0.00	0	0	0	8,150	8,150

COST OBJECT LISTING BY SUB PROGRAM  
 2014-2015 GENERAL OPERATING BUDGET  
 UNIVERSITY OF NEBRASKA - LINCOLN  
 INSTITUTE OF AGRICULTURE AND NATURAL RESOURCES

**SUBPROGRAM #/NAME: 66 Other IANR**

**IANR-State General Fund-715 State & University Generated/Unrestricted**

COST OBJECT	Dollar	FACULTY	NON FACULTY		EMPLOYEE BENEFITS	PERSONAL	TOTAL	TOTAL	TOTAL
		FTE	Dollar	FTE		SERVICE CREDITS	PERSONAL SERVICES	OPERATING EXPENSES	
21-6601-0004	IANR VC-External Organizations	0	0.00	0	0.00	0	0	9,000	9,000
21-6601-0005	IANR VC-Farm Foundation	0	0.00	0	0.00	0	0	5,000	5,000
21-6601-0006	IANR VC-Special Events	0	0.00	0	0.00	0	0	29,000	29,000
21-6601-0007	IANR VC-Professorships	30,000	0.00	0	0.00	7,680	0	37,680	37,680
21-6601-0010	IANR VC-Faculty Activites	0	0.00	0	0.00	0	0	10,270	10,270
21-6601-0013	IANR VC-Life Sciences	0	0.00	182,514	1.00	46,724	0	229,238	229,238
21-6603-0001	IANR-Utilities	0	0.00	0	0.00	0	0	1,426,703	1,426,703
21-6603-0003	IANR Self Insurance	0	0.00	0	0.00	0	0	475,396	475,396
21-6603-0008	IANR Prof Development Fund	0	0.00	0	0.00	0	0	117,404	117,404
21-6614-0001	Workers/Unemployment Comp	0	0.00	0	0.00	387,725	0	387,725	387,725
21-6616-0001	IANR Finance And Personnel	0	0.00	845,925	13.98	-371,316	0	474,609	530,910
21-6616-0002	IANR F&P-Talent Mgm	0	0.00	0	0.00	3	0	0	3
21-6617-0001	Filley Hall Business Center	0	0.00	245,406	5.00	62,826	0	308,232	308,232
21-6617-0002	Natural Resources Business Center	0	0.00	307,989	7.00	78,846	0	386,835	387,213
21-6617-0003	Beadle Business Center	0	0.00	259,905	6.00	66,539	0	326,444	351,444
21-6617-0004	ASSIST Business Center	0	0.00	269,793	6.00	69,068	0	338,861	338,861
21-6617-0005	AVE Business Center	0	0.00	310,301	7.00	79,438	0	389,739	389,739
21-6617-0006	HAPPI Business Center	0	0.00	246,394	5.25	63,078	0	309,472	309,472
21-6617-0008	Greater NE Business Center	0	0.00	572,225	11.40	146,491	0	718,716	718,716
21-6633-0001	Nebraska LEAD Program	0	0.00	118,776	1.00	30,408	0	149,184	149,184
21-6649-0001	EMED-Program Resources	0	0.00	24,339	0.50	6,230	0	30,569	1,017,841
21-6656-0004	Bldg Repr & Maint-Def Maint	0	0.00	0	0.00	0	0	40,925	40,925
21-6659-0001	Info Services-Networking_East Campus	0	0.00	226,188	2.60	57,904	0	284,092	494,971
21-6663-0001	CARI-Vice Chancellor	0	0.00	76,839	1.75	19,672	0	96,511	96,540
21-6699-0001	Budget Adjustment Permanent Bud Adjust	7,750,602	58.90	37,910	1.50	1,824,166	0	9,612,678	9,612,678
21-6699-0004	Budget Adjustment Sub Prog Alloc Bal Fw	4,943,540	19.00	0	0.00	226,513	0	5,170,053	5,170,053
<b>TOTAL</b>	<b>12,735,923</b>	<b>77.95</b>	<b>4,771,653</b>	<b>77.98</b>	<b>3,073,082</b>	<b>0</b>	<b>20,580,658</b>	<b>3,542,792</b>	<b>24,123,450</b>

**IANR-State General Fund-715 Revolving/Designated**

COST OBJECT	Dollar	FACULTY	NON FACULTY		EMPLOYEE BENEFITS	PERSONAL	TOTAL	TOTAL	TOTAL
		FTE	Dollar	FTE		SERVICE CREDITS	PERSONAL SERVICES	OPERATING EXPENSES	
22-6603-0001	IANR VC-General Activites	0	0.00	0	0.00	0	0	-7,090,349	-7,090,349
22-6603-0005	IANR Unit Admin Dev	0	0.00	0	0.00	0	0	15,000	15,000
22-6603-0006	IANR General Operating	0	0.00	0	0.00	0	0	75,000	75,000
22-6616-0001	IANR F&P Operations	0	0.00	0	0.00	0	0	5,000	5,000
22-6633-0002	LEAD Enhancement Fund	0	0.00	0	0.00	0	0	2,000	2,000
22-6638-0001	Nebraska Statewide Arboretum General	0	0.00	104,626	2.45	27,203	0	131,829	83,140
22-6649-0001	EMED Service Center	29,990	0.45	1,384,741	28.03	367,829	0	1,782,560	246,528
22-6649-0002	Communications & Info Tech	0	0.00	0	0.00	0	0	100,000	100,000
22-6649-0003	CIT Comm/Info Tech DEAL Revolving	0	0.00	0	0.00	0	0	139,517	139,517
22-6649-0005	CIT Elect Media Service Cnt	0	0.00	0	0.00	0	0	6,000	6,000
22-6649-0006	CIT Distance Ed Srv Cnt	0	0.00	0	0.00	0	0	4,788	4,788
22-6649-0007	CIT Video Production	0	0.00	0	0.00	0	0	19,464	19,464
22-6649-0008	CIT Art/DTP/Editing	0	0.00	0	0.00	0	0	120,721	120,721
22-6649-0009	CIT Distribution Srv Cnt	0	0.00	0	0.00	0	0	66,223	66,223
22-6649-0010	CIT Visuals	0	0.00	0	0.00	0	0	882	882
22-6656-0004	Bldg Repr & Maint-Def Maint	0	0.00	0	0.00	0	0	1,400,000	1,400,000
<b>TOTAL</b>	<b>29,990</b>	<b>0.45</b>	<b>1,489,367</b>	<b>30.48</b>	<b>395,032</b>	<b>0</b>	<b>1,914,389</b>	<b>-4,806,086</b>	<b>-2,891,697</b>

COST OBJECT LISTING BY SUB PROGRAM  
2014-2015 GENERAL OPERATING BUDGET  
UNIVERSITY OF NEBRASKA - LINCOLN  
INSTITUTE OF AGRICULTURE AND NATURAL RESOURCES

**SUBPROGRAM #/NAME: 66 Other IANR**

**IANR-State General Fund-715 Cash & Student Contracts/Designated**

COST OBJECT	Dollar	FACULTY	NON FACULTY		EMPLOYEE BENEFITS	PERSONAL SERVICE CREDITS	TOTAL PERSONAL SERVICES	TOTAL OPERATING EXPENSES	TOTAL
		FTE	Dollar	FTE					
21-6699-4007 Budget Adjustment Unalloc F&A	0	0.00	0	0.00	0	0	0	1,600,000	1,600,000
<b>TOTAL</b>	<b>0</b>	<b>0.00</b>	<b>0</b>	<b>0.00</b>	<b>0</b>	<b>0</b>	<b>0</b>	<b>1,600,000</b>	<b>1,600,000</b>

**UNL-Trust-Grant/Cont/Loan/End-718 Trust/Restricted**

COST OBJECT	Dollar	FACULTY	NON FACULTY		EMPLOYEE BENEFITS	PERSONAL SERVICE CREDITS	TOTAL PERSONAL SERVICES	TOTAL OPERATING EXPENSES	TOTAL
		FTE	Dollar	FTE					
27-6601-0001002 Harlan Vice Chancellor-Owens; John	15,000	0.00	0	0.00	3,000	0	18,000	0	18,000
27-6601-0004001 VC IANR	10,000	0.00	0	0.00	2,000	0	12,000	0	12,000
27-6601-0005001 VC IANR	15,000	0.00	0	0.00	3,000	0	18,000	0	18,000
27-6601-0006001 VC IANR	15,000	0.00	0	0.00	3,000	0	18,000	0	18,000
27-6601-0013001 VC IANR	50,000	0.00	0	0.00	10,000	0	60,000	0	60,000
<b>TOTAL</b>	<b>105,000</b>	<b>0.00</b>	<b>0</b>	<b>0.00</b>	<b>21,000</b>	<b>0</b>	<b>126,000</b>	<b>0</b>	<b>126,000</b>

**UNL-Auxiliary-719 Auxiliaries & Services/Restricted**

COST OBJECT	Dollar	FACULTY	NON FACULTY		EMPLOYEE BENEFITS	PERSONAL SERVICE CREDITS	TOTAL PERSONAL SERVICES	TOTAL OPERATING EXPENSES	TOTAL
		FTE	Dollar	FTE					
23-6621-0001 BSE Tractor Test Lab	61,734	0.50	327,988	6.00	119,645	0	509,367	257,854	767,221
23-6621-0002 BSE TTL ROPS Testing	0	0.00	0	0.00	0	0	0	35,000	35,000
23-6621-0003 BSE TTL OECD Translations	0	0.00	0	0.00	0	0	0	1,000	1,000
23-6621-0004 BSE TTL Publications	0	0.00	0	0.00	0	0	0	500	500
23-6621-0005 BSE TTL ISOBUS	0	0.00	0	0.00	0	0	0	25,000	25,000
23-6621-0006 BSE Non Tractor Test	0	0.00	0	0.00	0	0	0	25,000	25,000
23-6649-0001 CIT Publication Sales	0	0.00	0	0.00	0	0	0	100,000	100,000
23-6697-0001 Agricultural Clearing Finance Office	-353,088	0.00	0	0.00	-35,246	0	-388,334	-2,056	-390,390
<b>TOTAL</b>	<b>-291,354</b>	<b>0.50</b>	<b>327,988</b>	<b>6.00</b>	<b>84,399</b>	<b>0</b>	<b>121,033</b>	<b>442,298</b>	<b>563,331</b>
<b>SUB PROGRAM TOTAL</b>	<b>12,579,559</b>	<b>79</b>	<b>6,589,008</b>	<b>114</b>	<b>3,573,513</b>	<b>0</b>	<b>22,742,080</b>	<b>779,004</b>	<b>23,521,084</b>

**SUBPROGRAM #/NAME: 68 IANR International Programs**

**IANR-State General Fund-715 State & University Generated/Unrestricted**

COST OBJECT	Dollar	FACULTY	NON FACULTY		EMPLOYEE BENEFITS	PERSONAL SERVICE CREDITS	TOTAL PERSONAL SERVICES	TOTAL OPERATING EXPENSES	TOTAL
		FTE	Dollar	FTE					
21-6805-0001 IANR International Activities	0	0.00	0	0.00	0	0	0	16,100	16,100
21-6810-0001 Global Engagement	0	0.00	137,977	2.00	35,322	0	173,299	100,000	273,299
21-6812-0001 Rural Futures Institute	344,543	3.50	448,274	5.00	202,961	0	995,778	171,919	1,167,697
<b>TOTAL</b>	<b>344,543</b>	<b>3.50</b>	<b>586,251</b>	<b>7.00</b>	<b>238,283</b>	<b>0</b>	<b>1,169,077</b>	<b>288,019</b>	<b>1,457,096</b>

**UNL-Trust-Grant/Cont/Loan/End-718 Trust/Restricted**

COST OBJECT	Dollar	FACULTY	NON FACULTY		EMPLOYEE BENEFITS	PERSONAL SERVICE CREDITS	TOTAL PERSONAL SERVICES	TOTAL OPERATING EXPENSES	TOTAL
		FTE	Dollar	FTE					
26-6811-0001001 Water for Food Institute	145,812	1.00	584,873	4.00	146,137	0	876,822	0	876,822
26-6811-0001007 WFI Cluster Hires	138,514	1.50	0	0.00	27,704	0	166,218	0	166,218
26-6811-0001073 WFI Start-UP - Munoz-Arriola	0	0.00	36,000	1.00	7,200	0	43,200	0	43,200
<b>TOTAL</b>	<b>284,326</b>	<b>2.50</b>	<b>620,873</b>	<b>5.00</b>	<b>181,041</b>	<b>0</b>	<b>1,086,240</b>	<b>0</b>	<b>1,086,240</b>
<b>SUB PROGRAM TOTAL</b>	<b>628,869</b>	<b>6</b>	<b>1,207,124</b>	<b>12</b>	<b>419,324</b>	<b>0</b>	<b>2,255,317</b>	<b>288,019</b>	<b>2,543,336</b>

**SUBPROGRAM #/NAME: 74 Agency Funds**



COST OBJECT LISTING BY SUB PROGRAM  
 2014-2015 GENERAL OPERATING BUDGET  
 UNIVERSITY OF NEBRASKA - LINCOLN  
 INSTITUTE OF AGRICULTURE AND NATURAL RESOURCES

**SUBPROGRAM #/NAME: 74 Agency Funds**

**UNL-Federal Advance-717 Federal/Restricted**

COST OBJECT	Dollar	FACULTY	NON FACULTY		EMPLOYEE BENEFITS	PERSONAL SERVICE CREDITS	TOTAL PERSONAL SERVICES	TOTAL OPERATING EXPENSES	TOTAL
		FTE	Dollar	FTE					
25-7408-0001001 ARS RLH MARC	0	0.00	0	0.00	0	0	0	4,500	4,500
25-7408-0002001 RLH MARC-Resale & Reuse	0	0.00	0	0.00	0	0	0	788,163	788,163
<b>TOTAL</b>	<b>0</b>	<b>0.00</b>	<b>0</b>	<b>0.00</b>	<b>0</b>	<b>0</b>	<b>0</b>	<b>792,663</b>	<b>792,663</b>
<b>SUB PROGRAM TOTAL</b>		<b>0</b>	<b>0</b>	<b>0</b>	<b>0</b>	<b>0</b>	<b>0</b>	<b>792,663</b>	<b>792,663</b>

**SUBPROGRAM #/NAME: 98 Company Balance Sheets**

**UNL-Federal Letter of Credit-716 Federal/Restricted**

COST OBJECT	Dollar	FACULTY	NON FACULTY		EMPLOYEE BENEFITS	PERSONAL SERVICE CREDITS	TOTAL PERSONAL SERVICES	TOTAL OPERATING EXPENSES	TOTAL
		FTE	Dollar	FTE					
24-9879-0020 IANR Budget Adjustments	481,635	0.00	0	0.00	108,850	0	590,485	1,464,035	2,054,520
<b>TOTAL</b>	<b>481,635</b>	<b>0.00</b>	<b>0</b>	<b>0.00</b>	<b>108,850</b>	<b>0</b>	<b>590,485</b>	<b>1,464,035</b>	<b>2,054,520</b>

**UNL-Federal Advance-717 Federal/Restricted**

COST OBJECT	Dollar	FACULTY	NON FACULTY		EMPLOYEE BENEFITS	PERSONAL SERVICE CREDITS	TOTAL PERSONAL SERVICES	TOTAL OPERATING EXPENSES	TOTAL
		FTE	Dollar	FTE					
25-9879-0020 IANR Budget Adjustments	3,840,165	0.00	0	0.00	867,879	0	4,708,044	17,210,524	21,918,568
25-9879-7410 IANR Budget Adjustments-Agency	0	0.00	0	0.00	0	0	0	566,048	566,048
<b>TOTAL</b>	<b>3,840,165</b>	<b>0.00</b>	<b>0</b>	<b>0.00</b>	<b>867,879</b>	<b>0</b>	<b>4,708,044</b>	<b>17,776,572</b>	<b>22,484,616</b>

**UNL-Trust-Grant/Cont/Loan/End-718 Trust/Restricted**

COST OBJECT	Dollar	FACULTY	NON FACULTY		EMPLOYEE BENEFITS	PERSONAL SERVICE CREDITS	TOTAL PERSONAL SERVICES	TOTAL OPERATING EXPENSES	TOTAL
		FTE	Dollar	FTE					
26-9879-0020 IANR Budget Adjustments	2,931,951	0.00	0	0.00	586,394	0	3,518,345	2,759,331	6,277,676
27-9879-0020 IANR Budget Adjustments	474,448	0.00	0	0.00	94,889	0	569,337	4,903,760	5,473,097
<b>TOTAL</b>	<b>3,406,399</b>	<b>0.00</b>	<b>0</b>	<b>0.00</b>	<b>681,283</b>	<b>0</b>	<b>4,087,682</b>	<b>7,663,091</b>	<b>11,750,773</b>
<b>SUB PROGRAM TOTAL</b>		<b>7,728,199</b>	<b>0</b>	<b>0</b>	<b>1,658,012</b>	<b>0</b>	<b>9,386,211</b>	<b>26,903,698</b>	<b>36,289,909</b>

COST OBJECT LISTING BY SUB PROGRAM  
2014-2015 GENERAL OPERATING BUDGET  
NEBRASKA COLLEGE OF TECHNICAL AGRICULTURE

**SUBPROGRAM #/NAME: 67 Nebraska College of Technical Agriculture**

**NCTA-State General Fund-713 State & University Generated/Unrestricted**

COST OBJECT	Dollar	FACULTY	NON FACULTY		EMPLOYEE BENEFITS	PERSONAL SERVICE CREDITS	TOTAL PERSONAL SERVICES	TOTAL OPERATING EXPENSES	TOTAL
		FTE	Dollar	FTE					
21-6730-0010 Admin-Dean Operations	0	0.00	264,891	3.00	90,506	0	355,397	30,000	385,397
21-6730-0015 Admin-Assoc Dean Oper	0	0.00	118,982	1.90	35,338	0	154,320	10,000	164,320
21-6730-0020 Admin-Business Operations	0	0.00	168,293	4.00	49,984	0	218,277	11,056	229,333
21-6730-0030 Admin-General Institution	0	0.00	0	0.00	0	0	0	80,755	80,755
21-6730-0031 Admin-Utilities	0	0.00	0	0.00	0	0	0	447,030	447,030
21-6730-0040 Admin-Information Systems	0	0.00	46,524	1.00	13,818	0	60,342	30,000	90,342
21-6740-0010 Instr-Agribusiness Mgm	154,924	3.00	14,646	0.45	50,362	0	219,932	10,000	229,932
21-6740-0020 Instr-Ag Production	227,177	4.00	46,333	1.20	81,233	0	354,743	70,000	424,743
21-6740-0030 Instr-Vet Technology	242,030	4.00	41,743	1.10	84,281	0	368,054	60,000	428,054
21-6740-0040 Instr-Horticulture	163,045	3.00	12,707	0.30	52,199	0	227,951	25,000	252,951
21-6740-0050 Instr-General Ed	64,217	1.00	4,032	0.10	20,270	0	88,519	9,094	97,613
21-6740-0055 NCTA Instr-Spec Proj Equip	0	0.00	0	0.00	0	0	0	75,000	75,000
21-6750-0010 Student Services	0	0.00	72,380	2.00	21,498	0	93,878	22,000	115,878
21-6750-0020 Std Srv-Library	0	0.00	40,722	1.00	12,094	0	52,816	10,000	62,816
21-6750-0030 Std Srv-Admissions/Recruiting	0	0.00	102,892	3.00	30,559	0	133,451	94,000	227,451
21-6760-0010 Fac Oper-Maint	0	0.00	74,621	2.00	22,162	0	96,783	81,444	178,227
21-6760-0011 Fac Oper-Custodial	0	0.00	139,032	5.00	41,293	0	180,325	27,989	208,314
21-6760-0012 Fac Oper-Grounds	0	0.00	29,146	1.00	8,656	0	37,802	10,000	47,802
21-6799-0001 Budget Adjustment Permanent Bdgt Adj	-32,733	1.25	0	0.00	7,872	0	-24,861	0	-24,861
<b>TOTAL</b>	<b>818,660</b>	<b>16.25</b>	<b>1,176,944</b>	<b>27.05</b>	<b>622,125</b>	<b>0</b>	<b>2,617,729</b>	<b>1,103,368</b>	<b>3,721,097</b>

**NCTA-State General Fund-713 Revolving/Designated**

COST OBJECT	Dollar	FACULTY	NON FACULTY		EMPLOYEE BENEFITS	PERSONAL SERVICE CREDITS	TOTAL PERSONAL SERVICES	TOTAL OPERATING EXPENSES	TOTAL
		FTE	Dollar	FTE					
22-6730-0011 Admin-Student Fees	0	0.00	0	0.00	0	0	0	11,536	11,536
22-6730-0020 Admin-Business Operations	0	0.00	0	0.00	0	0	0	2,500	2,500
22-6730-0021 Admin-Farm Operations	0	0.00	25,667	0.50	3,783	0	29,450	294,694	324,144
22-6730-0030 Admin-General Institution	0	0.00	0	0.00	0	0	0	5,000	5,000
22-6730-0031 Admin-Transportation Activities	0	0.00	0	0.00	0	0	0	10,000	10,000
22-6730-0040 Admin-Information Systems	0	0.00	0	0.00	0	0	0	5,000	5,000
22-6740-0010 Instr-Agribusiness Mgm	0	0.00	0	0.00	0	0	0	3,300	3,300
22-6740-0020 Instr-Ag Production	0	0.00	0	0.00	0	0	0	20,000	20,000
22-6740-0030 Instr-Vet Technology	0	0.00	0	0.00	0	0	0	1,000	1,000
22-6740-0040 Instr-Horticulture	0	0.00	0	0.00	0	0	0	2,500	2,500
22-6740-0050 Instr-General Ed	0	0.00	0	0.00	0	0	0	2,500	2,500
22-6750-0010 Student Services	0	0.00	0	0.00	0	0	0	7,500	7,500
22-6750-0011 Student Activities	0	0.00	8,732	0.25	1,288	0	10,020	0	10,020
22-6750-0020 Std Srv-Library	0	0.00	0	0.00	0	0	0	2,500	2,500
22-6760-0010 Fac Operations	0	0.00	0	0.00	0	0	0	2,500	2,500
<b>TOTAL</b>	<b>0</b>	<b>0.00</b>	<b>34,399</b>	<b>0.75</b>	<b>5,071</b>	<b>0</b>	<b>39,470</b>	<b>370,530</b>	<b>410,000</b>

**UNL-Auxiliary-719 Auxiliaries & Services/Restricted**

COST OBJECT	Dollar	FACULTY	NON FACULTY		EMPLOYEE BENEFITS	PERSONAL SERVICE CREDITS	TOTAL PERSONAL SERVICES	TOTAL OPERATING EXPENSES	TOTAL
		FTE	Dollar	FTE					
23-6730-0020 Admin-Bookstore Operations	0	0.00	13,646	0.45	5,519	0	19,165	64,999	84,164
23-6730-0021 Admin-Food Srv Operations	0	0.00	119,446	4.00	48,301	0	167,747	134,320	302,067
23-6730-0022 Admin-Dorm Operations	0	0.00	107,453	3.75	43,452	0	150,905	199,163	350,068
23-6730-0023 Admin-Dorm Improvements	0	0.00	0	0.00	0	0	0	307,266	307,266
23-6730-0025 Admin-Student Union	0	0.00	11,767	0.50	4,758	0	16,525	67,410	83,935
23-6760-0011 Parking Operations	0	0.00	322	0.00	0	0	0	2,500	2,500

COST OBJECT LISTING BY SUB PROGRAM  
 2014-2015 GENERAL OPERATING BUDGET  
 NEBRASKA COLLEGE OF TECHNICAL AGRICULTURE

SUBPROGRAM #/NAME: 67 Nebraska College of Technical Agriculture

TOTAL	0	0.00	252,312	8.70	102,030	0	354,342	775,658	1,130,000
SUB PROGRAM TOTAL	818,660	16	1,463,655	37	729,226	0	3,011,541	2,249,556	5,261,097

COST OBJECT LISTING BY SUB PROGRAM  
2014-2015 GENERAL OPERATING BUDGET  
UNIVERSITY OF NEBRASKA MEDICAL CENTER

**SUBPROGRAM #/NAME: 01 Academics Affairs**

**UNMC-State General Fund-731 State & University Generated/Unrestricted**

COST OBJECT	Dollar	FACULTY	NON FACULTY		EMPLOYEE BENEFITS	PERSONAL SERVICE CREDITS	TOTAL PERSONAL SERVICES	TOTAL OPERATING EXPENSES	TOTAL
		FTE	Dollar	FTE					
31-0105-0002 Graduate Assistantships-IDC	0	0.00	0	0.00	0	0	0	0	0
31-0105-0016 Clinical Research Financial Compliance	0	0.00	0	1.00	0	0	0	0	0
31-0105-0034 Inst Animal Care & Use Committee	0	0.00	57,029	0.88	14,144	0	71,173	11,910	83,083
31-0105-0044 Vice Chancellor-Academic Services	0	0.00	150,726	2.98	35,934	0	186,660	3,380	190,040
31-0105-0046 Vice Chancellor for Academic Affairs	10,156	0.47	211,782	1.32	77,584	0	299,522	0	299,522
31-0105-0052 Comparative Medicine	0	0.00	62,346	0.78	15,462	0	77,808	77,919	155,727
31-0105-0055 VCAA-Faculty Mentorship Program	0	0.00	0	0.50	0	0	0	0	0
31-0105-0060 VCAA-Bioinformatics Grad Assistantshp	0	0.00	0	1.00	0	0	0	0	0
31-0105-0064 Director/Intellectual Properties	0	0.00	143,477	0.99	40,891	0	184,368	0	184,368
31-0105-0065 VCAA-IACUC Administration	0	0.00	0	0.80	0	0	0	0	0
31-0105-0094 Biosafety Officer	30,651	0.23	2,500	0.00	8,221	0	41,372	0	41,372
31-0105-0114 ADIS Project	0	0.00	45,579	1.12	11,304	0	56,883	1,000	57,883
31-0105-3003 COSTSHARING/ 36-0115-1004-001	0	0.00	0	0.00	0	0	0	0	0
31-0105-3004 VCAA-Equity Office	0	0.00	78,579	0.85	0	0	78,579	0	78,579
31-0105-3005 COSTSHARING/ 36-0115-1005-001	0	0.00	15,069	0.05	0	0	15,069	0	15,069
31-0117-0002 Compliance Officer	0	0.00	200	3.80	0	0	200	0	200
<b>TOTAL</b>	<b>40,807</b>	<b>0.70</b>	<b>767,287</b>	<b>16.06</b>	<b>203,540</b>	<b>0</b>	<b>1,011,634</b>	<b>94,209</b>	<b>1,105,843</b>

**UNMC-State General Fund-731 Cash & Student Contracts/Designated**

COST OBJECT	Dollar	FACULTY	NON FACULTY		EMPLOYEE BENEFITS	PERSONAL SERVICE CREDITS	TOTAL PERSONAL SERVICES	TOTAL OPERATING EXPENSES	TOTAL
		FTE	Dollar	FTE					
31-0105-0014 Sponsored Program Administration	0	0.00	177,381	13.00	47,539	0	224,920	15,529	240,449
31-0105-0024 Institutional Review Bd	0	0.15	348,445	7.79	95,499	0	443,944	11,364	455,308
<b>TOTAL</b>	<b>0</b>	<b>0.15</b>	<b>525,826</b>	<b>20.79</b>	<b>143,038</b>	<b>0</b>	<b>668,864</b>	<b>26,893</b>	<b>695,757</b>

**UNMC-Trust-Grant/Cont/Loan/End-738 Trust/Restricted**

COST OBJECT	Dollar	FACULTY	NON FACULTY		EMPLOYEE BENEFITS	PERSONAL SERVICE CREDITS	TOTAL PERSONAL SERVICES	TOTAL OPERATING EXPENSES	TOTAL
		FTE	Dollar	FTE					
36-0115-1005001 Graduate Studies	0	0.00	49,955	1.00	12,904	0	62,859	0	62,859
<b>TOTAL</b>	<b>0</b>	<b>0.00</b>	<b>49,955</b>	<b>1.00</b>	<b>12,904</b>	<b>0</b>	<b>62,859</b>	<b>0</b>	<b>62,859</b>

**UNMC-Auxiliary-739 Auxiliaries & Services/Restricted**

COST OBJECT	Dollar	FACULTY	NON FACULTY		EMPLOYEE BENEFITS	PERSONAL SERVICE CREDITS	TOTAL PERSONAL SERVICES	TOTAL OPERATING EXPENSES	TOTAL
		FTE	Dollar	FTE					
33-0107-1606 IRB Revolving Account	0	0.00	66,532	1.18	18,583	0	85,115	0	85,115
<b>TOTAL</b>	<b>0</b>	<b>0.00</b>	<b>66,532</b>	<b>1.18</b>	<b>18,583</b>	<b>0</b>	<b>85,115</b>	<b>0</b>	<b>85,115</b>

**SUB PROGRAM TOTAL**

<b>40,807</b>	<b>1</b>	<b>1,409,600</b>	<b>39</b>	<b>378,065</b>	<b>0</b>	<b>1,828,472</b>	<b>121,102</b>	<b>1,949,574</b>
---------------	----------	------------------	-----------	----------------	----------	------------------	----------------	------------------

**SUBPROGRAM #/NAME: 04 School of Allied Health**

**UNMC-State General Fund-731 State & University Generated/Unrestricted**

COST OBJECT	Dollar	FACULTY	NON FACULTY		EMPLOYEE BENEFITS	PERSONAL SERVICE CREDITS	TOTAL PERSONAL SERVICES	TOTAL OPERATING EXPENSES	TOTAL
		FTE	Dollar	FTE					
31-0401-0050 Allied Health Special Tuition Increase	311,295	2.52	142,216	1.60	76,762	0	530,273	0	530,273
31-0401-0075 SAHP PA & PT Increase Enrollment 2009	343,885	3.61	0	0.00	85,283	0	429,168	0	429,168
31-0401-0500 SAHP Online Worldwide	319,436	4.08	499,412	8.74	202,150	0	1,020,998	74,266	1,095,264
31-0401-3000 COSTSHARING/ 36-5315-2005-001	7,930	0.10	0	0.00	1,966	0	9,896	0	9,896
31-0403-0001 Phy Asst Training Program	329,530	2.92	193,129	2.99	117,168	0	639,827	23,112	662,939

COST OBJECT LISTING BY SUB PROGRAM  
2014-2015 GENERAL OPERATING BUDGET  
UNIVERSITY OF NEBRASKA MEDICAL CENTER

**SUBPROGRAM #/NAME: 04 School of Allied Health**

**UNMC-State General Fund-731 State & University Generated/Unrestricted**

COST OBJECT	Dollar	FACULTY	NON FACULTY		EMPLOYEE BENEFITS	PERSONAL SERVICE CREDITS	TOTAL PERSONAL SERVICES	TOTAL OPERATING EXPENSES	TOTAL
		FTE	Dollar	FTE					
31-0405-0001 School Clinical Perfusion Sci	0	0.00	0	0.00	0	0	0	6,879	6,879
31-0409-0001 CLS (Clinical Lab Science)	383,609	5.16	167,942	2.74	136,784	0	688,335	19,380	707,715
31-0411-0001 Physical Therapy Instruction	838,164	8.86	47,033	1.12	207,476	0	1,092,673	42,078	1,134,751
31-0411-3001 COSTSHARING/ 36-1822-2001-001	2,529	0.02	0	0.00	627	0	3,156	0	3,156
31-0411-3004 COSTSHARING/ 36-5228-1005-001	2,810	0.03	0	0.00	697	0	3,507	0	3,507
<b>TOTAL</b>	<b>2,539,188</b>	<b>27.31</b>	<b>1,049,732</b>	<b>17.19</b>	<b>828,913</b>	<b>0</b>	<b>4,417,833</b>	<b>165,715</b>	<b>4,583,548</b>

**UNMC-State General Fund-731 Cash & Student Contracts/Designated**

COST OBJECT	Dollar	FACULTY	NON FACULTY		EMPLOYEE BENEFITS	PERSONAL SERVICE CREDITS	TOTAL PERSONAL SERVICES	TOTAL OPERATING EXPENSES	TOTAL
		FTE	Dollar	FTE					
31-0401-0001 Allied Health Assoc Dean	513,975	6.28	719,703	10.37	323,772	0	1,557,450	23,400	1,580,850
<b>TOTAL</b>	<b>513,975</b>	<b>6.28</b>	<b>719,703</b>	<b>10.37</b>	<b>323,772</b>	<b>0</b>	<b>1,557,450</b>	<b>23,400</b>	<b>1,580,850</b>

**UNMC-Federal Letter of Credit-736 Federal/Restricted**

COST OBJECT	Dollar	FACULTY	NON FACULTY		EMPLOYEE BENEFITS	PERSONAL SERVICE CREDITS	TOTAL PERSONAL SERVICES	TOTAL OPERATING EXPENSES	TOTAL
		FTE	Dollar	FTE					
34-0403-1002001 Allied Health	66,747	0.57	39,200	0.42	25,410	0	131,357	0	131,357
34-0411-2000001 Allied Health	42,124	0.46	42,538	0.86	20,345	0	105,007	0	105,007
<b>TOTAL</b>	<b>108,871</b>	<b>1.04</b>	<b>81,738</b>	<b>1.27</b>	<b>45,755</b>	<b>0</b>	<b>236,364</b>	<b>0</b>	<b>236,364</b>

**UNMC-Federal Advance-737 Federal/Restricted**

COST OBJECT	Dollar	FACULTY	NON FACULTY		EMPLOYEE BENEFITS	PERSONAL SERVICE CREDITS	TOTAL PERSONAL SERVICES	TOTAL OPERATING EXPENSES	TOTAL
		FTE	Dollar	FTE					
35-0403-1002001 Allied Health	16,349	0.11	112,028	2.18	30,851	0	159,228	0	159,228
35-0403-3005001 Allied Health	0	0.00	0	0.00	0	0	0	0	0
35-0403-3006001 Allied Health	15,074	0.10	0	0.00	3,622	0	18,696	0	18,696
<b>TOTAL</b>	<b>31,423</b>	<b>0.22</b>	<b>112,028</b>	<b>2.18</b>	<b>34,473</b>	<b>0</b>	<b>177,924</b>	<b>0</b>	<b>177,924</b>

**UNMC-Trust-Grant/Cont/Loan/End-738 Trust/Restricted**

COST OBJECT	Dollar	FACULTY	NON FACULTY		EMPLOYEE BENEFITS	PERSONAL SERVICE CREDITS	TOTAL PERSONAL SERVICES	TOTAL OPERATING EXPENSES	TOTAL
		FTE	Dollar	FTE					
36-0401-2006004 Whirling Thunder Wellness - Bottjen	0	0.00	15,702	0.20	4,055	0	19,757	0	19,757
36-0401-2007001 Allied Health	4,448	0.05	0	0.00	1,143	0	5,591	0	5,591
36-0401-3005004 Strategic Prevention Framework Data Mana	0	0.00	23,554	0.30	6,085	0	29,639	0	29,639
36-0411-2029001 Allied Health - Physical Therapy	17,046	0.18	17,594	0.44	8,948	0	43,588	0	43,588
37-0401-1003006 SAHP-RSTE Stevens CT-MRI	53,581	1.00	15,480	0.00	17,839	0	86,900	0	86,900
37-0401-2004001 Allied Health - MNE	23,020	0.30	1,777	0.03	6,290	0	31,087	0	31,087
37-0407-4001001 Radiation Science Technology	5,150	0.00	0	0.00	1,331	0	6,481	0	6,481
<b>TOTAL</b>	<b>103,245</b>	<b>1.52</b>	<b>74,107</b>	<b>0.97</b>	<b>45,691</b>	<b>0</b>	<b>223,043</b>	<b>0</b>	<b>223,043</b>

**UNMC-Auxiliary-739 Auxiliaries & Services/Restricted**

COST OBJECT	Dollar	FACULTY	NON FACULTY		EMPLOYEE BENEFITS	PERSONAL SERVICE CREDITS	TOTAL PERSONAL SERVICES	TOTAL OPERATING EXPENSES	TOTAL
		FTE	Dollar	FTE					
33-0401-0025 SAHP-NE Coalition for Patient Safety	0	0.00	94,234	1.00	26,320	0	120,554	4,570	125,124
33-0401-0300 Asst Dean Academic Affairs	0	0.00	0	0.00	0	0	0	2,256	2,256
33-0401-0600 SAHP_Chinese Program Fee	97,887	1.00	0	0.00	27,341	0	125,228	14,678	139,906
33-0401-0700 MSIA-SAHP_Chinese Program Fee	0	0.00	0	0.00	0	0	0	467	467
33-0401-0800 SAHP-UNK Expansion Project	101,500	1.00	0	0.00	28,351	0	129,851	7,149	137,000

COST OBJECT LISTING BY SUB PROGRAM  
2014-2015 GENERAL OPERATING BUDGET  
UNIVERSITY OF NEBRASKA MEDICAL CENTER

SUBPROGRAM #/NAME: 04 School of Allied Health

UNMC-Auxiliary-739 Auxiliaries & Services/Restricted

COST OBJECT	Dollar	FACULTY	NON FACULTY		EMPLOYEE BENEFITS	PERSONAL	TOTAL	TOTAL	TOTAL	
		FTE	Dollar	FTE		SERVICE CREDITS	PERSONAL SERVICES	OPERATING EXPENSES		
33-0401-3000	COSTSHARING/ 36-0411-2024-001	0	0.00	0	0.00	0	0	5,150	5,150	
33-0403-0001	AH-PA IPAP Contract 1 Funds	93,500	1.00	0	0.00	26,116	0	119,616	1,873	121,489
33-0403-0015	PA-Canadian Distance Learning Prg	0	0.00	0	0.00	0	0	2,817	2,817	
33-0403-0086	Phy Assistant Special	0	0.00	0	0.00	0	0	824	824	
33-0405-0036	Clinical Perfusion	0	0.00	0	0.00	0	0	16,746	16,746	
33-0405-0100	AH-Perfusion Non-State Operating	0	0.00	0	0.00	0	0	150,863	150,863	
33-0407-0090	RSTE-Rush University Outreach Program	11,917	0.16	0	0.00	3,328	0	15,245	24,540	39,785
33-0409-0010	Clinical Lab Science Lab Expenses	0	0.00	0	0.00	0	0	21,888	21,888	
33-0411-0126	Education/Phys. Therapy	0	0.00	0	0.00	0	0	36,296	36,296	
33-0411-0127	PT Education-P Hageman-Development	0	0.00	0	0.00	0	0	3,192	3,192	
33-0411-0128	PT Education-G Willett-Development	0	0.00	0	0.00	0	0	3,034	3,034	
33-0411-0129	PT Education-J Norman-Development	0	0.00	0	0.00	0	0	3,698	3,698	
33-0411-0130	PT Education-L Bilek-Development	0	0.00	0	0.00	0	0	2,735	2,735	
33-0411-0131	PT Education-R Fuchs-Development	0	0.00	0	0.00	0	0	247	247	
33-0411-0132	PT Education-G Johnson-Development	0	0.00	0	0.00	0	0	1,179	1,179	
33-0411-0134	PT Education-Lausterer-Development	0	0.00	0	0.00	0	0	1,000	1,000	
33-0411-0135	PT Education-K Volkman-Development	0	0.00	0	0.00	0	0	1,230	1,230	
33-0411-0136	PT Education-K Jones-Development	0	0.00	0	0.00	0	0	4,103	4,103	
33-0411-0137	PT Education - D Venema - Development	0	0.00	0	0.00	0	0	2,237	2,237	
33-0411-0139	PT-Fac Development Joseph Siu	0	0.00	0	0.00	0	0	930	930	
33-0411-0141	PT Education-B Becker Development	0	0.00	0	0.00	0	0	1,112	1,112	
33-0411-0146	PT Education - K Jones - Research	0	0.00	8,493	0.25	2,373	0	10,866	11,153	22,019
33-0411-0240	PT Ed Research Grant Return	0	0.00	7,346	0.25	2,051	0	9,397	3,999	13,396
33-0411-0250	Physical Therapy Continuing Education	0	0.00	0	0.00	0	0	1,181	1,181	
33-0415-0900	SAHP Student Affairs-Admissions	0	0.00	0	0.00	0	0	2,341	2,341	
33-0415-0905	SAHP Student Affairs-Recruitment	0	0.00	0	0.00	0	0	31,563	31,563	
33-0415-0910	SAHP Student Affairs-Career Development	0	0.00	0	0.00	0	0	6,175	6,175	
33-0415-0915	SAHP Student Affairs-Student Engagement	0	0.00	0	0.00	0	0	13,105	13,105	
33-0415-0920	SAHP Student Affairs-Alumni Affairs	0	0.00	0	0.00	0	0	727	727	
33-0415-0925	SAHP Student Affairs-General Operations	0	0.00	0	0.00	0	0	12,414	12,414	
33-0451-0016	Phys Asst Students	0	0.00	0	0.00	0	0	4,422	4,422	
33-0451-0017	PA-Prg Development Acct	1,206	0.01	0	0.00	337	0	1,543	45,947	47,490
33-0451-0018	SAHP-ADO Research Development Account	0	0.00	0	0.00	0	0	16,715	16,715	
33-0451-0026	CLS (Clinical Lab Science)	0	0.00	0	0.00	0	0	43,254	43,254	
33-0451-0035	CLS Outreach Program	50,592	0.80	0	0.00	14,131	0	64,723	29,774	94,497
33-0451-0070	Radiography Course Development	0	0.00	0	0.00	0	0	623	623	
33-0451-0076	Rste Cont Education	0	0.00	0	0.00	0	0	9,424	9,424	
33-0451-0080	Student Fees AH-Radiography	0	0.00	0	0.00	0	0	23,948	23,948	
33-0451-0087	AH-RSTE DMS Distance	0	0.00	0	0.00	0	0	3,144	3,144	
33-0451-0090	Student Fees AH-Cytotechnology	0	0.00	0	0.00	0	0	16,502	16,502	
33-0451-0095	Student Fees AH-Med Nutrition	0	0.00	0	0.00	0	0	3,060	3,060	
33-0451-0096	Cytotechnology Distance Learning Educati	0	0.00	0	0.00	0	0	5,376	5,376	
33-0451-0105	Cytotechnology Operating Acct	0	0.00	0	0.00	0	0	3,222	3,222	
33-0451-0125	Medical Nutrition Operating Acct	0	0.00	0	0.00	0	0	14,997	14,997	
33-0451-0236	Pa - Research And Development	0	0.00	0	0.00	0	0	16,461	16,461	
33-0451-0446	Allied Health Cont Ed	0	0.00	11,368	0.19	3,176	0	14,544	115,131	129,675
33-0451-0736	PT ED-Provisional DPT	0	0.00	0	0.00	0	0	4,094	4,094	
33-0451-0761	Pilot Research-Bilek-Optimal Phys Activi	0	0.00	0	0.00	0	0	178	178	
33-0451-2050	Clinical Perfusion-ETR	0	0.00	0	0.00	0	0	2,326	2,326	
33-0451-2075	Clinical Perfusion-PBM	0	0.00	0	0.00	0	0	1,372	1,372	
33-0452-0226	DLO PA Program	28,000	0.30	326	0.00	7,821	0	35,821	19,499	55,320

COST OBJECT LISTING BY SUB PROGRAM  
2014-2015 GENERAL OPERATING BUDGET  
UNIVERSITY OF NEBRASKA MEDICAL CENTER

**SUBPROGRAM #/NAME: 04 School of Allied Health**

**UNMC-Auxiliary-739 Auxiliaries & Services/Restricted**

COST OBJECT	Dollar	FACULTY	NON FACULTY		EMPLOYEE BENEFITS	PERSONAL SERVICE CREDITS	TOTAL PERSONAL SERVICES	TOTAL OPERATING EXPENSES	TOTAL
		FTE	Dollar	FTE					
33-0452-0227 Distance Learning Option-PA Program	0	0.00	0	0.00	0	0	0	15,918	15,918
<b>TOTAL</b>	<b>384,602</b>	<b>4.27</b>	<b>121,441</b>	<b>1.69</b>	<b>141,345</b>	<b>0</b>	<b>647,388</b>	<b>792,859</b>	<b>1,440,247</b>
<b>SUB PROGRAM TOTAL</b>	<b>3,681,304</b>	<b>41</b>	<b>2,158,749</b>	<b>34</b>	<b>1,419,949</b>	<b>0</b>	<b>7,260,002</b>	<b>981,974</b>	<b>8,241,976</b>

**SUBPROGRAM #/NAME: 09 College of Dentistry**

**UNMC-State General Fund-731 State & University Generated/Unrestricted**

COST OBJECT	Dollar	FACULTY	NON FACULTY		EMPLOYEE BENEFITS	PERSONAL SERVICE CREDITS	TOTAL PERSONAL SERVICES	TOTAL OPERATING EXPENSES	TOTAL
		FTE	Dollar	FTE					
31-0901-0004 Dean College of Dentistry	624,318	4.05	965,533	11.38	338,636	0	1,928,487	53,516	1,982,003
31-0901-0050 COD Special Tuition Increase	0	0.00	0	0.00	0	0	0	15,000	15,000
31-0901-3006 COSTSHARING/ 36-0115-1004-001	0	0.00	0	0.00	0	0	0	0	0
31-0901-3007 COSTSHARING/ 36-0115-1005-001	4,756	0.05	12,168	0.05	4,198	0	21,122	0	21,122
31-0905-0001 COD Graduate Research	0	0.00	37,080	0.00	0	0	37,080	0	37,080
31-0905-0011 General Dentistry Travel	0	0.00	0	0.00	0	0	0	6,333	6,333
31-0905-0024 Computer Support	0	0.00	259,120	4.66	47,238	0	306,358	39,694	346,052
31-0905-0191 General Dentistry Departmental Research	0	0.00	192,511	2.50	47,742	0	240,253	54,328	294,581
31-0910-0001 COD Dental Hygiene	327,926	4.50	112,521	1.60	109,231	0	549,678	4,378	554,056
31-0915-0001 COD Oral Biology	1,400,827	12.40	216,446	3.35	401,084	0	2,018,357	31,483	2,049,840
31-0915-0060 Start-Up Funds Johnson/Wheelock	0	0.00	28,152	0.60	6,982	0	35,134	0	35,134
31-0915-3009 COSTSHARING/ 34-0915-2014-111	5,144	0.05	0	0.00	0	0	5,144	0	5,144
31-0920-0001 COD Growth & Development	885,102	7.00	130,502	1.70	184,713	0	1,200,317	16,834	1,217,151
31-0925-0001 Surgical Specialties	1,112,173	8.97	335,836	3.51	359,107	0	1,807,116	13,942	1,821,058
31-0930-0001 COD Adult Restorative Dentistry	1,797,894	15.53	119,271	3.00	453,136	0	2,370,301	19,170	2,389,471
31-0935-0005 POE-Diagnostic Dental Education	96,053	1.00	0	0.00	0	0	96,053	0	96,053
31-0935-0011 COD Learning Resources	0	0.00	70,375	1.80	17,453	0	87,828	0	87,828
<b>TOTAL</b>	<b>6,254,193</b>	<b>53.55</b>	<b>2,479,515</b>	<b>34.15</b>	<b>1,969,520</b>	<b>0</b>	<b>10,703,228</b>	<b>254,678</b>	<b>10,957,906</b>

**UNMC-Federal Letter of Credit-736 Federal/Restricted**

COST OBJECT	Dollar	FACULTY	NON FACULTY		EMPLOYEE BENEFITS	PERSONAL SERVICE CREDITS	TOTAL PERSONAL SERVICES	TOTAL OPERATING EXPENSES	TOTAL
		FTE	Dollar	FTE					
34-0915-2013001 COD Oral Biology	0	0.00	0	0.00	0	0	0	0	0
34-0915-2017001 College of Dentistry	41,887	0.50	66,507	1.50	26,049	0	134,443	0	134,443
34-0915-2018011 College of Dentistry	0	0.00	0	0.00	0	0	0	0	0
34-0915-2018111 Administrative Core	57,822	0.41	0	0.00	13,896	0	71,718	0	71,718
34-0915-2018211 Live Cell Imaging Core	19,223	0.18	95,817	2.50	27,645	0	142,685	0	142,685
34-0915-2018511 Biochemical Investigation of Oxidative D	8,666	0.10	35,416	0.80	10,593	0	54,675	0	54,675
34-0915-2019001 College of Dentistry	15,909	0.15	18,768	0.40	8,333	0	43,010	0	43,010
34-0915-3001001 COD Oral Biology	55,052	0.47	0	0.00	13,230	0	68,282	0	68,282
34-0915-3002001 COD Oral Biology	63,525	0.60	139,780	2.78	48,857	0	252,162	0	252,162
<b>TOTAL</b>	<b>262,084</b>	<b>2.41</b>	<b>356,288</b>	<b>7.98</b>	<b>148,603</b>	<b>0</b>	<b>766,975</b>	<b>0</b>	<b>766,975</b>

**UNMC-Federal Advance-737 Federal/Restricted**

COST OBJECT	Dollar	FACULTY	NON FACULTY		EMPLOYEE BENEFITS	PERSONAL SERVICE CREDITS	TOTAL PERSONAL SERVICES	TOTAL OPERATING EXPENSES	TOTAL
		FTE	Dollar	FTE					
35-0915-2001001 College of Dentistry	31,718	0.20	54,280	1.30	20,667	0	106,665	0	106,665
<b>TOTAL</b>	<b>31,718</b>	<b>0.20</b>	<b>54,280</b>	<b>1.30</b>	<b>20,667</b>	<b>0</b>	<b>106,665</b>	<b>0</b>	<b>106,665</b>

COST OBJECT LISTING BY SUB PROGRAM  
2014-2015 GENERAL OPERATING BUDGET  
UNIVERSITY OF NEBRASKA MEDICAL CENTER

**SUBPROGRAM #/NAME: 09 College of Dentistry**

**UNMC-Trust-Grant/Cont/Loan/End-738 Trust/Restricted**

COST OBJECT	Dollar	FACULTY	NON FACULTY		EMPLOYEE BENEFITS	PERSONAL SERVICE CREDITS	TOTAL PERSONAL SERVICES	TOTAL OPERATING EXPENSES	TOTAL
		FTE	Dollar	FTE					
36-0915-2034001 College of Dentistry	11,431	0.10	18,213	0.50	7,657	0	37,301	0	37,301
36-0915-2035001 College of Dentistry	0	0.00	23,028	0.50	5,948	0	28,976	0	28,976
37-0901-1002001 GME Funding	0	0.00	9,146	0.24	2,363	0	11,509	0	11,509
37-0901-1004001 College of Dentistry	5,000	0.00	0	0.00	1,292	0	6,292	0	6,292
37-0901-3000001 College of Dentistry	42,339	0.33	0	0.00	10,937	0	53,276	0	53,276
37-0901-3001001 College of Dentistry	5,000	0.00	0	0.00	1,292	0	6,292	0	6,292
37-0905-1005001 Bernard & Ann Moran Professorship	5,000	0.00	0	0.00	1,292	0	6,292	0	6,292
37-0905-1006001 Norman C Carlson	10,000	0.00	0	0.00	2,583	0	12,583	0	12,583
37-0905-1007001 Pedersen Memorial Fund	10,000	0.00	0	0.00	2,583	0	12,583	0	12,583
37-0905-1008005 Oral Bio Adv Pro Svc Fees	0	0.00	0	0.00	0	0	0	0	0
37-0905-1009001 Dean's Pro Svc Fees 12%	0	0.00	12,669	0.09	3,272	0	15,941	0	15,941
37-0905-1010001 UDA - General Operation	60,918	0.50	372,276	9.35	111,901	0	545,095	0	545,095
37-0905-1010002 UDA - Pathology	0	0.00	26,468	0.75	6,837	0	33,305	0	33,305
37-0905-1011001 Dixon Endowed Chair	25,000	0.00	24,368	0.59	12,753	0	62,121	0	62,121
37-0905-1012001 COD General Research	5,000	0.00	0	0.00	1,292	0	6,292	0	6,292
37-0905-3004001 COD General Research	29,386	0.55	0	0.00	7,591	0	36,977	0	36,977
37-0905-3005001 COD General Research	29,386	0.55	0	0.00	7,591	0	36,977	0	36,977
37-0930-1005001 COD Restorative Dentistry	4,114	0.00	0	0.00	1,063	0	5,177	0	5,177
<b>TOTAL</b>	<b>242,574</b>	<b>2.03</b>	<b>486,168</b>	<b>12.01</b>	<b>188,247</b>	<b>0</b>	<b>916,989</b>	<b>0</b>	<b>916,989</b>

**UNMC-Auxiliary-739 Auxiliaries & Services/Restricted**

COST OBJECT	Dollar	FACULTY	NON FACULTY		EMPLOYEE BENEFITS	PERSONAL SERVICE CREDITS	TOTAL PERSONAL SERVICES	TOTAL OPERATING EXPENSES	TOTAL
		FTE	Dollar	FTE					
33-0963-0010 Dental Stores	0	0.00	21,590	0.64	6,030	0	27,620	0	27,620
33-0963-0066 COD Continuing Education	0	0.00	12,188	0.40	3,404	0	15,592	0	15,592
33-0963-0100 Dental Books And Instruments	0	0.00	42,124	1.53	11,766	0	53,890	862,500	916,390
33-0963-0105 Dental Books And Instruments	0	0.00	0	0.00	0	0	0	0	0
33-0963-0106 Dental Books And Instruments	0	0.00	0	0.00	0	0	0	0	0
33-0963-0110 Dental Technology Fee	0	0.00	2,787	0.06	779	0	3,566	0	3,566
33-0963-0200 Hygiene Books And Instruments	0	0.00	0	0.00	0	0	0	117,500	117,500
33-0963-0438 Indirect Cost Return	92,562	0.94	66,622	1.50	44,462	0	203,646	0	203,646
33-0963-0976 Oral Biology Biomonitoring	0	0.00	10,301	0.25	2,877	0	13,178	0	13,178
33-0963-1530 University of Wyoming Tuition Support	85,325	1.01	60,000	0.00	40,591	0	185,916	0	185,916
<b>TOTAL</b>	<b>177,887</b>	<b>1.95</b>	<b>215,612</b>	<b>4.37</b>	<b>109,909</b>	<b>0</b>	<b>503,408</b>	<b>980,000</b>	<b>1,483,408</b>

**SUB PROGRAM TOTAL**

<b>6,968,456</b>	<b>60</b>	<b>3,591,863</b>	<b>60</b>	<b>2,436,946</b>	<b>0</b>	<b>12,997,265</b>	<b>1,234,678</b>	<b>14,231,943</b>
------------------	-----------	------------------	-----------	------------------	----------	-------------------	------------------	-------------------

**SUBPROGRAM #/NAME: 12 Graduate College**

**UNMC-State General Fund-731 State & University Generated/Unrestricted**

COST OBJECT	Dollar	FACULTY	NON FACULTY		EMPLOYEE BENEFITS	PERSONAL SERVICE CREDITS	TOTAL PERSONAL SERVICES	TOTAL OPERATING EXPENSES	TOTAL
		FTE	Dollar	FTE					
31-1201-0004 Dean Graduate Studies	10,835	0.25	399,042	6.86	126,605	0	536,482	28,116	564,598
31-1201-0044 Graduate Application Fee(\$25)	0	0.00	0	0.00	0	0	0	21,133	21,133
31-1201-0094 POE-Graduate Student Stipends	0	0.00	225,376	0.00	0	0	225,376	0	225,376
31-1201-0104 Graduate Assistantships	0	0.00	646,094	0.00	0	0	646,094	0	646,094
31-1201-0302 eLearning Module2-Schmid	0	0.00	0	0.00	0	0	0	0	0
31-1201-3010 COSTSHARING/ 36-0115-1004-001	0	0.00	0	0.00	0	0	0	0	0
31-1201-3011 COSTSHARING/ 36-0115-1005-001	0	0.00	4,625	0.07	1,147	0	5,772	0	5,772
31-1203-0001 Post Doctoral Education Office	39,137	0.45	54,136	1.16	35,116	0	128,389	0	128,389



COST OBJECT LISTING BY SUB PROGRAM  
2014-2015 GENERAL OPERATING BUDGET  
UNIVERSITY OF NEBRASKA MEDICAL CENTER

**SUBPROGRAM #/NAME: 12 Graduate College**

**UNMC-State General Fund-731 State & University Generated/Unrestricted**

COST OBJECT	Dollar	FACULTY	NON FACULTY		EMPLOYEE BENEFITS	PERSONAL SERVICE CREDITS	TOTAL PERSONAL SERVICES	TOTAL OPERATING EXPENSES	TOTAL	
		FTE	Dollar	FTE						
31-1203-3000	COSTSHARING/ 36-0115-1004-001	0	0.00	0	0.00	0	0	0	0	
31-1209-0001	Vice Chancellor Research	0	0.10	0	7.50	0	0	0	0	
31-1209-0025	Director-NE Regenerative Medicine Proj	0	0.00	0	0.00	0	0	0	0	
31-1209-0030	DRC Research Resources Office	0	0.00	0	0.90	0	0	0	0	
31-1209-0040	Institutional Research Resource Office	0	0.00	0	2.00	0	0	0	0	
31-1209-0050	POE-Biomedical Informatics Director	0	0.00	206,000	2.50	0	206,000	0	206,000	
31-1209-0100	Governmental Relations	0	0.00	0	2.40	0	0	0	0	
31-1209-0200	Pacific Rim Prgs Development Project	0	0.00	0	2.45	0	0	0	0	
31-1209-0325	VCR-Ming-Fong Lin Bridge	0	0.00	0	1.00	0	0	0	0	
31-1209-0326	VCR-Bessho Bridge 2013	0	0.00	0	0.00	0	0	0	0	
31-1209-0327	VCR-Singh Bridge 2013	0	0.00	0	0.00	0	0	0	0	
31-1209-0328	VCR-Shinohara Bridge 2013	0	0.00	0	0.00	0	0	0	0	
31-1209-0400	Assoc VC Basic Science Research	0	0.00	0	0.40	0	0	0	0	
31-1209-0500	VCR Larsen Set Up	0	0.00	0	0.00	0	0	0	0	
31-1209-0551	VCR Boesen Start Up	0	0.00	0	0.74	0	0	0	0	
31-1209-0555	J Chan Retention 2012	0	0.00	0	0.00	0	0	0	0	
31-1209-0557	VCR-Dunavesky EPSCOR 2013	0	0.00	0	0.00	0	0	0	0	
31-1209-0558	VCR-Arikkath EPSCOR 2013	0	0.00	0	0.13	0	0	0	0	
<b>TOTAL</b>		<b>49,972</b>	<b>0.80</b>	<b>1,535,273</b>	<b>28.11</b>	<b>162,868</b>	<b>0</b>	<b>1,748,113</b>	<b>49,249</b>	<b>1,797,362</b>

**UNMC-Trust-Grant/Cont/Loan/End-738 Trust/Restricted**

COST OBJECT	Dollar	FACULTY	NON FACULTY		EMPLOYEE BENEFITS	PERSONAL SERVICE CREDITS	TOTAL PERSONAL SERVICES	TOTAL OPERATING EXPENSES	TOTAL	
		FTE	Dollar	FTE						
36-1209-2001001	Prospective; Randomized; Double-Blind; D	0	0.00	27,990	0.30	7,230	0	35,220	0	35,220
37-1209-2003002	Regenerative Med Sarvetnick Start-up	0	0.00	55,409	1.05	14,313	0	69,722	0	69,722
37-1209-2003003	Andrew Dudley Start-up	0	0.00	0	0.00	0	0	0	0	0
37-1209-2003004	Administrator Salary	0	0.00	63,918	1.00	16,512	0	80,430	0	80,430
37-1209-2003005	Director Salary	73,627	0.30	0	0.00	19,018	0	92,645	0	92,645
37-1209-2003006	Faculty Start-up	0	0.00	27,038	0.75	6,985	0	34,023	0	34,023
37-1209-2003007	Faculty Salary Jungwei Xie	123,600	1.00	0	0.00	31,928	0	155,528	0	155,528
<b>TOTAL</b>		<b>197,227</b>	<b>1.30</b>	<b>174,355</b>	<b>3.10</b>	<b>95,986</b>	<b>0</b>	<b>467,568</b>	<b>0</b>	<b>467,568</b>

**UNMC-Auxiliary-739 Auxiliaries & Services/Restricted**

COST OBJECT	Dollar	FACULTY	NON FACULTY		EMPLOYEE BENEFITS	PERSONAL SERVICE CREDITS	TOTAL PERSONAL SERVICES	TOTAL OPERATING EXPENSES	TOTAL	
		FTE	Dollar	FTE						
33-1209-0182	Cell Analysis Core	0	0.00	132,536	1.80	37,020	0	169,556	0	169,556
33-1209-0400	Mass Spectrometry Protein Core Facility	27,301	0.25	42,826	1.00	19,588	0	89,715	0	89,715
<b>TOTAL</b>		<b>27,301</b>	<b>0.25</b>	<b>175,362</b>	<b>2.80</b>	<b>56,608</b>	<b>0</b>	<b>259,271</b>	<b>0</b>	<b>259,271</b>
<b>SUB PROGRAM TOTAL</b>		<b>274,500</b>	<b>2</b>	<b>1,884,990</b>	<b>34</b>	<b>315,462</b>	<b>0</b>	<b>2,474,952</b>	<b>49,249</b>	<b>2,524,201</b>

**SUBPROGRAM #/NAME: 16 McGoogan Library of Medicine**

**UNMC-State General Fund-731 State & University Generated/Unrestricted**

COST OBJECT	Dollar	FACULTY	NON FACULTY		EMPLOYEE BENEFITS	PERSONAL SERVICE CREDITS	TOTAL PERSONAL SERVICES	TOTAL OPERATING EXPENSES	TOTAL	
		FTE	Dollar	FTE						
31-1601-0006	Library Salaries	838,705	11.90	698,259	16.60	363,978	0	1,900,942	0	1,900,942
31-1601-3012	COSTSHARING/ 36-0115-1004-001	0	0.00	0	0.00	0	0	0	0	0
31-1601-3013	COSTSHARING/ 36-1603-4002-008	0	0.00	0	0.00	0	0	0	0	0

COST OBJECT LISTING BY SUB PROGRAM  
2014-2015 GENERAL OPERATING BUDGET  
UNIVERSITY OF NEBRASKA MEDICAL CENTER

**SUBPROGRAM #/NAME: 16 McGoogan Library of Medicine**

**UNMC-State General Fund-731 State & University Generated/Unrestricted**

COST OBJECT	Dollar	FACULTY	NON FACULTY		EMPLOYEE BENEFITS	PERSONAL SERVICE CREDITS	TOTAL PERSONAL SERVICES	TOTAL OPERATING EXPENSES	TOTAL
		FTE	Dollar	FTE					
31-1601-3014 COSTSHARING/ 36-0115-1005-001	3,406	0.05	0	0.00	845	0	4,251	0	4,251
31-1603-0006 Library General	0	0.00	0	0.00	0	0	0	84,439	84,439
31-1605-0006 Library Books	0	0.00	0	0.00	0	0	0	80,999	80,999
31-1607-0006 Library Periodicals	0	0.00	0	0.00	0	0	0	700,000	700,000
<b>TOTAL</b>	<b>842,111</b>	<b>11.95</b>	<b>698,259</b>	<b>16.60</b>	<b>364,823</b>	<b>0</b>	<b>1,905,193</b>	<b>865,438</b>	<b>2,770,631</b>

**UNMC-Trust-Grant/Cont/Loan/End-738 Trust/Restricted**

COST OBJECT	Dollar	FACULTY	NON FACULTY		EMPLOYEE BENEFITS	PERSONAL SERVICE CREDITS	TOTAL PERSONAL SERVICES	TOTAL OPERATING EXPENSES	TOTAL
		FTE	Dollar	FTE					
36-1603-4002009 Regional Medical Library Liaison Program	65,463	1.00	0	0.00	16,910	0	82,373	0	82,373
<b>TOTAL</b>	<b>65,463</b>	<b>1.00</b>	<b>0</b>	<b>0.00</b>	<b>16,910</b>	<b>0</b>	<b>82,373</b>	<b>0</b>	<b>82,373</b>

**UNMC-Auxiliary-739 Auxiliaries & Services/Restricted**

COST OBJECT	Dollar	FACULTY	NON FACULTY		EMPLOYEE BENEFITS	PERSONAL SERVICE CREDITS	TOTAL PERSONAL SERVICES	TOTAL OPERATING EXPENSES	TOTAL
		FTE	Dollar	FTE					
33-1651-0126 Printing & Dup-Library Bindery	0	0.00	0	0.00	0	0	0	10,000	10,000
33-1652-0586 Library Retrieval System	0	0.00	0	0.00	0	0	0	10,000	10,000
33-1652-1446 NMC DataBase Licenses	0	0.00	0	0.00	0	0	0	50,000	50,000
33-1652-1466 Print & Dup Serv-Lib	0	0.00	0	0.00	0	0	0	918	918
33-1652-1476 Interlibrary Loans	0	0.00	0	0.00	0	0	0	20,000	20,000
33-1652-1500 Student Library Fees	0	0.00	0	0.00	0	0	0	427,382	427,382
33-1652-3456 Library Fines	0	0.00	0	0.00	0	0	0	4,550	4,550
33-1652-5001 Library 04/05 Reallocation	43,750	0.75	58,407	1.93	28,534	0	130,691	132,453	263,144
<b>TOTAL</b>	<b>43,750</b>	<b>0.75</b>	<b>58,407</b>	<b>1.93</b>	<b>28,534</b>	<b>0</b>	<b>130,691</b>	<b>655,303</b>	<b>785,994</b>
<b>SUB PROGRAM TOTAL</b>	<b>951,324</b>	<b>14</b>	<b>756,666</b>	<b>19</b>	<b>410,267</b>	<b>0</b>	<b>2,118,257</b>	<b>1,520,741</b>	<b>3,638,998</b>

**SUBPROGRAM #/NAME: 18 College of Nursing**

**UNMC-State General Fund-731 State & University Generated/Unrestricted**

COST OBJECT	Dollar	FACULTY	NON FACULTY		EMPLOYEE BENEFITS	PERSONAL SERVICE CREDITS	TOTAL PERSONAL SERVICES	TOTAL OPERATING EXPENSES	TOTAL
		FTE	Dollar	FTE					
31-1801-0010 CON Office	4,951,589	48.04	1,108,148	13.00	1,055,562	0	7,115,299	0	7,115,299
31-1801-0015 POE-Expansion of BSN Enrollments	209,061	3.40	80,723	1.00	57,335	0	347,119	0	347,119
31-1801-0016 POE-Interdiscipl Bio Prep Train Sim	83,912	1.15	144,250	2.00	0	0	228,162	0	228,162
31-1801-0034 CON Learning Center	0	0.00	53,282	1.00	10,571	0	63,853	0	63,853
31-1801-0101 Undergraduate Nursing	227,983	2.00	274,063	5.00	84,265	0	586,311	0	586,311
31-1801-0103 Student Services	0	0.00	293,512	5.50	72,790	0	366,302	0	366,302
31-1801-0334 CON Distr Of Indirect Cost	0	0.00	0	0.00	0	0	0	0	0
31-1805-0001 Nursing Instruct-General Summer Ses	23,113	0.36	0	0.00	0	0	23,113	0	23,113
31-1807-0001 Nurs-Com Hlth;Geron M/H	0	0.00	0	0.00	0	0	0	0	0
31-1807-3012 COSTSHARING/ 36-1809-2027-001	0	0.00	0	0.00	0	0	0	0	0
31-1809-0001 Nurs-Adult Hlth & Illness	0	0.00	0	0.00	0	0	0	0	0
31-1809-3016 COSTSHARING/ 36-1809-2027-001	0	0.00	0	0.00	0	0	0	0	0
31-1811-0001 PAES-Parent/Child Adm-Ed&Sci	0	0.00	0	0.00	0	0	0	0	0
31-1811-3006 COSTSHARING/ 36-0115-1005-001	0	0.00	0	0.00	0	0	0	0	0
31-1813-0011 Niedfelt Nsg Rsch Ctr	325,045	2.70	141,006	2.50	109,603	0	575,654	0	575,654
31-1813-3004 COSTSHARING/ 36-1809-2027-001	0	0.00	0	0.00	0	0	0	0	0
31-1822-0014 CON Administration - Lincoln	1,819,637	19.35	364,238	7.50	487,858	0	2,671,733	10,000	2,681,733

COST OBJECT LISTING BY SUB PROGRAM  
2014-2015 GENERAL OPERATING BUDGET  
UNIVERSITY OF NEBRASKA MEDICAL CENTER

**SUBPROGRAM #/NAME: 18 College of Nursing**

**UNMC-State General Fund-731 State & University Generated/Unrestricted**

COST OBJECT	Dollar	FACULTY		NON FACULTY		EMPLOYEE BENEFITS	PERSONAL SERVICE CREDITS	TOTAL PERSONAL SERVICES	TOTAL OPERATING EXPENSES	TOTAL
		FTE	Dollar	FTE	Dollar					
31-1822-3007	0	0.00	0	0.00	0	0	0	0	0	0
31-1824-0021	590,750	8.60	175,907	4.00	186,508	0	953,165	10,000	963,165	963,165
31-1825-0031	749,403	11.80	198,762	4.50	205,683	0	1,153,848	10,000	1,163,848	1,163,848
31-1826-0001	755,747	12.15	227,415	4.60	226,683	0	1,209,845	201,015	1,410,860	1,410,860
31-1899-0218	-89,485	0.00	0	0.00	0	0	-89,485	0	-89,485	-89,485
<b>TOTAL</b>	<b>9,646,755</b>	<b>109.55</b>	<b>3,061,306</b>	<b>50.60</b>	<b>2,496,858</b>	<b>0</b>	<b>15,204,919</b>	<b>231,015</b>	<b>15,435,934</b>	<b>15,435,934</b>

**UNMC-Federal Letter of Credit-736 Federal/Restricted**

COST OBJECT	Dollar	FACULTY		NON FACULTY		EMPLOYEE BENEFITS	PERSONAL SERVICE CREDITS	TOTAL PERSONAL SERVICES	TOTAL OPERATING EXPENSES	TOTAL
		FTE	Dollar	FTE	Dollar					
34-1807-1014003	0	0.00	9,448	0.25	2,270	0	11,718	0	11,718	11,718
34-1807-1015001	92,847	0.91	41,822	0.90	32,362	0	167,031	0	167,031	167,031
34-1807-2011005	0	0.00	0	0.00	0	0	0	0	0	0
34-1807-2014001	105,679	0.85	176,608	3.50	67,839	0	350,126	0	350,126	350,126
34-1822-2001001	149,517	1.55	0	0.00	35,932	0	185,449	0	185,449	185,449
34-1822-2002001	27,891	0.26	0	0.00	6,703	0	34,594	0	34,594	34,594
<b>TOTAL</b>	<b>375,934</b>	<b>3.58</b>	<b>227,878</b>	<b>4.65</b>	<b>145,106</b>	<b>0</b>	<b>748,918</b>	<b>0</b>	<b>748,918</b>	<b>748,918</b>

**UNMC-Trust-Grant/Cont/Loan/End-738 Trust/Restricted**

COST OBJECT	Dollar	FACULTY		NON FACULTY		EMPLOYEE BENEFITS	PERSONAL SERVICE CREDITS	TOTAL PERSONAL SERVICES	TOTAL OPERATING EXPENSES	TOTAL
		FTE	Dollar	FTE	Dollar					
36-1807-2021001	98,890	0.99	0	0.00	25,546	0	124,436	0	124,436	124,436
36-1807-2022001	7,166	0.06	0	0.00	1,850	0	9,016	0	9,016	9,016
36-1809-2021001	9,896	0.11	0	0.00	2,557	0	12,453	0	12,453	12,453
36-1809-2026888	8,097	0.09	0	0.00	2,091	0	10,188	0	10,188	10,188
36-1822-2004001	0	0.00	82,520	1.00	21,316	0	103,836	0	103,836	103,836
36-1824-2007001	1,908	0.03	0	0.00	493	0	2,401	0	2,401	2,401
37-1801-4001001	0	0.00	104,883	2.50	27,092	0	131,975	0	131,975	131,975
37-1801-4001012	0	0.00	0	0.00	0	0	0	0	0	0
37-1801-4001030	15,000	0.00	0	0.00	3,875	0	18,875	0	18,875	18,875
37-1801-4002001	0	0.00	40,760	1.00	10,529	0	51,289	0	51,289	51,289
37-1805-4001001	0	0.00	0	0.00	0	0	0	0	0	0
37-1807-4001001	49,680	0.80	68,927	1.00	30,638	0	149,245	0	149,245	149,245
37-1809-4001001	135,338	2.40	55,537	1.00	49,306	0	240,181	0	240,181	240,181
37-1811-4001001	100,310	1.70	121,311	2.00	57,249	0	278,870	0	278,870	278,870
37-1822-4001001	121,399	2.30	0	0.00	31,360	0	152,759	0	152,759	152,759
37-1824-3001001	74,822	1.00	0	0.00	19,328	0	94,150	0	94,150	94,150
37-1826-4001001	21,420	0.40	0	0.00	5,533	0	26,953	0	26,953	26,953
<b>TOTAL</b>	<b>643,926</b>	<b>9.88</b>	<b>473,938</b>	<b>8.50</b>	<b>288,763</b>	<b>0</b>	<b>1,406,627</b>	<b>0</b>	<b>1,406,627</b>	<b>1,406,627</b>

**UNMC-Auxiliary-739 Auxiliaries & Services/Restricted**

COST OBJECT	Dollar	FACULTY		NON FACULTY		EMPLOYEE BENEFITS	PERSONAL SERVICE CREDITS	TOTAL PERSONAL SERVICES	TOTAL OPERATING EXPENSES	TOTAL
		FTE	Dollar	FTE	Dollar					
33-1852-0016	0	0.00	10,500	0.00	2,933	0	13,433	40,000	53,433	53,433
33-1852-0017	0	0.00	0	0.00	0	0	0	45,000	45,000	45,000
33-1852-0018	0	0.00	90,389	2.00	25,247	0	115,636	65,000	180,636	180,636
33-1852-0019	0	0.00	60,255	1.00	16,831	0	77,086	402,000	479,086	479,086
33-1852-0020	0	0.00	0	0.00	0	0	0	75,000	75,000	75,000
33-1852-0026	0	0.00	0	0.00	0	0	0	800	800	800

COST OBJECT LISTING BY SUB PROGRAM  
 2014-2015 GENERAL OPERATING BUDGET  
 UNIVERSITY OF NEBRASKA MEDICAL CENTER

**SUBPROGRAM #/NAME: 18 College of Nursing**

**UNMC-Auxiliary-739 Auxiliaries & Services/Restricted**

COST OBJECT	Dollar	FACULTY	NON FACULTY		EMPLOYEE BENEFITS	PERSONAL	TOTAL	TOTAL	TOTAL
		FTE	Dollar	FTE		SERVICE CREDITS	PERSONAL SERVICES	OPERATING EXPENSES	
33-1852-0036	Fees - Kearney	0	0.00	0	0.00	0	0	200	200
33-1852-0046	CON-Course Fees-Kearney	0	0.00	0	0.00	0	0	9,800	9,800
33-1852-0047	CON-Lab Fees-Kearney	0	0.00	0	0.00	0	0	14,000	14,000
33-1852-0048	CON-Distributive Learning-Kearney	0	0.00	0	0.00	0	0	80,000	80,000
33-1852-0049	CON-Other Fees-Kearney	0	0.00	0	0.00	0	0	1,400	1,400
33-1852-0050	CON-Kearney Technology Fee	0	0.00	0	0.00	0	0	12,000	12,000
33-1852-0056	CON - Course Fees - Norfolk	0	0.00	0	0.00	0	0	10,500	10,500
33-1852-0057	CON - Lab Fees - Norfolk	0	0.00	0	0.00	0	0	19,000	19,000
33-1852-0058	CON - Distributive Learning - Norfolk	0	0.00	0	0.00	0	0	52,000	52,000
33-1852-0060	CON-Norfolk Technology Fee	0	0.00	0	0.00	0	0	12,000	12,000
33-1852-0066	Sen Fees - Norfolk	0	0.00	0	0.00	0	0	900	900
33-1852-0101	CON Application Fees	0	0.00	0	0.00	0	0	8,000	8,000
33-1852-2226	CON-Course Fees-UNL	0	0.00	0	0.00	0	0	15,500	15,500
33-1852-2227	CON-Lab Fees-UNL	0	0.00	0	0.00	0	0	20,000	20,000
33-1852-2228	CON-Distributive Learning-UNL	0	0.00	32,377	1.00	9,043	0	7,200	48,620
33-1852-2229	CON-Other Fees-UNL	0	0.00	0	0.00	0	0	700	700
33-1852-2230	CON-Lincoln Technology Fee	0	0.00	0	0.00	0	0	6,500	6,500
33-1852-3336	CON-Course Fees-Scottsbluff	0	0.00	0	0.00	0	0	10,000	10,000
33-1852-3337	CON-Lab Fees-Scottsbluff	0	0.00	0	0.00	0	0	9,000	9,000
33-1852-3338	CON-Distributive Learning-Scottsbluff	0	0.00	0	0.00	0	0	17,000	17,000
33-1852-3339	CON-Other Fees-Scottsbluff	0	0.00	0	0.00	0	0	3,000	3,000
33-1852-3340	CON-Western Nebraska Technology Fee	0	0.00	0	0.00	0	0	12,000	12,000
33-1854-0005	CBH Development-Morris	0	0.00	0	0.00	0	0	5,161	5,161
33-1854-0016	C Miller Professional Development	0	0.00	0	0.00	0	0	40,000	40,000
33-1854-0020	CON-Wellness for Women	0	0.00	0	0.00	0	0	109	109
33-1854-0030	Northern Division	0	0.00	0	0.00	0	0	70,000	70,000
33-1854-0036	Nursing-Learning Center	0	0.00	0	0.00	0	0	7,700	7,700
33-1854-0100	Evaluation Contracts-Kaiser	0	0.00	0	0.00	0	0	5,000	5,000
33-1854-0110	Aguirre Additional Comp Fund	0	0.00	0	0.00	0	0	450	450
33-1854-0600	Con - Equip Maint Contracts	0	0.00	128,445	2.00	35,877	0	164,322	117,000
33-1854-0601	Con-Eq Maint Cntrct UNL	0	0.00	0	0.00	0	0	3,000	3,000
33-1854-0602	Con-Eq Maint Cntrct Sctblf	0	0.00	0	0.00	0	0	3,000	3,000
33-1854-0603	Con-Eq Maint Cntrct UNK	0	0.00	0	0.00	0	0	3,000	3,000
<b>TOTAL</b>	<b>0</b>	<b>0.00</b>	<b>321,966</b>	<b>6.00</b>	<b>89,931</b>	<b>0</b>	<b>411,897</b>	<b>1,202,920</b>	<b>1,614,817</b>
<b>SUB PROGRAM TOTAL</b>	<b>10,666,615</b>	<b>123</b>	<b>4,085,088</b>	<b>70</b>	<b>3,020,658</b>	<b>0</b>	<b>17,772,361</b>	<b>1,433,935</b>	<b>19,206,296</b>

**SUBPROGRAM #/NAME: 19 Eppley Research Institute**

**UNMC-State General Fund-731 State & University Generated/Unrestricted**

COST OBJECT	Dollar	FACULTY	NON FACULTY		EMPLOYEE BENEFITS	PERSONAL	TOTAL	TOTAL	TOTAL	
		FTE	Dollar	FTE		SERVICE CREDITS	PERSONAL SERVICES	OPERATING EXPENSES		
31-1905-0002	Eppley Administration	0	0.00	680,112	12.83	168,668	0	848,780	102,710	951,490
31-1905-0006	Eppley Media and Education	0	0.00	47,794	0.88	11,853	0	59,647	10,000	69,647
31-1905-0012	Eppley Director	0	0.00	193,999	0.41	47,059	0	241,058	25,000	266,058
31-1905-0022	Eppley Faculty Research	1,363,902	9.40	0	0.00	325,797	0	1,689,699	0	1,689,699
31-1905-0032	Eppley Facilities & Maintenance	0	0.00	139,516	1.97	34,600	0	174,116	34,890	209,006
31-1905-0102	Eppley Recruitment	0	0.00	0	0.00	0	0	0	16,886	16,886
31-1905-0212	Salary-Eppley Supplemental Comp	0	0.00	0	0.00	0	0	0	0	0
31-1905-0402	Eppley Seminars	0	0.00	0	0.00	0	0	20,000	20,000	20,000
				332						

COST OBJECT LISTING BY SUB PROGRAM  
 2014-2015 GENERAL OPERATING BUDGET  
 UNIVERSITY OF NEBRASKA MEDICAL CENTER

SUBPROGRAM #/NAME: 19 Eppley Research Institute

UNMC-State General Fund-731 State & University Generated/Unrestricted

COST OBJECT	FACULTY		NON FACULTY		EMPLOYEE BENEFITS	PERSONAL SERVICE CREDITS	TOTAL PERSONAL SERVICES	TOTAL OPERATING EXPENSES	TOTAL
	Dollar	FTE	Dollar	FTE					
31-1905-0502 Eppley Computing Technologies	0	0.00	148,628	1.75	36,860	0	185,488	15,000	200,488
31-1905-0603 Start Up-Dr. Cowan	0	0.00	0	0.00	0	0	0	0	0
31-1905-0605 Start Up-Dr. Sherman	0	0.00	0	0.00	0	0	0	0	0
31-1905-0607 Start-Up-Dr. Wagner	0	0.00	0	0.00	0	0	0	0	0
31-1905-0609 Start Up	0	0.00	0	0.00	0	0	0	0	0
31-1905-0616 Start Up	0	0.00	0	0.00	0	0	0	0	0
31-1905-0620 Start Up	0	0.00	0	0.00	0	0	0	0	0
31-1905-0621 Start Up-Dr Tahirov	0	0.00	0	0.00	0	0	0	0	0
31-1905-0622 Start up-Furukawa	0	0.00	0	0.00	0	0	0	0	0
31-1905-0628 Start Up-Dr. M. Brattain	0	0.00	0	0.00	0	0	0	0	0
31-1905-0635 Start up - Dr. Rene Opavsky	0	0.00	0	0.00	0	0	0	0	0
31-1905-3300 Eppley Res Inst-Distr Of Indirect Cost	0	0.00	0	0.00	0	0	0	0	0
31-1905-3309 Eppley Indirect Cost - Lewis	0	0.00	0	0.00	0	0	0	0	0
31-1905-7112 COSTSHARING/ 35-1905-3010-001	12,230	0.10	0	0.00	3,032	0	15,262	0	15,262
31-1905-7125 COSTSHARING/ 36-1905-2170-001	0	0.00	0	0.00	0	0	0	0	0
31-1905-7129 COSTSHARING/ 35-1905-2033-001	0	0.00	0	0.00	0	0	0	0	0
31-1905-7146 COSTSHARING/ 36-1905-2198-001	0	0.00	0	0.00	0	0	0	0	0
31-1905-7148 COSTSHARING/ 36-1905-2194-001	0	0.00	0	0.00	0	0	0	0	0
31-1905-7163 COSTSHARING/ 36-1905-2217-001	0	0.00	0	0.00	0	0	0	0	0
31-1905-7165 COSTSHARING/ 34-1905-2192-008	0	0.00	0	0.00	0	0	0	0	0
31-1905-7166 COSTSHARING/ 34-1901-2112-039	0	0.00	0	0.00	0	0	0	0	0
31-1905-7167 COSTSHARING/ 34-1901-2112-047	0	0.00	0	0.00	0	0	0	0	0
31-1905-7168 COSTSHARING/ 36-5234-2324-001	0	0.00	0	0.00	0	0	0	0	0
31-1905-7170 COSTSHARING/ 35-1905-3018-001	12,230	0.10	0	0.00	3,032	0	15,262	0	15,262
31-1905-7171 COSTSHARING/ 34-1905-2192-008	0	0.00	0	0.00	0	0	0	0	0
31-1905-7172 COSTSHARING/ 36-1905-2223-001	0	0.00	32,277	0.14	8,006	0	40,283	0	40,283
31-1905-7173 COSTSHARING/ 36-1905-2223-001	0	0.00	1,087	0.02	270	0	1,357	0	1,357
31-1905-7175 COSTSHARING/ 36-1905-2227-001	1,797	0.01	0	0.00	445	0	2,242	0	2,242
31-1905-7176 COSTSHARING/ 36-1905-2232-001	0	0.00	0	0.00	0	0	0	0	0
31-1905-7177 COSTSHARING/ 36-1905-2233-001	0	0.00	0	0.00	0	0	0	0	0
31-1905-7178 COSTSHARING/ 36-1905-2234-001	0	0.00	0	0.00	0	0	0	0	0
31-1905-7179 COSTSHARING/ 36-1905-2235-001	0	0.00	0	0.00	0	0	0	0	0
31-1905-7180 COSTSHARING/ 36-1905-2236-001	0	0.00	0	0.00	0	0	0	0	0
31-1905-7181 COSTSHARING/ 36-1905-2237-001	0	0.00	0	0.00	0	0	0	0	0
31-1905-7182 COSTSHARING/ 36-0915-2035-001	0	0.00	0	0.00	0	0	0	0	0
31-1905-7183 COSTSHARING/ 36-1905-2228-001	0	0.00	0	0.00	0	0	0	0	0
31-1905-7185 COSTSHARING/ 34-1905-2192-009	0	0.00	0	0.00	0	0	0	0	0
31-1905-7186 COSTSHARING/ 36-1905-2242-001	17,970	0.08	0	0.00	4,456	0	22,426	0	22,426
31-1905-7188 COSTSHARING/ 36-1905-2243-001	16,987	0.10	0	0.00	4,212	0	21,199	0	21,199
31-1905-7190 COSTSHARING/ 36-5140-2117-001	8,985	0.04	0	0.00	2,228	0	11,213	0	11,213
31-1905-7192 COSTSHARING/ 34-1905-2171-806	9,369	0.10	0	0.00	2,324	0	11,693	0	11,693
31-1905-7193 COSTSHARING/ 34-1901-2113-039	2,495	0.03	0	0.00	618	0	3,113	0	3,113
31-1905-7194 COSTSHARING/ 34-1901-2113-047	4,990	0.05	0	0.00	1,237	0	6,227	0	6,227
31-1905-7195 COSTSHARING/ 36-1905-2245-001	7,197	0.05	0	0.00	1,784	0	8,981	0	8,981
31-1905-7196 COSTSHARING/ 34-1905-2165-008	0	0.00	0	0.00	0	0	0	0	0
31-1905-7197 COSTSHARING/ 34-1905-2174-001	36,300	0.23	0	0.00	9,003	0	45,303	0	45,303
31-1905-7198 COSTSHARING/ 34-1905-2197-001	27,957	0.18	0	0.00	6,934	0	34,891	0	34,891
31-1905-7199 COSTSHARING/ 34-1905-2168-001	0	0.00	0	0.00	0	0	0	0	0
31-1905-7200 COSTSHARING/ 34-1905-2177-002	0	0.00	0	0.00	0	0	0	0	0
31-1905-7201 COSTSHARING/ 34-1905-2167-001	0	0.00	0	0.00	0	0	0	0	0
31-1905-7202 COSTSHARING/ 34-1905-2196-001	1,797	0.01	333	0.00	445	0	2,242	0	2,242

COST OBJECT LISTING BY SUB PROGRAM  
2014-2015 GENERAL OPERATING BUDGET  
UNIVERSITY OF NEBRASKA MEDICAL CENTER

**SUBPROGRAM #/NAME: 19 Eppley Research Institute**

**UNMC-State General Fund-731 State & University Generated/Unrestricted**

COST OBJECT	Dollar	FACULTY	NON FACULTY		EMPLOYEE BENEFITS	PERSONAL	TOTAL	TOTAL	TOTAL	
		FTE	Dollar	FTE		SERVICE CREDITS	PERSONAL SERVICES	OPERATING EXPENSES		
31-1905-7203	COSTSHARING/ 36-1905-2247-001	5,378	0.05	0	0.00	1,334	0	6,712	0	6,712
31-1905-7204	COSTSHARING/ 34-1905-2176-001	17,970	0.08	0	0.00	4,456	0	22,426	0	22,426
31-1905-7205	COSTSHARING/ 36-1905-2248-001	4,661	0.05	0	0.00	1,156	0	5,817	0	5,817
31-1905-7206	COSTSHARING/ 36-1905-2249-001	4,234	0.05	0	0.00	1,050	0	5,284	0	5,284
31-1905-7207	COSTSHARING/ 34-1905-2202-009	38,650	0.51	0	0.00	9,585	0	48,235	0	48,235
31-1905-7208	COSTSHARING/ 36-1905-2250-001	4,399	0.05	0	0.00	1,092	0	5,491	0	5,491
31-1905-7210	COSTSHARING/ 35-1905-1003-001	36,300	0.23	0	0.00	9,003	0	45,303	0	45,303
<b>TOTAL</b>		<b>1,635,798</b>	<b>11.48</b>	<b>1,243,413</b>	<b>18.00</b>	<b>700,539</b>	<b>0</b>	<b>3,579,750</b>	<b>224,486</b>	<b>3,804,236</b>

**UNMC-Federal Letter of Credit-736 Federal/Restricted**

COST OBJECT	Dollar	FACULTY	NON FACULTY		EMPLOYEE BENEFITS	PERSONAL	TOTAL	TOTAL	TOTAL	
		FTE	Dollar	FTE		SERVICE CREDITS	PERSONAL SERVICES	OPERATING EXPENSES		
34-1901-2113032	Senior Leadership	40,152	0.26	139,995	0.68	43,292	0	223,439	0	223,439
34-1901-2113033	Leaders of Scientific Research Programs	64,243	0.42	0	0.00	15,438	0	79,681	0	79,681
34-1901-2113036	Administration	0	0.00	74,102	1.00	17,807	0	91,909	0	91,909
34-1901-2113037	Cell Analysis Core Facility	0	0.00	10,167	0.20	2,443	0	12,610	0	12,610
34-1901-2113038	Confocal Laser Scanning Microscope Facil	2,016	0.02	7,602	0.16	2,311	0	11,929	0	11,929
34-1901-2113039	Laboratory Services Shared Resources	2,495	0.03	16,307	0.52	4,519	0	23,321	0	23,321
34-1901-2113040	Molecular Biology Core Facility	40,737	0.49	33,727	0.85	17,894	0	92,358	0	92,358
34-1901-2113042	Structural Biology Facility	11,181	0.10	33,860	0.51	10,824	0	55,865	0	55,865
34-1901-2113043	Histological Support	3,626	0.04	9,469	0.25	3,148	0	16,243	0	16,243
34-1901-2113044	Bioinformatics Facility	14,394	0.10	38,832	0.43	12,790	0	66,016	0	66,016
34-1901-2113045	Biostatistics Facility	21,335	0.12	14,188	0.20	8,537	0	44,060	0	44,060
34-1901-2113046	Clinical Protocol and Data Mgmt Unit	0	0.00	43,186	0.76	10,378	0	53,564	0	53,564
34-1901-2113047	Protocol Review and Monitoring Systems	4,990	0.05	27,508	0.55	7,809	0	40,307	0	40,307
34-1901-2113048	Data Sharing Plan	4,318	0.03	3,050	0.03	1,771	0	9,139	0	9,139
34-1901-2113049	Lymphoma Support	1,813	0.02	0	0.00	436	0	2,249	0	2,249
34-1901-2113050	Tumor Bank Support	9,075	0.08	21,630	0.55	7,379	0	38,084	0	38,084
34-1905-2168001	Eppley	0	0.00	0	0.00	0	0	0	0	0
34-1905-2171806	DNA Polymerase d and e Mutations in Panc	0	0.00	49,340	1.70	11,858	0	61,198	0	61,198
34-1905-2176001	Eppley	22,757	0.50	0	0.00	5,470	0	28,227	0	28,227
34-1905-2178001	Eppley	0	0.00	0	0.00	0	0	0	0	0
34-1905-2188001	Eppley	58,061	0.67	74,427	0.88	31,840	0	164,328	0	164,328
34-1905-2189001	Eppley	25,483	0.26	15,843	0.40	9,932	0	51,258	0	51,258
34-1905-2190001	Eppley	35,094	0.15	10,701	0.30	11,005	0	56,800	0	56,800
34-1905-2192009	Early Diagnosis of Pancreatic Cancer	18,529	0.10	10,225	0.15	6,910	0	35,664	0	35,664
34-1905-2193024	Eppley	71,995	0.92	0	0.00	17,302	0	89,297	0	89,297
34-1905-2195001	Eppley	27,455	0.13	10,700	0.30	9,168	0	47,323	0	47,323
34-1905-2196001	Eppley	0	0.00	6,680	0.15	1,604	0	8,284	0	8,284
34-1905-2200001	Eppley	43,560	0.26	65,626	1.50	26,239	0	135,425	0	135,425
34-1905-2202009	Eppley	4,294	0.06	0	0.00	1,032	0	5,326	0	5,326
34-1905-2203006	Eppley	81,428	1.16	0	0.00	19,568	0	100,996	0	100,996
34-1905-2204001	Eppley	2,538	0.02	11,414	0.35	3,353	0	17,305	0	17,305
34-1905-2205001	Eppley	50,868	0.45	65,525	1.70	27,971	0	144,364	0	144,364
34-1905-2206021	Eppley	49,982	0.63	32,865	1.00	19,910	0	102,757	0	102,757
34-1905-2207001	Eppley	11,440	0.08	23,118	0.75	8,305	0	42,863	0	42,863
34-1905-2208001	Eppley	10,796	0.09	18,049	0.57	6,933	0	35,778	0	35,778
34-1905-2209001	Eppley	49,266	0.38	122,515	3.00	41,282	0	213,063	0	213,063
34-1905-2212001	Eppley	15,883	0.15	56,206	1.00	17,323	0	89,412	0	89,412
34-1905-2213001	Eppley	30,790	0.35	37,251	0.85	16,352	0	84,393	0	84,393

COST OBJECT LISTING BY SUB PROGRAM  
 2014-2015 GENERAL OPERATING BUDGET  
 UNIVERSITY OF NEBRASKA MEDICAL CENTER

SUBPROGRAM #/NAME: 19 Eppley Research Institute

TOTAL		830,594	8.12	1,084,108	21.29	460,133	0	2,374,835	0	2,374,835
<b>UNMC-Federal Advance-737 Federal/Restricted</b>										
COST OBJECT	Dollar	FACULTY FTE	NON FACULTY Dollar	FTE	EMPLOYEE BENEFITS	PERSONAL SERVICE CREDITS	TOTAL PERSONAL SERVICES	TOTAL OPERATING EXPENSES	TOTAL	
35-1905-1003001 Eppley	0	0.00	71,280	1.50	17,130	0	88,410	0	88,410	
35-1905-2036001 Eppley	14,069	0.11	11,936	0.25	6,249	0	32,254	0	32,254	
35-1905-2037001 Eppley	20,136	0.16	0	0.00	4,838	0	24,974	0	24,974	
35-1905-2038001 Eppley	14,674	0.12	49,826	1.30	15,501	0	80,001	0	80,001	
<b>TOTAL</b>	<b>48,879</b>	<b>0.39</b>	<b>133,042</b>	<b>3.05</b>	<b>43,718</b>	<b>0</b>	<b>225,639</b>	<b>0</b>	<b>225,639</b>	
<b>UNMC-Trust-Grant/Cont/Loan/End-738 Trust/Restricted</b>										
COST OBJECT	Dollar	FACULTY FTE	NON FACULTY Dollar	FTE	EMPLOYEE BENEFITS	PERSONAL SERVICE CREDITS	TOTAL PERSONAL SERVICES	TOTAL OPERATING EXPENSES	TOTAL	
36-1905-2194001 Eppley	0	0.00	30,366	1.05	7,845	0	38,211	0	38,211	
36-1905-2195001 Eppley	0	0.00	106,714	2.00	27,566	0	134,280	0	134,280	
36-1905-2196001 Eppley	3,550	0.05	15,117	0.31	4,822	0	23,489	0	23,489	
36-1905-2197001 Eppley	0	0.00	38,493	1.00	9,944	0	48,437	0	48,437	
36-1905-2201001 Eppley	0	0.00	26,276	0.59	6,787	0	33,063	0	33,063	
36-1905-2219002 Early Diagnosis of Pancreatic Cancer Adm	16,200	0.25	2,227	0.05	4,760	0	23,187	0	23,187	
36-1905-2223001 Eppley	0	0.00	55,620	0.90	14,368	0	69,988	0	69,988	
36-1905-2227001 Eppley	0	0.00	35,027	1.00	9,048	0	44,075	0	44,075	
36-1905-2230001 Eppley	0	0.00	34,086	0.50	8,805	0	42,891	0	42,891	
36-1905-2231002 Mutation-Specific p53 Antibodies as Biom	47,071	1.01	0	0.00	12,159	0	59,230	0	59,230	
36-1905-2232001 Eppley	0	0.00	23,767	0.60	6,140	0	29,907	0	29,907	
36-1905-2234001 Eppley	0	0.00	3,566	0.10	921	0	4,487	0	4,487	
36-1905-2235001 Eppley	0	0.00	0	0.00	0	0	0	0	0	
36-1905-2236001 Eppley	0	0.00	14,466	0.40	3,737	0	18,203	0	18,203	
36-1905-2238001 Eppley	0	0.00	7,134	0.20	1,843	0	8,977	0	8,977	
36-1905-2239001 Eppley	8,503	0.08	14,466	0.40	5,933	0	28,902	0	28,902	
36-1905-2240001 Eppley	0	0.00	35,805	0.75	9,249	0	45,054	0	45,054	
36-1905-2241001 Eppley	0	0.00	0	0.00	0	0	0	0	0	
36-1905-2243001 Eppley	0	0.00	26,712	0.50	6,900	0	33,612	0	33,612	
36-1905-2244001 Eppley	0	0.00	10,763	0.33	2,780	0	13,543	0	13,543	
36-1905-2245001 Eppley	0	0.00	60,469	0.72	15,620	0	76,089	0	76,089	
36-1905-2247001 Eppley	0	0.00	4,901	0.25	1,265	0	6,166	0	6,166	
36-1905-2248001 Eppley	0	0.00	38,060	1.00	9,831	0	47,891	0	47,891	
36-1905-2249001 Eppley	0	0.00	12,758	0.25	3,297	0	16,055	0	16,055	
36-1905-2250001 Eppley	0	0.00	6,574	0.15	1,698	0	8,272	0	8,272	
36-1905-2251001 Eppley	9,725	0.15	0	0.00	2,512	0	12,237	0	12,237	
37-1901-2010001 College of Dentistry Admin Service	345,305	3.36	464,395	8.51	209,158	0	1,018,858	0	1,018,858	
37-1905-1002001 Eppley	121,516	0.69	0	0.00	31,389	0	152,905	0	152,905	
37-1905-1002993 COSTSHARE/ 36-1905-2251-001	7,035	0.06	0	0.00	1,816	0	8,851	0	8,851	
37-1905-1002994 COSTSHARE/ 34-1905-2202-009	141,510	0.96	0	0.00	36,555	0	178,065	0	178,065	
37-1905-1002995 COSTSHARE/ 36-1905-2241-001	7,035	0.06	0	0.00	1,816	0	8,851	0	8,851	
37-1905-1002996 COSTSHARE/ 36-1905-2240-001	0	0.00	0	0.00	0	0	0	0	0	
37-1905-1002997 COSTSHARE/ 34-1905-1008-023	0	0.00	0	0.00	0	0	0	0	0	
37-1905-2003001 Eppley Fdn/Carcinogenesis	0	0.00	120,000	0.41	30,998	0	150,998	0	150,998	
37-1905-2004001 E Bruce & Parents Memorial	0	0.00	81,464	0.32	21,043	0	102,507	0	102,507	
37-1905-2008001 Eppley	0	0.00	35,335	0.75	9,127	0	44,462	0	44,462	
37-1905-2019005 J Black-Protein Kinase C a ID1 Signaling	12,883	0.17	18,540	0.50	8,116	0	39,539	0	39,539	
37-1905-2021001 Eppley	57,500	1.00	0	0.00	14,854	0	72,354	0	72,354	
<b>TOTAL</b>	<b>777,833</b>	<b>7.83</b>	<b>1,323,101</b>	<b>23.54</b>	<b>542,702</b>	<b>0</b>	<b>2,643,636</b>	<b>0</b>	<b>2,643,636</b>	

COST OBJECT LISTING BY SUB PROGRAM  
2014-2015 GENERAL OPERATING BUDGET  
UNIVERSITY OF NEBRASKA MEDICAL CENTER

**SUBPROGRAM #/NAME: 19 Eppley Research Institute**

**UNMC-Auxiliary-739 Auxiliaries & Services/Restricted**

COST OBJECT	Dollar	FACULTY	NON FACULTY		EMPLOYEE BENEFITS	PERSONAL SERVICE CREDITS	TOTAL PERSONAL SERVICES	TOTAL OPERATING EXPENSES	TOTAL
		FTE	Dollar	FTE					
33-1951-0010 Eppley General Supply	0	0.00	0	0.00	0	0	0	0	0
33-1953-0300 DNA Microarray	17,752	0.25	0	0.00	4,959	0	22,711	0	22,711
33-1953-0406 NRI Molecular Modeling/Biomedical Inform	0	0.00	15,081	0.20	4,212	0	19,293	0	19,293
33-1953-0546 Glassware Washing Service	0	0.00	10,294	0.35	2,876	0	13,170	0	13,170
33-1953-0550 Crystallography Facility	0	0.00	49,684	0.87	13,878	0	63,562	0	63,562
33-1953-0556 NMR Facility	0	0.00	18,046	0.25	5,040	0	23,086	0	23,086
33-1953-0996 Cavaliere Urine/Blood Experiment Analys	46,575	1.00	0	0.00	13,009	0	59,584	0	59,584
33-1953-7003 COSTSHARING/ 36-1905-2223-001	0	0.00	0	0.00	0	0	0	0	0
33-1953-7004 COSTSHARING/ 36-1905-2223-001	7,098	0.10	0	0.00	1,983	0	9,081	0	9,081
<b>TOTAL</b>	<b>71,425</b>	<b>1.35</b>	<b>93,105</b>	<b>1.67</b>	<b>45,957</b>	<b>0</b>	<b>210,487</b>	<b>0</b>	<b>210,487</b>
<b>SUB PROGRAM TOTAL</b>	<b>3,364,529</b>	<b>29</b>	<b>3,876,769</b>	<b>68</b>	<b>1,793,049</b>	<b>0</b>	<b>9,034,347</b>	<b>224,486</b>	<b>9,258,833</b>

**SUBPROGRAM #/NAME: 20 College of Pharmacy**

**UNMC-State General Fund-731 State & University Generated/Unrestricted**

COST OBJECT	Dollar	FACULTY	NON FACULTY		EMPLOYEE BENEFITS	PERSONAL SERVICE CREDITS	TOTAL PERSONAL SERVICES	TOTAL OPERATING EXPENSES	TOTAL
		FTE	Dollar	FTE					
31-2001-0004 College of Pharmacy	115,202	1.00	678,046	7.94	203,620	0	996,868	73,182	1,070,050
31-2001-0050 COP Special Tuition	350,456	2.76	103,715	1.13	57,776	0	511,947	16,800	528,747
31-2001-0334 COP Distr Of Indirect Cost	0	0.00	16,393	0.45	0	0	16,393	0	16,393
31-2001-0412 Start up Keith Olsen Dept Chair	0	0.00	27,710	0.00	0	0	27,710	0	27,710
31-2001-0445 COP Startup - Ronshi Li	0	0.00	73,500	1.25	18,229	0	91,729	0	91,729
31-2001-0452 Start Up-Yazen Alnouti	0	0.00	0	0.00	0	0	0	0	0
31-2005-0001 Pharmaceutical Sciences	1,131,627	8.65	124,040	0.60	254,779	0	1,510,446	38,011	1,548,457
31-2005-0035 Jared Garrison Startup Account	0	0.00	11,000	0.25	0	0	11,000	0	11,000
31-2005-0045 COP- Oupicky Start Up	0	0.00	38,625	1.00	9,579	0	48,204	0	48,204
31-2005-0051 Pharm Sci - Supplemental Comp Plan	0	0.00	724	0.02	179	0	903	0	903
31-2005-0055 COP Mahato Start Up	0	0.00	-36,500	0.00	0	0	-36,500	0	-36,500
31-2005-0505 POE-Ctr for Drug Delivery&Nanomedicine	82,698	0.00	18,171	0.50	0	0	100,869	0	100,869
31-2005-3032 COSTSHARING/ 36-2005-2096-001	0	0.00	0	0.00	0	0	0	0	0
31-2005-3033 COSTSHARING/ 36-2005-2097-001	0	0.00	0	0.00	0	0	0	0	0
31-2005-3035 COSTSHARING/ 34-2005-2045-003	0	0.00	0	0.00	0	0	0	0	0
31-2005-3037 COSTSHARING/ 35-1905-3018-001	0	0.00	0	0.00	0	0	0	0	0
31-2005-3038 COSTSHARING/ 36-2005-2105-001	2,505	0.02	0	0.00	622	0	3,127	0	3,127
31-2005-3039 COSTSHARING/ 36-2005-2106-001	6,262	0.05	0	0.00	1,554	0	7,816	0	7,816
31-2005-3040 COSTSHARING/ 36-2005-2110-001	17,340	0.10	0	0.00	4,300	0	21,640	0	21,640
31-2005-3041 COSTSHARING/ 36-2005-2061-806	25,421	0.25	0	0.00	6,304	0	31,725	0	31,725
31-2005-3042 COSTSHARING/ 36-2005-2097-001	9,442	0.06	0	0.00	2,342	0	11,784	0	11,784
31-2005-3043 COSTSHARING/ 35-2005-3008-001	7,504	0.05	0	0.00	1,861	0	9,365	0	9,365
31-2007-0004 College of Pharmacy General	0	0.00	100,000	5.00	0	0	100,000	0	100,000
31-2009-0001 Pharmacy Practice	946,577	11.51	110,155	0.58	284,660	0	1,341,392	25,869	1,367,261
31-2009-0010 Matthew Kelso Start Up Account	0	0.00	38,232	1.05	0	0	38,232	0	38,232
31-2009-0051 POE-Pharmaceutical Outcomes	174,029	0.68	0	0.00	18,622	0	192,651	0	192,651
31-2009-3007 COSTSHARING/ 36-5228-1005-001	2,512	0.03	0	0.00	622	0	3,134	0	3,134
31-2009-3010 COSTSHARING/ 36-2009-2046-001	2,882	0.02	0	0.00	0	0	2,882	0	2,882
<b>TOTAL</b>	<b>2,874,457</b>	<b>25.19</b>	<b>1,303,811</b>	<b>19.77</b>	<b>865,049</b>	<b>0</b>	<b>5,043,317</b>	<b>153,862</b>	<b>5,197,179</b>



COST OBJECT LISTING BY SUB PROGRAM  
2014-2015 GENERAL OPERATING BUDGET  
UNIVERSITY OF NEBRASKA MEDICAL CENTER

**SUBPROGRAM #/NAME: 20 College of Pharmacy**

**UNMC-Federal Letter of Credit-736 Federal/Restricted**

COST OBJECT	Dollar	FACULTY		NON FACULTY		EMPLOYEE BENEFITS	PERSONAL SERVICE CREDITS	TOTAL PERSONAL SERVICES	TOTAL OPERATING EXPENSES	TOTAL
		FTE	Dollar	FTE	Dollar					
34-2005-2039105	0	0.00	18,172	0.50	4,366	0	22,538	0	22,538	
34-2005-2039705	0	0.00	35,353	1.00	8,497	0	43,850	0	43,850	
34-2005-2043001	18,635	0.15	4,753	0.10	5,621	0	29,009	0	29,009	
34-2005-2049004	64,919	1.00	0	0.00	15,601	0	80,520	0	80,520	
34-2005-2049005	10,477	0.08	10,237	0.30	4,978	0	25,692	0	25,692	
34-2005-2050004	3,724	0.05	0	0.00	895	0	4,619	0	4,619	
34-2005-2050005	22,002	0.20	24,503	0.52	11,177	0	57,682	0	57,682	
34-2005-2055101	30,750	0.25	79,301	2.00	26,447	0	136,498	0	136,498	
34-2005-2056001	75,507	0.60	36,021	1.00	26,801	0	138,329	0	138,329	
34-2005-2057001	7,285	0.05	0	0.00	1,751	0	9,036	0	9,036	
34-2005-2058001	7,285	0.05	32,960	1.00	9,670	0	49,915	0	49,915	
34-2005-2059001	1,379	0.01	76,200	2.00	18,643	0	96,222	0	96,222	
34-2005-2060001	21,342	0.16	34,245	0.83	13,359	0	68,946	0	68,946	
34-2005-2061106	62,766	0.42	127,389	2.19	45,696	0	235,851	0	235,851	
34-2005-2061706	32,060	0.26	0	0.00	7,705	0	39,765	0	39,765	
34-2005-2061806	25,421	0.25	27,093	0.50	12,620	0	65,134	0	65,134	
34-2005-2061906	0	0.00	8,750	0.25	2,103	0	10,853	0	10,853	
34-2005-2062001	7,383	0.05	64,562	1.50	17,290	0	89,235	0	89,235	
34-2005-2063002	40,600	0.25	35,500	0.75	18,288	0	94,388	0	94,388	
34-2005-2064001	28,684	0.28	27,094	0.50	13,404	0	69,182	0	69,182	
34-2009-2026005	0	0.00	0	0.00	0	0	0	0	0	
34-2009-2029006	0	0.00	0	0.00	0	0	0	0	0	
<b>TOTAL</b>	<b>460,219</b>	<b>4.11</b>	<b>642,133</b>	<b>14.94</b>	<b>264,912</b>	<b>0</b>	<b>1,367,264</b>	<b>0</b>	<b>1,367,264</b>	

**UNMC-Federal Advance-737 Federal/Restricted**

COST OBJECT	Dollar	FACULTY		NON FACULTY		EMPLOYEE BENEFITS	PERSONAL SERVICE CREDITS	TOTAL PERSONAL SERVICES	TOTAL OPERATING EXPENSES	TOTAL
		FTE	Dollar	FTE	Dollar					
35-2005-2016001	0	0.00	17,483	0.50	4,201	0	21,684	0	21,684	
35-2005-2018008	0	0.00	39,500	1.00	9,493	0	48,993	0	48,993	
35-2005-2019001	29,070	0.17	16,000	0.50	10,831	0	55,901	0	55,901	
35-2005-2020001	12,523	0.10	22,667	0.67	8,456	0	43,646	0	43,646	
35-2005-3008001	140,465	0.95	0	0.00	33,755	0	174,220	0	174,220	
<b>TOTAL</b>	<b>182,058</b>	<b>1.22</b>	<b>95,650</b>	<b>2.67</b>	<b>66,736</b>	<b>0</b>	<b>344,444</b>	<b>0</b>	<b>344,444</b>	

**UNMC-Trust-Grant/Cont/Loan/End-738 Trust/Restricted**

COST OBJECT	Dollar	FACULTY		NON FACULTY		EMPLOYEE BENEFITS	PERSONAL SERVICE CREDITS	TOTAL PERSONAL SERVICES	TOTAL OPERATING EXPENSES	TOTAL
		FTE	Dollar	FTE	Dollar					
36-2001-2004005	0	0.00	59,929	0.77	15,480	0	75,409	0	75,409	
36-2001-2008004	0	0.00	51,318	1.03	13,256	0	64,574	0	64,574	
36-2001-2009008	0	0.00	86,607	1.40	22,372	0	108,979	0	108,979	
36-2001-2012002	0	0.00	8,985	0.03	2,321	0	11,306	0	11,306	
36-2005-2092005	92,002	1.10	26,812	0.50	30,692	0	149,506	0	149,506	
36-2005-2094001	23,170	0.20	64,161	1.80	22,560	0	109,891	0	109,891	
36-2005-2095004	88,984	0.85	38,500	1.00	32,931	0	160,415	0	160,415	
36-2005-2099101	20,144	0.15	13,648	0.40	8,729	0	42,521	0	42,521	
36-2005-2102001	65,688	0.58	67,224	2.00	34,333	0	167,245	0	167,245	
36-2005-2103001	31,308	0.25	0	0.00	8,088	0	39,396	0	39,396	
36-2005-2104004	8,948	0.10	0	0.00	2,313	0	11,261	0	11,261	
36-2005-2107002	15,375	0.13	19,750	0.40	9,073	0	44,198	0	44,198	
36-2005-2109001	42,281	0.50	73,990	2.00	29,780	0	145,061	0	145,061	

COST OBJECT LISTING BY SUB PROGRAM  
2014-2015 GENERAL OPERATING BUDGET  
UNIVERSITY OF NEBRASKA MEDICAL CENTER

**SUBPROGRAM #/NAME: 20 College of Pharmacy**

**UNMC-Trust-Grant/Cont/Loan/End-738 Trust/Restricted**

COST OBJECT	Dollar	FACULTY	NON FACULTY		EMPLOYEE BENEFITS	PERSONAL SERVICE CREDITS	TOTAL PERSONAL SERVICES	TOTAL OPERATING EXPENSES	TOTAL
		FTE	Dollar	FTE					
36-2005-2110001 College of Pharmacy	0	0.00	0	0.00	0	0	0	0	0
36-2005-2111004 Discovery of novel thiazole compounds fo	3,300	0.02	0	0.00	853	0	4,153	0	4,153
36-2005-2113001 College of Pharmacy	39,373	0.36	20,227	0.47	15,395	0	74,995	0	74,995
36-2005-2114001 College of Pharmacy	23,619	0.18	33,495	1.00	14,754	0	71,868	0	71,868
36-2009-2044001 College of Pharmacy	38,559	0.35	23,184	0.50	15,949	0	77,692	0	77,692
36-2009-2045002 Implementation and evaluation of an inno	20,668	0.19	0	0.00	5,339	0	26,007	0	26,007
36-2009-2047001 College of Pharmacy	15,486	0.13	0	0.00	4,001	0	19,487	0	19,487
36-2009-2048001 College of Pharmacy	10,204	0.09	0	0.00	2,635	0	12,839	0	12,839
36-2009-2050008 College of Pharmacy	11,480	0.10	0	0.00	2,966	0	14,446	0	14,446
36-2009-3003001 College of Pharmacy	30,011	0.25	0	0.00	7,753	0	37,764	0	37,764
37-2001-4001001 COP Pharm Science	0	0.00	48,422	1.00	12,508	0	60,930	0	60,930
37-2005-2033001 Pharmaceutical Sciences	0	0.00	0	0.00	0	0	0	0	0
37-2009-2007001 Olsen Research Account	0	0.00	33,773	1.00	8,724	0	42,497	0	42,497
<b>TOTAL</b>	<b>580,600</b>	<b>5.52</b>	<b>669,035</b>	<b>15.31</b>	<b>322,805</b>	<b>0</b>	<b>1,572,440</b>	<b>0</b>	<b>1,572,440</b>

**UNMC-Auxiliary-739 Auxiliaries & Services/Restricted**

COST OBJECT	Dollar	FACULTY	NON FACULTY		EMPLOYEE BENEFITS	PERSONAL SERVICE CREDITS	TOTAL PERSONAL SERVICES	TOTAL OPERATING EXPENSES	TOTAL
		FTE	Dollar	FTE					
33-2001-0021 Antiviral Pharmacology	0	0.00	43,500	1.00	12,151	0	55,651	0	55,651
33-2001-0030 Course Fees	0	0.00	34,490	0.80	9,634	0	44,124	0	44,124
33-2001-0033 Therapeutic Vision II	0	0.00	63,562	1.50	17,753	0	81,315	0	81,315
33-2051-0316 Nanomaterials Core Lab	0	0.00	23,500	0.50	6,564	0	30,064	0	30,064
33-2051-0866 Nanoimaging Facility	64,890	0.53	0	0.00	18,125	0	83,015	0	83,015
<b>TOTAL</b>	<b>64,890</b>	<b>0.53</b>	<b>165,052</b>	<b>3.80</b>	<b>64,227</b>	<b>0</b>	<b>294,169</b>	<b>0</b>	<b>294,169</b>

**SUB PROGRAM TOTAL    4,162,224            37    2,875,681            56    1,583,729            0    8,621,634            153,862            8,775,496**

**SUBPROGRAM #/NAME: 22 Other Instruction or Research**

**UNMC-State General Fund-731 State & University Generated/Unrestricted**

COST OBJECT	Dollar	FACULTY	NON FACULTY		EMPLOYEE BENEFITS	PERSONAL SERVICE CREDITS	TOTAL PERSONAL SERVICES	TOTAL OPERATING EXPENSES	TOTAL
		FTE	Dollar	FTE					
31-2211-0004 Chancellor Program Devel	224,355	0.00	301,553	0.00	0	0	525,908	0	525,908
31-2213-0109 Community Partnership Funding	0	0.00	48,812	0.00	0	0	48,812	0	48,812
31-2213-0119 Campus Reallocation	1,086,955	0.00	98,429	0.00	0	0	1,185,384	106,635	1,292,019
31-2213-0200 Int'l Health & Medical Education	0	0.00	52,554	2.10	25,117	0	77,671	0	77,671
31-2213-0500 Faculty Outstanding Performance Stipend	311,449	0.00	0	0.00	0	0	311,449	0	311,449
31-2217-0004 Radiation Safety	0	0.00	245,898	6.81	89,949	0	335,847	26,388	362,235
31-2217-0024 Radiation Waste Disposal	0	0.00	0	0.00	0	0	0	16,275	16,275
31-2217-0054 Chemical Safety	0	0.00	213,910	4.50	54,858	0	268,768	6,550	275,318
31-2217-0104 Chem/Rad Spill Response Team	0	0.00	0	0.00	0	0	0	4,000	4,000
31-2299-0405 Academic Support Services	0	0.00	0	0.00	0	0	0	148,952	148,952
<b>TOTAL</b>	<b>1,622,759</b>	<b>0.00</b>	<b>961,156</b>	<b>13.41</b>	<b>169,924</b>	<b>0</b>	<b>2,753,839</b>	<b>308,800</b>	<b>3,062,639</b>

**UNMC-State General Fund-731 Cash & Student Contracts/Designated**

COST OBJECT	Dollar	FACULTY	NON FACULTY		EMPLOYEE BENEFITS	PERSONAL SERVICE CREDITS	TOTAL PERSONAL SERVICES	TOTAL OPERATING EXPENSES	TOTAL
		FTE	Dollar	FTE					
31-2215-0014 Unbudgeted O/H Income	0	0.00	0	0.00	0	0	0	22,775,000	22,775,000
<b>TOTAL</b>	<b>0</b>	<b>0.00</b>	<b>0</b>	<b>0.00</b>	<b>0</b>	<b>0</b>	<b>0</b>	<b>22,775,000</b>	<b>22,775,000</b>

COST OBJECT LISTING BY SUB PROGRAM  
2014-2015 GENERAL OPERATING BUDGET  
UNIVERSITY OF NEBRASKA MEDICAL CENTER

<b>SUB PROGRAM TOTAL</b>	<b>1,622,759</b>	<b>0</b>	<b>961,156</b>	<b>13</b>	<b>169,924</b>	<b>0</b>	<b>2,753,839</b>	<b>23,083,800</b>	<b>25,837,639</b>
--------------------------	------------------	----------	----------------	-----------	----------------	----------	------------------	-------------------	-------------------

**SUBPROGRAM #/NAME: 23 Student Aid**

**UNMC-State General Fund-731 State & University Generated/Unrestricted**

COST OBJECT	Dollar	FACULTY FTE	NON FACULTY Dollar	FTE	EMPLOYEE BENEFITS	PERSONAL SERVICE CREDITS	TOTAL PERSONAL SERVICES	TOTAL OPERATING EXPENSES	TOTAL
31-2313-0001 University Tuition Assistance Grants	0	0.00	0	0.00	0	0	0	185,813	185,813
31-2313-0003 University Opportunities Grants	0	0.00	0	0.00	0	0	0	89,741	89,741
31-2313-0007 Collegebound Nebraska	0	0.00	0	0.00	0	0	0	100,470	100,470
<b>TOTAL</b>	<b>0</b>	<b>0.00</b>	<b>0</b>	<b>0.00</b>	<b>0</b>	<b>0</b>	<b>0</b>	<b>376,024</b>	<b>376,024</b>
<b>SUB PROGRAM TOTAL</b>	<b>0</b>	<b>0</b>	<b>0</b>	<b>0</b>	<b>0</b>	<b>0</b>	<b>0</b>	<b>376,024</b>	<b>376,024</b>

**SUBPROGRAM #/NAME: 24 International Programs**

**UNMC-Auxiliary-739 Auxiliaries & Services/Restricted**

COST OBJECT	Dollar	FACULTY FTE	NON FACULTY Dollar	FTE	EMPLOYEE BENEFITS	PERSONAL SERVICE CREDITS	TOTAL PERSONAL SERVICES	TOTAL OPERATING EXPENSES	TOTAL
33-2405-0010 VISA Processing Fees	0	0.00	206,116	3.90	57,572	0	263,688	44,672	308,360
<b>TOTAL</b>	<b>0</b>	<b>0.00</b>	<b>206,116</b>	<b>3.90</b>	<b>57,572</b>	<b>0</b>	<b>263,688</b>	<b>44,672</b>	<b>308,360</b>
<b>SUB PROGRAM TOTAL</b>	<b>0</b>	<b>0</b>	<b>206,116</b>	<b>4</b>	<b>57,572</b>	<b>0</b>	<b>263,688</b>	<b>44,672</b>	<b>308,360</b>

**SUBPROGRAM #/NAME: 25 Instruction Budget Adjustments**

**UNMC-State General Fund-731 State & University Generated/Unrestricted**

COST OBJECT	Dollar	FACULTY FTE	NON FACULTY Dollar	FTE	EMPLOYEE BENEFITS	PERSONAL SERVICE CREDITS	TOTAL PERSONAL SERVICES	TOTAL OPERATING EXPENSES	TOTAL
31-2599-0218 Academic Project Support	1,558,891	8.00	0	0.00	3,966,443	0	5,525,334	323,615	5,848,949
31-2599-0220 Faculty Diversity Funding	1,652,460	0.00	0	0.00	0	0	1,652,460	0	1,652,460
31-2599-0240 Mandatory Remissions	0	0.00	0	0.00	0	0	0	13,928	13,928
31-2599-1000 FY Temp Budget Reduction	0	0.00	0	0.00	0	0	0	-806,749	-806,749
31-2599-3000 Info System Reallocation	645,486	0.00	209,596	0.00	0	0	855,082	193,046	1,048,128
31-2599-4000 Enrollment Management	1,178,637	0.00	0	0.00	0	0	1,178,637	123,159	1,301,796
<b>TOTAL</b>	<b>5,035,474</b>	<b>8.00</b>	<b>209,596</b>	<b>0.00</b>	<b>3,966,443</b>	<b>0</b>	<b>9,211,513</b>	<b>-153,001</b>	<b>9,058,512</b>
<b>SUB PROGRAM TOTAL</b>	<b>5,035,474</b>	<b>8</b>	<b>209,596</b>	<b>0</b>	<b>3,966,443</b>	<b>0</b>	<b>9,211,513</b>	<b>-153,001</b>	<b>9,058,512</b>

**SUBPROGRAM #/NAME: 26 Continuing Studies and Public Services**

**UNMC-State General Fund-731 Revolving/Designated**

COST OBJECT	Dollar	FACULTY FTE	NON FACULTY Dollar	FTE	EMPLOYEE BENEFITS	PERSONAL SERVICE CREDITS	TOTAL PERSONAL SERVICES	TOTAL OPERATING EXPENSES	TOTAL
32-2601-0001 General Operating	0	0.00	36,004	1.00	10,308	0	46,312	0	46,312
32-2602-0101 General Operating - Medicine	0	0.00	0	0.00	0	0	0	680,000	680,000
32-2602-0301 College of Medicine Support	0	0.00	175,929	3.23	50,372	0	226,301	0	226,301
32-2602-0401 Cont Ed Mediated Instruction	0	0.00	0	0.00	0	0	0	9,600	9,600
32-2602-0601 Cont Ed NHS	0	0.00	0	0.00	0	0	0	40,000	40,000
32-2602-0701 Cont Ed Rounds	0	0.00	0	0.00	0	0	0	28,000	28,000
32-2602-0801 Cont Ed Outreach	0	0.00	0	0.00	0	0	0	50,000	50,000
32-2603-0301 Emergency Medical Services-General	0	0.00	0	0.00	0	0	0	48,000	48,000
32-2604-0201 Pharmacy/Dentistry/Allied Health-General	0	0.00	0	0.00	0	0	0	42,900	42,900
32-2605-0101 Continuing Education - Personnel	0	0.00	913,611	16.77	261,580	0	1,175,191	124,070	1,299,261

COST OBJECT LISTING BY SUB PROGRAM  
2014-2015 GENERAL OPERATING BUDGET  
UNIVERSITY OF NEBRASKA MEDICAL CENTER

**SUBPROGRAM #/NAME: 26 Continuing Studies and Public Services**

**UNMC-State General Fund-731 Revolving/Designated**

COST OBJECT	Dollar	FACULTY	NON FACULTY		EMPLOYEE BENEFITS	PERSONAL	TOTAL	TOTAL	TOTAL
		FTE	Dollar	FTE		SERVICE CREDITS	PERSONAL SERVICES	OPERATING EXPENSES	
32-2693-1300 College of Nursing	72,275	0.50	41,794	0.80	32,660	0	146,729	0	146,729
32-2693-1301 Cont Ed - Nursing Misc	0	0.00	83,925	1.50	24,030	0	107,955	0	107,955
32-2693-1303 Every Woman Matters Conference	62,643	0.80	73,600	1.50	39,007	0	175,250	0	175,250
32-2693-1304 Pharmacology Conference for Nurse Pract	0	0.00	76,291	1.50	21,845	0	98,136	0	98,136
32-2699-0218 Permanent Budget Adj	0	0.00	0	0.00	0	0	0	4,015,156	4,015,156
<b>TOTAL</b>	<b>134,918</b>	<b>1.30</b>	<b>1,401,154</b>	<b>26.30</b>	<b>439,802</b>	<b>0</b>	<b>1,975,874</b>	<b>5,037,726</b>	<b>7,013,600</b>
<b>SUB PROGRAM TOTAL</b>	<b>134,918</b>	<b>1</b>	<b>1,401,154</b>	<b>26</b>	<b>439,802</b>	<b>0</b>	<b>1,975,874</b>	<b>5,037,726</b>	<b>7,013,600</b>

**SUBPROGRAM #/NAME: 29 Academic Computing Support**

**UNMC-State General Fund-731 State & University Generated/Unrestricted**

COST OBJECT	Dollar	FACULTY	NON FACULTY		EMPLOYEE BENEFITS	PERSONAL	TOTAL	TOTAL	TOTAL
		FTE	Dollar	FTE		SERVICE CREDITS	PERSONAL SERVICES	OPERATING EXPENSES	
31-2905-0111 Educational Intranet	0	0.00	814,749	10.85	196,138	0	1,010,887	152,588	1,163,475
31-2905-0221 Learning Env Enhancements	0	0.00	0	0.00	0	0	0	97,048	97,048
31-2905-0300 Sorrell Staff Support	0	0.00	152,651	3.10	36,472	0	189,123	0	189,123
31-2905-0311 Sorrell Operations/Maintenance	0	0.00	0	0.00	0	0	0	479,928	479,928
31-2905-0404 ADIS IT Support	0	0.00	86,237	1.00	18,658	0	104,895	2,000	106,895
31-2911-0200 Supplemental Video Support	0	0.00	159,963	3.25	30,564	0	190,527	0	190,527
<b>TOTAL</b>	<b>0</b>	<b>0.00</b>	<b>1,213,600</b>	<b>18.20</b>	<b>281,832</b>	<b>0</b>	<b>1,495,432</b>	<b>731,564</b>	<b>2,226,996</b>

**UNMC-Auxiliary-739 Auxiliaries & Services/Restricted**

COST OBJECT	Dollar	FACULTY	NON FACULTY		EMPLOYEE BENEFITS	PERSONAL	TOTAL	TOTAL	TOTAL
		FTE	Dollar	FTE		SERVICE CREDITS	PERSONAL SERVICES	OPERATING EXPENSES	
33-2907-0006 Campus Computing Services-Director	0	0.00	2,015,388	29.82	562,929	0	2,578,317	676,606	3,254,923
33-2907-0008 BMC Data SLA Clearinghouse	0	0.00	0	0.00	0	0	0	0	0
33-2907-0011 Sorrell/DRC Maint-Cap	0	0.00	0	0.00	0	0	0	0	0
33-2907-0026 Administrative Support	0	0.00	0	0.00	0	0	0	23,000	23,000
33-2907-0046 Data Inst Svcs	0	0.00	0	0.00	0	0	0	15,000	15,000
33-2907-0086 Data Center Personnel	0	0.00	0	0.00	0	0	0	0	0
33-2907-0096 Hospital Data Center Support	0	0.00	0	0.00	0	0	0	107,000	107,000
33-2907-0106 Wide Area Network	0	0.00	0	0.00	0	0	0	59,000	59,000
33-2907-0146 TONER/CUST FORMS FOR RESALE	0	0.00	0	0.00	0	0	0	1,000	1,000
33-2907-0206 Administrative Computer	0	0.00	422,731	6.00	118,075	0	540,806	19,200	560,006
33-2907-0216 Comp Serv - Technical Services	0	0.00	0	0.00	0	0	0	11,118	11,118
33-2907-0246 Software for Resale	0	0.00	0	0.00	0	0	0	20,000	20,000
33-2907-0276 Mainframe Laser Printer	0	0.00	0	0.00	0	0	0	53,482	53,482
33-2907-0296 Network Group	0	0.00	0	0.00	0	0	0	15,000	15,000
33-2907-0306 NETWORK DATA INFRASTRUCTURE	0	0.00	25,236	0.50	7,049	0	32,285	500,000	532,285
33-2907-0406 Help Desk	0	0.00	0	0.00	0	0	0	5,000	5,000
33-2907-0516 Camp HW/SW	0	0.00	0	0.00	0	0	0	600,000	600,000
33-2907-0526 Shared HW/SW	0	0.00	0	0.00	0	0	0	500,000	500,000
33-2907-0906 Educational Intranet	0	0.00	110,729	1.50	30,928	0	141,657	27,555	169,212
33-2907-0916 Cluster Support	0	0.00	0	0.00	0	0	0	0	0
33-2907-0946 Classroom Enhancements	0	0.00	0	0.00	0	0	0	0	0
33-2907-3416 Workstation Support	0	0.00	0	0.00	0	0	0	20,000	20,000
33-2907-3426 Workstation SLA's	0	0.00	655,673	10.35	183,139	0	838,812	0	838,812
33-2909-0006 Telecom Line Rate Rev/Exp	0	0.00	842,295	11.35	235,267	0	1,077,562	632,000	1,709,562
33-2909-0016 Telecom Capital	0	0.00	340	0.00	0	0	0	250,000	250,000

COST OBJECT LISTING BY SUB PROGRAM  
2014-2015 GENERAL OPERATING BUDGET  
UNIVERSITY OF NEBRASKA MEDICAL CENTER

**SUBPROGRAM #/NAME: 29 Academic Computing Support**

**UNMC-Auxiliary-739 Auxiliaries & Services/Restricted**

COST OBJECT	Dollar	FACULTY	NON FACULTY		EMPLOYEE BENEFITS	PERSONAL	TOTAL	TOTAL	TOTAL
		FTE	Dollar	FTE		SERVICE CREDITS	PERSONAL SERVICES	OPERATING EXPENSES	
33-2909-0026 Telecom Voice/Data Installs	0	0.00	0	0.00	0	0	0	362,000	362,000
33-2909-0106 Telecom Technicians	0	0.00	0	0.00	0	0	0	0	0
33-2909-0206 Telecom LD Calling Crd 800 Number	0	0.00	0	0.00	0	0	0	105,000	105,000
33-2909-0216 Telecom Circuits	0	0.00	0	0.00	0	0	0	620,000	620,000
33-2909-0500 Telecom-Fed Grant Chges	0	0.00	0	0.00	0	0	0	12,500	12,500
33-2911-0046 UNMC AV/Classroom Support	0	0.00	0	0.00	0	0	0	10,000	10,000
33-2911-0316 Video Services Support Services	0	0.00	610,916	12.40	170,638	0	781,554	108,937	890,491
33-2911-0406 Video Production	0	0.00	0	0.00	0	0	0	15,000	15,000
<b>TOTAL</b>	<b>0</b>	<b>0.00</b>	<b>4,682,968</b>	<b>71.92</b>	<b>1,308,025</b>	<b>0</b>	<b>5,990,993</b>	<b>4,768,398</b>	<b>10,759,391</b>
<b>SUB PROGRAM TOTAL</b>	<b>0</b>	<b>0</b>	<b>5,896,568</b>	<b>90</b>	<b>1,589,857</b>	<b>0</b>	<b>7,486,425</b>	<b>5,499,962</b>	<b>12,986,387</b>

**SUBPROGRAM #/NAME: 30 Rural Health Education Network**

**UNMC-State General Fund-731 State & University Generated/Unrestricted**

COST OBJECT	Dollar	FACULTY	NON FACULTY		EMPLOYEE BENEFITS	PERSONAL	TOTAL	TOTAL	TOTAL
		FTE	Dollar	FTE		SERVICE CREDITS	PERSONAL SERVICES	OPERATING EXPENSES	
31-3015-0051 RHEL Distance Center	0	0.00	43,269	1.00	0	0	43,269	0	43,269
<b>TOTAL</b>	<b>0</b>	<b>0.00</b>	<b>43,269</b>	<b>1.00</b>	<b>0</b>	<b>0</b>	<b>43,269</b>	<b>0</b>	<b>43,269</b>
<b>SUB PROGRAM TOTAL</b>	<b>0</b>	<b>0</b>	<b>43,269</b>	<b>1</b>	<b>0</b>	<b>0</b>	<b>43,269</b>	<b>0</b>	<b>43,269</b>

**SUBPROGRAM #/NAME: 32 Research Initiative**

**UNMC-State General Fund-731 State & University Generated/Unrestricted**

COST OBJECT	Dollar	FACULTY	NON FACULTY		EMPLOYEE BENEFITS	PERSONAL	TOTAL	TOTAL	TOTAL
		FTE	Dollar	FTE		SERVICE CREDITS	PERSONAL SERVICES	OPERATING EXPENSES	
31-3205-0002 Biotechnology	0	0.00	0	0.00	0	0	0	0	0
31-3205-0102 Structural Biology Core Lab	0	0.00	0	0.00	0	0	0	0	0
31-3205-0122 Computer Modeling Facility	0	0.00	0	0.00	0	0	0	0	0
31-3205-0142 Cell Production Unit	0	0.00	0	0.00	0	0	0	0	0
31-3205-0162 Nuclear Magnetic Resonance Core	0	0.00	0	0.00	0	0	0	0	0
31-3205-0182 Cell Analysis Core Facility	0	0.00	0	0.00	0	0	0	0	0
31-3205-0302 Hyridoma Core Facility-Johnson	0	0.00	0	0.00	0	0	0	0	0
31-3205-0332 Transgenic Mouse Facility - Salbaum	0	0.00	0	0.00	0	0	0	0	0
31-3205-0655 Bioimaging Facility-Boska	0	0.00	0	0.00	0	0	0	0	0
31-3205-0660 High Throughput DNA Seq/Genot Core Fac-E	0	0.00	0	0.00	0	0	0	0	0
31-3205-0780 Mass Spectrometry	0	0.00	0	0.00	0	0	0	0	0
31-3205-0840 Electron Microscopy - Todd	0	0.00	0	0.00	0	0	0	0	0
31-3205-0842 Upgrade Illumina GA11x Next Gen-Eudy	0	0.00	0	0.00	0	0	0	0	0
31-3205-0844 Bioinformatics Core	0	0.00	0	0.00	0	0	0	0	0
31-3205-0850 Epigenomics Core Facility	0	0.00	0	0.00	0	0	0	0	0
31-3205-0854 Nebraska Biobank	0	0.00	0	0.00	0	0	0	0	0
31-3205-0858 Larson Nebraska Rsch Init 2012	0	0.00	0	0.00	0	0	0	0	0
31-3205-0859 Kielian Nebraska Rsch Init 2012	0	0.00	0	0.00	0	0	0	0	0
31-3205-0860 NRI-Musculokeletal Pain	0	0.00	0	0.00	0	0	0	0	0
31-3205-0861 Padanilam Nebraska Rsch Init 2012	0	0.00	0	0.00	0	0	0	0	0
31-3205-0862 Luo Nebraska Rsch Init 2012	0	0.00	0	0.00	0	0	0	0	0
31-3205-0863 Natarajan Nebraska Rsch Init 2012	0	0.00	0	0.00	0	0	0	0	0
31-3205-0865 Siu Nebraska Rsch Init 2012	0	0.00	0	0.00	0	0	0	0	0

COST OBJECT LISTING BY SUB PROGRAM  
2014-2015 GENERAL OPERATING BUDGET  
UNIVERSITY OF NEBRASKA MEDICAL CENTER

**SUBPROGRAM #/NAME: 32 Research Initiative**

**UNMC-State General Fund-731 State & University Generated/Unrestricted**

COST OBJECT	Dollar	FACULTY	NON FACULTY		EMPLOYEE BENEFITS	PERSONAL SERVICE CREDITS	TOTAL PERSONAL SERVICES	TOTAL OPERATING EXPENSES	TOTAL
		FTE	Dollar	FTE					
31-3205-0866	Huang Nebraska Rsch Init 2012	0	0.00	0	0.00	0	0	0	0
31-3205-0867	Pendyala Nebraska Rsch Init 2012	0	0.00	0	0.00	0	0	0	0
31-3205-0868	Dunavesky Nebraska Rsch Init 2012	0	0.00	0	0.00	0	0	0	0
31-3205-0869	LaGrange Nebraska Rsch Init 2012	0	0.00	0	0.00	0	0	0	0
31-3205-0871	MacTaggart Nebr Rsch Init 2012-UNMC	0	0.00	0	0.00	0	0	0	0
31-3205-0872	Fey Nebraska Rsch Init 2012	0	0.00	0	0.00	0	0	0	0
31-3205-0875	Singh Nebraska Rsch Init 2013-2015	0	0.00	0	0.00	0	0	0	0
31-3205-0876	Jain Nebraska Rsch Init 2013-2015	0	0.00	0	0.00	0	0	0	0
31-3205-0882	Robotic Tech for Diagnostic Endoscopy	0	0.00	0	0.00	0	0	0	0
31-3205-5000	Tumor Targeted Drugs for PCI and MR	0	0.00	0	0.00	0	0	0	0
31-3205-5004	POC-Gendelman NanoArt	0	0.00	0	0.00	0	0	0	0
31-3205-5005	POC-Batra NRI 2013	0	0.00	0	0.00	0	0	0	0
31-3205-5007	Vennerstrom 2014 NRI POC	0	0.00	0	0.00	0	0	0	0
<b>TOTAL</b>		<b>0</b>	<b>0.00</b>	<b>0</b>	<b>0.00</b>	<b>0</b>	<b>0</b>	<b>0</b>	<b>0</b>
<b>SUB PROGRAM TOTAL</b>		<b>0</b>	<b>0</b>	<b>0</b>	<b>0</b>	<b>0</b>	<b>0</b>	<b>0</b>	<b>0</b>

**SUBPROGRAM #/NAME: 33 Physical Plant Administration**

**UNMC-State General Fund-731 State & University Generated/Unrestricted**

COST OBJECT	Dollar	FACULTY	NON FACULTY		EMPLOYEE BENEFITS	PERSONAL SERVICE CREDITS	TOTAL PERSONAL SERVICES	TOTAL OPERATING EXPENSES	TOTAL	
		FTE	Dollar	FTE						
31-3305-0004	Physical Plant Admin	0	0.00	447,081	6.54	137,896	0	584,977	31,558	616,535
31-3305-0014	Architectural / Engineering	0	0.00	111,237	0.81	27,040	0	138,277	4,507	142,784
31-3307-0006	Deferred Maintenance	0	0.00	0	0.00	0	0	0	289,770	289,770
31-3309-0006	Building Repairs & Maintenance	0	0.00	2,487,698	42.10	708,995	0	3,196,693	631,637	3,828,330
31-3309-0016	Physical Plant	0	0.00	0	0.00	0	0	0	142,224	142,224
31-3309-0036	Fume Hood Maint & Repair	0	0.00	75,260	1.00	18,665	0	93,925	0	93,925
31-3311-0006	Grounds	0	0.00	371,857	12.50	105,979	0	477,836	71,227	549,063
31-3313-0006	Security	0	0.00	611,026	58.00	86,993	0	698,019	76,489	774,508
31-3313-0016	Security Dispatch	0	0.00	0	10.50	0	0	0	0	0
31-3331-0001	Purchased Utilities	0	0.00	0	0.00	0	0	0	12,365,362	12,365,362
31-3331-0006	Steam Generation	0	0.00	1,379,626	21.59	340,760	0	1,720,386	115,190	1,835,576
31-3331-0016	A/C-Supplies/Repair/Steam	0	0.00	0	0.00	0	0	0	0	0
31-3331-0116	Chilled Water	0	0.00	63,184	0.58	15,668	0	78,852	0	78,852
31-3331-0126	Electrical R & M	0	0.00	75,947	0.58	18,835	0	94,782	0	94,782
31-3331-0146	Utility Ops Repair & Maintenance	0	0.00	73,288	1.00	18,175	0	91,463	0	91,463
31-3333-0006	Communications Center	0	0.00	179,049	0.00	51,028	0	230,077	0	230,077
31-3399-0089	Prior Year Utility Balance	0	0.00	0	0.00	0	0	0	50,138	50,138
<b>TOTAL</b>		<b>0</b>	<b>0.00</b>	<b>5,875,253</b>	<b>155.20</b>	<b>1,530,034</b>	<b>0</b>	<b>7,405,287</b>	<b>13,778,102</b>	<b>21,183,389</b>

**UNMC-Auxiliary-739 Auxiliaries & Services/Restricted**

COST OBJECT	Dollar	FACULTY	NON FACULTY		EMPLOYEE BENEFITS	PERSONAL SERVICE CREDITS	TOTAL PERSONAL SERVICES	TOTAL OPERATING EXPENSES	TOTAL	
		FTE	Dollar	FTE						
33-3305-0005	Research Area Repairs	0	0.00	0	0.00	0	0	17,969	17,969	
33-3331-0003	Utilities Expense for Former bank buildi	0	0.00	0	0.00	0	0	3,800	3,800	
33-3331-0256	OPPD Schedule Savings-Revolving	0	0.00	430,945	4.00	120,370	0	551,315	280,669	831,984
33-3331-0396	State Energy Project	0	0.00	0	0.00	0	0	0	245,000	245,000
33-3351-0206	Maint Dept-Contractors	0	0.00	79,921	1.00	22,323	0	102,244	46,277	148,521
33-3351-0706	Job Pool- Grounds	0	0.00	380,897	10.00	106,391	0	487,288	303,401	790,689

COST OBJECT LISTING BY SUB PROGRAM  
2014-2015 GENERAL OPERATING BUDGET  
UNIVERSITY OF NEBRASKA MEDICAL CENTER

**SUBPROGRAM #/NAME: 33 Physical Plant Administration**

**UNMC-Auxiliary-739 Auxiliaries & Services/Restricted**

COST OBJECT	Dollar	FACULTY	NON FACULTY		EMPLOYEE BENEFITS	PERSONAL SERVICE CREDITS	TOTAL PERSONAL SERVICES	TOTAL OPERATING EXPENSES	TOTAL
		FTE	Dollar	FTE					
33-3351-0726 Job Pool- Plumbers	0	0.00	76,294	1.00	21,311	0	97,605	138,105	235,710
33-3351-0746 Job Pool- Maintenance	0	0.00	261,622	5.00	73,076	0	334,698	298,262	632,960
33-3351-0766 Job Pool- Masons	0	0.00	0	0.00	0	0	0	10,460	10,460
33-3351-0786 Job Pool- Painters	0	0.00	0	0.00	0	0	0	13,770	13,770
33-3351-0806 Job Pool- Electricians	0	0.00	585,212	10.00	163,458	0	748,670	396,441	1,145,111
33-3351-0826 Job Pool- Carpenters	0	0.00	192,644	4.00	53,808	0	246,452	128,459	374,911
33-3351-0846 Job Pool-Control & Refrig	0	0.00	253,186	4.00	70,718	0	323,904	269,537	593,441
33-3351-0886 Job Pool- Design	0	0.00	1,157,905	14.90	323,422	0	1,481,327	369,271	1,850,598
33-3351-0906 Job Pool- Preventive Main	0	0.00	524,426	10.00	146,481	0	670,907	296,210	967,117
33-3351-0916 Refrigeration Shop	0	0.00	673,338	13.00	188,074	0	861,412	418,252	1,279,664
33-3351-0926 FMP Building Engineers	0	0.00	602,104	12.00	168,178	0	770,282	349,240	1,119,522
33-3353-0016 TNMC Electrical Projects	0	0.00	0	0.00	0	0	0	375,000	375,000
33-3353-0046 Physical Plant-Sign Shop	0	0.00	0	0.00	0	0	0	18,904	18,904
33-3353-0076 FY 2012 Bill Backs	0	0.00	0	0.00	0	0	0	587,198	587,198
33-3353-0216 EMCS	0	0.00	0	0.00	0	0	0	1,250	1,250
33-3353-0256 Damaged Motors Cost Recovery	0	0.00	0	0.00	0	0	0	1,750	1,750
33-3353-0296 Fire Alarm Renovations & Repairs	0	0.00	0	0.00	0	0	0	2,925	2,925
33-3353-0350 Project Support	0	0.00	0	0.00	0	0	0	0	0
33-3353-3346 Trades Activity NMC side	0	0.00	0	0.00	0	0	0	213,139	213,139
33-3353-5020 Refrigeration Alarm Repairs	0	0.00	0	0.00	0	0	0	74,334	74,334
33-3353-5027 Cancer Center Prep Expenses	0	0.00	0	0.00	0	0	0	293,642	293,642
33-3353-5030 Fire Alarm Install Univ Tower	0	0.00	0	0.00	0	0	0	450,000	450,000
<b>TOTAL</b>	<b>0</b>	<b>0.00</b>	<b>5,218,494</b>	<b>88.90</b>	<b>1,457,610</b>	<b>0</b>	<b>6,676,104</b>	<b>5,603,265</b>	<b>12,279,369</b>
<b>SUB PROGRAM TOTAL</b>	<b>0</b>	<b>0</b>	<b>11,093,747</b>	<b>244</b>	<b>2,987,644</b>	<b>0</b>	<b>14,081,391</b>	<b>19,381,367</b>	<b>33,462,758</b>

**SUBPROGRAM #/NAME: 38 Other Plant Operations & Maintenance**

**UNMC-State General Fund-731 State & University Generated/Unrestricted**

COST OBJECT	Dollar	FACULTY	NON FACULTY		EMPLOYEE BENEFITS	PERSONAL SERVICE CREDITS	TOTAL PERSONAL SERVICES	TOTAL OPERATING EXPENSES	TOTAL
		FTE	Dollar	FTE					
31-3805-0808 Custodial Salaries	0	0.00	2,741,827	96.57	781,421	0	3,523,248	0	3,523,248
<b>TOTAL</b>	<b>0</b>	<b>0.00</b>	<b>2,741,827</b>	<b>96.57</b>	<b>781,421</b>	<b>0</b>	<b>3,523,248</b>	<b>0</b>	<b>3,523,248</b>
<b>SUB PROGRAM TOTAL</b>	<b>0</b>	<b>0</b>	<b>2,741,827</b>	<b>97</b>	<b>781,421</b>	<b>0</b>	<b>3,523,248</b>	<b>0</b>	<b>3,523,248</b>

**SUBPROGRAM #/NAME: 41 Executive Administration**

**UNMC-State General Fund-731 State & University Generated/Unrestricted**

COST OBJECT	Dollar	FACULTY	NON FACULTY		EMPLOYEE BENEFITS	PERSONAL SERVICE CREDITS	TOTAL PERSONAL SERVICES	TOTAL OPERATING EXPENSES	TOTAL
		FTE	Dollar	FTE					
31-4101-0004 Chancellor	0	0.00	959,543	3.40	227,434	0	1,186,977	173,503	1,360,480
31-4101-0024 Vice Chancellor for External Affairs	0	0.00	286,811	2.00	71,129	0	357,940	3,338	361,278
31-4103-0024 Vice Chancellor-Faculty Governance	0	0.00	0	0.00	0	0	0	6,476	6,476
<b>TOTAL</b>	<b>0</b>	<b>0.00</b>	<b>1,246,354</b>	<b>5.40</b>	<b>298,563</b>	<b>0</b>	<b>1,544,917</b>	<b>183,317</b>	<b>1,728,234</b>

**UNMC-Federal Letter of Credit-736 Federal/Restricted**

COST OBJECT	Dollar	FACULTY FTE	NON FACULTY Dollar	NON FACULTY FTE	EMPLOYEE BENEFITS	PERSONAL SERVICE CREDITS	TOTAL PERSONAL SERVICES	TOTAL OPERATING EXPENSES	TOTAL

COST OBJECT LISTING BY SUB PROGRAM  
2014-2015 GENERAL OPERATING BUDGET  
UNIVERSITY OF NEBRASKA MEDICAL CENTER

**SUBPROGRAM #/NAME: 41 Executive Administration**

**UNMC-Federal Letter of Credit-736 Federal/Restricted**

COST OBJECT	Dollar	FACULTY	NON FACULTY		EMPLOYEE BENEFITS	PERSONAL SERVICE CREDITS	TOTAL PERSONAL SERVICES	TOTAL OPERATING EXPENSES	TOTAL
		FTE	Dollar	FTE					
34-4101-1005001 Chancellor	68,992	0.75	4,878	0.10	17,752	0	91,622	0	91,622
34-4101-1005201 Building Bridges: Health Science Educati	0	0.00	13,560	0.25	3,259	0	16,819	0	16,819
<b>TOTAL</b>	<b>68,992</b>	<b>0.75</b>	<b>18,438</b>	<b>0.35</b>	<b>21,011</b>	<b>0</b>	<b>108,441</b>	<b>0</b>	<b>108,441</b>

**UNMC-Trust-Grant/Cont/Loan/End-738 Trust/Restricted**

COST OBJECT	Dollar	FACULTY	NON FACULTY		EMPLOYEE BENEFITS	PERSONAL SERVICE CREDITS	TOTAL PERSONAL SERVICES	TOTAL OPERATING EXPENSES	TOTAL
		FTE	Dollar	FTE					
37-4101-6002001 Nonstate Salary Support	0	0.00	29,059	0.12	7,507	0	36,566	0	36,566
37-4101-6004001 Chancellor's Office	0	0.00	250,000	1.00	64,579	0	314,579	0	314,579
<b>TOTAL</b>	<b>0</b>	<b>0.00</b>	<b>279,059</b>	<b>1.12</b>	<b>72,086</b>	<b>0</b>	<b>351,145</b>	<b>0</b>	<b>351,145</b>

**SUB PROGRAM TOTAL      68,992      1      1,543,851      7      391,660      0      2,004,503      183,317      2,187,820**

**SUBPROGRAM #/NAME: 42 Student Services**

**UNMC-State General Fund-731 State & University Generated/Unrestricted**

COST OBJECT	Dollar	FACULTY	NON FACULTY		EMPLOYEE BENEFITS	PERSONAL SERVICE CREDITS	TOTAL PERSONAL SERVICES	TOTAL OPERATING EXPENSES	TOTAL
		FTE	Dollar	FTE					
31-4203-0100 Director of Student Affairs	0	0.00	919,265	17.98	213,476	0	1,132,741	0	1,132,741
31-4207-0004 Academic Records	0	0.00	0	0.00	0	0	0	0	0
31-4207-0054 Student Services 800 Number	0	0.00	0	0.00	0	0	0	0	0
31-4209-0014 Director of Student Services	0	0.00	0	0.00	0	0	0	53,564	53,564
31-4209-3004 COSTSHARING/ 36-0115-1004-001	0	0.00	0	0.00	0	0	0	0	0
31-4209-3005 COSTSHARING/ 36-0115-1005-001	0	0.00	21,310	0.26	5,286	0	26,596	0	26,596
31-4213-0004 Student Counseling Center	0	0.00	227,543	3.26	37,721	0	265,264	3,677	268,941
31-4213-3003 COSTSHARING/ 36-0115-1004-001	0	0.00	0	0.00	0	0	0	0	0
31-4213-3004 COSTSHARING/ 36-0115-1005-001	0	0.00	6,070	0.05	1,506	0	7,576	0	7,576
31-4215-0004 Financial Aid	0	0.00	0	0.00	0	0	0	0	0
31-4215-0034 Student Fin Services	0	0.00	0	0.00	0	0	0	0	0
31-4217-0006 Student Health	0	0.00	0	0.00	0	0	0	31,685	31,685
31-4219-0004 Special Programs	0	0.00	0	0.00	0	0	0	13,000	13,000
31-4219-0024 Student Services - Community Academy	0	0.00	0	0.00	0	0	0	0	0
31-4219-0040 SIS Implementation	0	0.00	2,944	4.58	0	0	2,944	0	2,944
31-4221-0004 Minority Student Affairs / Dean Flechs	0	0.00	4,000	0.06	0	0	4,000	29,287	33,287
31-4221-3006 COSTSHARING/ 36-0115-1004-001	0	0.00	0	0.00	0	0	0	0	0
31-4221-3007 COSTSHARING/ 36-0115-1005-001	0	0.00	12,091	0.20	2,998	0	15,089	0	15,089
31-4223-0004 Commencement	0	0.00	0	0.00	0	0	0	16,226	16,226
31-4225-0004 Student Loan Accounting	0	0.00	0	0.00	0	0	0	23,644	23,644
<b>TOTAL</b>	<b>0</b>	<b>0.00</b>	<b>1,193,223</b>	<b>26.38</b>	<b>260,987</b>	<b>0</b>	<b>1,454,210</b>	<b>171,083</b>	<b>1,625,293</b>

**UNMC-Federal Letter of Credit-736 Federal/Restricted**

COST OBJECT	Dollar	FACULTY	NON FACULTY		EMPLOYEE BENEFITS	PERSONAL SERVICE CREDITS	TOTAL PERSONAL SERVICES	TOTAL OPERATING EXPENSES	TOTAL
		FTE	Dollar	FTE					
34-4215-5014024 Pell Grant Program	0	0.00	0	0.00	0	0	0	550,000	550,000
<b>TOTAL</b>	<b>0</b>	<b>0.00</b>	<b>0</b>	<b>0.00</b>	<b>0</b>	<b>0</b>	<b>0</b>	<b>550,000</b>	<b>550,000</b>

**UNMC-Trust-Grant/Cont/Loan/End-738 Trust/Restricted**

COST OBJECT	Dollar	FACULTY	NON FACULTY		EMPLOYEE BENEFITS	PERSONAL SERVICE CREDITS	TOTAL PERSONAL SERVICES	TOTAL OPERATING EXPENSES	TOTAL
		FTE	Dollar	FTE					



COST OBJECT LISTING BY SUB PROGRAM  
2014-2015 GENERAL OPERATING BUDGET  
UNIVERSITY OF NEBRASKA MEDICAL CENTER

**SUBPROGRAM #/NAME: 42 Student Services**

**UNMC-Trust-Grant/Cont/Loan/End-738 Trust/Restricted**

COST OBJECT	Dollar	FACULTY	NON FACULTY		EMPLOYEE BENEFITS	PERSONAL SERVICE CREDITS	TOTAL PERSONAL SERVICES	TOTAL OPERATING EXPENSES	TOTAL
		FTE	Dollar	FTE					
37-4209-4001001 Record Keeping Funds	0	0.00	9,113	0.36	2,354	0	11,467	0	11,467
<b>TOTAL</b>	<b>0</b>	<b>0.00</b>	<b>9,113</b>	<b>0.36</b>	<b>2,354</b>	<b>0</b>	<b>11,467</b>	<b>0</b>	<b>11,467</b>

**UNMC-Auxiliary-739 Auxiliaries & Services/Restricted**

COST OBJECT	Dollar	FACULTY	NON FACULTY		EMPLOYEE BENEFITS	PERSONAL SERVICE CREDITS	TOTAL PERSONAL SERVICES	TOTAL OPERATING EXPENSES	TOTAL
		FTE	Dollar	FTE					
33-4252-0046 Student Health	63,861	0.48	114,264	2.65	49,753	0	227,878	263,625	491,503
<b>TOTAL</b>	<b>63,861</b>	<b>0.48</b>	<b>114,264</b>	<b>2.65</b>	<b>49,753</b>	<b>0</b>	<b>227,878</b>	<b>263,625</b>	<b>491,503</b>

<b>SUB PROGRAM TOTAL</b>	<b>63,861</b>	<b>0</b>	<b>1,316,600</b>	<b>29</b>	<b>313,094</b>	<b>0</b>	<b>1,693,555</b>	<b>984,708</b>	<b>2,678,263</b>
--------------------------	---------------	----------	------------------	-----------	----------------	----------	------------------	----------------	------------------

**SUBPROGRAM #/NAME: 43 Business and Finance**

**UNMC-State General Fund-731 State & University Generated/Unrestricted**

COST OBJECT	Dollar	FACULTY	NON FACULTY		EMPLOYEE BENEFITS	PERSONAL SERVICE CREDITS	TOTAL PERSONAL SERVICES	TOTAL OPERATING EXPENSES	TOTAL
		FTE	Dollar	FTE					
31-4301-0014 Vice Chancellor Bus / Fin	0	0.00	278,356	1.90	68,967	0	347,323	9,110	356,433
31-4301-0034 Director Health Planning & Policy	0	0.00	0	0.50	0	0	0	0	0
31-4301-0044 Asst Vice Chancellor Bus/Fin	0	0.00	412,291	3.99	79,399	0	491,690	47,653	539,343
31-4301-0054 Preparedness	0	0.00	89,890	1.00	22,294	0	112,184	0	112,184
31-4301-0064 Recycling	0	0.00	61,605	1.93	17,557	0	79,162	0	79,162
31-4301-0074 NSRI-UNMC OPERATIONS	0	0.00	0	2.80	0	0	0	0	0
31-4305-0004 Accounting and Business Systems Developm	0	0.00	209,653	2.50	44,670	0	254,323	11,632	265,955
31-4307-0004 General Accounting Office (GAO)	0	0.00	205,137	4.00	50,874	0	256,011	18,771	274,782
31-4307-0014 Payroll	0	0.00	133,227	3.00	33,040	0	166,267	5,800	172,067
31-4307-0024 Accounts Payable	0	0.00	280,736	6.50	69,622	0	350,358	16,683	367,041
31-4307-0034 Cashiering	0	0.00	25,643	0.69	6,359	0	32,002	14,112	46,114
31-4313-0004 Budget Office	0	0.00	550,805	6.80	97,454	0	648,259	12,508	660,767
31-4313-0014 Federal R&A Recovery	0	0.00	13,009	1.25	11,143	0	24,152	6,583	30,735
31-4313-0024 Finance Controls & Compliance	0	0.00	110,048	3.52	44,740	0	154,788	0	154,788
31-4313-0050 Infrastructure Support	0	0.00	391,125	0.00	0	0	391,125	32,524	423,649
31-4317-0004 Mail Service	0	0.00	301,489	15.33	61,081	0	362,570	77,172	439,742
31-4323-0014 EGAD	0	0.00	0	0.00	0	0	0	2,528	2,528
31-4323-0094 Staff Diversity Specialist	0	0.00	0	0.90	0	0	0	0	0
31-4323-0204 Employee Relations	0	0.00	323,322	6.10	72,326	0	395,648	20,000	415,648
31-4323-0224 Human Resources Information	0	0.00	0	0.00	0	0	0	14,000	14,000
31-4323-0244 Strategic Staffing & Compensation	0	0.00	563,961	10.50	139,862	0	703,823	70,000	773,823
31-4323-0264 Benefits and Records	0	0.00	182,274	3.50	45,204	0	227,478	16,000	243,478
31-4323-0274 New Employee Orientation	0	0.00	0	0.00	0	0	0	20,462	20,462
31-4323-0284 Human Resource Development	0	0.00	0	0.00	0	0	0	25,000	25,000
31-4323-0304 Human Resources Administration	0	0.00	0	0.00	0	0	0	40,000	40,000
31-4324-0104 Executive Director	0	0.00	274,561	2.50	51,684	0	326,245	12,846	339,091
31-4324-0105 FEAP	0	0.00	111,119	2.00	34,101	0	145,220	0	145,220
31-4325-0104 Personnel Consultants-Unemploy Comp	0	0.00	0	0.00	0	0	0	13,965	13,965
31-4325-0514 Personnel Emp Scholarship-Metro Tk	0	0.00	0	0.00	0	0	0	28,879	28,879
31-4326-0004 Purchasing Department	0	0.00	414,042	6.05	105,845	0	519,887	5,021	524,908
31-4327-0004 Business Services	0	0.00	176,646	1.00	43,688	0	220,334	923	221,257
31-4327-0045 UNMC Safety	0	0.00	123,176	2.00	35,680	0	158,856	5,000	163,856
31-4332-0014 UNMC Wide Computing	0	0.00	2,002,367	26.03	443,020	0	2,445,387	661,618	3,107,005
31-4338-0014 DAS Acct Service Charge	0	0.00	345	0.00	0	0	0	83,365	83,365

COST OBJECT LISTING BY SUB PROGRAM  
2014-2015 GENERAL OPERATING BUDGET  
UNIVERSITY OF NEBRASKA MEDICAL CENTER

**SUBPROGRAM #/NAME: 43 Business and Finance**

**UNMC-State General Fund-731 State & University Generated/Unrestricted**

COST OBJECT	Dollar	FACULTY	NON FACULTY		EMPLOYEE BENEFITS	PERSONAL SERVICE CREDITS	TOTAL PERSONAL SERVICES	TOTAL OPERATING EXPENSES	TOTAL
		FTE	Dollar	FTE					
31-4338-0024 U-Wide System Support	0	0.00	0	0.00	0	0	0	0	0
31-4375-0001 AVC Bus Development/Chief Tech Office	0	0.00	0	1.91	0	0	0	0	0
31-4399-0218 Special Projects	0	0.00	1,407,863	0.50	0	0	1,407,863	-397,957	1,009,906
<b>TOTAL</b>	<b>0</b>	<b>0.00</b>	<b>8,642,345</b>	<b>118.71</b>	<b>1,578,610</b>	<b>0</b>	<b>10,220,955</b>	<b>874,198</b>	<b>11,095,153</b>

**UNMC-State General Fund-731 Cash & Student Contracts/Designated**

COST OBJECT	Dollar	FACULTY	NON FACULTY		EMPLOYEE BENEFITS	PERSONAL SERVICE CREDITS	TOTAL PERSONAL SERVICES	TOTAL OPERATING EXPENSES	TOTAL
		FTE	Dollar	FTE					
31-4309-0004 Sponsored Programs Accounting (SPA)	0	0.00	293,506	10.00	70,104	0	363,610	11,596	375,206
31-4399-0304 Budget Adj 2003-04	0	0.00	0	0.00	0	0	0	-651,813	-651,813
<b>TOTAL</b>	<b>0</b>	<b>0.00</b>	<b>293,506</b>	<b>10.00</b>	<b>70,104</b>	<b>0</b>	<b>363,610</b>	<b>-640,217</b>	<b>-276,607</b>

**UNMC-Auxiliary-739 Auxiliaries & Services/Restricted**

COST OBJECT	Dollar	FACULTY	NON FACULTY		EMPLOYEE BENEFITS	PERSONAL SERVICE CREDITS	TOTAL PERSONAL SERVICES	TOTAL OPERATING EXPENSES	TOTAL
		FTE	Dollar	FTE					
33-4301-3050 Advanced Clinical Applications Project	0	0.00	82,733	0.72	23,108	0	105,841	0	105,841
33-4313-1527 UneCard Installation	0	0.00	0	0.00	0	0	0	0	0
33-4323-0100 Insurance Clearing	0	0.00	0	0.00	0	0	0	16,240	16,240
33-4324-2002 Human Resources - Benefits	0	0.00	0	0.00	0	0	0	4,548	4,548
33-4325-0005 Gold U Award	0	0.00	0	0.00	0	0	0	1,550	1,550
33-4325-0010 Silver U Award	0	0.00	0	0.00	0	0	0	14,035	14,035
33-4325-0015 Miscellaneous Awards	0	0.00	0	0.00	0	0	0	460	460
33-4325-0020 Thank You Awards	0	0.00	0	0.00	0	0	0	63,800	63,800
33-4325-0025 Service Awards	0	0.00	0	0.00	0	0	0	47,652	47,652
33-4325-0030 Service Awards Dinner	0	0.00	0	0.00	0	0	0	26,483	26,483
33-4325-0100 Treatment for Post Exposure Prophylaxis	0	0.00	0	0.00	0	0	0	4,351	4,351
33-4327-0020 Epidemiology	0	0.00	0	0.00	0	0	0	65,132	65,132
33-4351-0101 Pre Press	0	0.00	138,459	3.00	38,674	0	177,133	65,000	242,133
33-4351-0102 PressRoom	0	0.00	89,187	2.00	24,911	0	114,098	130,100	244,198
33-4351-0103 Copy Center	0	0.00	89,259	2.00	24,932	0	114,191	226,150	340,341
33-4351-0104 Bindery	0	0.00	43,693	1.00	12,204	0	55,897	182,000	237,897
33-4351-0116 Printing Operations	0	0.00	174,875	3.33	48,845	0	223,720	336,000	559,720
33-4351-0166 Printing Equipment	0	0.00	0	0.00	0	0	0	0	0
33-4352-0236 Private Residences-415 S 41st St	0	0.00	0	0.00	0	0	0	63,850	63,850
33-4352-0276 Rental Property - 411 So. 41st St.	0	0.00	0	0.00	0	0	0	7,350	7,350
33-4352-0716 Private Residences-General Expense	0	0.00	0	0.00	0	0	0	45,800	45,800
33-4352-0746 Private Residences-3869-71 Dewey	0	0.00	0	0.00	0	0	0	9,450	9,450
33-4352-0756 Private Residences -3873-75 Dewey	0	0.00	0	0.00	0	0	0	25,150	25,150
33-4352-0766 Private Residences-610 So. 38th Ave	0	0.00	0	0.00	0	0	0	0	0
33-4352-0796 Private Residences-3861-63 Dewey	0	0.00	0	0.00	0	0	0	9,850	9,850
33-4352-0806 Private Residences-3865-67 Dewey	0	0.00	0	0.00	0	0	0	11,150	11,150
33-4352-0826 3905 Dewey Ave	0	0.00	0	0.00	0	0	0	5,900	5,900
33-4352-0996 Private Residences-Personnel Maintenance	0	0.00	79,228	1.56	22,129	0	101,357	10,700	112,057
33-4352-1001 602 S 38th Ave	0	0.00	0	0.00	0	0	0	31,000	31,000
33-4352-1002 608 S 38th Ave	0	0.00	0	0.00	0	0	0	40,000	40,000
33-4352-1045 International House Operating	0	0.00	0	0.00	0	0	0	45,700	45,700
33-4353-0006 University Bookstore	0	0.00	123,125	2.50	34,391	0	157,516	1,279,556	1,437,072
33-4353-0026 Convenient Store	0	0.00	53,165	2.00	14,850	0	68,015	0	68,015
33-4353-0316 Student Locker Rental	0	0.00	0	0.00	0	0	0	5,000	5,000
33-4354-0016 Fitness Center	0	0.00	346 <sup>0</sup>	0.00	0	0	0	0	0

COST OBJECT LISTING BY SUB PROGRAM  
2014-2015 GENERAL OPERATING BUDGET  
UNIVERSITY OF NEBRASKA MEDICAL CENTER

**SUBPROGRAM #/NAME: 43 Business and Finance**

**UNMC-Auxiliary-739 Auxiliaries & Services/Restricted**

COST OBJECT	Dollar	FACULTY	NON FACULTY		EMPLOYEE BENEFITS	PERSONAL SERVICE CREDITS	TOTAL PERSONAL SERVICES	TOTAL OPERATING EXPENSES	TOTAL	
		FTE	Dollar	FTE						
33-4354-0076	CFHL Salaries	0	0.00	270,893	6.90	75,664	0	346,557	0	346,557
33-4355-0406	Employee Shuttle	0	0.00	0	0.00	0	0	0	0	0
33-4355-0806	UNMC and NMC Parking Operations	0	0.00	190,921	5.50	53,249	0	244,170	0	244,170
33-4357-0010	General Stores	0	0.00	0	0.00	0	0	0	38,000	38,000
33-4357-0020	Stockless Supplies Owens & Minor	0	0.00	0	0.00	0	0	0	411,000	411,000
33-4357-0040	GS1 Non Stock	0	0.00	229,262	7.33	64,037	0	293,299	740,000	1,033,299
33-4357-0070	Furniture Stores - Movers	0	0.00	44,272	1.00	12,366	0	56,638	210,000	266,638
33-4357-0080	Stockless Supplies-Office Depot	0	0.00	0	0.00	0	0	0	0	0
33-4357-0090	Furniture Stores - Furniture	0	0.00	0	0.00	0	0	0	0	0
33-4357-0100	General Supply Equipment	0	0.00	0	0.00	0	0	0	4,000	4,000
33-4357-0300	FM&P Warehouse	0	0.00	152,354	4.00	42,555	0	194,909	115,000	309,909
33-4360-0006	Transportation	0	0.00	0	0.00	0	0	0	80,786	80,786
33-4360-0036	Transportation-Cashiering-Bus Tickets	0	0.00	0	0.00	0	0	0	0	0
33-4360-1166	Lincoln Shuttle Service	0	0.00	0	0.00	0	0	0	30,000	30,000
33-4363-0146	AT&T Cellular Clearing	0	0.00	0	0.00	0	0	0	25,000	25,000
33-4363-0176	Mail Room Equipment Supplies	0	0.00	0	0.00	0	0	0	24,000	24,000
33-4363-0196	Cellular Phone Clearing	0	0.00	21,016	0.50	5,870	0	26,886	475,000	501,886
33-4363-0456	Cost Per Copy Program	0	0.00	11,382	0.25	3,180	0	14,562	615,100	629,662
33-4363-0706	Clinical Trials	0	0.00	90,480	0.80	25,273	0	115,753	41,296	157,049
33-4363-0956	Successful Aging Wellness Program	0	0.00	185,585	4.51	51,838	0	237,423	0	237,423
33-4363-1033	Purchasing Special	0	0.00	54,428	1.18	15,203	0	69,631	26,000	95,631
33-4363-1035	Purchasing Support UNO/UNMCP	0	0.00	39,045	1.00	10,906	0	49,951	0	49,951
33-4363-1216	FAHCT	0	0.00	776,720	11.00	216,948	0	993,668	1,168,078	2,161,746
33-4363-1356	Copiers - Adm Center 4001	0	0.00	0	0.00	0	0	0	30,000	30,000
33-4363-1476	Campus ID Program	0	0.00	174,436	3.60	48,723	0	223,159	26,410	249,569
33-4363-2576	Administrative Systems Project	0	0.00	138,524	2.66	38,691	0	177,215	68,600	245,815
33-4363-3000	Radiation Health Center	0	0.00	30,646	0.00	8,560	0	39,206	0	39,206
33-4363-3001	COSTSHARING/ 36-5228-1005-001	0	0.00	0	0.00	0	0	0	0	0
33-4363-4114	Vending Machines	0	0.00	13,921	0.20	3,888	0	17,809	2,500	20,309
33-4363-4422	ProCard Suspense	0	0.00	0	0.00	0	0	0	115,000	115,000
<b>TOTAL</b>		<b>0</b>	<b>0.00</b>	<b>3,297,609</b>	<b>68.54</b>	<b>920,995</b>	<b>0</b>	<b>4,218,604</b>	<b>7,019,727</b>	<b>11,238,331</b>
<b>SUB PROGRAM TOTAL</b>		<b>0</b>	<b>0</b>	<b>12,233,460</b>	<b>197</b>	<b>2,569,709</b>	<b>0</b>	<b>14,803,169</b>	<b>7,253,708</b>	<b>22,056,877</b>

**SUBPROGRAM #/NAME: 44 General Expense**

**UNMC-State General Fund-731 State & University Generated/Unrestricted**

COST OBJECT	Dollar	FACULTY	NON FACULTY		EMPLOYEE BENEFITS	PERSONAL SERVICE CREDITS	TOTAL PERSONAL SERVICES	TOTAL OPERATING EXPENSES	TOTAL	
		FTE	Dollar	FTE						
31-4405-0004	Office of Public Affairs	0	0.00	661,200	16.51	244,408	0	905,608	24,492	930,100
31-4405-0014	UNMC Today	0	0.00	0	0.00	0	0	0	0	0
31-4405-0024	Radio	0	0.00	0	0.00	0	0	0	1,000	1,000
31-4405-0034	Community Relations	0	0.00	0	0.00	0	0	0	3,212	3,212
31-4405-0054	News Release	0	0.00	0	0.00	0	0	0	12,317	12,317
31-4405-0074	UNMC Connect	0	0.00	0	0.00	0	0	0	2,033	2,033
31-4405-0084	UNMC Image Campaign	0	0.00	0	0.70	0	0	0	0	0
31-4405-3000	COSTSHARING/ 36-1905-2223-001	0	0.00	0	0.00	0	0	0	0	0
31-4434-0124	B&F Operations-Gen Exp	0	0.00	0	0.00	0	0	0	3,719	3,719
31-4434-0144	Special Services	0	0.00	0	0.00	0	0	0	66,709	66,709
31-4435-0004	Bonds and Insurance	0	0.00	0	0.00	0	0	0	1,059,765	1,059,765

COST OBJECT LISTING BY SUB PROGRAM  
2014-2015 GENERAL OPERATING BUDGET  
UNIVERSITY OF NEBRASKA MEDICAL CENTER

**SUBPROGRAM #/NAME: 44 General Expense**

**UNMC-State General Fund-731 State & University Generated/Unrestricted**

COST OBJECT	Dollar	FACULTY	NON FACULTY		EMPLOYEE BENEFITS	PERSONAL SERVICE CREDITS	TOTAL PERSONAL SERVICES	TOTAL OPERATING EXPENSES	TOTAL
		FTE	Dollar	FTE					
31-4435-0034 Insur Med Student Travel	0	0.00	0	0.00	0	0	0	2,120	2,120
31-4435-0054 LB 998 HO Malpractice Ins	0	0.00	0	0.00	0	0	0	428,000	428,000
31-4437-0014 Worker'S Comp Claims & Insurance	0	0.00	0	0.00	815,082	0	815,082	0	815,082
31-4438-0001 Legal Salaries	0	0.00	0	0.49	0	0	0	0	0
31-4438-0004 Legal Fees	0	0.00	0	0.00	0	0	0	78,566	78,566
<b>TOTAL</b>	<b>0</b>	<b>0.00</b>	<b>661,200</b>	<b>17.70</b>	<b>1,059,490</b>	<b>0</b>	<b>1,720,690</b>	<b>1,681,933</b>	<b>3,402,623</b>

**UNMC-Trust-Grant/Cont/Loan/End-738 Trust/Restricted**

COST OBJECT	Dollar	FACULTY	NON FACULTY		EMPLOYEE BENEFITS	PERSONAL SERVICE CREDITS	TOTAL PERSONAL SERVICES	TOTAL OPERATING EXPENSES	TOTAL
		FTE	Dollar	FTE					
37-4405-3001001 Public Relations	0	0.00	97,624	2.00	25,218	0	122,842	0	122,842
<b>TOTAL</b>	<b>0</b>	<b>0.00</b>	<b>97,624</b>	<b>2.00</b>	<b>25,218</b>	<b>0</b>	<b>122,842</b>	<b>0</b>	<b>122,842</b>

**UNMC-Auxiliary-739 Auxiliaries & Services/Restricted**

COST OBJECT	Dollar	FACULTY	NON FACULTY		EMPLOYEE BENEFITS	PERSONAL SERVICE CREDITS	TOTAL PERSONAL SERVICES	TOTAL OPERATING EXPENSES	TOTAL
		FTE	Dollar	FTE					
33-4407-1000 Alumni Affairs	0	0.00	335,657	5.00	93,754	0	429,411	52,000	481,411
33-4451-0010 COM Deans Office Service Agreement	0	0.00	23,451	0.39	6,550	0	30,001	3,000	33,001
33-4451-0015 Discover Magazine	0	0.00	0	0.00	0	0	0	37,250	37,250
33-4451-0020 Sorrell Events Center	0	0.00	28,280	0.60	7,901	0	36,181	22,000	58,181
33-4451-0035 Misc. Public Relations Contracts	0	0.00	0	0.00	0	0	0	3,000	3,000
<b>TOTAL</b>	<b>0</b>	<b>0.00</b>	<b>387,388</b>	<b>5.99</b>	<b>108,205</b>	<b>0</b>	<b>495,593</b>	<b>117,250</b>	<b>612,843</b>
<b>SUB PROGRAM TOTAL</b>	<b>0</b>	<b>0</b>	<b>1,146,212</b>	<b>26</b>	<b>1,192,913</b>	<b>0</b>	<b>2,339,125</b>	<b>1,799,183</b>	<b>4,138,308</b>

**SUBPROGRAM #/NAME: 51 College of Medicine**

**UNMC-State General Fund-731 State & University Generated/Unrestricted**

COST OBJECT	Dollar	FACULTY	NON FACULTY		EMPLOYEE BENEFITS	PERSONAL SERVICE CREDITS	TOTAL PERSONAL SERVICES	TOTAL OPERATING EXPENSES	TOTAL
		FTE	Dollar	FTE					
31-5101-0001 Dean College Of Medicine	6,991,305	2.97	1,383,832	11.13	416,588	0	8,791,725	76,797	8,868,522
31-5101-0003 Admissions Office	172,331	1.28	151,022	2.50	80,192	0	403,545	0	403,545
31-5101-0004 Research Office	0	0.00	70,197	1.00	17,408	0	87,605	0	87,605
31-5101-0005 Graduate Medical Education Office	0	0.00	0	0.00	0	0	0	0	0
31-5101-0006 Biomedical Research Training Program	10,000	0.00	0	0.00	2,480	0	12,480	0	12,480
31-5101-0007 Clinical Simulation Lab	6,917	0.04	125,046	1.26	32,727	0	164,690	0	164,690
31-5101-0008 COSTSHARING/ 36-0115-1003-001	69,500	0.90	322,698	7.14	97,264	0	489,462	0	489,462
31-5101-0143 POE-Curriculum Development Office	0	0.00	0	0.00	0	0	0	0	0
31-5101-0500 POE-Human Genetics	274,023	1.54	67,953	0.68	65,704	0	407,680	0	407,680
31-5101-0520 POE-Physician Scientist Recruitment Prg	65,135	0.94	0	0.00	0	0	65,135	11,989	77,124
31-5101-0521 POE-Physician Scientist Recruit Prg Int	0	0.00	0	0.00	0	0	0	0	0
31-5101-0522 POE-Physician Scientist Recruit Prg Path	0	0.00	0	0.00	0	0	0	0	0
31-5101-0523 POE Phy Sci-Ophth/Gulati	65,135	0.80	0	0.00	0	0	65,135	0	65,135
31-5101-0570 POE-MD/PhD Scholars Prg	0	0.00	90,251	0.00	0	0	90,251	0	90,251
31-5101-0590 POE-Biomedical Research Training Program	0	0.00	96,017	1.00	0	0	96,017	0	96,017
31-5101-0800 POE Phy Sci-Dem/Boerner	154,993	0.56	35,007	0.75	17,808	0	207,808	0	207,808
31-5101-2001 College of Medicine-Outstanding Performa	0	0.00	36,337	0.00	0	0	36,337	0	36,337
31-5101-3009 COSTSHARING/ 36-5150-2064-002	0	0.00	0	0.00	0	0	0	0	0
31-5101-3010 COSTSHARING/ 36-5101-2003-001	0	0.00	0	0.00	0	0	0	0	0

348

COST OBJECT LISTING BY SUB PROGRAM  
2014-2015 GENERAL OPERATING BUDGET  
UNIVERSITY OF NEBRASKA MEDICAL CENTER

SUBPROGRAM #/NAME: 51 College of Medicine

UNMC-State General Fund-731 State & University Generated/Unrestricted

COST OBJECT	Dollar	FACULTY	NON FACULTY		EMPLOYEE BENEFITS	PERSONAL	TOTAL	TOTAL	TOTAL	
		FTE	Dollar	FTE		SERVICE CREDITS	PERSONAL SERVICES	OPERATING EXPENSES		
31-5101-3012	COSTSHARING/ 36-5150-2069-001	7,653	0.05	0	0.00	1,898	0	9,551	0	9,551
31-5101-3013	COSTSHARING/ 36-1905-2234-001	3,594	0.02	0	0.00	891	0	4,485	0	4,485
31-5101-8063	Ind Cst - Dr. Irving Zucker	0	0.00	0	0.00	0	0	0	0	0
31-5101-8064	Ind Cst - Dr. Patel (PPG)	0	0.00	0	0.00	0	0	0	0	0
31-5101-8066	Ind Cst - Dr. Stephen Rennard	0	0.00	0	0.00	0	0	0	0	0
31-5101-8067	Ind Cst - City Match Program	0	0.00	0	0.05	0	0	0	0	0
31-5101-8069	COM-Ming-Fong Lin Bridge	0	0.00	0	1.00	0	0	0	0	0
31-5101-8071	Ind Cost Shinohara-Ophth Bridge	0	0.00	0	0.00	0	0	0	0	0
31-5101-8074	COM-Singh Bridge-Ophthalmology	0	0.00	0	0.00	0	0	0	0	0
31-5104-0001	Lincoln Medical Programs	123,692	1.65	0	0.00	0	0	123,692	0	123,692
31-5104-0011	Lincoln Med Ed Foundation Special	287,017	3.00	186,519	3.22	0	0	473,536	0	473,536
31-5108-0112	Minority Faculty Recruitment - Peds	0	0.35	0	0.00	0	0	0	0	0
31-5108-1300	Minority Faculty Rec-Biochemistry	0	0.00	0	1.00	0	0	0	0	0
31-5108-1400	Minority Faculty Rec-Family Medicine	0	0.55	0	0.00	0	0	0	0	0
31-5108-1500	Minority Fac Recr - Int Med	0	0.00	0	0.00	0	0	0	0	0
31-5108-1501	Minority Faculty Rec - IM - Geriatrics	0	0.86	0	0.00	0	0	0	0	0
31-5108-2704	Diversity Funds - Surgery	0	0.00	0	0.00	0	0	0	0	0
31-5108-2900	Minority Faculty Recruitment - Ortho	0	0.00	0	0.00	0	0	0	0	0
31-5108-3001	Minority Faculty Recruitment-Wyososke	0	0.00	0	0.00	0	0	0	0	0
31-5108-3500	Diversity Funds-Ophthalmology	0	0.05	0	0.00	0	0	0	0	0
31-5110-1100	Com Special State - Anatomy	81,398	0.52	0	0.00	20,188	0	101,586	0	101,586
31-5110-1500	Com Special State - Int/Med	84,105	0.30	0	0.00	20,858	0	104,963	0	104,963
31-5110-2300	Com Special State - Physio/Bio	13,526	0.13	5,000	0.00	4,594	0	23,120	0	23,120
31-5110-2800	Com Special State - Pa Program	89,688	0.88	97,807	0.47	46,498	0	233,993	0	233,993
31-5110-3400	Com Special - Neurological Sciences	0	0.00	0	0.00	0	0	0	0	0
31-5110-7003	COSTSHARING/ 36-5150-2070-001	1,851	0.01	0	0.00	460	0	2,311	0	2,311
31-5110-7004	COSTSHARING/ 36-5150-2071-001	9,255	0.06	0	0.00	2,296	0	11,551	0	11,551
31-5128-0100	Phy Asst Training Program	34,029	0.16	0	0.00	8,440	0	42,469	0	42,469
31-5128-2100	Phy Asst - Pediatrics	0	0.00	0	0.00	0	0	0	0	0
31-5131-0001	Int & Res College Of Med	0	0.00	1,200	0.00	2,393,724	0	2,394,924	200,047	2,594,971
31-5131-1200	Anesthesiology	0	0.00	581,044	52.50	0	0	581,044	0	581,044
31-5131-1400	Family Practice Int/Res	0	0.00	972,268	42.75	0	0	972,268	0	972,268
31-5131-1500	Internal Medicine Int/Res	0	0.00	2,065,610	127.53	0	0	2,065,610	0	2,065,610
31-5131-1600	Ob/Gyn Int/Res	0	0.00	363,609	15.50	0	0	363,609	0	363,609
31-5131-1700	Ophthalmology Int/Res	0	0.00	178,835	9.00	0	0	178,835	0	178,835
31-5131-1800	Orthopedics Int/Res	0	0.00	311,406	20.00	0	0	311,406	0	311,406
31-5131-1900	Otolaryngology Int/Res	0	0.00	223,337	12.00	0	0	223,337	0	223,337
31-5131-2000	Pathology Int/Res	0	0.00	445,153	14.00	0	0	445,153	0	445,153
31-5131-2100	Pediatrics Int/Res	0	0.00	1,012,070	44.75	0	0	1,012,070	0	1,012,070
31-5131-2500	Psychiatry Int & Res	0	0.00	539,456	7.69	0	0	539,456	0	539,456
31-5131-2600	Radiology Int/Res	0	0.00	661,026	26.00	0	0	661,026	0	661,026
31-5131-2700	Surgery Int/Res	0	0.00	1,220,581	61.50	0	0	1,220,581	0	1,220,581
31-5131-3400	Family Practice Lincoln	0	0.00	982,668	24.17	0	0	982,668	0	982,668
31-5131-3600	Neurological Sciences Int/Res	0	0.00	152,522	12.00	0	0	152,522	0	152,522
31-5131-3700	Emergency Int/Res	0	0.00	553,281	24.00	0	0	553,281	0	553,281
31-5131-3800	Radiation Oncology-Int Res	0	0.00	0	4.00	0	0	0	0	0
31-5131-3900	Int Med Primary Care Track	0	0.00	70,446	8.00	0	0	70,446	0	70,446
31-5131-4000	Creighton-Family Medicine	0	0.00	149,545	2.65	0	0	149,545	0	149,545
31-5140-0001	Biochemistry Instruction	1,485,340	10.08	33,309	0.05	228,257	0	1,746,906	0	1,746,906
31-5140-0007	COSTSHARING/ 36-5140-2113-001	1,797	0.01	0	0.00	445	0	2,242	0	2,242
31-5140-3033	COSTSHARING/ 35-1905-3010-001	0	0.00	349	0.00	0	0	0	0	0

COST OBJECT LISTING BY SUB PROGRAM  
2014-2015 GENERAL OPERATING BUDGET  
UNIVERSITY OF NEBRASKA MEDICAL CENTER

**SUBPROGRAM #/NAME: 51 College of Medicine**

**UNMC-State General Fund-731 State & University Generated/Unrestricted**

COST OBJECT	Dollar	FACULTY	NON FACULTY		EMPLOYEE BENEFITS	PERSONAL	TOTAL	TOTAL	TOTAL
		FTE	Dollar	FTE		SERVICE CREDITS	PERSONAL SERVICES	OPERATING EXPENSES	
31-5140-3049	COSTSHARING/ 36-5140-2103-001	0	0.00	0	0.00	0	0	0	0
31-5140-3050	COSTSHARING/ 36-5140-2105-001	0	0.00	0	0.00	0	0	0	0
31-5140-3051	COSTSHARING/ 36-5140-2106-001	0	0.00	0	0.00	0	0	0	0
31-5140-3054	COSTSHARING/ 34-5140-2044-402	0	0.00	0	0.00	0	0	0	0
31-5140-3055	COSTSHARING/ 35-1905-3018-001	5,217	0.05	0	0.00	1,293	6,510	0	6,510
31-5140-3056	COSTSHARING/ 36-5140-2114-001	4,211	0.05	0	0.00	1,044	5,255	0	5,255
31-5140-3057	COSTSHARING/ 36-5140-2115-001	4,704	0.05	0	0.00	1,166	5,870	0	5,870
31-5140-3058	COSTSHARING/ 36-5140-2116-001	4,271	0.03	0	0.00	1,059	5,330	0	5,330
31-5140-3059	COSTSHARING/ 36-5140-2117-001	7,527	0.08	0	0.00	1,866	9,393	0	9,393
31-5140-3060	COSTSHARING/ 34-5150-2044-103	8,985	0.03	0	0.00	2,228	11,213	0	11,213
31-5140-3061	COSTSHARING/ 34-5140-2052-003	33,784	0.41	0	0.00	8,380	42,164	0	42,164
31-5140-4001	Biochemistry Grant Return Sec. 01	0	0.20	0	5.95	0	0	0	0
31-5140-8000	Biochemistry - Indirect Costs/Research	0	0.25	0	0.00	0	0	0	0
31-5150-0001	Anatomy Instruction	1,613,872	13.46	534,598	11.54	333,132	2,481,602	20,437	2,502,039
31-5150-3016	COSTSHARING/ 36-5150-2061-001	16,971	0.04	0	0.00	807	17,778	0	17,778
31-5150-3018	COSTSHARING/ 36-5150-2067-001	0	0.00	0	0.00	0	0	0	0
31-5150-4000	Anatomy Grant Return	0	0.00	0	0.00	0	0	0	0
31-5160-0001	Pharm/Exp Neurosci-Instruction	2,046,837	9.71	197,535	1.77	233,058	2,477,430	22,055	2,499,485
31-5160-3006	COSTSHARING/ 36-1905-2234-001	2,860	0.02	0	0.00	710	3,570	0	3,570
31-5160-4000	Pharm/Exp Neurosci-Grant Return	0	0.47	0	8.18	0	0	0	0
31-5170-0001	Physiology & Biophysics Instruction	865,830	5.68	237,199	0.14	91,772	1,194,801	12,289	1,207,090
31-5170-3034	COSTSHARING/ 34-5170-2073-001	8,526	0.05	0	0.00	2,114	10,640	0	10,640
31-5170-4095	Dept. Grant Return	54,222	2.08	-54,222	1.95	0	0	0	0
<b>TOTAL</b>		<b>14,710,101</b>	<b>60.35</b>	<b>14,100,162</b>	<b>568.82</b>	<b>4,137,349</b>	<b>32,947,612</b>	<b>343,614</b>	<b>33,291,226</b>

**UNMC-Federal Letter of Credit-736 Federal/Restricted**

COST OBJECT	Dollar	FACULTY	NON FACULTY		EMPLOYEE BENEFITS	PERSONAL	TOTAL	TOTAL	TOTAL
		FTE	Dollar	FTE		SERVICE CREDITS	PERSONAL SERVICES	OPERATING EXPENSES	
34-5140-2038101	Regulation of EHD Protein Function by Mo	32,452	0.35	0	0.00	7,800	40,252	0	40,252
34-5140-2038201	Regulation of EHD Protein Function by Mo	16,123	0.30	17,069	0.50	7,977	41,169	0	41,169
34-5140-2039001	Biochem and Molecular Biology	53,098	0.43	41,123	1.00	22,642	116,863	0	116,863
34-5140-2040009	Early Diagnosis of Pancreatic Cancer Pro	25,172	0.14	0	0.00	6,048	31,220	0	31,220
34-5140-2042002	Biochemistry & Molecular Biology	47,042	0.50	40,682	1.00	21,081	108,805	0	108,805
34-5140-2043001	Biochem and Molecular Biology	812	0.01	0	0.00	196	1,008	0	1,008
34-5140-2044103	Administrative Core	26,955	0.10	0	0.00	6,477	33,432	0	33,432
34-5140-2044203	GEM Core	22,040	0.30	0	0.00	5,295	27,335	0	27,335
34-5140-2044303	RAP Core	8,685	0.09	8,907	0.20	4,227	21,819	0	21,819
34-5140-2044403	TMEN-Project 1	40,293	0.60	0	0.00	9,683	49,976	0	49,976
34-5140-2044503	TMEN-Project 2	25,186	0.23	23,860	0.35	11,787	60,833	0	60,833
34-5140-2044603	TMEN-Project 3	20,699	0.15	30,135	0.70	12,216	63,050	0	63,050
34-5140-2044703	TMEN-Project 4	17,555	0.12	56,074	1.00	17,693	91,322	0	91,322
34-5140-2044803	TMEN-Project 5	13,140	0.15	0	0.00	3,158	16,298	0	16,298
34-5140-2045001	Biochemistry & Molecular Biology	870	0.01	0	0.00	208	1,078	0	1,078
34-5140-2047006	Biochemistry & Molecular Biology	46,281	0.88	0	0.00	11,122	57,403	0	57,403
34-5140-2050001	Biochemistry & Molecular Biology	7,188	0.03	0	0.00	1,726	8,914	0	8,914
34-5140-2051006	Biochemistry & Molecular Biology	58,942	0.68	0	0.00	14,165	73,107	0	73,107
34-5140-2052003	Biochemistry & Molecular Biology	48,616	0.59	0	0.00	11,683	60,299	0	60,299
34-5140-2053001	Biochemistry & Molecular Biology	61,800	0.75	32,865	1.00	22,749	117,414	0	117,414
34-5140-2054006	Biochemistry & Molecular Biology	65,517	1.00	68,585	1.75	32,226	166,328	0	166,328
34-5140-2055001	Extracellular Redox Signaling in Mammary	54,412	0.58	18,536	0.50	17,531	90,479	0	90,479
				<b>350</b>					

COST OBJECT LISTING BY SUB PROGRAM  
 2014-2015 GENERAL OPERATING BUDGET  
 UNIVERSITY OF NEBRASKA MEDICAL CENTER

SUBPROGRAM #/NAME: 51 College of Medicine

UNMC-Federal Letter of Credit-736 Federal/Restricted

COST OBJECT	Dollar	FACULTY	NON FACULTY		EMPLOYEE BENEFITS	PERSONAL	TOTAL	TOTAL	TOTAL	
		FTE	Dollar	FTE		SERVICE CREDITS	PERSONAL SERVICES	OPERATING EXPENSES		
34-5150-2037501	NE Research Network - Main Project	179,498	1.27	40,309	0.90	52,127	0	271,934	0	271,934
34-5150-2048001	Cell Biology/Anatomy	43,761	0.41	10,471	0.25	13,033	0	67,265	0	67,265
34-5150-2049003	Cell Biology/Anatomy	39,472	0.25	40,706	1.00	19,268	0	99,446	0	99,446
34-5150-2051001	Cell Biology/Anatomy	42,859	0.21	38,789	1.00	19,622	0	101,270	0	101,270
34-5150-2053001	Genetics; Cell Biology & Anatomy	18,953	0.16	0	0.00	4,555	0	23,508	0	23,508
34-5150-2054001	Genetics; Cell Biology & Anatomy	47,382	0.58	0	0.00	11,387	0	58,769	0	58,769
34-5150-2055006	Genetics; Cell Biology & Anatomy	55,033	0.50	31,412	0.75	20,774	0	107,219	0	107,219
34-5150-2056001	Genetics; Cell Biology & Anatomy	20,255	0.20	0	0.00	4,869	0	25,124	0	25,124
34-5150-6002001	Genetics; Cell Biology & Anatomy	52,839	0.57	37,080	1.00	21,609	0	111,528	0	111,528
34-5160-2030001	Pharmacology/Exp Neuroscience	44,414	0.40	0	0.00	10,672	0	55,086	0	55,086
34-5160-2038001	Pharmacology/Exp Neuroscience	24,175	0.15	0	0.00	5,810	0	29,985	0	29,985
34-5160-2045007	Pharmacology/Exp Neuroscience	0	0.00	0	0.00	0	0	0	0	0
34-5160-2046001	Pharmacology/Exp Neuroscience	38,636	0.18	35,025	1.00	17,701	0	91,362	0	91,362
34-5160-2049007	Pharmacology/Exp Neuroscience	17,144	0.08	62,543	1.45	19,150	0	98,837	0	98,837
34-5160-2050010	Pharmacology/Exp Neuroscience	129,343	1.99	11,323	0.33	33,804	0	174,470	0	174,470
34-5160-2051001	Pharmacology/Exp Neuroscience	35,615	0.42	41,440	1.02	18,517	0	95,572	0	95,572
34-5160-2053104	NanoArt Man: Proj 2	46,497	0.60	0	0.00	11,174	0	57,671	0	57,671
34-5160-2053105	NanoArt Man: Proj 2	0	0.00	15,706	0.03	3,774	0	19,480	0	19,480
34-5160-2053204	NanoArt Man: Proj 3	21,429	0.10	30,927	0.70	12,583	0	64,939	0	64,939
34-5160-2053304	NanoArt Man: Proj 3 Sub	26,862	0.36	16,312	0.50	10,375	0	53,549	0	53,549
34-5160-2053404	NanoArt Man: Core A	10,578	0.10	45,153	1.15	13,393	0	69,124	0	69,124
34-5160-2053405	NanoArt Man: Core A	7,160	0.03	17,868	0.08	6,015	0	31,043	0	31,043
34-5160-2053604	NanoArt Man: Proj 2 sub	7,773	0.07	9,015	0.25	4,034	0	20,822	0	20,822
34-5160-2056101	Transcriptional Regulation Function 1	78,305	1.16	12,108	0.20	21,727	0	112,140	0	112,140
34-5160-2056201	Transcriptional Regulation Function 2	47,904	0.40	0	0.00	11,512	0	59,416	0	59,416
34-5160-2057114	CHAIN-Administrative Core	52,062	0.25	42,488	0.77	22,722	0	117,272	0	117,272
34-5160-2057214	CHAIN-Biophysical Core	36,532	0.40	0	0.00	8,779	0	45,311	0	45,311
34-5160-2057514	CHAIN-Cell/Tissue/Animal Core-Sub	72,318	1.09	27,142	0.50	23,902	0	123,362	0	123,362
34-5160-2057614	CHAIN-Developmental Core	11,877	0.07	0	0.00	2,855	0	14,732	0	14,732
34-5160-2057714	CHAIN-Phenomics Core	14,197	0.13	0	0.00	3,412	0	17,609	0	17,609
34-5160-2057814	CHAIN-Therapeutics Core	0	0.00	83,457	1.79	20,056	0	103,513	0	103,513
34-5160-2058101	Methamphetamine and HIV: Defective Immun	21,429	0.10	21,517	0.45	10,321	0	53,267	0	53,267
34-5160-2059001	College of Pharmacy	23,716	0.35	24,118	0.60	11,495	0	59,329	0	59,329
34-5160-2062101	PDGF-BB Buch	95,613	0.82	55,734	1.30	36,371	0	187,718	0	187,718
34-5160-2063001	Pharmacology	37,754	0.34	100,006	2.75	33,106	0	170,866	0	170,866
34-5160-2064018	Pharmacology	59,989	0.85	31,781	0.13	22,054	0	113,824	0	113,824
34-5160-2065001	Pharmacology	207,371	2.40	0	0.00	49,836	0	257,207	0	257,207
34-5160-2066001	Pharmacology	15,428	0.07	0	0.00	3,707	0	19,135	0	19,135
34-5160-2067009	Pharmacology	27,937	0.18	25,956	0.60	12,951	0	66,844	0	66,844
34-5160-2068001	Pharmacology	103,298	1.23	87,382	2.20	45,822	0	236,502	0	236,502
34-5160-2069001	Pharmacology	57,724	0.31	94,872	1.90	36,671	0	189,267	0	189,267
34-5160-2069002	NTTC Data Coordinating Center	20,306	0.20	0	0.00	4,880	0	25,186	0	25,186
34-5160-2070017	Pharmacology	65,731	0.80	28,216	0.31	22,577	0	116,524	0	116,524
34-5160-2071101	SMART HAND Gendelman	34,652	0.34	0	0.00	8,327	0	42,979	0	42,979
34-5160-2071201	SMART HAND Poluektova	40,729	0.52	100,356	2.64	33,905	0	174,990	0	174,990
34-5170-2050001	Cellular/Integrative Phys	68,912	0.77	58,912	1.32	30,718	0	158,542	0	158,542
34-5170-2052015	Project 1: Sympathetic Outflow in Heart	75,917	0.33	62,166	1.20	33,183	0	171,266	0	171,266
34-5170-2053015	Project 2: Function of the PVN in Heart	165,279	2.31	90,479	2.00	61,463	0	317,221	0	317,221
34-5170-2054015	Project 3: Chemoreflex in Heart Failure	73,585	0.51	52,784	1.18	30,369	0	156,738	0	156,738
34-5170-2056015	Administration Core	21,751	0.09	36,036	0.80	13,887	0	71,674	0	71,674
34-5170-2057015	Animal Core	23,726	0.20	93,890	2.00	28,259	0	145,845	0	145,845

COST OBJECT LISTING BY SUB PROGRAM  
2014-2015 GENERAL OPERATING BUDGET  
UNIVERSITY OF NEBRASKA MEDICAL CENTER

**SUBPROGRAM #/NAME: 51 College of Medicine**

**UNMC-Federal Letter of Credit-736 Federal/Restricted**

COST OBJECT	Dollar	FACULTY	NON FACULTY		EMPLOYEE BENEFITS	PERSONAL SERVICE CREDITS	TOTAL PERSONAL SERVICES	TOTAL OPERATING EXPENSES	TOTAL
		FTE	Dollar	FTE					
34-5170-2058015 Molecular biology, biochemistry & Histol	25,978	0.20	51,796	1.00	18,691	0	96,465	0	96,465
34-5170-2063001 CELLULAR/INTEGRATIVE PHYS	83,763	0.94	46,091	1.06	31,206	0	161,060	0	161,060
34-5170-2064001 CELLULAR/INTEGRATIVE PHYS	44,400	0.37	0	0.00	10,670	0	55,070	0	55,070
34-5170-2067001 Cellular & Integrative Physiology	50,643	0.34	85,012	2.00	32,600	0	168,255	0	168,255
34-5170-2068001 Cellular & Integrative Physiology	0	0.00	38,740	0.82	9,310	0	48,050	0	48,050
34-5170-2070001 Cellular & Integrative Physiology	45,227	0.97	0	0.00	10,868	0	56,095	0	56,095
34-5170-2071006 Cellular & Integrative Physiology	94,654	1.36	41,937	1.00	32,825	0	169,416	0	169,416
34-5170-2072001 Cellular & Integrative Physiology	12,240	0.10	0	0.00	2,941	0	15,181	0	15,181
34-5170-2073001 Cellular & Integrative Physiology	55,766	0.47	51,956	1.50	25,887	0	133,609	0	133,609
34-5170-2074001 Cellular & Integrative Physiology	53,986	0.48	52,305	1.50	25,544	0	131,835	0	131,835
34-5170-2075001 Cellular & Integrative Physiology	62,774	0.73	118,187	2.02	43,489	0	224,450	0	224,450
<b>TOTAL</b>	<b>3,686,029</b>	<b>38.78</b>	<b>2,437,309</b>	<b>54.94</b>	<b>1,470,834</b>	<b>0</b>	<b>7,594,172</b>	<b>0</b>	<b>7,594,172</b>

**UNMC-Federal Advance-737 Federal/Restricted**

COST OBJECT	Dollar	FACULTY	NON FACULTY		EMPLOYEE BENEFITS	PERSONAL SERVICE CREDITS	TOTAL PERSONAL SERVICES	TOTAL OPERATING EXPENSES	TOTAL
		FTE	Dollar	FTE					
35-5140-2032001 Biochemistry & Molecular Biology	28,477	0.25	48,803	1.00	18,572	0	95,852	0	95,852
35-5140-2033002 IPA for Vishwanath Chachadi	0	0.00	0	0.00	0	0	0	0	0
35-5140-2035002 IPA for Armen Petrosyan	0	0.00	45,020	1.00	10,818	0	55,838	0	55,838
35-5140-2037001 Biochemistry & Molecular Biology	17,019	0.14	1,612	0.05	4,477	0	23,108	0	23,108
35-5140-2038001 IPA for Imayavaramban Lakshmanan	0	0.00	44,711	1.00	10,744	0	55,455	0	55,455
35-5150-2008001 Cell Biology/Anatomy	10,235	0.05	40,847	1.00	12,276	0	63,358	0	63,358
<b>TOTAL</b>	<b>55,731</b>	<b>0.44</b>	<b>180,993</b>	<b>4.05</b>	<b>56,887</b>	<b>0</b>	<b>293,611</b>	<b>0</b>	<b>293,611</b>

**UNMC-Trust-Grant/Cont/Loan/End-738 Trust/Restricted**

COST OBJECT	Dollar	FACULTY	NON FACULTY		EMPLOYEE BENEFITS	PERSONAL SERVICE CREDITS	TOTAL PERSONAL SERVICES	TOTAL OPERATING EXPENSES	TOTAL
		FTE	Dollar	FTE					
36-5140-2108001 Biochemistry & Molecular Biology	14,803	0.18	0	0.00	3,824	0	18,627	0	18,627
36-5140-2110001 Biochemistry & Molecular Biology	57,938	0.75	0	0.00	14,967	0	72,905	0	72,905
36-5140-2112001 Biochemistry & Molecular Biology	2,088	0.02	0	0.00	539	0	2,627	0	2,627
36-5140-2113001 Biochemistry & Molecular Biology	41,451	0.75	21,493	0.45	16,259	0	79,203	0	79,203
36-5140-2114001 Biochemistry & Molecular Biology	0	0.00	18,536	0.50	4,788	0	23,324	0	23,324
36-5140-2115001 Biochemistry & Molecular Biology	0	0.00	19,657	0.50	5,077	0	24,734	0	24,734
36-5140-2116001 Biochemistry & Molecular Biology	0	0.00	35,500	1.00	9,171	0	44,671	0	44,671
36-5140-2118001 Aberrantly Upregulated P-Rex 1 Promotes	10,345	0.08	0	0.00	2,672	0	13,017	0	13,017
36-5150-2064003 Ecdysoneless a Novel Regulator Breast Ca	0	0.00	43,869	1.00	11,332	0	55,201	0	55,201
36-5150-2070001 Genetics; Cell Biology & Anatomy	0	0.00	30,750	0.75	7,944	0	38,694	0	38,694
36-5150-2071001 Genetics; Cell Biology & Anatomy	31,055	0.60	0	0.00	8,022	0	39,077	0	39,077
36-5150-2072001 Genetics; Cell Biology & Anatomy	12,269	0.19	0	0.00	3,169	0	15,438	0	15,438
36-5160-2052001 Pharmacology/Exp Neuroscience	2,184	0.02	0	0.00	564	0	2,748	0	2,748
36-5160-2057004 Nebraska Center for Virology	20,543	0.11	5,608	0.02	6,755	0	32,906	0	32,906
36-5160-2058112 Project 2: Novel Adjunctive Gendelman	23,800	0.15	44,748	1.00	17,707	0	86,255	0	86,255
36-5160-2058212 Project 2: Novel Adjunctive Fox	14,287	0.06	37,637	1.00	13,413	0	65,337	0	65,337
36-5160-2061001 Pharmacology	14,317	0.12	33,613	1.00	12,381	0	60,311	0	60,311
36-5160-2066001 Pharmacology	4,568	0.10	18,896	0.50	6,061	0	29,525	0	29,525
36-5160-2068001 Pharmacology	1,869	0.01	0	0.00	483	0	2,352	0	2,352
36-5160-2069001 Pharmacology	3,810	0.02	12,108	0.20	4,113	0	20,031	0	20,031
36-5160-2073001 Pharmacology	1,513	0.02	10,363	0.26	3,068	0	14,944	0	14,944
36-5160-2075001 Pharmacology	2,006	0.02	5,608	0.02	1,967	0	9,581	0	9,581
36-5160-2076001 Pharmacology	25,504	0.22	30,436	0.50	14,450	0	70,390	0	70,390



COST OBJECT LISTING BY SUB PROGRAM  
 2014-2015 GENERAL OPERATING BUDGET  
 UNIVERSITY OF NEBRASKA MEDICAL CENTER

SUBPROGRAM #/NAME: 51 College of Medicine

UNMC-Trust-Grant/Cont/Loan/End-738 Trust/Restricted

COST OBJECT	Dollar	FACULTY	NON FACULTY		EMPLOYEE BENEFITS	PERSONAL	TOTAL	TOTAL		TOTAL
		FTE	Dollar	FTE		SERVICE CREDITS	PERSONAL SERVICES	OPERATING EXPENSES	EXPENSES	
36-5160-2077001	Pharmacology	1,690	0.02	0	0.00	437	0	2,127	0	2,127
36-5170-2086007	Redox Biology Center	13,158	0.10	0	0.00	3,398	0	16,556	0	16,556
36-5170-2102004	Oxidative Stress Causes Chronic Orthosta	6,295	0.03	5,875	0.14	3,143	0	15,313	0	15,313
36-5170-2110003	Endothelin-1 in Renal Ischemia-Reperfusi	24,038	0.24	10,257	0.26	8,860	0	43,155	0	43,155
36-5170-2112001	Cellular & Integrative Physiology	11,346	0.11	12,415	0.30	6,138	0	29,899	0	29,899
36-5170-2114002	Mechanisms of Vasovagal Syncope	0	0.00	11,152	0.17	2,880	0	14,032	0	14,032
36-5170-2115001	Cellular & Integrative Physiology	11,174	0.11	0	0.00	2,886	0	14,060	0	14,060
36-5170-2116001	Cellular & Integrative Physiology	20,808	0.15	44,400	0.82	16,844	0	82,052	0	82,052
36-5170-2117001	Cellular & Integrative Physiology	0	0.00	42,595	0.94	11,003	0	53,598	0	53,598
36-5170-2118001	Cellular & Integrative Physiology	0	0.00	49,634	1.00	12,820	0	62,454	0	62,454
36-5170-3000002	The Exaggerated Exercise Pressor Reflex	25,680	0.48	13,678	0.30	10,168	0	49,526	0	49,526
37-5101-1041117	Gollan Start-up-Vose	0	0.00	65,288	1.23	16,865	0	82,153	0	82,153
37-5101-1043010	Klassen Bridge Funds	0	0.00	142,896	3.00	36,912	0	179,808	0	179,808
37-5101-1060001	Still Faculty Fellow in Medicine	10,000	0.00	0	0.00	2,583	0	12,583	0	12,583
37-5101-1095001	Dean College of Medicine	0	0.00	80,864	2.00	20,889	0	101,753	0	101,753
37-5101-2009155	J. O'Dell Research \$	21,339	0.18	56,451	1.00	20,094	0	97,884	0	97,884
37-5101-2009230	Physiology	0	0.00	3,893	0.00	1,006	0	4,899	0	4,899
37-5101-3002001	Hospital Services Support	0	0.00	0	0.00	0	0	660,934	660,934	660,934
37-5101-3002120	NHS Acad Affil - Anesthesiology	0	0.00	0	0.00	0	0	57,229	57,229	57,229
37-5101-3002151	NHS Acad Afil-Cardiology Pulmonary Stipe	0	0.00	0	0.00	0	0	0	0	0
37-5101-3002152	NHS Acad Affil - Pulmonary	0	0.00	0	0.00	0	0	0	0	0
37-5101-3002153	NHS Acad Affil - Diabetes	0	0.00	0	0.00	0	0	0	0	0
37-5101-3002154	NHS Acad Affil - Gastroenterology	27,327	0.14	0	0.00	7,060	0	34,387	0	34,387
37-5101-3002155	NHS Acad Affil - General Medicine	0	0.00	0	0.00	0	0	0	0	0
37-5101-3002156	NHS Acad Affil - Geriatrics	0	0.00	0	0.00	0	0	0	0	0
37-5101-3002157	NHS Acad Affil - Infectious Diseases	0	0.00	0	0.00	0	0	0	0	0
37-5101-3002158	NHS Acad Affil - Oncology	0	0.00	0	0.00	0	0	0	0	0
37-5101-3002159	AAA-Rheumatology	0	0.00	0	0.00	0	0	0	0	0
37-5101-3002160	NHS Acad Affil - OB/GYN	0	0.00	0	0.00	0	0	43,071	43,071	43,071
37-5101-3002170	NHS Acad Affil - Ophthalmology	0	0.00	0	0.00	0	0	4,587	4,587	4,587
37-5101-3002180	NHS Acad Affil - Orthopaedics	0	0.00	0	0.00	0	0	19,141	19,141	19,141
37-5101-3002190	NHS Acad Affil - ENT	0	0.00	0	0.00	0	0	0	0	0
37-5101-3002200	NHS Acad Affil - Path/Micro	0	0.00	0	0.00	0	0	342,712	342,712	342,712
37-5101-3002210	NHS Acad Affil - Pediatrics	0	0.00	449,690	7.75	116,162	0	565,852	0	565,852
37-5101-3002250	NHS Acad Affil - Psychiatry	0	0.00	0	0.00	0	0	0	0	0
37-5101-3002260	NHS Acad Affil - Radiology	0	0.00	0	0.00	0	0	145,927	145,927	145,927
37-5101-3002270	NHS Acad Affil - Surgery	0	0.00	0	0.00	0	0	0	0	0
37-5101-3002272	NHS Acad Affil - Sugery Transplant	0	0.00	0	0.00	0	0	0	0	0
37-5101-3002273	AAA-General Surgery	0	0.00	0	0.00	0	0	0	0	0
37-5101-3002274	AAA-Cardiothoracic Surgery	0	0.00	0	0.00	0	0	0	0	0
37-5101-3002275	AAA-Surgical Oncology	0	0.00	0	0.00	0	0	0	0	0
37-5101-3002276	AAA-Urologic Surgery	0	0.00	0	0.00	0	0	0	0	0
37-5101-3002277	AAA-Plastic Surgery	0	0.00	0	0.00	0	0	0	0	0
37-5101-3002300	NHS Acad Affil - Radiation Oncology	0	0.00	0	0.00	0	0	0	0	0
37-5101-3002310	NHS Acad Affil - Neurology	0	0.00	0	0.00	0	0	0	0	0
37-5101-3002400	AAA - Emergency Medicine	0	0.00	0	0.00	0	0	0	0	0
37-5101-3002990	COSTSHARE/ 36-5228-1005-001	0	0.00	0	0.00	0	0	0	0	0
37-5101-3002991	COST SHARE/ 35-5264-2001-001	0	0.00	0	0.00	0	0	0	0	0
37-5101-3003002	FY 98-99 NHS Margin \$	0	0.00	75,750	0.50	19,568	0	95,318	0	95,318
37-5101-3003008	Chair's Hire Pkg - OPHTH	94,940	0.40	166,770	0.70	67,604	0	329,314	0	329,314
37-5101-3003010	Chair's Hire Pkg-Neurological Sciences	0	0.00	75,550	0.50	19,568	0	95,318	0	95,318

COST OBJECT LISTING BY SUB PROGRAM  
 2014-2015 GENERAL OPERATING BUDGET  
 UNIVERSITY OF NEBRASKA MEDICAL CENTER

**SUBPROGRAM #/NAME: 51 College of Medicine**

**UNMC-Trust-Grant/Cont/Loan/End-738 Trust/Restricted**

COST OBJECT	Dollar	FACULTY	NON FACULTY		EMPLOYEE BENEFITS	PERSONAL	TOTAL	TOTAL	
		FTE	Dollar	FTE		SERVICE CREDITS	PERSONAL SERVICES	OPERATING EXPENSES	TOTAL
37-5101-3003018 Chair's Research Hire Pkg-Ophthalmology	0	0.00	34,332	0.95	8,869	0	43,201	0	43,201
37-5101-4002001 UNMCP Operating	0	0.00	0	0.00	0	0	0	0	0
37-5101-9110001 Dean's Prof Svs Fees	0	0.00	0	0.00	0	0	0	0	0
37-5101-9110023 Dean's Prof Svs Fees Physiology	0	0.00	0	0.00	0	0	0	0	0
37-5101-9110040 Emergency Medicine	0	0.00	0	0.00	0	0	0	0	0
37-5101-9210001 Dean College of Medicine	130,063	0.81	158,938	1.43	74,653	0	363,654	0	363,654
37-5101-9210995 COSTSHARE/ 36-5311-3012-002	4,561	0.02	0	0.00	1,179	0	5,740	0	5,740
37-5101-9210996 COSTSHARE/ 36-5311-3012-001	3,668	0.02	0	0.00	947	0	4,615	0	4,615
37-5101-9210997 COSTSHARE/ 34-5311-009-001	1,834	0.01	0	0.00	475	0	2,309	0	2,309
37-5101-9210998 COSTSHARE/ 34-5311-3007-006	1,834	0.01	0	0.00	475	0	2,309	0	2,309
37-5111-1001001 Von Housen Professorship	68,238	1.00	0	0.00	17,627	0	85,865	0	85,865
37-5113-1002001 Stokes-Shackleford Professor of Biochem	20,378	0.00	0	0.00	5,264	0	25,642	0	25,642
37-5114-1001001 Waldbaum Professorship	28,211	0.12	0	0.00	7,287	0	35,498	0	35,498
37-5115-1001001 Grissom Professorship	25,000	0.00	0	0.00	6,458	0	31,458	0	31,458
37-5115-1002001 Larson Professorship	8,115	0.04	0	0.00	2,096	0	10,211	0	10,211
37-5115-1003001 Diabetes Research-Degen	11,275	0.00	0	0.00	2,912	0	14,187	0	14,187
37-5115-1009001 Lehnhoff Professorship	0	0.00	0	0.00	0	0	0	0	0
37-5115-1010001 Renolds Neurooncology Lab	0	0.00	0	0.00	0	0	0	0	0
37-5115-1011001 Harris Professorship - Geriatrics	25,000	0.30	0	0.00	6,458	0	31,458	0	31,458
37-5115-1013001 Larson Professorship for Respiratory Dis	8,121	0.10	53,243	1.00	15,852	0	77,216	0	77,216
37-5115-1014001 Harris-Oncology Professorship	14,612	0.00	0	0.00	3,774	0	18,386	0	18,386
37-5115-1015001 Hubbard Chair of Cardiology	47,497	0.51	0	0.00	12,269	0	59,766	0	59,766
37-5115-1018001 Paustian Professorship	35,000	0.31	0	0.00	9,041	0	44,041	0	44,041
37-5115-1020001 Cell Biology & Anatomy	0	0.00	48,899	1.00	12,631	0	61,530	0	61,530
37-5115-2001003 Joe Shapiro Expendable-Endowment Earning	50,000	0.18	0	0.00	12,916	0	62,916	0	62,916
37-5115-2002001 Internal Medicine	45,678	0.25	0	0.00	11,798	0	57,476	0	57,476
37-5115-2003001 Int Med Oncology	35,000	0.12	0	0.00	9,041	0	44,041	0	44,041
37-5115-2006001 Dean College of Medicine	113,648	1.15	0	0.00	29,357	0	143,005	0	143,005
37-5115-2007001 Internal Medicine	0	0.00	0	0.00	0	0	0	0	0
37-5116-1001001 Olson Professorship	11,148	0.05	0	0.00	2,879	0	14,027	0	14,027
37-5116-1002001 M.L. Smith Professorship	12,606	0.09	0	0.00	3,257	0	15,863	0	15,863
37-5117-1001001 Dean-COM	0	0.00	5,000	0.00	1,292	0	6,292	0	6,292
37-5117-1002001 Ophthalmology	14,302	0.10	0	0.00	3,694	0	17,996	0	17,996
37-5118-1001001 L. Thomas Hood Professorship	25,000	0.12	0	0.00	6,458	0	31,458	0	31,458
37-5118-1002001 Herman Frank Johnson MD Professorship	0	0.00	0	0.00	0	0	0	0	0
37-5120-1001001 Havlik-Wall Professorship	18,688	0.09	0	0.00	4,827	0	23,515	0	23,515
37-5120-1002001 David Purtilo Distinguished Chair Of Pat	8,530	0.05	0	0.00	2,204	0	10,734	0	10,734
37-5120-1003001 Stokes-Shackleford Professor of Microbio	8,000	0.04	0	0.00	2,067	0	10,067	0	10,067
37-5120-1004001 Vickery Chair-Pathology	24,032	0.15	0	0.00	6,208	0	30,240	0	30,240
37-5120-1005001 Vickery Professorship	0	0.00	0	0.00	0	0	0	0	0
37-5121-1001001 Ittner Professorship	39,985	0.26	36,641	1.00	19,793	0	96,419	0	96,419
37-5121-1003001 Varner Endowed Professorship	10,000	0.00	0	0.00	2,583	0	12,583	0	12,583
37-5121-1005001 Helen Freytag Professorship	42,941	0.20	23,111	0.50	17,061	0	83,113	0	83,113
37-5122-6001001 Larson Professorship-CNND	0	0.00	24,000	1.00	6,200	0	30,200	0	30,200
37-5123-1001001 Hubbard Professorship	8,706	0.04	0	0.00	2,249	0	10,955	0	10,955
37-5123-1004001 Cellular & Integrative Physiology	5,000	0.00	0	0.00	1,292	0	6,292	0	6,292
37-5126-1001001 Hunt Professorship Of Radiology	0	0.00	0	0.00	0	0	0	0	0
37-5126-1002001 Radiology	0	0.00	0	0.00	0	0	0	0	0
37-5126-1003001 Radiology	0	0.00	0	0.00	0	0	0	0	0
37-5127-1003001 Malashock Professorship	0	0.00	0	0.00	0	0	0	0	0
37-5127-1005001 Shackleford-Marischal Professorship	10,000	0.07	53,863	0.89	17,659	0	86,022	0	86,022

COST OBJECT LISTING BY SUB PROGRAM  
2014-2015 GENERAL OPERATING BUDGET  
UNIVERSITY OF NEBRASKA MEDICAL CENTER

**SUBPROGRAM #/NAME: 51 College of Medicine**

**UNMC-Trust-Grant/Cont/Loan/End-738 Trust/Restricted**

COST OBJECT	Dollar	FACULTY	NON FACULTY		EMPLOYEE BENEFITS	PERSONAL	TOTAL	TOTAL	TOTAL
		FTE	Dollar	FTE		SERVICE CREDITS	PERSONAL SERVICES	OPERATING EXPENSES	
37-5127-1006001 Dean COM	60,000	0.00	0	0.00	0	0	60,000	0	60,000
37-5127-1008001 Surgery	0	0.00	0	0.00	0	0	0	0	0
37-5140-2007001 EARLY DETECT GENETIC CHANGES PANC	0	0.00	11,941	0.25	3,084	0	15,025	0	15,025
37-5140-4000001 Biochemistry/ Molecular Biology	50,459	0.60	0	0.00	13,035	0	63,494	0	63,494
37-5150-1010001 37-5150-1001-001	0	0.00	9,670	0.25	2,497	0	12,167	0	12,167
37-5150-2015001 Cell Biology/Anatomy	20,703	0.40	10,250	0.25	7,996	0	38,949	0	38,949
37-5150-6001001 Genetics Cell Biology and Anatomy	130,810	1.00	0	0.00	33,790	0	164,600	0	164,600
37-5170-2001005 Carryover for Carmines	0	0.00	10,096	0.19	2,607	0	12,703	0	12,703
37-5170-2001095 Carryover for Dept	22,163	0.27	86,139	1.00	27,976	0	136,278	0	136,278
37-5170-2003001 Cellular/Integrative Physiology	1,357	0.03	0	0.00	352	0	1,709	0	1,709
<b>TOTAL</b>	<b>1,754,308</b>	<b>13.85</b>	<b>2,246,803</b>	<b>39.01</b>	<b>1,018,053</b>	<b>0</b>	<b>5,019,164</b>	<b>1,273,601</b>	<b>6,292,765</b>

**UNMC-Auxiliary-739 Auxiliaries & Services/Restricted**

COST OBJECT	Dollar	FACULTY	NON FACULTY		EMPLOYEE BENEFITS	PERSONAL	TOTAL	TOTAL	TOTAL
		FTE	Dollar	FTE		SERVICE CREDITS	PERSONAL SERVICES	OPERATING EXPENSES	
33-5140-0016 Cell Growth Facility	12,259	0.20	18,358	0.50	8,552	0	39,169	8,586	47,755
33-5140-0076 Protein Structure Core Facility	10,371	0.12	16,996	0.29	7,645	0	35,012	22,104	57,116
33-5140-0096 Durham Research Center Autoclave Fund	0	0.00	6,035	0.25	1,685	0	7,720	7,596	15,316
33-5140-1466 Confocal Microscope Facility	0	0.00	37,139	0.80	10,374	0	47,513	35,189	82,702
33-5150-0101 Microarray Core Facility	19,285	0.19	22,849	0.50	11,768	0	53,902	0	53,902
33-5150-0102 Mouse Genome Engineering Facility	61,500	0.69	60,711	0.59	34,135	0	156,346	0	156,346
33-5150-0103 Sequencer Facility	19,285	0.19	65,774	1.50	23,759	0	108,818	0	108,818
33-5150-0110 Next Generation Sequencing Core Facility	19,285	0.19	89,320	1.85	30,335	0	138,940	0	138,940
33-5150-0150 Ctr for Bioinformatics & Systems Biology	0	0.00	18,753	0.35	5,238	0	23,991	0	23,991
33-5150-0600 Anatomy Special	10,134	0.10	111,266	2.38	33,910	0	155,310	119,502	274,812
33-5150-3003 COSTSHARING/ 36-5270-2065-001	8,611	0.10	0	0.00	2,405	0	11,016	0	11,016
33-5150-3008 COSTSHARING/ 36-5321-2008-001	2,084	0.02	0	0.00	582	0	2,666	0	2,666
33-5160-0706 Student Fees-Pharmacology	0	0.00	1,542	0.04	431	0	1,973	4,500	6,473
33-5191-0006 Comparative Medicine	0	0.00	1,282,729	32.21	358,285	0	1,641,014	800,000	2,441,014
33-5191-0009 Comparative Medicine F & A	0	0.00	490,392	4.58	136,974	0	627,366	0	627,366
<b>TOTAL</b>	<b>162,814</b>	<b>1.79</b>	<b>2,221,864</b>	<b>45.83</b>	<b>666,078</b>	<b>0</b>	<b>3,050,756</b>	<b>997,477</b>	<b>4,048,233</b>

**SUB PROGRAM TOTAL**

<b>20,368,983</b>	<b>115</b>	<b>21,187,131</b>	<b>713</b>	<b>7,349,201</b>	<b>0</b>	<b>48,905,315</b>	<b>2,614,692</b>	<b>51,520,007</b>
-------------------	------------	-------------------	------------	------------------	----------	-------------------	------------------	-------------------

**SUBPROGRAM #/NAME: 52 College of Medicine**

**UNMC-State General Fund-731 State & University Generated/Unrestricted**

COST OBJECT	Dollar	FACULTY	NON FACULTY		EMPLOYEE BENEFITS	PERSONAL	TOTAL	TOTAL	TOTAL
		FTE	Dollar	FTE		SERVICE CREDITS	PERSONAL SERVICES	OPERATING EXPENSES	
31-5201-1000 AAA - Anesthesiology	796,207	8.18	0	0.00	166,716	0	962,923	0	962,923
31-5210-0001 Family Practice-Instruction	1,527,922	12.48	742,524	12.17	460,995	0	2,731,441	0	2,731,441
31-5210-3003 COSTSHARING/ 36-5210-2019-001	378,638	0.11	0	0.00	0	0	378,638	0	378,638
31-5210-3005 COSTSHARING/ 36-5228-1005-001	2,751	0.02	0	0.00	683	0	3,434	0	3,434
31-5210-3007 COSTSHARING/ 34-5210-1004-003	0	0.00	3,803	0.10	0	0	3,803	0	3,803
31-5210-3009 COSTSHARING/ 34-5210-1004-004	1,857	0.03	10,139	0.13	2,976	0	14,972	0	14,972
31-5220-0001 Internal Medicine Instruction	110,803	1.00	258,350	4.12	64,071	0	433,224	0	433,224
31-5220-0200 Internal Med-Cardiology Instruction	437,111	5.63	38,488	0.85	85,165	0	560,764	0	560,764
31-5220-0250 Internal Med-DEM Instruction	96,197	1.28	145,705	2.96	59,991	0	301,893	0	301,893
31-5220-0300 Internal Med-GenMed Instruction	2,467,363	17.40	174,090	3.29	351,928	0	2,993,381	0	2,993,381
31-5220-0350 Internal Med-Geriatric Instruction	107,393	1.18	168,861	3.45	68,511	0	344,765	0	344,765

COST OBJECT LISTING BY SUB PROGRAM  
2014-2015 GENERAL OPERATING BUDGET  
UNIVERSITY OF NEBRASKA MEDICAL CENTER

SUBPROGRAM #/NAME: 52 College of Medicine

UNMC-State General Fund-731 State & University Generated/Unrestricted

COST OBJECT	Dollar	FACULTY	NON FACULTY		EMPLOYEE BENEFITS	PERSONAL SERVICE CREDITS	TOTAL PERSONAL SERVICES	TOTAL OPERATING EXPENSES	TOTAL	
		FTE	Dollar	FTE						
31-5220-0400	Internal Med-GI Instruction	294,585	2.62	107,387	1.82	90,430	0	492,402	0	492,402
31-5220-0500	Internal Med-Infect Diseases Instruction	419,392	4.41	232,246	4.01	161,606	0	813,244	0	813,244
31-5220-0600	Internal Med-Nephrology Instruction	12,042	0.14	143,630	2.78	38,606	0	194,278	0	194,278
31-5220-0700	Internal Med-Oncology Instruction	410,557	4.68	14,335	0.25	98,120	0	523,012	0	523,012
31-5220-0800	Internal Med-Pulmonary Instruction	394,837	2.87	198,319	4.10	147,102	0	740,258	0	740,258
31-5220-0900	Internal Med-Rheumatology Instruction	152,659	1.87	208,808	4.86	78,242	0	439,709	0	439,709
31-5220-3006	COSTSHARE/ 36-5234-2055-002	0	0.00	0	0.00	0	0	0	0	0
31-5220-3064	COSTSHARING/ 36-5234-2281-001	0	0.00	0	0.00	0	0	0	0	0
31-5220-3076	COSTSHARING/ 36-5234-3005-011	0	0.00	0	0.00	0	0	0	0	0
31-5220-3077	COSTSHARING/ 36-5234-2305-001	31,509	0.33	0	0.00	7,814	0	39,323	0	39,323
31-5220-3084	COSTSHARING/ 36-5228-1005-001	0	0.00	30,407	0.68	7,541	0	37,948	0	37,948
31-5220-3085	COSTSHARING/ 34-5234-2005-002	0	0.00	0	0.00	0	0	0	0	0
31-5220-3086	COSTSHARING/ 36-5150-2067-001	0	0.00	0	0.00	0	0	0	0	0
31-5220-3087	COSTSHARING/ 36-5234-3010-012	0	0.00	0	0.00	0	0	0	0	0
31-5220-3088	COSTSHARING/ 36-1905-2223-001	0	0.00	0	0.00	0	0	0	0	0
31-5220-3089	COSTSHARING/ 36-5234-3009-017	0	0.00	0	0.00	0	0	0	0	0
31-5220-3090	COSTSHARING/ 36-5316-2039-005	0	0.00	0	0.00	0	0	0	0	0
31-5220-3092	COSTSHARING/ 34-5234-2005-003	0	0.00	0	0.00	0	0	0	0	0
31-5250-0001	Neurological Science Instruction	219,437	2.63	117,532	2.50	83,466	0	420,435	0	420,435
31-5260-0001	Obstetrics/Gynecology-Instruction	942,077	8.42	599,348	6.84	334,784	0	1,876,209	0	1,876,209
31-5260-3008	COSTSHARING/ 35-5264-2001-001	0	0.00	0	0.00	0	0	0	0	0
31-5270-0001	Ophthalmology Instruction	510,572	4.17	0	0.00	90,093	0	600,665	0	600,665
31-5270-4000	Ophthalmology Grant Return	0	0.00	0	0.00	0	0	0	0	0
31-5270-8000	Ophthalmology - Indirect Costs/Rsch	0	0.00	0	0.50	0	0	0	0	0
31-5280-0001	Orthopedics Instruction	299,476	3.22	75,530	0.52	82,077	0	457,083	0	457,083
31-5290-0001	Otol & Maxill Facial Surg-Instruction	99,262	2.23	61,322	0.78	38,148	0	198,732	0	198,732
<b>TOTAL</b>		<b>9,712,647</b>	<b>84.87</b>	<b>3,330,824</b>	<b>56.68</b>	<b>2,519,065</b>	<b>0</b>	<b>15,562,536</b>	<b>0</b>	<b>15,562,536</b>

UNMC-Federal Letter of Credit-736 Federal/Restricted

COST OBJECT	Dollar	FACULTY	NON FACULTY		EMPLOYEE BENEFITS	PERSONAL SERVICE CREDITS	TOTAL PERSONAL SERVICES	TOTAL OPERATING EXPENSES	TOTAL	
		FTE	Dollar	FTE						
34-5210-1004004	Point of Service Maintenance and Enhance	22,609	0.25	33,816	0.70	13,560	0	69,985	0	69,985
34-5224-2001001	Advancing Academic and Community Practic	0	0.00	0	0.00	0	0	0	0	0
34-5224-2002001	Int Med Cardiology	31,432	0.36	0	0.00	7,553	0	38,985	0	38,985
34-5224-2004001	Cardiology (Internal Medicine)	46,863	0.53	0	0.00	11,263	0	58,126	0	58,126
34-5226-2006006	Diab/Endo/Metab (Internal Medicine)	51,438	0.61	24,000	0.50	18,129	0	93,567	0	93,567
34-5228-2003001	Geriatrics	0	0.00	0	0.00	0	0	0	0	0
34-5229-2019001	Int Med GI	69,482	0.87	0	0.00	16,697	0	86,179	0	86,179
34-5229-2022001	Gastro & Hepa (Internal Medicine)	20,016	0.20	19,036	0.50	9,385	0	48,437	0	48,437
34-5229-2023001	Gastro & Hepa (Internal Medicine)	93,828	0.90	19,037	0.50	27,124	0	139,989	0	139,989
34-5232-2003013	Infectious Diseases (Internal Medicine)	18,188	0.20	5,454	0.06	5,681	0	29,323	0	29,323
34-5232-3004015	Title III: Categorical Grant Prog Output	51,127	0.47	252,415	3.79	72,946	0	376,488	0	376,488
34-5232-3005002	Ryan White Part D Program for Coordinate	67,229	0.68	88,149	1.35	37,339	0	192,717	0	192,717
34-5234-2005003	Nebraska/Kansas Blood and Marrow Transpl	0	0.00	33,791	0.52	8,121	0	41,912	0	41,912
34-5237-2012001	Int Med Pulmonary	9,500	0.10	44,217	1.00	12,908	0	66,625	0	66,625
34-5237-2014001	PULMONARY	50,708	0.62	36,718	0.90	21,010	0	108,436	0	108,436
34-5237-2015008	Targeting Airway Inflammation from Conce	116,362	1.11	92,155	1.73	50,111	0	258,628	0	258,628
34-5237-2018001	PULMONARY	103,170	1.00	40,903	1.01	34,622	0	178,695	0	178,695
34-5237-2020016	Pulmonary (Internal Medicine)	83,757	0.63	99,961	2.00	44,149	0	227,867	0	227,867
34-5237-2021001	Pulmonary (Internal Medicine)	36,856	0.29	75,940	1.46	27,107	0	139,903	0	139,903
				356						

COST OBJECT LISTING BY SUB PROGRAM  
2014-2015 GENERAL OPERATING BUDGET  
UNIVERSITY OF NEBRASKA MEDICAL CENTER

**SUBPROGRAM #/NAME: 52 College of Medicine**

**UNMC-Federal Letter of Credit-736 Federal/Restricted**

COST OBJECT	Dollar	FACULTY		NON FACULTY		EMPLOYEE BENEFITS	PERSONAL SERVICE CREDITS	TOTAL PERSONAL SERVICES	TOTAL OPERATING EXPENSES	TOTAL
		FTE	Dollar	FTE	Dollar					
34-5237-2022001 Pulmonary (Internal Medicine)	0	0.00	35,807	0.77	8,605	0	44,412	0	44,412	
34-5260-2002003 OB/GYN	54,621	0.75	56,100	2.00	26,608	0	137,329	0	137,329	
34-5270-2015018 Regulation of Photoreceptor Neurotransmi	96,758	0.65	0	0.00	23,253	0	120,011	0	120,011	
34-5270-2016001 Opthamology	40,900	0.30	36,720	1.00	18,653	0	96,273	0	96,273	
34-5270-2017001 Opthamology	49,604	0.75	5,490	0.08	13,241	0	68,335	0	68,335	
34-5270-2018001 Opthamology	0	0.00	45,227	1.00	10,868	0	56,095	0	56,095	
<b>TOTAL</b>	<b>1,114,448</b>	<b>11.26</b>	<b>1,044,936</b>	<b>20.87</b>	<b>518,933</b>	<b>0</b>	<b>2,678,317</b>	<b>0</b>	<b>2,678,317</b>	

**UNMC-Federal Advance-737 Federal/Restricted**

COST OBJECT	Dollar	FACULTY		NON FACULTY		EMPLOYEE BENEFITS	PERSONAL SERVICE CREDITS	TOTAL PERSONAL SERVICES	TOTAL OPERATING EXPENSES	TOTAL
		FTE	Dollar	FTE	Dollar					
35-5201-2006003 NSHQ Medical Education; Training; Doctri	110,701	0.64	51,833	0.82	39,060	0	201,594	0	201,594	
35-5226-2016003 IPA for Ronda White	0	0.00	44,130	1.00	10,606	0	54,736	0	54,736	
35-5229-2020002 IPA for Paul Thomes	0	0.00	39,610	1.00	9,518	0	49,128	0	49,128	
35-5229-2021002 IPA for Larisa Poluektova	12,668	0.15	0	0.00	3,044	0	15,712	0	15,712	
35-5229-2023001 Gastro & Hepa (Internal Medicine)	0	0.00	49,375	1.00	11,866	0	61,241	0	61,241	
35-5229-2024001 Gastro & Hepa (Internal Medicine)	0	0.00	43,268	1.00	10,398	0	53,666	0	53,666	
35-5229-2025001 Gastro & Hepa (Internal Medicine)	0	0.00	36,400	1.00	8,748	0	45,148	0	45,148	
35-5237-2026006 IPA for Cynthia Beaumont	0	0.00	46,962	1.00	11,287	0	58,249	0	58,249	
35-5237-2030003 IPA for Jane Devasure	0	0.00	50,980	1.00	12,252	0	63,232	0	63,232	
35-5237-2033002 IPA for William Roughead	0	0.00	36,180	1.00	8,694	0	44,874	0	44,874	
35-5241-2010004 IPA for Bart Hamilton	0	0.00	0	0.00	0	0	0	0	0	
35-5241-2011004 IPA for Debbie Bergman	0	0.00	7,987	0.13	1,919	0	9,906	0	9,906	
35-5241-2023001 IPA for Karen Easterling	0	0.00	0	0.00	0	0	0	0	0	
35-5261-2004012 IPA for Xiaoying Hou M.D.	0	0.00	50,854	0.80	12,221	0	63,075	0	63,075	
35-5261-2008002 IPA for Pan Zhang	0	0.00	25,508	1.00	6,130	0	31,638	0	31,638	
35-5280-2002001 Orthopaedic Surgery	0	0.00	0	0.00	0	0	0	0	0	
<b>TOTAL</b>	<b>123,369</b>	<b>0.79</b>	<b>483,087</b>	<b>10.76</b>	<b>145,743</b>	<b>0</b>	<b>752,199</b>	<b>0</b>	<b>752,199</b>	

**UNMC-Trust-Grant/Cont/Loan/End-738 Trust/Restricted**

COST OBJECT	Dollar	FACULTY		NON FACULTY		EMPLOYEE BENEFITS	PERSONAL SERVICE CREDITS	TOTAL PERSONAL SERVICES	TOTAL OPERATING EXPENSES	TOTAL
		FTE	Dollar	FTE	Dollar					
36-5201-2004001 Anesthesiology	34,533	0.20	9,449	0.15	11,362	0	55,344	0	55,344	
36-5201-2005001 Anesthesiology	28,908	0.17	1,714	0.03	7,910	0	38,532	0	38,532	
36-5224-2078001 Cardiology	0	0.00	0	0.00	0	0	0	0	0	
36-5224-2080001 int Med Cardiology	3,003	0.03	0	0.00	775	0	3,778	0	3,778	
36-5224-2095004 Bioengineering Research Partnerships	12,967	0.15	0	0.00	3,350	0	16,317	0	16,317	
36-5226-2020001 Natural History Study of the Development	0	0.00	0	0.00	0	0	0	0	0	
36-5226-2035001 Diab/Endo/Metab (Internal Medicine)	3,673	0.04	0	0.00	948	0	4,621	0	4,621	
36-5226-2039002 GRADE [Glycemic Reduction Approaches for	52,159	0.47	163,318	2.53	55,661	0	271,138	0	271,138	
36-5226-2042001 Diab/Endo/Metab (Internal Medicine)	5,135	0.05	0	0.00	1,326	0	6,461	0	6,461	
36-5226-2044002 NEBRA ICA for James Pfeifer	0	0.00	0	0.00	0	0	0	0	0	
36-5226-2045002 NEBRA ICA for Rob Heineman	0	0.00	55,000	1.00	14,207	0	69,207	0	69,207	
36-5226-2046001 Diab/Endo/Metab (Internal Medicine)	35,940	0.40	53,000	1.00	22,975	0	111,915	0	111,915	
36-5226-2048001 Diab/Endo/Metab (Internal Medicine)	0	0.00	0	0.00	0	0	0	0	0	
36-5226-2049888 Diab/Endo/Metab (Internal Medicine)	0	0.00	0	0.00	0	0	0	0	0	
36-5226-2050001 Diab/Endo/Metab (Internal Medicine)	0	0.00	0	0.00	0	0	0	0	0	
36-5226-2051001 Diab/Endo/Metab (Internal Medicine)	0	0.00	8,127	0.15	2,099	0	10,226	0	10,226	
36-5227-2013001 General Medicine (Internal Medicine)	103,833	1.38	0	0.00	26,822	0	130,655	0	130,655	
36-5228-1005001 Geriatrics	75,914	0.90	14,889	0.29	23,483	0	114,386	0	114,386	

COST OBJECT LISTING BY SUB PROGRAM  
2014-2015 GENERAL OPERATING BUDGET  
UNIVERSITY OF NEBRASKA MEDICAL CENTER

SUBPROGRAM #/NAME: 52 College of Medicine

UNMC-Trust-Grant/Cont/Loan/End-738 Trust/Restricted

COST OBJECT	Dollar	FACULTY	NON FACULTY		EMPLOYEE BENEFITS	PERSONAL	TOTAL	TOTAL	TOTAL	
		FTE	Dollar	FTE		SERVICE CREDITS	PERSONAL SERVICES	OPERATING EXPENSES		
36-5228-2012001	Geriatrics (Internal Medicine)	1,260	0.01	9,037	0.20	2,661	0	12,958	0	12,958
36-5229-2108001	Gastro & Hepa (Internal Medicine)	0	0.00	20,404	0.34	5,271	0	25,675	0	25,675
36-5232-1009015	National AIDS Education & Training Ctr	4,659	0.05	89,658	1.60	24,364	0	118,681	0	118,681
36-5232-2100001	Infectious Diseases	0	0.00	35,861	0.50	9,264	0	45,125	0	45,125
36-5232-2105001	Infectious Diseases (Internal Medicine)	0	0.00	17,931	0.25	4,631	0	22,562	0	22,562
36-5232-2107001	Infectious Diseases (Internal Medicine)	0	0.00	26,218	0.42	6,773	0	32,991	0	32,991
36-5232-2111001	Infectious Diseases (Internal Medicine)	0	0.00	0	0.00	0	0	0	0	0
36-5232-2124001	Infectious Diseases (Internal Medicine)	0	0.00	17,931	0.25	4,631	0	22,562	0	22,562
36-5232-2125001	Infectious Diseases (Internal Medicine)	12,132	0.12	0	0.00	3,134	0	15,266	0	15,266
36-5232-2126001	Infectious Diseases (Internal Medicine)	20,217	0.17	0	0.00	5,222	0	25,439	0	25,439
36-5232-3003026	AIDS Drug Assistance Program (ADAP)	4,659	0.05	111,738	2.50	30,067	0	146,464	0	146,464
36-5234-2162001	National LymphoCare Study of follicular	0	0.00	0	0.00	0	0	0	0	0
36-5234-2198001	VELCADE w Rituximab-BEAM for NHL or Mai	0	0.00	21,747	0.30	5,616	0	27,363	0	27,363
36-5234-2222001	Onc/Hem	5,500	0.05	0	0.00	1,422	0	6,922	0	6,922
36-5234-2256001	Int Med Oncology	0	0.00	0	0.00	0	0	0	0	0
36-5234-2272001	Int Med Oncology	0	0.00	0	0.00	0	0	0	0	0
36-5234-2276001	Int Med Oncology	0	0.00	0	0.00	0	0	0	0	0
36-5234-2279001	Int Med Oncology	0	0.00	0	0.00	0	0	0	0	0
36-5234-2283001	Int Med Oncology	14,000	0.20	11,042	0.25	6,469	0	31,511	0	31,511
36-5234-2287001	Int Med Oncology	0	0.00	0	0.00	0	0	0	0	0
36-5234-2295001	Int Med Oncology	0	0.00	14,393	0.26	3,718	0	18,111	0	18,111
36-5234-2297001	Int Med Oncology	0	0.00	0	0.00	0	0	0	0	0
36-5234-2305001	Int Med Oncology	0	0.00	0	0.00	0	0	0	0	0
36-5234-2306001	Int Med Oncology	7,500	0.08	14,698	0.21	5,733	0	27,931	0	27,931
36-5234-2308001	Testing Exercise Stress Management	0	0.00	0	0.00	0	0	0	0	0
36-5234-2312001	Oncology/Hematology (Internal Medicine)	0	0.00	93,220	1.36	24,081	0	117,301	0	117,301
36-5234-2313001	Oncology/Hematology (Internal Medicine)	0	0.00	2,388	0.05	617	0	3,005	0	3,005
36-5234-2315001	Oncology/Hematology (Internal Medicine)	0	0.00	0	0.00	0	0	0	0	0
36-5234-2316001	Oncology/Hematology (Internal Medicine)	16,388	0.13	10,172	0.15	6,862	0	33,422	0	33,422
36-5234-2318001	Oncology/Hematology (Internal Medicine)	0	0.00	0	0.00	0	0	0	0	0
36-5234-2320001	Oncology/Hematology (Internal Medicine)	3,789	0.02	2,930	0.05	1,734	0	8,453	0	8,453
36-5234-2323001	Oncology/Hematology (Internal Medicine)	0	0.00	0	0.00	0	0	0	0	0
36-5234-2332001	Oncology/Hematology (Internal Medicine)	0	0.00	0	0.00	0	0	0	0	0
36-5234-2341001	Oncology/Hematology (Internal Medicine)	0	0.00	3,927	0.05	1,014	0	4,941	0	4,941
36-5234-2347001	Oncology/Hematology (Internal Medicine)	0	0.00	14,123	0.30	3,647	0	17,770	0	17,770
36-5237-2158008	CFF Center Adult Program	0	0.00	9,396	0.10	2,427	0	11,823	0	11,823
36-5237-2190001	Int Med Pulmonary	51,145	0.61	0	0.00	13,212	0	64,357	0	64,357
36-5237-2196006	SPIROMICS - Steering Committee	14,005	0.08	0	0.00	3,617	0	17,622	0	17,622
36-5237-2221001	Pulmonary (Internal Medicine)	2,084	0.02	4,080	0.10	1,592	0	7,756	0	7,756
36-5237-2222001	Pulmonary (Internal Medicine)	0	0.00	16,216	0.30	4,187	0	20,403	0	20,403
36-5237-2225001	Pulmonary (Internal Medicine)	0	0.00	40,230	0.76	10,391	0	50,621	0	50,621
36-5237-2227002	Design and Testing of Practical Tools to	11,204	0.06	12,704	0.24	6,176	0	30,084	0	30,084
36-5237-2228001	Pulmonary (Internal Medicine)	55,038	1.01	0	0.00	14,218	0	69,256	0	69,256
36-5237-2229001	Pulmonary (Internal Medicine)	0	0.00	11,092	0.20	2,865	0	13,957	0	13,957
36-5237-2230001	Pulmonary (Internal Medicine)	0	0.00	12,756	0.23	3,296	0	16,052	0	16,052
36-5237-2233001	Pulmonary (Internal Medicine)	0	0.00	82,312	1.30	21,264	0	103,576	0	103,576
36-5241-2023001	Rheumatology	21,351	0.18	0	0.00	5,516	0	26,867	0	26,867
36-5241-2026001	Rheumatology (Internal Medicine)	0	0.00	4,213	0.09	1,088	0	5,301	0	5,301
36-5241-2027001	Rheumatology (Internal Medicine)	63,564	0.66	21,460	0.35	21,964	0	106,988	0	106,988
36-5241-2029001	Rheumatology (Internal Medicine)	0	0.00	18,822	0.35	4,862	0	23,684	0	23,684
36-5241-2031001	Rheumatology (Internal Medicine)	5,168	0.06	3580	0.00	1,335	0	6,503	0	6,503

COST OBJECT LISTING BY SUB PROGRAM  
2014-2015 GENERAL OPERATING BUDGET  
UNIVERSITY OF NEBRASKA MEDICAL CENTER

SUBPROGRAM #/NAME: 52 College of Medicine

UNMC-Trust-Grant/Cont/Loan/End-738 Trust/Restricted

COST OBJECT	Dollar	FACULTY	NON FACULTY		EMPLOYEE BENEFITS	PERSONAL	TOTAL	TOTAL	TOTAL	
		FTE	Dollar	FTE		SERVICE CREDITS	PERSONAL SERVICES	OPERATING EXPENSES		
36-5241-2032002	CORT Project 4: A NOvel Centralized 'Vi	29,323	0.24	21,213	0.42	13,054	0	63,590	0	63,590
36-5241-2035001	Pathogenesis and Prediction of Future Rh	0	0.00	0	0.00	0	0	0	0	0
36-5250-2012001	Stroke Comparing PFO Closure to Establis	9,985	0.05	0	0.00	2,579	0	12,564	0	12,564
36-5250-2013009	Insulin Resist Interv after Stroke IRIS	9,985	0.05	0	0.00	2,579	0	12,564	0	12,564
36-5250-2026001	Neurological Sciences	2,679	0.04	0	0.00	691	0	3,370	0	3,370
36-5250-2029001	Neurological Sciences (Internal Medicine	0	0.00	0	0.00	0	0	0	0	0
36-5250-2030001	Neurological Sciences (Internal Medicine	1,690	0.02	0	0.00	437	0	2,127	0	2,127
36-5261-2003001	Obstetrics/Gynecology	0	0.00	0	0.00	0	0	0	0	0
36-5267-1000001	OB/GYN	38,764	0.34	0	0.00	10,013	0	48,777	0	48,777
36-5268-3001021	Special Suppl Nutr Prog Wic	0	0.00	10,492	0.23	2,710	0	13,202	0	13,202
36-5270-2056001	Ocular Hypotensive Agents on Aqueous Hum	0	0.00	0	0.00	0	0	0	0	0
36-5270-2080001	Ophthalmology	30,474	0.25	0	0.00	7,871	0	38,345	0	38,345
36-5270-2087001	Ophthalmology	37,937	0.31	1,830	0.03	10,273	0	50,040	0	50,040
36-5270-2089001	Ophthalmology	0	0.00	0	0.00	0	0	0	0	0
36-5270-2090001	Ophthalmology	0	0.00	3,659	0.05	944	0	4,603	0	4,603
36-5270-2091001	Ophthalmology	0	0.00	36,720	1.00	9,485	0	46,205	0	46,205
36-5270-2092001	Ophthalmology	0	0.00	10,978	0.15	2,836	0	13,814	0	13,814
36-5270-2093888	Ophthalmology	0	0.00	16,121	0.35	4,164	0	20,285	0	20,285
36-5270-2094001	Ophthalmology	0	0.00	0	0.00	0	0	0	0	0
36-5270-2095001	Ophthalmology	0	0.00	9,270	0.15	2,396	0	11,666	0	11,666
36-5270-2096001	Ophthalmology	0	0.00	18,926	0.40	4,889	0	23,815	0	23,815
36-5270-2097001	Ophthalmology	0	0.00	0	0.00	0	0	0	0	0
36-5270-2098001	Ophthalmology	0	0.00	3,660	0.05	945	0	4,605	0	4,605
36-5270-2099001	Ophthalmology	16,309	0.25	0	0.00	4,213	0	20,522	0	20,522
36-5270-2100001	Ophthalmology	16,309	0.25	28,162	0.75	11,488	0	55,959	0	55,959
36-5270-2101888	Ophthalmology	16,308	0.25	11,220	0.20	7,111	0	34,639	0	34,639
36-5270-2104888	Ophthalmology	0	0.00	25,607	0.60	6,615	0	32,222	0	32,222
36-5270-2105888	Ophthalmology	22,932	0.14	6,465	0.10	7,594	0	36,991	0	36,991
36-5270-2106001	Ophthalmology	0	0.00	16,950	0.50	4,379	0	21,329	0	21,329
36-5270-2110888	Ophthalmology	0	0.00	12,917	0.25	3,337	0	16,254	0	16,254
36-5270-2112001	Ophthalmology	12,417	0.23	0	0.00	3,208	0	15,625	0	15,625
36-5270-2114888	Ophthalmology	0	0.00	17,693	0.29	4,570	0	22,263	0	22,263
36-5270-2117001	Ophthalmology	26,876	0.37	50,850	1.50	20,078	0	97,804	0	97,804
36-5270-2118888	Ophthalmology	0	0.00	22,191	0.60	5,732	0	27,923	0	27,923
36-5270-2119888	Ophthalmology	0	0.00	30,784	0.60	7,953	0	38,737	0	38,737
36-5280-2073001	Orthopaedic Surgery	0	0.00	20,338	0.36	5,254	0	25,592	0	25,592
36-5280-2074001	Orthopaedic Surgery	0	0.00	13,195	0.25	3,408	0	16,603	0	16,603
36-5280-2075001	Orthopaedic Surgery	0	0.00	25,424	0.45	6,568	0	31,992	0	31,992
36-5280-2076001	Orthopaedic Surgery	0	0.00	29,850	0.54	7,711	0	37,561	0	37,561
37-5201-1001001	Development Fund	0	0.00	0	0.00	0	0	0	0	0
37-5201-1006001	Anesthesiology Pro Fees	0	0.00	0	0.00	0	0	0	0	0
37-5201-4001001	Anesthesiology	0	0.00	0	0.00	0	0	0	0	0
37-5201-4002001	Anesthesiology	588,324	14.00	0	0.00	151,947	0	740,271	0	740,271
37-5210-1001085	Graduate Division	0	0.00	0	0.00	0	0	0	0	0
37-5210-1002001	Rural Residency	0	0.00	0	0.00	0	0	0	0	0
37-5210-9110035	Department Costs	0	0.00	0	0.00	0	0	0	0	0
37-5210-9110045	Clinical Division	0	0.00	0	0.00	0	0	0	0	0
37-5210-9110065	Research Division	0	0.00	0	0.00	0	0	0	0	0
37-5210-9110085	Graduate Division	0	0.00	0	0.00	0	0	0	0	0
37-5220-1003002	Bmt-Operating	0	0.00	83,480	1.62	21,564	0	105,044	0	105,044
37-5220-1006001	Dean Soc Development-Internal Med	0	0.00	359	0.00	0	0	0	0	0

COST OBJECT LISTING BY SUB PROGRAM  
 2014-2015 GENERAL OPERATING BUDGET  
 UNIVERSITY OF NEBRASKA MEDICAL CENTER

SUBPROGRAM #/NAME: 52 College of Medicine

UNMC-Trust-Grant/Cont/Loan/End-738 Trust/Restricted

COST OBJECT	Dollar	FACULTY	NON FACULTY		EMPLOYEE BENEFITS	PERSONAL	TOTAL	TOTAL	TOTAL
		FTE	Dollar	FTE		SERVICE CREDITS	PERSONAL SERVICES	OPERATING EXPENSES	
37-5220-1006005	IM Education	0	0.00	0	0.00	0	0	0	0
37-5220-1006014	IM Patient Simulator Account	0	0.00	0	0.00	0	0	0	0
37-5220-1006015	IM Medical Students	46,146	0.41	0	0.00	11,920	0	58,066	0
37-5220-2001001	Internal Medicine Research	0	0.00	0	0.00	0	0	0	0
37-5220-2001009	I.M. Research-Neurology	0	0.00	0	0.00	0	0	0	0
37-5220-2001013	I.M. Research - R.Boissy	0	0.00	0	0.00	0	0	0	0
37-5220-9310100	Personnel Exps	0	0.00	0	0.00	0	0	0	0
37-5220-9410001	Gi Pro Fees/Sorrell	186,121	2.09	116,657	2.00	78,212	0	380,990	0
37-5220-9510001	Div of GIM Prof Svs Fees	0	0.00	0	0.00	0	0	0	0
37-5220-9610001	Div Of C G Prof Svs Fees	25,000	0.30	12,290	0.20	9,633	0	46,923	0
37-5220-9610998	COSTSHARE/ 36-5228-1005-001	0	0.00	0	0.00	0	0	0	0
37-5220-9710001	Div Of Id Pro Svs Fees	0	0.00	95,941	1.80	24,783	0	120,724	0
37-5220-9810001	Div of Onc Prof Svs Fees	44,598	0.08	185,017	3.01	59,313	0	288,928	0
37-5220-9810002	IM Oncology - TNMC Supported	0	0.00	0	0.00	0	0	0	0
37-5220-9810984	COSTSHARE/ 34-5234-2005-003	0	0.00	0	0.00	0	0	0	0
37-5220-9810985	COSTSHARE/ 34-1901-2113-047	0	0.00	0	0.00	0	0	0	0
37-5220-9810990	COSTSHARE/ 36-5234-2313-001	0	0.00	0	0.00	0	0	0	0
37-5220-9910001	Div Of Pm Prof Svs Fees	9,024	0.05	153,232	2.27	41,914	0	204,170	0
37-5224-1003016	Dept Funded Personnel	6,789	0.08	55,351	1.25	16,050	0	78,190	0
37-5224-2005002	JCRL	0	0.00	64,799	1.57	16,739	0	81,538	0
37-5224-2005003	Cardiology Research Personnel	0	0.00	77,520	1.25	20,025	0	97,545	0
37-5224-2012001	Clarkson FND Research	0	0.00	0	0.00	0	0	0	0
37-5226-2003001	Bly Memorial Research Fund	19,629	0.13	0	0.00	5,071	0	24,700	0
37-5226-2004001	DEM Section Research	0	0.00	55,000	1.00	14,207	0	69,207	0
37-5226-2007001	Diab/Endo/Metab (Internal Medicine)	0	0.00	24,000	0.50	6,200	0	30,200	0
37-5226-2007002	Viswanathan DEM Salary Supp	0	0.00	0	0.00	0	0	0	0
37-5227-1004001	IDX Special Development	84,890	0.66	0	0.00	21,929	0	106,819	0
37-5229-1002001	Dibaise Education Fund	0	0.00	0	0.00	0	0	0	0
37-5229-2005001	Clinical Research Development Fund	45,427	0.45	0	0.00	11,735	0	57,162	0
37-5229-3001001	Int Med/Sorrell	473,156	5.48	365,829	5.62	216,723	0	1,055,708	0
37-5229-4001001	Int med GI	31,000	0.28	707	0.02	8,190	0	39,897	0
37-5234-1012001	ARMITAGE-DEVELOPMENT/RESEARCH	0	0.00	26,997	0.45	6,975	0	33,972	0
37-5234-2014001	Leukemia Operating Fund	0	0.00	9,691	0.17	2,503	0	12,194	0
37-5234-2020001	Solid Tumor Research Fund	0	0.00	12,420	0.25	3,208	0	15,628	0
37-5234-2021001	Lymphoma Salaries	0	0.00	19,847	0.40	5,127	0	24,974	0
37-5234-2031001	CHOP-R Study/Microarray Study	0	0.00	2,000	0.05	517	0	2,517	0
37-5234-2032001	Hematologic Malignancy Research Fund	0	0.00	77,121	1.37	19,921	0	97,042	0
37-5237-2005001	Thompson Pulm Research	0	0.00	24,324	0.45	6,284	0	30,608	0
37-5237-2016001	Romberger Laboratory	1,034	0.01	0	0.00	267	0	1,301	0
37-5237-2018002	Murphy CF Account	0	0.00	59,979	1.00	15,495	0	75,474	0
37-5237-2020002	LeVan Special Projects	11,394	0.10	0	0.00	2,943	0	14,337	0
37-5237-3001001	Section Cheif Academic Fund	0	0.00	16,883	0.45	4,361	0	21,244	0
37-5237-6001002	UNMCP Clearing - Jill Poole	0	0.00	0	0.00	0	0	0	0
37-5240-9110001	Neph Dev-GENERAL	32,337	0.28	16,863	0.47	12,708	0	61,908	0
37-5241-1002001	Rheumatology Pro Svcs Fees	0	0.00	0	0.00	0	0	0	0
37-5241-1003001	Rheumatology	0	0.00	0	0.00	0	0	0	0
37-5241-2004001	Rheumatology	0	0.00	175,776	3.71	45,406	0	221,182	0
37-5241-2004004	Macromolecular Prodrug Project - D. Wang	0	0.00	6,965	0.17	1,800	0	8,765	0
37-5241-2013001	York Arthritis Rsch	0	0.00	0	0.00	0	0	0	0
37-5250-4003001	Neurological Sciences	0	0.00	0	0.00	0	0	0	0
37-5250-9110001	Main Profess Account	0	0.00	360	0.00	0	0	0	0



COST OBJECT LISTING BY SUB PROGRAM  
2014-2015 GENERAL OPERATING BUDGET  
UNIVERSITY OF NEBRASKA MEDICAL CENTER

**SUBPROGRAM #/NAME: 52 College of Medicine**

**UNMC-Trust-Grant/Cont/Loan/End-738 Trust/Restricted**

COST OBJECT	Dollar	FACULTY	NON FACULTY		EMPLOYEE BENEFITS	PERSONAL SERVICE CREDITS	TOTAL PERSONAL SERVICES	TOTAL OPERATING EXPENSES	TOTAL	
		FTE	Dollar	FTE						
37-5260-9110001	Ob/Gyn Prof Svs Fees	0	0.00	0	0.00	0	0	0	0	
37-5261-2001001	Leland & Dorothy Olson Ctr Women's Hlth	0	0.00	16,476	0.40	4,256	0	20,732	0	20,732
37-5261-2001008	Ob/Gyn Prof Svs Fees - HOLLARD	18,207	0.25	52,468	1.00	18,256	0	88,931	0	88,931
37-5261-2001009	Dr Turpen/Dr Ryan - Immune	0	0.00	22,509	0.60	5,815	0	28,324	0	28,324
37-5261-2001011	Olson Center/Womens Health Res Ctr	0	0.00	95,408	2.20	24,646	0	120,054	0	120,054
37-5261-2001012	Olson Center/Research Center-Davis	47,005	0.27	19,605	0.50	17,206	0	83,816	0	83,816
37-5262-2001001	Maternal-Fetal Medicine Research Account	0	0.00	0	0.00	0	0	0	0	0
37-5262-2003001	McGoogan Professorship	19,245	0.15	0	0.00	4,971	0	24,216	0	24,216
37-5262-9610001	Hospital Reimburse - Midwives	0	0.00	0	0.00	0	0	0	0	0
37-5263-9210001	Reprod Endocrinol/Infertility PS Fee	0	0.00	0	0.00	0	0	0	0	0
37-5264-2002001	Gynecologic Oncology Research Account	0	0.00	7,580	0.11	1,958	0	9,538	0	9,538
37-5269-2001001	Autoimmunity In Cancer	0	0.00	92,078	2.00	23,785	0	115,863	0	115,863
37-5270-1001001	Optical Develop Acct	0	0.00	0	0.00	0	0	0	0	0
37-5270-1003001	Ophtho Prof Svs Fees	0	0.00	0	0.00	0	0	0	0	0
37-5270-2005001	General Research	1,167	0.02	0	0.00	301	0	1,468	0	1,468
37-5270-2010001	Ophthalmology	45,900	0.50	14,688	1.00	15,651	0	76,239	0	76,239
37-5270-2011001	Ophthalmology	45,900	0.50	14,688	1.00	15,651	0	76,239	0	76,239
37-5270-3003001	Zemunski Endowment Earnings	15,300	0.23	5,000	0.00	5,244	0	25,544	0	25,544
37-5270-3004001	Ophthalmology	0	0.00	38,728	0.60	10,004	0	48,732	0	48,732
37-5280-2008001	Simulator Maintenance & Refurbishing Fun	0	0.00	68,787	1.00	17,769	0	86,556	0	86,556
37-5280-2010001	Hixson Sub-Fund Orthopaedic Research	296,065	2.51	32,446	0.60	84,860	0	413,371	0	413,371
37-5280-2011001	Outcomes Research	0	0.00	0	0.00	0	0	0	0	0
37-5280-2014001	Orthopaedic Surgery	0	0.00	14,445	0.07	3,731	0	18,176	0	18,176
37-5280-3002001	Orthopaedic Surgery	347,274	4.00	185,809	3.33	137,704	0	670,787	0	670,787
37-5280-9110001	Orthopedic Prof Svs Fees	0	0.00	0	0.00	0	0	0	0	0
37-5290-9110001	Ent Prof Svs Fees	0	0.00	0	0.00	0	0	0	0	0
37-5290-9210001	OFP Pro Fees	0	0.00	0	0.00	0	0	0	0	0
37-5290-9310001	H & N Pro Fees	0	0.00	0	0.00	0	0	0	0	0
37-5290-9610001	Otolaryngology	0	0.00	3,724	0.05	963	0	4,687	0	4,687
37-5290-9610003	CSPTax Discretionary	0	0.00	0	0.00	0	0	0	0	0
<b>TOTAL</b>	<b>3,382,648</b>	<b>42.91</b>	<b>3,923,939</b>	<b>73.51</b>	<b>1,887,385</b>	<b>0</b>	<b>9,193,972</b>	<b>0</b>	<b>9,193,972</b>	

**UNMC-Auxiliary-739 Auxiliaries & Services/Restricted**

COST OBJECT	Dollar	FACULTY	NON FACULTY		EMPLOYEE BENEFITS	PERSONAL SERVICE CREDITS	TOTAL PERSONAL SERVICES	TOTAL OPERATING EXPENSES	TOTAL	
		FTE	Dollar	FTE						
33-5210-0010	Educational Behavior Therapy	0	0.00	3,000	0.00	838	0	3,838	0	3,838
<b>TOTAL</b>	<b>0</b>	<b>0.00</b>	<b>3,000</b>	<b>0.00</b>	<b>838</b>	<b>0</b>	<b>3,838</b>	<b>0</b>	<b>3,838</b>	
<b>SUB PROGRAM TOTAL</b>	<b>14,333,112</b>	<b>140</b>	<b>8,785,786</b>	<b>162</b>	<b>5,071,964</b>	<b>0</b>	<b>28,190,862</b>	<b>0</b>	<b>28,190,862</b>	

**SUBPROGRAM #/NAME: 53 College of Medicine**

**UNMC-State General Fund-731 State & University Generated/Unrestricted**

COST OBJECT	Dollar	FACULTY	NON FACULTY		EMPLOYEE BENEFITS	PERSONAL SERVICE CREDITS	TOTAL PERSONAL SERVICES	TOTAL OPERATING EXPENSES	TOTAL	
		FTE	Dollar	FTE						
31-5301-0001	Pathology/Microbiology	1,411,371	11.94	811,504	15.34	452,986	0	2,675,861	0	2,675,861
31-5301-3080	COSTSHARING/ 34-1905-2186-001	1,797	0.01	0	0.00	0	0	1,797	0	1,797
31-5301-3099	COSTSHARING/ 36-1905-2205-001	3,594	0.03	0	0.00	0	0	3,594	0	3,594
31-5301-3102	COSTSHARING/ 36-5301-2292-001	0	0.00	0	0.00	0	0	0	0	0
31-5301-3103	COSTSHARING/ 36-5301-2296-001	1,606	0.01	361	0.00	399	0	2,005	0	2,005

COST OBJECT LISTING BY SUB PROGRAM  
2014-2015 GENERAL OPERATING BUDGET  
UNIVERSITY OF NEBRASKA MEDICAL CENTER

**SUBPROGRAM #/NAME: 53 College of Medicine**

**UNMC-State General Fund-731 State & University Generated/Unrestricted**

COST OBJECT	Dollar	FACULTY	NON FACULTY		EMPLOYEE BENEFITS	PERSONAL SERVICE CREDITS	TOTAL PERSONAL SERVICES	TOTAL OPERATING EXPENSES	TOTAL	
		FTE	Dollar	FTE						
31-5301-3104	COSTSHARING/ 36-5301-2299-001	1,769	0.01	0	0.00	440	0	2,209	0	2,209
31-5310-0000	Pediatrics-Pediatrics Administration	2,178,912	32.24	367,175	4.32	609,849	0	3,155,936	0	3,155,936
31-5310-0121	Pediatrics - MRI	65,935	0.51	0	0.00	16,352	0	82,287	0	82,287
31-5310-3045	COSTSHARING/ 36-5322-2001-001	3,528	0.02	0	0.00	874	0	4,402	0	4,402
31-5310-3047	COSTSHARING/ 36-5316-2040-001	6,128	0.04	0	0.00	1,520	0	7,648	0	7,648
31-5310-3076	COSTSHARING/ 36-5321-2008-001	0	0.00	0	0.00	0	0	0	0	0
31-5310-3078	COSTSHARING/ 36-5315-2005-001	18,507	0.18	0	0.00	4,590	0	23,097	0	23,097
31-5310-3079	COSTSHARING/ 36-5318-2009-001	0	0.00	0	0.00	0	0	0	0	0
31-5310-3080	COSTSHARING/ 34-5234-2005-002	0	0.00	0	0.00	0	0	0	0	0
31-5310-3081	COSTSHARING/ 36-5318-3001-021	0	0.00	0	0.00	0	0	0	0	0
31-5310-3082	COSTSHARING/ 36-5316-3004-004	0	0.00	0	0.00	0	0	0	0	0
31-5310-3083	COSTSHARING/ 36-5316-2047-001	3,566	0.03	0	0.00	884	0	4,450	0	4,450
31-5310-3084	COSTSHARING/ 36-5321-3001-021	0	0.00	0	0.00	0	0	0	0	0
31-5310-3085	COSTSHARING/ 36-5318-3001-002	1,815	0.04	0	0.00	450	0	2,265	0	2,265
31-5310-3086	COSTSHARING/ 36-5316-3004-005	1,815	0.01	0	0.00	450	0	2,265	0	2,265
31-5310-3087	COSTSHARING/ 34-5234-2005-003	1,815	0.02	0	0.00	450	0	2,265	0	2,265
31-5310-3088	COSTSHARING/ 36-5321-3001-022	18,150	0.10	0	0.00	4,501	0	22,651	0	22,651
31-5330-0001	Psychiatry Instruction	1,142,074	10.05	22,038	1.00	182,674	0	1,346,786	0	1,346,786
31-5330-0002	Psychiatry - Admin	0	0.00	325,205	6.18	80,651	0	405,856	0	405,856
31-5330-0003	Clinical/Tech	0	0.00	0	0.00	0	0	0	0	0
31-5330-0110	Behavioral Hlth Education Ctr Residency	0	0.00	37,347	0.65	9,262	0	46,609	202,819	249,428
31-5330-0120	BHECN Telehealth	0	0.00	0	0.00	0	0	0	26,500	26,500
31-5330-0130	BHECN Interprof Edu	0	0.00	0	0.00	0	0	0	100,000	100,000
31-5330-0140	BHECN Residencies	0	0.00	134,912	0.00	0	0	134,912	180,700	315,612
31-5330-0150	BHECN Workforce Analysis	0	0.00	61,200	1.00	15,176	0	76,376	108,500	184,876
31-5330-0170	BHECN Administration	156,105	0.70	206,927	3.10	112,755	0	475,787	227,711	703,498
31-5340-0001	Radiation Oncology - Instruction	69,172	0.53	43,588	1.07	27,506	0	140,266	0	140,266
31-5340-3005	COSTSHARING/ 34-5340-2002-001	3,324	0.04	0	0.00	825	0	4,149	0	4,149
31-5340-3006	COSTSHARING/ 36-5340-2025-001	3,324	0.04	0	0.00	825	0	4,149	0	4,149
31-5350-0001	Radiology Instruction	457,532	3.38	253,459	3.51	165,467	0	876,458	0	876,458
31-5350-1000	AAA - Radiology	2,083	0.23	0	0.00	0	0	2,083	0	2,083
31-5360-0001	Surgery Instruction	402,875	2.15	680,473	8.09	229,386	0	1,312,734	0	1,312,734
31-5360-0020	Surgical Oncology	85,000	0.98	0	0.00	21,080	0	106,080	0	106,080
31-5360-0030	General Surgery	314,313	3.90	33,591	1.00	77,950	0	425,854	0	425,854
31-5360-0040	Cardiac Surgery	45,000	0.48	0	0.00	11,160	0	56,160	0	56,160
31-5360-0050	Oral/Maxillofacial Surgery	22,000	0.19	0	0.00	5,456	0	27,456	0	27,456
31-5360-0060	Urologic Surgery	156,618	1.68	0	0.00	2,480	0	159,098	0	159,098
31-5360-0070	Neurosurgery	224,819	2.36	37,883	1.00	41,191	0	303,893	0	303,893
31-5360-0080	Plastic Surgery	50,000	0.57	0	0.00	12,400	0	62,400	0	62,400
31-5360-0090	Transplant Surgery	89,350	0.76	0	0.00	22,159	0	111,509	0	111,509
31-5360-1000	AAA - Surgery	113,904	1.59	0	0.00	0	0	113,904	0	113,904
31-5370-0001	Emergency Medicine	209,049	1.91	216,571	4.00	105,545	0	531,165	0	531,165
<b>TOTAL</b>		<b>7,266,850</b>	<b>76.75</b>	<b>3,231,873</b>	<b>50.25</b>	<b>2,217,693</b>	<b>0</b>	<b>12,716,416</b>	<b>846,230</b>	<b>13,562,646</b>

**UNMC-Federal Letter of Credit-736 Federal/Restricted**

COST OBJECT	Dollar	FACULTY	NON FACULTY		EMPLOYEE BENEFITS	PERSONAL SERVICE CREDITS	TOTAL PERSONAL SERVICES	TOTAL OPERATING EXPENSES	TOTAL	
		FTE	Dollar	FTE						
34-5301-2054105	Staph Biofilm and Disease-Bio Core B	0	0.00	55,358	1.00	13,304	0	68,662	0	68,662
34-5301-2054205	Staph Biofilm and Disease-Admin Core C	18,150	0.12	81,062	2.00	23,843	0	123,055	0	123,055
34-5301-2054305	Staph Biofilm and Disease Project 1	27,225	0.17	47,420	1.07	17,937	0	92,582	0	92,582
				<b>362</b>						

COST OBJECT LISTING BY SUB PROGRAM  
2014-2015 GENERAL OPERATING BUDGET  
UNIVERSITY OF NEBRASKA MEDICAL CENTER

**SUBPROGRAM #/NAME: 53 College of Medicine**

**UNMC-Federal Letter of Credit-736 Federal/Restricted**

COST OBJECT	Dollar	FACULTY	NON FACULTY		EMPLOYEE BENEFITS	PERSONAL SERVICE CREDITS	TOTAL PERSONAL SERVICES	TOTAL OPERATING EXPENSES	TOTAL
		FTE	Dollar	FTE					
34-5301-2054405 Staph Biofilm and Disease Project 2	50,828	0.41	0	0.00	12,216	0	63,044	0	63,044
34-5301-2054505 Staph Biofilm and Disease Project 3	8,843	0.05	26,830	0.50	8,572	0	44,245	0	44,245
34-5301-2054605 Staph Biofilm and Disease Project 4	35,372	0.21	36,973	1.00	17,386	0	89,731	0	89,731
34-5301-2054705 Staph Biofilm and Disease Core A	0	0.00	31,699	0.50	7,617	0	39,316	0	39,316
34-5301-2059011 Pathology/Microbiology	59,691	0.35	26,829	0.50	20,792	0	107,312	0	107,312
34-5301-2065001 Pathology/Microbiology	114,976	0.95	48,305	1.00	39,239	0	202,520	0	202,520
34-5301-2067001 Pathology/Microbiology	14,995	0.11	0	0.00	3,604	0	18,599	0	18,599
34-5301-2068001 Pathology/Microbiology	46,741	0.46	29,070	1.00	18,219	0	94,030	0	94,030
34-5301-2069001 Pathology/Microbiology	24,225	0.25	67,820	2.00	22,120	0	114,165	0	114,165
34-5301-2070001 Pathology/Microbiology	17,686	0.11	70,611	1.54	21,220	0	109,517	0	109,517
34-5311-1012004 Urban MCH Leadership	2,091	0.01	312,433	5.39	75,585	0	390,109	0	390,109
34-5311-3008004 Building Capacity in major Urban Health	1,834	0.01	106,606	1.75	26,060	0	134,500	0	134,500
34-5311-3009002 Implementing a National Framework to Eli	1,815	0.01	109,821	2.15	26,828	0	138,464	0	138,464
34-5311-3010001 Pediatrics	1,815	0.01	19,900	0.32	5,218	0	26,933	0	26,933
34-5319-2001001 Pediatrics Infectious Disease	88,543	0.94	20,197	0.50	26,132	0	134,872	0	134,872
34-5319-2002001 Pediatrics	27,225	0.19	15,850	0.25	10,351	0	53,426	0	53,426
34-5350-2007001 Radiology	33,751	0.33	0	0.00	8,111	0	41,862	0	41,862
34-5350-2008004 NanoArt Man:Core B parent 3451602053004	37,626	0.35	18,025	0.50	13,373	0	69,024	0	69,024
34-5350-2009014 CHAIN-Biophysical Core-Sub/3451602057014	27,048	0.25	0	0.00	6,500	0	33,548	0	33,548
34-5350-2011006 Radiology	30,264	0.24	70,553	1.40	24,229	0	125,046	0	125,046
34-5360-2058001 Surgery	223,535	2.76	104,986	2.22	78,949	0	407,470	0	407,470
34-5360-2059001 Surgery	0	0.00	34,124	0.21	8,201	0	42,325	0	42,325
34-5360-2060001 Surgery	45,824	0.19	33,586	0.80	19,084	0	98,494	0	98,494
34-5360-2063008 Surgery	104,978	1.13	55,744	1.25	38,624	0	199,346	0	199,346
34-5360-2064002 Cytokine receptor populations in human a	45,824	0.19	82,684	1.70	30,883	0	159,391	0	159,391
34-5370-2001001 Emergency Medicine	4,632	0.60	38,226	1.00	10,300	0	53,158	0	53,158
<b>TOTAL</b>	<b>1,095,537</b>	<b>10.40</b>	<b>1,544,712</b>	<b>31.54</b>	<b>634,497</b>	<b>0</b>	<b>3,274,746</b>	<b>0</b>	<b>3,274,746</b>

**UNMC-Federal Advance-737 Federal/Restricted**

COST OBJECT	Dollar	FACULTY	NON FACULTY		EMPLOYEE BENEFITS	PERSONAL SERVICE CREDITS	TOTAL PERSONAL SERVICES	TOTAL OPERATING EXPENSES	TOTAL
		FTE	Dollar	FTE					
35-5360-2010001 Surgery	41,361	0.45	100,748	1.95	34,150	0	176,259	0	176,259
35-5360-2011001 Surgery	40,134	0.46	116,578	1.03	37,660	0	194,372	0	194,372
<b>TOTAL</b>	<b>81,495</b>	<b>0.91</b>	<b>217,326</b>	<b>2.98</b>	<b>71,810</b>	<b>0</b>	<b>370,631</b>	<b>0</b>	<b>370,631</b>

**UNMC-Trust-Grant/Cont/Loan/End-738 Trust/Restricted**

COST OBJECT	Dollar	FACULTY	NON FACULTY		EMPLOYEE BENEFITS	PERSONAL SERVICE CREDITS	TOTAL PERSONAL SERVICES	TOTAL OPERATING EXPENSES	TOTAL
		FTE	Dollar	FTE					
36-5301-2127011 Bioterrorism Laboratory Services Agreeeme	22,118	0.17	249,663	4.96	70,205	0	341,986	0	341,986
36-5301-2250001 Pathology/Microbiology	0	0.00	68,506	1.50	17,696	0	86,202	0	86,202
36-5301-2264001 Pathology/Microbiology	5,291	0.08	41,245	1.00	12,021	0	58,557	0	58,557
36-5301-2266003 Molecular Diagnosis and Prognosis in Agg	7,623	0.08	9,158	0.19	4,335	0	21,116	0	21,116
36-5301-2278001 Pathology/Microbiology	0	0.00	35,694	0.79	9,220	0	44,914	0	44,914
36-5301-2279001 Pathology/Microbiology	0	0.00	0	0.00	0	0	0	0	0
36-5301-2280002 The JDRF nPOD Viral Group: nPOD-V	12,253	0.10	0	0.00	3,166	0	15,419	0	15,419
36-5301-2281001 Pathology/Microbiology	69,712	0.67	62,488	1.50	34,148	0	166,348	0	166,348
36-5301-2282001 Pathology/Microbiology	1,815	0.02	0	0.00	469	0	2,284	0	2,284
36-5301-2284001 Pathology/Microbiology	40,096	0.33	0	0.00	10,356	0	50,452	0	50,452
36-5301-2287002 Development of Anti-Biofilm Compounds [v	28,823	0.35	0	0.00	7,445	0	36,268	0	36,268
36-5301-2289001 Pathology/Microbiology	18,150	0.15	41,782	1.10	15,482	0	75,414	0	75,414

COST OBJECT LISTING BY SUB PROGRAM  
2014-2015 GENERAL OPERATING BUDGET  
UNIVERSITY OF NEBRASKA MEDICAL CENTER

SUBPROGRAM #/NAME: 53 College of Medicine

UNMC-Trust-Grant/Cont/Loan/End-738 Trust/Restricted

COST OBJECT	Dollar	FACULTY	NON FACULTY		EMPLOYEE BENEFITS	PERSONAL	TOTAL	TOTAL	TOTAL
		FTE	Dollar	FTE		SERVICE CREDITS	PERSONAL SERVICES	OPERATING EXPENSES	
36-5301-2291001	0	0.00	0	0.00	0	0	0	0	0
36-5301-2292001	0	0.00	10,702	0.30	2,764	0	13,466	0	13,466
36-5301-2295001	1,815	0.02	0	0.00	469	0	2,284	0	2,284
36-5301-2298001	31,815	0.27	2,363	0.05	8,829	0	43,007	0	43,007
36-5301-2299001	0	0.00	23,720	0.46	6,127	0	29,847	0	29,847
36-5301-2301001	38,353	0.49	0	0.00	9,907	0	48,260	0	48,260
36-5301-2302001	19,921	0.28	16,879	0.50	9,507	0	46,307	0	46,307
36-5301-2303001	31,937	0.32	18,133	0.41	12,934	0	63,004	0	63,004
36-5301-2306001	0	0.00	6,432	0.15	1,663	0	8,095	0	8,095
36-5301-2307001	24,321	0.25	0	0.00	6,284	0	30,605	0	30,605
36-5301-2308001	241,757	2.64	86,448	2.00	84,781	0	412,986	0	412,986
36-5301-2310001	0	0.00	0	0.00	0	0	0	0	0
36-5301-2311001	7,641	0.08	6,146	0.13	3,562	0	17,349	0	17,349
36-5301-3009010	8,828	0.14	40,734	0.70	12,803	0	62,365	0	62,365
36-5301-3017003	5,279	0.04	5,355	0.10	2,746	0	13,380	0	13,380
36-5311-3007009	0	0.00	12,894	0.27	3,331	0	16,225	0	16,225
36-5311-3012003	0	0.00	10,397	0.10	2,686	0	13,083	0	13,083
36-5311-3013001	0	0.00	79,517	1.58	20,540	0	100,057	0	100,057
36-5311-3014001	0	0.00	85,241	1.69	22,018	0	107,259	0	107,259
36-5311-3015001	908	0.00	5,150	0.10	1,565	0	7,623	0	7,623
36-5311-3016001	908	0.00	5,401	0.10	1,630	0	7,939	0	7,939
36-5311-3017001	0	0.00	20,600	0.50	5,321	0	25,921	0	25,921
36-5313-2034001	8,877	0.21	0	0.00	2,294	0	11,171	0	11,171
36-5313-2037001	1,469	0.01	0	0.00	379	0	1,848	0	1,848
36-5313-2045001	2,521	0.02	0	0.00	651	0	3,172	0	3,172
36-5313-2047001	367	0.00	0	0.00	95	0	462	0	462
36-5313-2048001	29,336	0.26	33,000	1.00	16,103	0	78,439	0	78,439
36-5313-2049001	4,992	0.03	0	0.00	1,289	0	6,281	0	6,281
36-5313-2050001	1,797	0.01	0	0.00	464	0	2,261	0	2,261
36-5313-3001006	2,448	0.02	0	0.00	632	0	3,080	0	3,080
36-5316-2001058	3,630	0.03	57,994	0.85	15,918	0	77,542	0	77,542
36-5316-2039006	1,815	0.01	53,177	1.00	14,204	0	69,196	0	69,196
36-5316-2040001	0	0.00	2,870	0.05	741	0	3,611	0	3,611
36-5316-2047001	0	0.00	2,447	0.05	632	0	3,079	0	3,079
36-5316-2048001	1,120	0.01	2,447	0.05	921	0	4,488	0	4,488
36-5316-2050001	0	0.00	5,742	0.10	1,483	0	7,225	0	7,225
36-5316-2051001	3,596	0.03	43,090	0.65	12,059	0	58,745	0	58,745
36-5316-2052888	3,531	0.03	5,317	0.10	2,286	0	11,134	0	11,134
36-5316-2053888	2,202	0.02	5,317	0.10	1,942	0	9,461	0	9,461
36-5316-2054888	2,202	0.02	5,317	0.10	1,942	0	9,461	0	9,461
36-5316-3003006	3,666	0.03	13,085	0.19	4,328	0	21,079	0	21,079
36-5316-3004005	0	0.00	27,181	0.41	7,021	0	34,202	0	34,202
36-5318-2008003	27,055	0.29	0	0.00	6,989	0	34,044	0	34,044
36-5318-3001022	0	0.00	48,793	0.65	12,604	0	61,397	0	61,397
36-5319-2017001	122,699	1.11	72,186	0.95	50,342	0	245,227	0	245,227
36-5319-2018001	3,366	0.02	0	0.00	870	0	4,236	0	4,236
36-5319-2022001	367	0.01	0	0.00	95	0	462	0	462
36-5319-2023001	0	0.00	20,197	0.50	5,217	0	25,414	0	25,414
36-5319-2024888	641	0.01	0	0.00	165	0	806	0	806
36-5321-2005001	2,134	0.01	0	0.00	551	0	2,685	0	2,685
36-5321-2006003	9,075	0.05	367	0.06	3,087	0	15,039	0	15,039

COST OBJECT LISTING BY SUB PROGRAM  
2014-2015 GENERAL OPERATING BUDGET  
UNIVERSITY OF NEBRASKA MEDICAL CENTER

SUBPROGRAM #/NAME: 53 College of Medicine

UNMC-Trust-Grant/Cont/Loan/End-738 Trust/Restricted

COST OBJECT	Dollar	FACULTY	NON FACULTY		EMPLOYEE BENEFITS	PERSONAL	TOTAL	TOTAL	TOTAL	
		FTE	Dollar	FTE		SERVICE CREDITS	PERSONAL SERVICES	OPERATING EXPENSES		
36-5321-2010002	Heartland Genetics and Newborn Screening	453	0.00	0	0.00	117	0	570	0	570
36-5321-2011001	Pediatrics	2,517	0.01	0	0.00	650	0	3,167	0	3,167
36-5321-2012001	Pediatrics	629	0.00	0	0.00	163	0	792	0	792
36-5321-2013001	Pediatrics	7,551	0.04	0	0.00	1,950	0	9,501	0	9,501
36-5321-2014888	Pediatrics	7,551	0.04	0	0.00	1,950	0	9,501	0	9,501
36-5321-3001022	Special Nutritional Formula	12,867	0.10	0	0.00	3,323	0	16,190	0	16,190
36-5323-3002003	Pediatric Endocrinology and Diabetes Med	33,882	0.27	33,890	0.46	17,507	0	85,279	0	85,279
36-5328-2003001	Pediatrics Rheumatology	1,740	0.02	0	0.00	450	0	2,190	0	2,190
36-5328-2004001	Pediatrics Rheumatology	1,740	0.02	0	0.00	450	0	2,190	0	2,190
36-5330-2130001	Psychiatry	0	0.00	0	0.00	0	0	0	0	0
36-5330-2131001	Psychiatry	0	0.00	0	0.00	0	0	0	0	0
36-5330-2132001	Psychiatry	0	0.00	0	0.00	0	0	0	0	0
36-5330-2134001	Psychiatry	0	0.00	0	0.00	0	0	0	0	0
36-5330-2137001	Psychiatry	0	0.00	0	0.00	0	0	0	0	0
36-5330-2139001	Psychiatry	0	0.00	0	0.00	0	0	0	0	0
36-5330-2140001	Psychiatry	0	0.00	172,911	3.00	44,666	0	217,577	0	217,577
36-5330-2141888	Psychiatry	0	0.00	0	0.00	0	0	0	0	0
36-5350-2029001	Radiology	0	0.00	0	0.00	0	0	0	0	0
36-5360-2064001	Style 410 Silicone-Filled Breast Implant	0	0.00	0	0.00	0	0	0	0	0
36-5360-2087001	Adjuvant STI571 versus Placebo in Patien	0	0.00	4,075	0.06	1,053	0	5,128	0	5,128
36-5360-2116006	Kill the Killer Cells	8,438	0.09	68,994	1.80	20,003	0	97,435	0	97,435
36-5360-2131005	Long term Study of Brian Stimulation for	7,188	0.05	0	0.00	1,856	0	9,044	0	9,044
36-5360-2141001	Surgery	37,613	0.19	17,504	0.20	14,238	0	69,355	0	69,355
36-5360-2141116	UNMC Clinical Site	14,376	0.22	20,102	0.30	8,907	0	43,385	0	43,385
36-5360-2147001	Surgery	0	0.00	0	0.00	0	0	0	0	0
36-5360-2156001	Surgery	0	0.00	0	0.00	0	0	0	0	0
36-5360-2157001	Surgery	0	0.00	0	0.00	0	0	0	0	0
36-5360-2158001	Surgery	0	0.00	44,125	1.00	11,398	0	55,523	0	55,523
36-5360-2159001	Surgery	9,623	0.10	0	0.00	2,486	0	12,109	0	12,109
36-5360-2160001	Surgery	3,817	0.04	15,105	0.17	4,889	0	23,811	0	23,811
36-5360-2163001	Surgery	27,494	0.11	0	0.00	7,103	0	34,597	0	34,597
36-5360-2172001	Surgery	0	0.00	2,500	0.05	647	0	3,147	0	3,147
36-5360-3002004	Dev Community Lay Navigator Program	2,212	0.03	16,742	0.51	4,897	0	23,851	0	23,851
36-5370-2004005	Emer Dept Suicide Screening & Interventi	8,995	0.09	17,927	0.28	6,955	0	33,877	0	33,877
36-5370-2006001	Emergency Medicine	42,717	0.51	0	0.00	11,034	0	53,751	0	53,751
37-5301-1004003	Program Development - Nichols; Jessica	0	0.00	19,651	0.46	5,076	0	24,727	0	24,727
37-5301-1004008	Unexpended - Cohen; Samuel	60,344	0.69	71,407	1.61	34,034	0	165,785	0	165,785
37-5301-1004026	Program Development - Fu; Kai	0	0.00	24,970	0.70	6,450	0	31,420	0	31,420
37-5301-1004029	Program Development - Koepsell; Scott	0	0.00	32,600	1.00	8,421	0	41,021	0	41,021
37-5301-1004036	Unexpended - Talmadge; Jim	0	0.00	0	0.00	0	0	0	0	0
37-5301-1004069	Unexpended - Greiner; Tim	0	0.00	38,765	0.82	10,014	0	48,779	0	48,779
37-5301-1004092	Program Development - Fey; Paul	0	0.00	0	0.00	0	0	0	0	0
37-5301-2005001	Research Development Fund	0	0.00	0	0.00	0	0	0	0	0
37-5301-2006001	Academic Affiliation Agreement	0	0.00	44,125	1.00	11,398	0	55,523	0	55,523
37-5301-3001001	State Lab	0	0.00	142,146	2.00	36,719	0	178,865	0	178,865
37-5301-9001001	Regional Pathology Services	80,000	0.66	615,099	16.05	179,556	0	874,655	0	874,655
37-5301-9001002	Molecular Diagnostics/Forensics	0	0.00	68,952	2.00	17,811	0	86,763	0	86,763
37-5301-9001004	RPS - Marketing	0	0.00	152,674	2.00	39,437	0	192,111	0	192,111
37-5301-9001005	RPS - Client Services	0	0.00	94,565	2.00	24,427	0	118,992	0	118,992
37-5301-9001006	RPS - Billing	0	0.00	331,863	8.00	85,726	0	417,589	0	417,589
37-5301-9001008	RPS - State Lab NPHL	70,430	0.63	369	0.00	20,518	0	99,948	0	99,948

COST OBJECT LISTING BY SUB PROGRAM  
2014-2015 GENERAL OPERATING BUDGET  
UNIVERSITY OF NEBRASKA MEDICAL CENTER

SUBPROGRAM #/NAME: 53 College of Medicine

UNMC-Trust-Grant/Cont/Loan/End-738 Trust/Restricted

COST OBJECT	Dollar	FACULTY	NON FACULTY		EMPLOYEE BENEFITS	PERSONAL	TOTAL	TOTAL	TOTAL	
		FTE	Dollar	FTE		SERVICE CREDITS	PERSONAL SERVICES	OPERATING EXPENSES		
37-5301-9110001	Pathology Prof Scs Fees	705,016	6.48	0	0.00	182,116	0	887,132	0	887,132
37-5305-2000009	Zheng Development	10,267	0.18	42,103	1.05	13,528	0	65,898	0	65,898
37-5305-2000028	Narayanasamy Development	18,269	0.40	0	0.00	4,719	0	22,988	0	22,988
37-5305-2007001	Swarts Research Fund	0	0.00	33,945	1.00	8,768	0	42,713	0	42,713
37-5305-2008013	Temp Tobacco-Haorah	0	0.00	0	0.00	0	0	0	0	0
37-5305-2013001	JNIP (Journal of Neuroimmune Pharmacolog	0	0.00	10,152	0.20	2,622	0	12,774	0	12,774
37-5310-1001991	COSTSHARE/ 347-5319-2001-001	5,252	0.06	0	0.00	1,357	0	6,609	0	6,609
37-5310-1005001	Graduate Education Program	0	0.00	41,553	1.00	10,734	0	52,287	0	52,287
37-5310-2003001	Pediatric Research	30,613	0.17	122,394	3.00	39,523	0	192,530	0	192,530
37-5310-2008001	Pediatrics	0	0.00	387,428	6.84	100,079	0	487,507	0	487,507
37-5310-2009009	Cheryl Lozier Research - Piazza	0	0.00	19,519	0.55	5,042	0	24,561	0	24,561
37-5310-2009010	Chery Lozier Research - Coulter	0	0.00	0	0.00	0	0	0	0	0
37-5310-4001983	COSTSHARE/ 36-5313-2010-010	3,630	0.02	0	0.00	938	0	4,568	0	4,568
37-5310-4001991	COSTSHARE/ 36-5313-2012-001	2,030	0.01	0	0.00	525	0	2,555	0	2,555
37-5310-4003001	Pediatrics Admin	3,815,718	53.21	0	0.00	985,658	0	4,801,376	0	4,801,376
37-5310-4003002	Institutional Affiliation - Haney	34,101	0.84	0	0.00	8,809	0	42,910	0	42,910
37-5310-4003992	COSTSHARE/ 36-5234-3010-013	2,937	0.03	0	0.00	760	0	3,697	0	3,697
37-5310-4003993	COSTSHARE/ 34-5234-2005-003	7,901	0.14	0	0.00	2,040	0	9,941	0	9,941
37-5310-9110001	Pediatrics Prof Svs Fees	0	0.00	253,439	4.06	65,467	0	318,906	0	318,906
37-5312-9110001	Gastroenterology	0	0.00	56,773	1.50	14,666	0	71,439	0	71,439
37-5313-9110001	Hematology-Oncology	0	0.00	37,333	1.00	9,644	0	46,977	0	46,977
37-5314-9110001	Nephrology	0	0.00	40,491	1.00	10,459	0	50,950	0	50,950
37-5315-9110001	Newborn Medicine	0	0.00	45,008	1.00	11,627	0	56,635	0	56,635
37-5316-2001001	Cyst Fib Research	0	0.00	15,380	0.25	3,972	0	19,352	0	19,352
37-5316-9110001	Pulmonology	0	0.00	112,747	2.10	29,123	0	141,870	0	141,870
37-5318-9110001	Cardiology	0	0.00	249,728	3.35	64,508	0	314,236	0	314,236
37-5319-2003001	Pediatrics Infectious Diseases	39,428	0.54	90,347	1.80	33,524	0	163,299	0	163,299
37-5319-2003999	COSTSHARE/ 36-5319-2021-001	519	0.00	0	0.00	134	0	653	0	653
37-5319-3001001	Douglas County Health Dept	0	0.00	38,621	1.00	9,977	0	48,598	0	48,598
37-5320-9110001	Neurology	0	0.00	42,463	1.00	10,969	0	53,432	0	53,432
37-5321-9110001	Metabolism	0	0.00	39,799	1.00	10,281	0	50,080	0	50,080
37-5322-1002002	Medical Student Curriculum	0	0.00	10,000	0.00	2,583	0	12,583	0	12,583
37-5323-9110001	Endocrinology	0	0.00	328,016	4.14	84,732	0	412,748	0	412,748
37-5330-1001001	Anna Stake Psy Fellowship	0	0.00	41,460	0.50	10,710	0	52,170	0	52,170
37-5330-1003004	Closeral Account	40,932	0.40	0	0.00	10,574	0	51,506	0	51,506
37-5330-1003006	Sorrell - Consultation	0	0.00	30,698	0.30	7,930	0	38,628	0	38,628
37-5330-1003007	Consultation Fund	15,771	0.17	0	0.00	4,075	0	19,846	0	19,846
37-5330-2001002	Psychiatry - Child & Adolescent	0	0.00	0	0.00	0	0	0	0	0
37-5330-9110005	Adult Psychiatry	0	0.00	0	0.00	0	0	0	0	0
37-5330-9210007	Psychiatry-Robin Zagurski	0	0.00	0	0.00	0	0	0	0	0
37-5330-9210012	Psychiatry- Brenda McInay	0	0.00	0	0.00	0	0	0	0	0
37-5330-9310002	Psychiatry-Batey	0	0.00	0	0.00	0	0	0	0	0
37-5330-9310009	Dept Psych-Adults-Greiner	0	0.00	0	0.00	0	0	0	0	0
37-5330-9410009	Psychiatry-Geriatrics-Adlof	0	0.00	0	0.00	0	0	0	0	0
37-5330-9510009	Psychiatry Consult - Sharma	0	0.00	0	0.00	0	0	0	0	0
37-5330-9510010	Psychiatry Consultation - John Markus	0	0.00	0	0.00	0	0	0	0	0
37-5340-1001001	Professional Fees	0	0.00	0	0.00	0	0	0	0	0
37-5340-2003001	Radiation Oncology	38,102	0.38	7,907	0.09	11,886	0	57,895	0	57,895
37-5350-9110001	Radiology Prof Svs Fees- Walker	0	0.00	0	0.00	0	0	0	0	0
37-5350-9210001	Div Of Nm Prof Svs Fees/Walker	0	0.00	0	0.00	0	0	0	0	0
37-5350-9310001	Div Of Rt Prof Svs Fees	0	0.00	366	0.00	0	0	0	0	0

COST OBJECT LISTING BY SUB PROGRAM  
2014-2015 GENERAL OPERATING BUDGET  
UNIVERSITY OF NEBRASKA MEDICAL CENTER

**SUBPROGRAM #/NAME: 53 College of Medicine**

**UNMC-Trust-Grant/Cont/Loan/End-738 Trust/Restricted**

COST OBJECT	Dollar	FACULTY	NON FACULTY		EMPLOYEE BENEFITS	PERSONAL SERVICE CREDITS	TOTAL PERSONAL SERVICES	TOTAL OPERATING EXPENSES	TOTAL	
		FTE	Dollar	FTE						
37-5350-9510001	Radiology	0	0.00	0	0.00	0	0	0	0	
37-5350-9610001	Radiology	264,585	5.05	4,228	0.08	69,439	0	338,252	0	338,252
37-5350-9710001	Radiology	0	0.00	16,272	0.28	4,204	0	20,476	0	20,476
37-5360-1002001	Core Research Lab	0	0.00	0	0.00	0	0	0	0	0
37-5360-2015001	FK-506 Residual	0	0.00	49,590	1.00	12,810	0	62,400	0	62,400
37-5360-2043001	Hammel Research	0	0.00	55,183	1.00	14,254	0	69,437	0	69,437
37-5360-2064001	Surgery	36,300	0.36	36,414	1.00	18,783	0	91,497	0	91,497
37-5360-3003001	Heart Transplant/CHF Program	0	0.00	0	0.00	0	0	0	0	0
37-5360-3004001	Surgery	0	0.00	0	0.00	0	0	0	0	0
37-5360-3005001	Surgery	0	0.00	0	0.00	0	0	0	0	0
37-5360-3006001	Surgery	0	0.00	0	0.00	0	0	0	0	0
37-5360-4000001	Surgery	41,872	1.00	33,262	0.50	19,409	0	94,543	0	94,543
37-5360-4000002	Duncan	130,389	1.00	0	0.00	33,682	0	164,071	0	164,071
37-5360-4000003	Hammel	85,017	1.00	0	0.00	21,961	0	106,978	0	106,978
37-5360-4001001	Surgery	126,840	3.00	14,075	0.25	36,400	0	177,315	0	177,315
37-5360-4007001	Surgery	40,400	1.00	0	0.00	10,436	0	50,836	0	50,836
37-5360-9110001	Surgery Prof Svs Fees	0	0.00	0	0.00	0	0	0	0	0
37-5360-9210001	Thorac & Card Sur Pro Fee	0	0.00	0	0.00	0	0	0	0	0
37-5360-9210999	COSTSHARE/ 36-1905-2242-001	35,940	0.46	0	0.00	9,284	0	45,224	0	45,224
37-5360-9310001	General Surgery Pro Fees	0	0.00	0	0.00	0	0	0	0	0
37-5360-9310025	Trauma Surger	0	0.00	0	0.00	0	0	0	0	0
37-5360-9310997	COSTSHARE/ 34-5170-2073-001	26,955	0.13	0	0.00	6,963	0	33,918	0	33,918
37-5360-9310998	COSTSHARE/ 36-5360-2158-001	6,958	0.08	0	0.00	1,797	0	8,755	0	8,755
37-5360-9410001	Cardiothoracic Surgery Pro Fees	0	0.00	0	0.00	0	0	0	0	0
37-5360-9510001	Oral Surgery Pro Svs Fees	0	0.00	0	0.00	0	0	0	0	0
37-5360-9710001	Neurosurgery Pro Fees	0	0.00	0	0.00	0	0	0	0	0
37-5360-9810001	Plastic Surgery Pro Fees	0	0.00	0	0.00	0	0	0	0	0
37-5360-9910001	Transplant	15,771	0.17	0	0.00	4,075	0	19,846	0	19,846
37-5370-2017001	Emergency Medicine	0	0.00	0	0.00	0	0	0	0	0
37-5370-9010001	Emergency Medicine	0	0.00	0	0.00	0	0	0	0	0
37-5370-9010028	Cooper	0	0.00	0	0.00	0	0	0	0	0
37-5370-9010996	COSTSHARE/ 36-5370-1001-001	0	0.00	0	0.00	0	0	0	0	0
37-5370-9012001	Emergency Medicine	0	0.00	0	0.00	0	0	0	0	0
<b>TOTAL</b>	<b>6,881,960</b>	<b>88.90</b>	<b>5,711,705</b>	<b>114.30</b>	<b>3,253,149</b>	<b>0</b>	<b>15,846,814</b>	<b>0</b>	<b>15,846,814</b>	

**UNMC-Auxiliary-739 Auxiliaries & Services/Restricted**

COST OBJECT	Dollar	FACULTY	NON FACULTY		EMPLOYEE BENEFITS	PERSONAL SERVICE CREDITS	TOTAL PERSONAL SERVICES	TOTAL OPERATING EXPENSES	TOTAL	
		FTE	Dollar	FTE						
33-5301-0030	P3 Facility	0	0.00	4,868	0.03	1,360	0	6,228	45,380	51,608
33-5301-0056	NE Biocontainment Unit	0	0.00	89,090	1.70	24,884	0	113,974	0	113,974
33-5301-0200	Path/Micro Tissue Bank Fee Clearing	0	0.00	87,344	1.70	24,397	0	111,741	0	111,741
33-5301-0566	Elsevier Editor-In-Chief James Talamdge	0	0.00	41,834	1.00	11,685	0	53,519	0	53,519
33-5301-0906	Kuszynski/Cell Sorter Facility	36,239	0.38	63,599	1.45	27,887	0	127,725	0	127,725
33-5301-1346	HLA Typing	0	0.00	165,687	3.00	46,278	0	211,965	105,040	317,005
33-5301-2446	NPHL Research Account	0	0.00	4,869	0.11	1,360	0	6,229	0	6,229
33-5301-3476	Public Health Lab Services	0	0.00	59,983	1.31	16,755	0	76,738	93,425	170,163
33-5301-3477	Public Health Chemistry Services	0	0.00	66,813	1.35	18,662	0	85,475	53,124	138,599
33-5301-3486	Bio Safety Program	0	0.00	1,903	0.05	532	0	2,435	0	2,435
33-5301-3526	NPHL FTIR/RAMAN PT Program	0	0.00	10,285	0.20	2,874	0	13,159	0	13,159
33-5301-5006	Tissue Science Facility	0	0.00	104,747	2.55	29,257	0	134,004	184,183	318,187
				<b>367</b>						

COST OBJECT LISTING BY SUB PROGRAM  
2014-2015 GENERAL OPERATING BUDGET  
UNIVERSITY OF NEBRASKA MEDICAL CENTER

**SUBPROGRAM #/NAME: 53 College of Medicine**

**UNMC-Auxiliary-739 Auxiliaries & Services/Restricted**

COST OBJECT	Dollar	FACULTY		NON FACULTY		EMPLOYEE BENEFITS	PERSONAL SERVICE CREDITS	TOTAL PERSONAL SERVICES	TOTAL OPERATING EXPENSES	TOTAL
		FTE	Dollar	FTE	Dollar					
33-5305-0001	Nebraska Neurosciences Lecture Series	0	0.00	0	0.00	0	0	0	13,340	13,340
33-5305-0003	CNND Fees	0	0.00	82,951	1.95	23,170	0	106,121	86,000	192,121
33-5305-0004	CNND General Supply Clearing Account	0	0.00	0	0.00	0	0	0	32,596	32,596
33-5305-0006	DRC BL-3 Lab	0	0.00	0	0.00	0	0	0	21,000	21,000
33-5305-0007	Confocal Microscope Core	0	0.00	0	0.00	0	0	0	2,369	2,369
33-5305-0008	PEN SPECT Facility	0	0.00	0	0.00	0	0	0	1,500	1,500
33-5305-0009	PEN Neuronal Tissue Core	0	0.00	0	0.00	0	0	0	3,000	3,000
33-5340-1013	RTOG Cooperative Group	0	0.00	0	0.00	0	0	0	20,000	20,000
33-5350-2222	Bioimaging Core Lab	42,475	0.39	69,900	1.69	31,389	0	143,764	0	143,764
<b>TOTAL</b>	<b>78,714</b>	<b>0.77</b>	<b>853,873</b>	<b>18.09</b>	<b>260,490</b>	<b>0</b>	<b>1,193,077</b>	<b>660,957</b>	<b>1,854,034</b>	
<b>SUB PROGRAM TOTAL</b>	<b>15,404,556</b>	<b>178</b>	<b>11,559,489</b>	<b>217</b>	<b>6,437,639</b>	<b>0</b>	<b>33,401,684</b>	<b>1,507,187</b>	<b>34,908,871</b>	

**SUBPROGRAM #/NAME: 54 College of Public Health**

**UNMC-State General Fund-731 State & University Generated/Unrestricted**

COST OBJECT	Dollar	FACULTY		NON FACULTY		EMPLOYEE BENEFITS	PERSONAL SERVICE CREDITS	TOTAL PERSONAL SERVICES	TOTAL OPERATING EXPENSES	TOTAL
		FTE	Dollar	FTE	Dollar					
31-5401-0001	Dean-College of Public Health	0	0.28	246,668	10.42	171,956	0	418,624	0	418,624
31-5401-0100	POE-COPH-College of Public Health	-72,292	0.51	115,000	0.00	55,210	0	97,918	0	97,918
31-5401-0203	COPH Student Affairs	0	0.00	68,021	1.00	16,869	0	84,890	0	84,890
31-5401-0500	COPH Online Worldwide Edu Funds	447,511	0.00	0	0.00	64,889	0	512,400	0	512,400
31-5401-0540	Dean Startup	130,458	2.95	99,942	1.00	116,486	0	346,886	0	346,886
31-5401-2000	COPH Dean's Office Grant Return	0	0.00	0	0.00	0	0	0	0	0
31-5401-2310	Dean's BIO Reallocation	0	0.00	13,044	0.19	3,235	0	16,279	0	16,279
31-5401-2320	Dean's EAOH Reallocation	0	0.00	0	0.00	0	0	0	0	0
31-5401-2330	Dean's EPI Reallocation	41,695	0.13	0	0.00	10,341	0	52,036	0	52,036
31-5401-2340	Dean's HSRA Reallocation	52,607	0.27	48,758	0.90	24,574	0	125,939	0	125,939
31-5401-2350	Dean's HPSBH Reallocation	0	2.17	0	0.33	0	0	0	0	0
31-5401-2355	Dean's RHEN Reallocation	45,486	0.25	5,000	0.00	12,521	0	63,007	0	63,007
31-5401-2385	Dean's CRHD Reallocation	0	0.00	5,000	0.00	1,240	0	6,240	0	6,240
31-5401-7007	COSTSHARING/ 36-0115-1005-001	2,488	0.02	0	0.00	618	0	3,106	0	3,106
31-5405-0200	Educational Programs-Educational Svcs	0	0.00	68,250	0.93	16,927	0	85,177	0	85,177
31-5405-0580	Educational Services	0	0.00	96,456	2.07	23,922	0	120,378	34,652	155,030
31-5407-0001	Office of Public Health Practice	0	0.00	79,493	1.04	19,714	0	99,207	0	99,207
31-5410-0001	Biostatistics	127,991	0.95	69,621	1.15	49,008	0	246,620	0	246,620
31-5410-0100	POE - Biostatistics	228,412	3.56	0	0.00	109,546	0	337,958	0	337,958
31-5410-2000	BIOS Grant Return	7,333	0.07	0	0.00	1,819	0	9,152	0	9,152
31-5410-7027	COSTSHARING/ 36-1905-2234-001	0	0.00	0	0.00	0	0	0	0	0
31-5420-0001	Environmental Agric & Occup Hlth Science	171,486	1.39	82,311	1.15	57,652	0	311,449	0	311,449
31-5420-0100	POE - EAOH	305,560	3.07	0	0.00	91,730	0	397,290	0	397,290
31-5420-2000	EAOH Grant Return	21,920	0.26	0	0.00	5,436	0	27,356	0	27,356
31-5430-0001	Epidemiology	48,490	0.26	51,456	1.25	24,786	0	124,732	0	124,732
31-5430-0100	POE - EPI	424,100	3.41	0	0.00	108,968	0	533,068	0	533,068
31-5430-1101	EPI - Beseler	0	0.15	0	0.00	0	0	0	0	0
31-5430-2000	EPI Grant Return	0	0.00	0	0.00	0	0	0	0	0
31-5430-7007	COSTSHARING/ 36-5430-2020-001	0	0.00	0	0.00	0	0	0	0	0
31-5430-7008	COSTSHARING/ 36-5430-2025-001	1,390	0.01	0	0.00	345	0	1,735	0	1,735
31-5430-7009	COSTSHARING/ 36-5430-2025-001	3,107	0.03	0	0.00	770	0	3,877	0	3,877
31-5440-0001	Health Services Admin & Research	276,496	4.71	90,108	1.45	122,400	0	489,004	0	489,004
				<b>368</b>						



COST OBJECT LISTING BY SUB PROGRAM  
 2014-2015 GENERAL OPERATING BUDGET  
 UNIVERSITY OF NEBRASKA MEDICAL CENTER

**SUBPROGRAM #/NAME: 54 College of Public Health**

**UNMC-State General Fund-731 State & University Generated/Unrestricted**

COST OBJECT	Dollar	FACULTY	NON FACULTY		EMPLOYEE BENEFITS	PERSONAL SERVICE CREDITS	TOTAL PERSONAL SERVICES	TOTAL OPERATING EXPENSES	TOTAL	
		FTE	Dollar	FTE						
31-5440-0100	POE - HSRA	331,621	2.86	0	0.00	82,242	0	413,863	0	413,863
31-5440-0560	POE-Patient Focused Applic of Clin & Hlt	115,706	0.36	77,518	1.28	47,919	0	241,143	0	241,143
31-5440-1101	HSRA - Nayar	0	0.44	0	0.00	0	0	0	0	0
31-5445-0001	Center for Health Policy State Account	0	0.00	0	0.00	0	0	0	0	0
31-5445-2000	Center for Health Policy Grant Return	0	0.00	13,397	0.30	3,323	0	16,720	0	16,720
31-5450-0001	Hlth Promo Social & Behavioral Hlth Scie	186,127	3.46	85,792	1.40	124,234	0	396,153	0	396,153
31-5450-0100	POE - HPSBH	436,542	4.15	0	0.00	108,262	0	544,804	0	544,804
31-5450-0300	LB985 NE JJSDP Eval	0	0.00	0	0.00	0	0	0	0	0
31-5450-0301	Ankara Fam Health & Weight Study 7/1/14	-4,666	0.00	4,666	0.07	0	0	0	0	0
31-5450-1101	Diversity Funds-Pettee	0	0.60	0	0.00	0	0	0	0	0
31-5450-7012	COSTSHARING/ 34-5210-1004-004	0	0.00	0	0.00	0	0	0	0	0
31-5455-0501	RHEN - Allied Health	225,746	3.27	52,005	0.59	68,756	0	346,507	17,253	363,760
31-5455-0701	RHEN - College of Medicine	50,035	0.28	28,805	0.50	19,552	0	98,392	3,078	101,470
31-5455-0901	RHEN - Nursing	53,133	0.35	0	0.00	0	0	53,133	2,314	55,447
31-5455-1102	RHEN Diversity Fund	0	0.00	0	0.00	0	0	0	0	0
31-5455-1301	RHEN - Family Practice	187,745	1.16	0	0.00	40,032	0	227,777	10,162	237,939
31-5455-1501	RHEN - Special Programs	74,925	0.41	88,112	1.87	40,433	0	203,470	36,567	240,037
31-5455-1575	POE-RHEN-Health Science Programs	0	0.00	0	0.00	0	0	0	30,000	30,000
31-5455-1701	Rural Hlth Opp Prog in Rural NE	-3,822	0.00	3,822	0.32	0	0	0	0	0
31-5455-1801	Prin of Community Engagement in PH	-1,917	0.05	1,917	0.05	0	0	0	0	0
31-5455-7005	COSTSHARING/ 36-0115-1004-001	0	0.00	0	0.00	0	0	0	0	0
31-5455-7006	COSTSHARING/ 34-5210-1004-003	0	0.00	0	0.00	0	0	0	0	0
31-5455-7007	COSTSHARING/ 34-5210-1004-001	0	0.00	0	0.00	0	0	0	0	0
31-5455-7008	COSTSHARING/ 34-5210-1004-004	0	0.00	0	0.00	0	0	0	0	0
31-5470-0001	Center for Global Health & Development	0	0.00	0	1.00	0	0	0	0	0
31-5470-0540	CGHAD Specific Hire	173,697	0.78	10,000	0.00	45,557	0	229,254	0	229,254
31-5470-2001	Panigraphi Start-Up	40,562	0.77	20,858	0.45	15,232	0	76,652	0	76,652
31-5480-0001	Toxicology	0	0.00	5,653	0.10	1,402	0	7,055	0	7,055
31-5485-2002	Center for Red Hlth Disp-Su Start Up	0	0.00	0	0.00	0	0	0	0	0
<b>TOTAL</b>	<b>4,129,672</b>	<b>43.34</b>	<b>1,531,673</b>	<b>30.81</b>	<b>1,707,906</b>	<b>0</b>	<b>7,369,251</b>	<b>134,026</b>	<b>7,503,277</b>	

**UNMC-Federal Letter of Credit-736 Federal/Restricted**

COST OBJECT	Dollar	FACULTY	NON FACULTY		EMPLOYEE BENEFITS	PERSONAL SERVICE CREDITS	TOTAL PERSONAL SERVICES	TOTAL OPERATING EXPENSES	TOTAL	
		FTE	Dollar	FTE						
34-5407-3001003	College of Public Health	926	0.01	9,007	0.13	2,388	0	12,321	0	12,321
34-5420-2002103	Central States for Ag Safety & Health	55,855	0.50	42,084	0.71	23,536	0	121,475	0	121,475
34-5420-2002203	Central States for Ag Safety & Health	15,904	0.17	2,942	0.05	4,530	0	23,376	0	23,376
34-5420-2002303	Central States for Ag Safety & Health	14,142	0.12	14,122	0.24	6,794	0	35,058	0	35,058
34-5420-2002403	Central States for Ag Safety & Health	27,794	0.20	0	0.00	6,680	0	34,474	0	34,474
34-5420-2002503	Central States for Ag Safety & Health	35,284	0.31	6,782	0.10	10,109	0	52,175	0	52,175
34-5420-2002603	Central States for Ag Safety & Health	6,611	0.05	0	0.00	1,588	0	8,199	0	8,199
34-5420-2002703	Central States for Ag Safety & Health	20,352	0.17	46,097	0.75	15,968	0	82,417	0	82,417
34-5420-2002803	Central States for Ag Safety & Health	36,284	0.33	28,782	0.75	15,636	0	80,702	0	80,702
34-5420-2002903	Central States for Ag Safety & Health	60,726	0.72	0	0.00	14,593	0	75,319	0	75,319
34-5430-2002002	Cancer Epidemiology Education in Special	87,691	0.42	49,530	0.90	32,976	0	170,197	0	170,197
34-5440-2004001	Understanding life-space characteristics	0	0.00	0	0.00	0	0	0	0	0
34-5450-2003001	College of Public Health	0	0.00	0	0.00	0	0	0	0	0
34-5450-2003002	The Effect of Point-of-Sale Tobacco Mark	58,856	0.36	4,853	0.07	15,309	0	79,018	0	79,018
34-5470-2002002	Feasibility of a touch screen Computer b	40,058	0.39	0	0.00	9,627	0	49,685	0	49,685
<b>TOTAL</b>	<b>460,483</b>	<b>3.72</b>	<b>204,199</b>	<b>3.70</b>	<b>159,734</b>	<b>0</b>	<b>824,416</b>	<b>0</b>	<b>824,416</b>	

COST OBJECT LISTING BY SUB PROGRAM  
2014-2015 GENERAL OPERATING BUDGET  
UNIVERSITY OF NEBRASKA MEDICAL CENTER

**SUBPROGRAM #/NAME: 54 College of Public Health**

**UNMC-Federal Advance-737 Federal/Restricted**

COST OBJECT	Dollar	FACULTY	NON FACULTY		EMPLOYEE BENEFITS	PERSONAL SERVICE CREDITS	TOTAL PERSONAL SERVICES	TOTAL OPERATING EXPENSES	TOTAL
		FTE	Dollar	FTE					
35-5430-2001003 IPA for Matthew Anderson	0	0.00	2,035	0.03	489	0	2,524	0	2,524
35-5440-2025001 Prosthetics Patient Satisfaction Questio	9,227	0.09	226	0.00	2,273	0	11,726	0	11,726
35-5450-2002001 College of Public Health	1,761	0.01	3,609	0.18	1,291	0	6,661	0	6,661
<b>TOTAL</b>	<b>10,988</b>	<b>0.09</b>	<b>5,870</b>	<b>0.22</b>	<b>4,053</b>	<b>0</b>	<b>20,911</b>	<b>0</b>	<b>20,911</b>

**UNMC-Trust-Grant/Cont/Loan/End-738 Trust/Restricted**

COST OBJECT	Dollar	FACULTY	NON FACULTY		EMPLOYEE BENEFITS	PERSONAL SERVICE CREDITS	TOTAL PERSONAL SERVICES	TOTAL OPERATING EXPENSES	TOTAL
		FTE	Dollar	FTE					
36-5407-1002001 College of Public Health	0	0.00	0	0.00	0	0	0	0	0
36-5410-2039003 Core Center for Communication Disorders	11,633	0.10	8,322	0.12	5,155	0	25,110	0	25,110
36-5410-2040001 COPH Biostatistics	1,901	0.03	0	0.00	490	0	2,391	0	2,391
36-5410-2044001 College of Public Health	10,752	0.05	6,762	0.10	4,524	0	22,038	0	22,038
36-5430-1001001 Occupational Injury Research and Educati	0	0.00	0	0.00	0	0	0	0	0
36-5430-2010008 Child Death Review Team (CDRT)	74,687	0.85	0	0.00	19,292	0	93,979	0	93,979
36-5430-2014004 National Umbrella Cooperative Agreement	10,187	0.08	19,918	0.39	7,776	0	37,881	0	37,881
36-5430-2024001 COPH Epidemiology	41,037	0.35	72,961	1.25	29,448	0	143,446	0	143,446
36-5430-2025001 College of Public Health	0	0.00	2,213	0.16	571	0	2,784	0	2,784
36-5440-2023004 SPHI - Data Center	15,219	0.14	0	0.00	3,931	0	19,150	0	19,150
36-5440-2033002 Colon Cancer Program Evaluation	25,335	0.26	0	0.00	6,544	0	31,879	0	31,879
36-5440-2034002 Geospatial Subgrant	43,808	0.40	41,323	1.00	21,991	0	107,122	0	107,122
36-5440-2035001 College of Public Health	972	0.16	243	0.12	313	0	1,528	0	1,528
36-5440-3004005 ORH & BT	0	0.00	125,153	3.33	32,328	0	157,481	0	157,481
36-5440-3005006 Credentialing ESAR-VHP Volunteers	0	0.00	77,180	1.48	19,936	0	97,116	0	97,116
36-5440-3007003 Community Transformation Grant	28,682	0.30	7,396	0.16	9,319	0	45,397	0	45,397
36-5445-3001004 Strengthening Public Health Infrastructu	4,929	0.04	12,383	0.22	4,473	0	21,785	0	21,785
36-5450-1008001 College of Public Health	0	0.00	0	0.00	0	0	0	0	0
36-5450-2004001 COPH HPSBH	0	0.00	0	0.00	0	0	0	0	0
36-5450-2009003 Systems Approach to Obesity Prevention	11,102	0.05	0	0.00	2,868	0	13,970	0	13,970
36-5450-2012003 HIV Prevention Part C	11,813	0.13	0	0.00	3,052	0	14,865	0	14,865
36-5450-2016001 College of Public Health	0	0.00	0	0.00	0	0	0	0	0
36-5450-2017001 College of Public Health	0	0.00	0	0.00	0	0	0	0	0
36-5450-2019001 College of Public Health	3,761	0.04	0	0.00	972	0	4,733	0	4,733
36-5450-2021001 College of Public Health	0	0.00	0	0.00	0	0	0	0	0
36-5450-2022001 College of Public Health	3,285	0.03	307	0.01	928	0	4,520	0	4,520
36-5450-2023001 College of Public Health	5,952	0.06	0	0.00	1,538	0	7,490	0	7,490
36-5450-3005001 College of Public Health	2,457	0.01	608	0.01	791	0	3,856	0	3,856
36-5450-3006002 Nebraska Association of Local Health Dir	0	0.00	0	0.00	0	0	0	0	0
36-5450-3006003 Nebraska Association of Local Health Dir	6,014	0.07	1,304	0.02	1,890	0	9,208	0	9,208
36-5455-2003004 Native American Research Center for Heal	4,717	0.03	0	0.00	1,218	0	5,935	0	5,935
36-5455-2004001 College of Public Health	0	0.00	0	0.00	0	0	0	0	0
36-5465-1006012 Nebraska Center for Bioterrorism Edu	112,296	1.32	352,139	6.05	119,971	0	584,406	0	584,406
36-5470-2003001 COPH Global Health	29,298	0.33	0	0.00	7,569	0	36,867	0	36,867
36-5470-2007001 College of Public Health	84,736	0.62	0	0.00	21,888	0	106,624	0	106,624
36-5485-2004001 College of Public Health	2,465	0.02	0	0.00	637	0	3,102	0	3,102
36-5485-2005001 College of Public Health	0	0.00	0	0.00	0	0	0	0	0
36-5485-2006001 College of Public Health	0	0.00	4,573	0.07	1,181	0	5,754	0	5,754
36-5485-2007001 College of Public Health	0	0.00	0	0.00	0	0	0	0	0
36-5485-2008001 College of Public Health	5,245	0.05	0	0.00	1,354	0	6,599	0	6,599
36-5485-3001010 Tobacco Free Nebraska	0	0.00	80,718	1.76	20,850	0	101,568	0	101,568
36-5485-3015001 College of Public Health	0	0.00	434	0.01	113	0	547	0	547
			<b>370</b>						

COST OBJECT LISTING BY SUB PROGRAM  
2014-2015 GENERAL OPERATING BUDGET  
UNIVERSITY OF NEBRASKA MEDICAL CENTER

**SUBPROGRAM #/NAME: 54 College of Public Health**

**UNMC-Trust-Grant/Cont/Loan/End-738 Trust/Restricted**

COST OBJECT	Dollar	FACULTY		NON FACULTY		EMPLOYEE BENEFITS	PERSONAL SERVICE CREDITS	TOTAL PERSONAL SERVICES	TOTAL OPERATING EXPENSES	TOTAL
		FTE	Dollar	FTE	Dollar					
36-5485-3016001 College of Public Health	0	0.00	17,874	0.27	4,618	0	22,492	0	22,492	
37-5401-1001001 Preventive & Societa	0	0.00	35,581	0.67	9,191	0	44,772	0	44,772	
37-5401-1001003 COPH Dean's Office Consulting	0	0.00	0	0.00	0	0	0	0	0	
37-5407-3002002 GPPHLI Scholarships	0	0.00	53,362	0.76	13,784	0	67,146	0	67,146	
37-5410-2001001 COPH Biostatistics	110,469	1.33	163,899	2.53	70,874	0	345,242	0	345,242	
37-5410-2001999 COSTSHARE/ 36-5237-2229-001	0	0.00	0	0.00	0	0	0	0	0	
37-5420-2001001 COPH EAOH	8,774	0.24	0	0.00	2,267	0	11,041	0	11,041	
37-5420-3001001 COPH EAO Health Sci	31,406	0.28	0	0.00	8,113	0	39,519	0	39,519	
37-5430-2001001 COPH Epidemiology	23,628	0.26	0	0.00	6,102	0	29,730	0	29,730	
37-5440-1001001 HSRA	0	0.00	0	0.00	0	0	0	0	0	
37-5440-2001001 COPH HRSA	10,257	0.02	0	0.00	2,650	0	12,907	0	12,907	
37-5450-2001001 COPH HPSBH	98,772	0.99	0	0.00	25,515	0	124,287	0	124,287	
37-5450-2001003 Building Healthy Futures	0	0.00	53,282	0.90	13,765	0	67,047	0	67,047	
37-5450-2001997 COSTSHARE/ 36-5430-2025-001	1,755	0.01	0	0.00	454	0	2,209	0	2,209	
37-5455-1005001 Eppley	2,209	0.01	0	0.00	570	0	2,779	0	2,779	
37-5455-2001001 COPH RHEN	362	0.00	0	0.00	93	0	455	0	455	
37-5470-1001001 COPH Global Health	69,943	0.58	5,000	0.00	19,358	0	94,301	0	94,301	
37-5485-3001001 COPH Hlth Disparities	107,576	0.93	67,758	1.47	45,291	0	220,625	0	220,625	
37-5485-3001002 Reducing Hlth Disparities - North Omaha	0	0.00	76,141	1.00	19,668	0	95,809	0	95,809	
37-5485-3001003 Reducing Hlth Disparities - South Omaha	0	0.00	33,506	0.46	8,655	0	42,161	0	42,161	
37-5495-2001001 COPH CCORDA	34,222	0.45	108,132	1.53	36,772	0	179,126	0	179,126	
<b>TOTAL</b>	<b>1,051,656</b>	<b>10.63</b>	<b>1,428,472</b>	<b>25.85</b>	<b>640,651</b>	<b>0</b>	<b>3,120,779</b>	<b>0</b>	<b>3,120,779</b>	

**UNMC-Auxiliary-739 Auxiliaries & Services/Restricted**

COST OBJECT	Dollar	FACULTY		NON FACULTY		EMPLOYEE BENEFITS	PERSONAL SERVICE CREDITS	TOTAL PERSONAL SERVICES	TOTAL OPERATING EXPENSES	TOTAL
		FTE	Dollar	FTE	Dollar					
33-5401-0003 CoPH Technology Fees	0	0.00	46,797	0.50	13,072	0	59,869	0	59,869	
33-5430-0001 Child Death Review Team	17,978	0.15	0	0.00	5,022	0	23,000	0	23,000	
33-5440-0001 Health Svcs Research Special Development	0	0.00	0	0.00	0	0	0	0	0	
33-5440-0005 HSR Nebraska BRFS	0	0.00	220,885	5.38	61,697	0	282,582	20,000	302,582	
33-5440-0006 PRAMS Phone Survey	0	0.00	33,129	1.15	9,253	0	42,382	0	42,382	
33-5440-2686 Health Professions Tracking Service	0	0.00	50,624	1.07	14,141	0	64,765	64,000	128,765	
33-5455-0001 BHECN Ambassador Program	0	0.00	0	0.00	0	0	0	0	0	
33-5485-0002 2014 BHECN Behavioral Hlth Resources	0	0.00	0	0.00	0	0	0	0	0	
33-5495-2000 CCORDA Core Facility	5,735	0.08	6,938	0.10	3,539	0	16,212	1,000	17,212	
<b>TOTAL</b>	<b>23,713</b>	<b>0.22</b>	<b>358,373</b>	<b>8.19</b>	<b>106,724</b>	<b>0</b>	<b>488,810</b>	<b>85,000</b>	<b>573,810</b>	

**SUB PROGRAM TOTAL      5,676,512                  58      3,528,587                  69      2,619,068                  0      11,824,167                  219,026                  12,043,193**

**SUBPROGRAM #/NAME: 55 Munroe-Meyer Institute**

**UNMC-State General Fund-731 Cash & Student Contracts/Designated**

COST OBJECT	Dollar	FACULTY		NON FACULTY		EMPLOYEE BENEFITS	PERSONAL SERVICE CREDITS	TOTAL PERSONAL SERVICES	TOTAL OPERATING EXPENSES	TOTAL
		FTE	Dollar	FTE	Dollar					
31-5505-0126 MMI State Support	-1,784,926	0.00	-1,701,416	0.00	-965,168	0	-4,451,510	0	-4,451,510	
31-5507-0086 Monroe-Meyer Institute	0	0.00	0	0.00	0	0	0	173,200	173,200	
31-5507-0090 POE-Behavioral Genetics Program	50,326	0.19	43,912	0.90	25,255	0	119,493	0	119,493	
31-5507-0100 Autism/Servere Behavioral Program Expens	0	0.00	514,922	16.10	138,000	0	652,922	255,848	908,770	
31-5507-0200 Feeding&Swallowing Program Expense	141,516	2.00	481,603	16.45	166,995	0	790,114	123,810	913,924	
31-5507-0332 COSTSHARING/ 36-5507-2097-001	0	0.00	4,076	0.13	1,010	0	5,086	0	5,086	

COST OBJECT LISTING BY SUB PROGRAM  
2014-2015 GENERAL OPERATING BUDGET  
UNIVERSITY OF NEBRASKA MEDICAL CENTER

**SUBPROGRAM #/NAME: 55 Munroe-Meyer Institute**

**UNMC-State General Fund-731 Cash & Student Contracts/Designated**

COST OBJECT	Dollar	FACULTY	NON FACULTY		EMPLOYEE BENEFITS	PERSONAL	TOTAL	TOTAL	TOTAL
		FTE	Dollar	FTE		SERVICE CREDITS	PERSONAL SERVICES	OPERATING EXPENSES	
31-5507-0333	COSTSHARING/ 36-5507-2098-001	0	4,908	0.13	1,218	0	6,126	0	6,126
31-5507-0400	POE-Center for Autism Spectrum Disorder	201,087	46,058	1.25	66,235	0	313,380	0	313,380
31-5507-0500	MMI Early Intervention	0	291,953	10.40	78,247	0	370,200	57,106	427,306
31-5507-0600	MMI Human Genetics Center	293,652	3,076,441	61.41	903,187	0	4,273,280	1,684,284	5,957,564
31-5507-0601	Genectics Laboratory Sendouts	0	34,004	1.00	8,432	0	42,436	0	42,436
31-5507-0800	MMI-Enhancing Diversity	0	37,000	1.00	0	0	37,000	0	37,000
31-5507-4890	Dept of Ed & Child Development	57,827	69,008	1.43	34,027	0	160,862	23,235	184,097
31-5507-5800	MMI H B Monroe	0	32,974	0.85	8,837	0	41,811	76,300	118,111
31-5507-6800	MMI Administration	66,804	239,193	1.03	86,686	0	392,683	14,500	407,183
31-5507-7890	MMI Pgm Suppt Service	0	272,904	4.34	73,137	0	346,041	48,800	394,841
31-5507-7900	MMI Business Office	0	239,890	2.90	89,967	0	329,857	4,100	333,957
31-5507-8100	MMI R/H - Summary	0	24,709	0.54	6,621	0	31,330	21,820	53,150
31-5507-8190	MMI Pediatric Rehab/Dent	246,550	33,896	0.90	87,555	0	368,001	12,180	380,181
31-5507-8195	COSTSHARING/ 34-5507-1027-008	6,208	0	0.00	1,663	0	7,871	0	7,871
31-5507-8390	MMI Occupational Therapy	72,239	69,538	1.46	37,997	0	179,774	27,310	207,084
31-5507-8490	MMI Physical Therapy	128,135	44,127	1.00	46,167	0	218,429	34,030	252,459
31-5507-8495	COSTSHARING/ 36-5507-2085-001	0	0	0.00	0	0	0	0	0
31-5507-8590	MMI Psychology Summary	497,101	50,247	1.00	146,593	0	693,941	26,250	720,191
31-5507-8595	COSTSHARING/ 34-5507-1027-008	0	0	0.00	0	0	0	0	0
31-5507-8596	COSTSHARING/ 34-5507-1028-002	0	0	0.00	0	0	0	0	0
31-5507-8597	COSTSHARING/ 36-5507-1061-010	3,711	0	0.00	921	0	4,632	0	4,632
31-5507-8690	MMI Speech Pathology	79,496	310,733	4.70	104,582	0	494,811	15,650	510,461
31-5507-8790	MMI Social Service	77,376	13,472	0.40	24,348	0	115,196	6,300	121,496
31-5507-8795	COSTSHARING/ 34-5507-1027-008	4,191	0	0.00	1,123	0	5,314	0	5,314
31-5507-8800	MMI Genetics	0	0	0.00	0	0	0	36,425	36,425
31-5507-8990	MMI Nutrition	187,009	0	0.00	50,119	0	237,128	2,900	240,028
31-5507-9100	Developmental Medicine State Funds	0	0	0.00	0	0	0	8,000	8,000
31-5507-9400	Meyer Rehab Institute	45,073	142,000	4.00	50,135	0	237,208	19,000	256,208
31-5509-0010	LB556 Child Behavioral Hlth/Telehealth	61,793	22,771	0.50	20,972	0	105,536	0	105,536
<b>TOTAL</b>		<b>435,168</b>	<b>4,398,923</b>	<b>133.79</b>	<b>1,294,861</b>	<b>0</b>	<b>6,128,952</b>	<b>2,671,048</b>	<b>8,800,000</b>

**UNMC-Federal Letter of Credit-736 Federal/Restricted**

COST OBJECT	Dollar	FACULTY	NON FACULTY		EMPLOYEE BENEFITS	PERSONAL	TOTAL	TOTAL	TOTAL
		FTE	Dollar	FTE		SERVICE CREDITS	PERSONAL SERVICES	OPERATING EXPENSES	
34-5507-1028003	Innovative Epilepsy Services Expansion -	11,132	0	0.00	2,675	0	13,807	0	13,807
34-5507-1029023	MMI Interdisciplinary Training Program	119,860	143,337	2.76	63,250	0	326,447	0	326,447
34-5507-1031001	MMI	18,405	3,620	0.10	5,293	0	27,318	0	27,318
34-5507-1032010	MMI	49,898	3,620	0.10	12,862	0	66,380	0	66,380
34-5507-1033040	MMI	141,042	273,076	4.53	99,518	0	513,636	0	513,636
34-5507-2020110	CORE A - Molecular Biology of Neurosenso	112,943	39,691	0.85	36,680	0	189,314	0	189,314
34-5507-2020210	CORE B - Molecular Biology of Neurosenso	4,437	22,856	0.51	6,559	0	33,852	0	33,852
34-5507-2020310	CORE C - Molecular Biology of Neurosenso	0	7,574	0.20	1,820	0	9,394	0	9,394
34-5507-2020410	CORE D - Molecular Biology of Neurosenso	20,858	22,849	0.50	10,503	0	54,210	0	54,210
34-5507-2020610	Pilot Project - Arikath	22,290	40,442	1.00	15,075	0	77,807	0	77,807
34-5507-2020810	Pilot Project - Kim	53,449	40,039	1.00	22,467	0	115,955	0	115,955
34-5507-2023001	MMI	40,126	53,736	1.25	22,558	0	116,420	0	116,420
34-5507-2024001	MMI	50,427	0	0.00	12,118	0	62,545	0	62,545
<b>TOTAL</b>		<b>644,867</b>	<b>650,840</b>	<b>12.80</b>	<b>311,378</b>	<b>0</b>	<b>1,607,085</b>	<b>0</b>	<b>1,607,085</b>

COST OBJECT LISTING BY SUB PROGRAM  
2014-2015 GENERAL OPERATING BUDGET  
UNIVERSITY OF NEBRASKA MEDICAL CENTER

**SUBPROGRAM #/NAME: 55 Munroe-Meyer Institute**

**UNMC-Federal Advance-737 Federal/Restricted**

COST OBJECT	Dollar	FACULTY	NON FACULTY		EMPLOYEE BENEFITS	PERSONAL SERVICE CREDITS	TOTAL PERSONAL SERVICES	TOTAL OPERATING EXPENSES	TOTAL
		FTE	Dollar	FTE					
35-5507-2002001 MMI	109,172	0.50	0	0.00	26,234	0	135,406	0	135,406
35-5507-2003001 MMI	20,062	0.20	45,173	1.05	15,676	0	80,911	0	80,911
<b>TOTAL</b>	<b>129,234</b>	<b>0.70</b>	<b>45,173</b>	<b>1.05</b>	<b>41,910</b>	<b>0</b>	<b>216,317</b>	<b>0</b>	<b>216,317</b>

**UNMC-Trust-Grant/Cont/Loan/End-738 Trust/Restricted**

COST OBJECT	Dollar	FACULTY	NON FACULTY		EMPLOYEE BENEFITS	PERSONAL SERVICE CREDITS	TOTAL PERSONAL SERVICES	TOTAL OPERATING EXPENSES	TOTAL
		FTE	Dollar	FTE					
36-5507-1021015 NICU Followup Clinic: Developmental TIPS	6,294	0.05	83,264	1.30	23,134	0	112,692	0	112,692
36-5507-1061010 MMI Americorps	9,168	0.08	0	0.00	2,368	0	11,536	0	11,536
36-5507-1075006 ENCOR Training Contract	7,422	0.04	27,988	0.50	9,147	0	44,557	0	44,557
36-5507-1080009 General Supervision Enhancement Grant (G	18,879	0.15	12,558	0.25	8,121	0	39,558	0	39,558
36-5507-1081006 EarlyChildhood - NDE	6,294	0.05	0	0.00	1,626	0	7,920	0	7,920
36-5507-1084005 Middle School Learning Center Initiative	10,759	0.10	0	0.00	2,780	0	13,539	0	13,539
36-5507-1089004 Nurturing Healthy Behaviors	0	0.00	8,548	0.14	2,208	0	10,756	0	10,756
36-5507-1098002 Parent Leadership and Involvement in Ea	0	0.00	4,916	0.09	1,269	0	6,185	0	6,185
36-5507-1100001 MMI	6,294	0.05	10,120	0.18	4,240	0	20,654	0	20,654
36-5507-2040012 Children's Oncology Group Chair's Grant	6,198	0.05	5,842	0.08	3,111	0	15,151	0	15,151
36-5507-2069010 Morphosyntactic Abilities of SLI	4,824	0.02	17,751	0.34	5,832	0	28,407	0	28,407
36-5507-2071001 MMI	1,326	0.01	0	0.00	343	0	1,669	0	1,669
36-5507-2082001 MM	725	0.01	2,064	0.04	721	0	3,510	0	3,510
36-5507-2087015 Differential Diagnosis in Learning Disab	23,999	0.11	39,881	0.75	16,501	0	80,381	0	80,381
36-5507-2089001 MMI	2,542	0.01	0	0.00	656	0	3,198	0	3,198
36-5507-2092006 Heartland Regional Genetics	18,879	0.15	0	0.00	4,877	0	23,756	0	23,756
36-5507-2095007 Twins and Singletons with Specific Langu	4,416	0.02	18,451	0.35	5,906	0	28,773	0	28,773
36-5507-2097001 MMI	0	0.00	43,370	1.08	11,203	0	54,573	0	54,573
36-5507-2098001 MMI	0	0.00	29,448	0.75	7,607	0	37,055	0	37,055
36-5507-2099001 MMI	4,455	0.05	22,200	0.60	6,885	0	33,540	0	33,540
36-5507-2104001 MMI	4,458	0.05	0	0.00	1,152	0	5,610	0	5,610
36-5507-3072002 Speical Education Continous Improvement	0	0.00	50,041	0.90	12,927	0	62,968	0	62,968
36-5507-3073002 Early Development Network Family Partner	0	0.00	9,717	0.15	2,509	0	12,226	0	12,226
36-5507-3075001 MMI	6,294	0.05	25,729	0.48	8,273	0	40,296	0	40,296
36-5507-3076001 MMI	0	0.00	18,533	0.40	4,787	0	23,320	0	23,320
36-5507-3077001 MMI	3,626	0.05	32,318	0.64	9,434	0	45,378	0	45,378
37-5507-1002002 HBM Professorships	111,506	0.42	0	0.00	28,803	0	140,309	0	140,309
37-5507-1002004 HBM Gait Lab	28,104	0.30	23,504	1.00	13,331	0	64,939	0	64,939
37-5507-1002005 Scottish Rite Language Program	0	0.00	373,320	5.52	96,434	0	469,754	0	469,754
37-5507-1003001 MMI Guild Awards	0	0.00	5,447	0.12	1,407	0	6,854	0	6,854
37-5507-1016001 Gait Lab Development Fund	13,114	0.14	0	0.00	3,388	0	16,502	0	16,502
37-5507-3002001 Psychiatric Outstate Clinics	474,635	5.99	29,633	1.17	130,261	0	634,529	0	634,529
37-5507-3002987 COSTSHARE/ 36-5507-1061-010	81,288	1.09	0	0.00	20,998	0	102,286	0	102,286
37-5507-3003001 Social Work Community Service	4,447	0.05	84,838	1.81	23,064	0	112,349	0	112,349
37-5507-3004001 Occupational Therapy School Services	19,264	0.20	882,613	16.66	232,970	0	1,134,847	0	1,134,847
37-5507-3005002 Physical Therapy School	60,670	0.51	961,166	16.87	263,955	0	1,285,791	0	1,285,791
37-5507-3005003 Wheelchair & Seating Eval	0	0.00	7,039	0.14	1,819	0	8,858	0	8,858
37-5507-3007001 Hospital Genetic Support	117,132	0.80	146,886	2.41	68,199	0	332,217	0	332,217
37-5507-3008001 Augmentative School Contracts	0	0.00	15,268	0.39	3,944	0	19,212	0	19,212
37-5507-3012001 MMI	0	0.00	25,428	0.40	6,569	0	31,997	0	31,997
37-5507-3013001 MMI	28,688	0.15	12,891	0.32	10,741	0	52,320	0	52,320
37-5507-3026004 HB Munroe Recreation Programs	2,930	0.03	10,488	0.24	3,467	0	16,885	0	16,885
37-5507-3026005 Adult Evening Recreation Program	4,867	0.05	11,371	0.25	4,195	0	20,433	0	20,433
			373						

COST OBJECT LISTING BY SUB PROGRAM  
2014-2015 GENERAL OPERATING BUDGET  
UNIVERSITY OF NEBRASKA MEDICAL CENTER

**SUBPROGRAM #/NAME: 55 Munroe-Meyer Institute**

**UNMC-Trust-Grant/Cont/Loan/End-738 Trust/Restricted**

COST OBJECT	Dollar	FACULTY	NON FACULTY		EMPLOYEE BENEFITS	PERSONAL SERVICE CREDITS	TOTAL PERSONAL SERVICES	TOTAL OPERATING EXPENSES	TOTAL
		FTE	Dollar	FTE					
37-5507-3026006 PLAY/Camp	84,692	0.87	158,913	3.76	62,927	0	306,532	0	306,532
37-5507-3026008 Assistance to Individuals	4,867	0.05	81,574	2.60	22,330	0	108,771	0	108,771
37-5507-4000001 Munroe-Meyer Institute	20,000	0.00	0	0.00	5,166	0	25,166	0	25,166
<b>TOTAL</b>	<b>1,203,056</b>	<b>11.75</b>	<b>3,293,118</b>	<b>62.65</b>	<b>1,161,585</b>	<b>0</b>	<b>5,657,759</b>	<b>0</b>	<b>5,657,759</b>

**UNMC-Auxiliary-739 Auxiliaries & Services/Restricted**

COST OBJECT	Dollar	FACULTY	NON FACULTY		EMPLOYEE BENEFITS	PERSONAL SERVICE CREDITS	TOTAL PERSONAL SERVICES	TOTAL OPERATING EXPENSES	TOTAL
		FTE	Dollar	FTE					
33-5551-0156 Print & Dup-Media Resource Facil MRI	0	0.00	0	0.00	0	0	0	0	0
33-5552-0101 Education Even Start Program	0	0.00	2,529	0.05	706	0	3,235	0	3,235
33-5552-0103 Educare	18,132	0.25	239,445	4.13	72,106	0	329,683	43,100	372,783
33-5552-0104 Infant Contract - Ralston	0	0.00	32,668	0.50	9,125	0	41,793	0	41,793
33-5552-0105 CIS Kid's Squad Mental Health	2,518	0.02	43,528	0.82	12,861	0	58,907	9,446	68,353
33-5552-0106 Learning Center Summer	3,626	0.05	272,172	5.85	77,259	0	353,057	51,402	404,459
33-5552-0108 Early Childhood Services	22,356	0.22	184,366	4.03	57,740	0	264,462	36,129	300,591
33-5552-0109 Lincoln Fdn: Neb Child Eval Proj	12,586	0.10	20,477	0.29	9,236	0	42,299	3,652	45,951
33-5552-0110 Public School Evaluation	0	0.00	39,508	0.90	11,036	0	50,544	0	50,544
33-5552-0111 21st Century NDE	25,384	0.35	6,672	0.14	9,113	0	41,169	11,629	52,798
33-5552-0112 Regional 6 Kidsquad	0	0.00	3,075	0.06	858	0	3,933	0	3,933
33-5552-0115 NCFE Endowment Six Pence	7,552	0.06	61,266	1.11	19,222	0	88,040	24,953	112,993
33-5552-0116 Crete Migrant Even Start	0	0.00	0	0.00	0	0	0	0	0
33-5552-0121 NASA OST	3,626	0.05	6,195	0.14	3,320	0	13,141	3,957	17,098
33-5552-0123 Boys and Girls Club of the Midlands	3,626	0.05	17,255	0.39	7,274	0	28,155	10,389	38,544
33-5552-0124 OPS Evaluation	6,527	0.09	82,964	1.75	25,157	0	114,648	11,628	126,276
33-5552-0300 Neurogenetic Communications Disorders	0	0.00	15,683	0.50	4,381	0	20,064	0	20,064
33-5552-0500 Cyto Foundation Pro Fees	967,429	7.05	80,078	1.60	292,585	0	1,340,092	0	1,340,092
33-5552-0504 COSTSHARING/ 36-5507-3074-001	0	0.00	2,214	0.31	618	0	2,832	0	2,832
33-5552-0601 General Administration	141,291	0.62	472,779	10.77	171,519	0	785,589	0	785,589
33-5552-0607 Behavioral Genetics	0	0.00	51,656	1.50	14,428	0	66,084	0	66,084
33-5552-0608 CHANGED/3355520708	0	0.00	0	0.00	0	0	0	0	0
33-5552-0610 CHANGED/3355520710	0	0.00	4,906	0.15	1,370	0	6,276	0	6,276
33-5552-0700 Kim Start-Up	0	0.00	14,800	0.40	4,134	0	18,934	0	18,934
33-5552-0701 Arikath Start-Up	0	0.00	38,661	0.50	10,798	0	49,459	0	49,459
33-5552-0702 Dunaevisky Start-Up	0	0.00	0	0.00	0	0	0	0	0
33-5552-0703 Developmental Neuroscience Operating	0	0.00	22,145	0.50	6,185	0	28,330	0	28,330
33-5552-0900 Medically Handicapped Children's Program	143,210	1.19	33,034	0.47	49,327	0	225,571	17,325	242,896
33-5552-0902 NICU-Followup	47,592	0.22	0	0.00	13,293	0	60,885	0	60,885
33-5552-0904 Statewide Network for Child/Families-Spe	32,083	0.25	109,573	1.72	39,568	0	181,224	19,738	200,962
33-5552-0905 MHCP Facilities Cost	0	0.00	0	0.00	0	0	0	0	0
33-5552-0906 Medically Handicapped Children's Program	0	0.00	31,287	0.54	8,739	0	40,026	0	40,026
33-5552-0907 Telehealth Network for Children w/ speci	2,450	0.02	11,218	0.20	3,818	0	17,486	220	17,706
33-5552-1800 Nurse Practitioner Support	96,339	1.02	42,651	0.51	38,822	0	177,812	0	177,812
33-5552-1900 Mosaic-Beatrice State Care Facility	0	0.00	38,500	0.05	10,754	0	49,254	0	49,254
33-5552-2000 The Prevention Group Project	0	0.00	0	0.00	0	0	0	3,433	3,433
33-5552-2001 OPS School Psychological Services	38,998	0.56	19,000	0.55	16,200	0	74,198	5,000	79,198
33-5552-3000 COSTSHARING/ 36-5507-2095-007	0	0.00	12,295	0.23	3,436	0	15,731	0	15,731
<b>TOTAL</b>	<b>1,575,325</b>	<b>12.17</b>	<b>2,012,600</b>	<b>40.63</b>	<b>1,004,988</b>	<b>0</b>	<b>4,592,913</b>	<b>252,001</b>	<b>4,844,914</b>

COST OBJECT LISTING BY SUB PROGRAM  
2014-2015 GENERAL OPERATING BUDGET  
UNIVERSITY OF NEBRASKA MEDICAL CENTER

**SUBPROGRAM #/NAME: 55 Munroe-Meyer Institute**

**-748 Trust/Restricted**

COST OBJECT	Dollar	FACULTY	NON FACULTY		EMPLOYEE BENEFITS	PERSONAL SERVICE CREDITS	TOTAL PERSONAL SERVICES	TOTAL OPERATING EXPENSES	TOTAL
		FTE	Dollar	FTE					
37-5507-3011001 MMI	0	0.00	44,712	1.00	11,549	0	56,261	0	56,261
<b>TOTAL</b>	<b>0</b>	<b>0.00</b>	<b>44,712</b>	<b>1.00</b>	<b>11,549</b>	<b>0</b>	<b>56,261</b>	<b>0</b>	<b>56,261</b>
<b>SUB PROGRAM TOTAL</b>	<b>3,987,650</b>	<b>50</b>	<b>10,445,366</b>	<b>252</b>	<b>3,826,271</b>	<b>0</b>	<b>18,259,287</b>	<b>2,923,049</b>	<b>21,182,336</b>

**SUBPROGRAM #/NAME: 56 Dental Clinic**

**UNMC-State General Fund-731 Cash & Student Contracts/Designated**

COST OBJECT	Dollar	FACULTY	NON FACULTY		EMPLOYEE BENEFITS	PERSONAL SERVICE CREDITS	TOTAL PERSONAL SERVICES	TOTAL OPERATING EXPENSES	TOTAL
		FTE	Dollar	FTE					
31-5605-0016 Clinic Administration	41,822	0.60	1,048,157	24.03	292,113	0	1,382,092	1,282,994	2,665,086
31-5605-0026 Dental Hygiene	7,953	0.10	0	0.00	2,132	0	10,085	9,100	19,185
31-5605-0036 Clinic Computer	0	0.00	54,323	0.94	14,559	0	68,882	78,500	147,382
31-5605-0076 Orthodontics Clinic	18,368	0.56	104,905	3.10	33,038	0	156,311	38,000	194,311
31-5605-0086 Pedodontics Clinic	2,177	0.10	66,373	1.95	18,371	0	86,921	12,000	98,921
31-5605-0096 Dept of Surgical Specialties	69,803	1.00	230,757	6.50	80,550	0	381,110	26,500	407,610
31-5605-0097 Undergrad Endo Clinic	0	0.00	0	0.00	0	0	0	14,000	14,000
31-5605-0098 Grad Endo Clinic	0	0.00	0	0.00	0	0	0	46,200	46,200
31-5605-0099 Grad Perio Clinic	0	0.00	0	0.00	0	0	0	22,500	22,500
31-5605-0106 Undergrad Clinics	11,200	0.50	300,605	9.90	83,565	0	395,370	415,853	811,223
31-5605-0136 Dental Clinic-Radiology	0	0.00	59,034	1.70	15,820	0	74,854	25,500	100,354
31-5605-0306 Dental Clinic-General Prac-UNMC Exp	2,619	0.10	368,395	8.50	99,432	0	470,446	150,000	620,446
31-5605-0316 Pedi-Dent Clinic-UNMC	0	0.00	392,807	11.25	105,272	0	498,079	126,000	624,079
31-5605-0346 Staff Hygienist Clinic	0	0.00	45,370	0.70	12,159	0	57,529	2,000	59,529
31-5605-0376 Dental - Staff Dentist	218,306	2.27	46,112	1.20	70,863	0	335,281	21,000	356,281
31-5691-0008 Neb Medicaid Ehhancement Revenue	131,722	1.92	469,929	6.33	161,242	0	762,893	150,000	912,893
<b>TOTAL</b>	<b>503,970</b>	<b>7.15</b>	<b>3,186,767</b>	<b>76.10</b>	<b>989,116</b>	<b>0</b>	<b>4,679,853</b>	<b>2,420,147</b>	<b>7,100,000</b>

**UNMC-Auxiliary-739 Auxiliaries & Services/Restricted**

COST OBJECT	Dollar	FACULTY	NON FACULTY		EMPLOYEE BENEFITS	PERSONAL SERVICE CREDITS	TOTAL PERSONAL SERVICES	TOTAL OPERATING EXPENSES	TOTAL
		FTE	Dollar	FTE					
33-5652-0776 Post-Graduate Dentistry	2,579	0.10	56,881	1.34	16,608	0	76,068	0	76,068
<b>TOTAL</b>	<b>2,579</b>	<b>0.10</b>	<b>56,881</b>	<b>1.34</b>	<b>16,608</b>	<b>0</b>	<b>76,068</b>	<b>0</b>	<b>76,068</b>
<b>SUB PROGRAM TOTAL</b>	<b>506,549</b>	<b>7</b>	<b>3,243,648</b>	<b>77</b>	<b>1,005,724</b>	<b>0</b>	<b>4,755,921</b>	<b>2,420,147</b>	<b>7,176,068</b>

**SUBPROGRAM #/NAME: 57 Tobacco Fund Research**

**UNMC-State General Fund-731 State & University Generated/Unrestricted**

COST OBJECT	Dollar	FACULTY	NON FACULTY		EMPLOYEE BENEFITS	PERSONAL SERVICE CREDITS	TOTAL PERSONAL SERVICES	TOTAL OPERATING EXPENSES	TOTAL
		FTE	Dollar	FTE					
31-5709-0040 Path/Micro Chan Lab	0	0.00	0	0.00	0	0	0	0	0
31-5712-0053 Hollingsworth Pancreatic Spore Prog	0	0.00	0	0.00	0	0	0	0	0
31-5712-0065 Detection of Breast Tumor	0	0.00	0	0.00	0	0	0	0	0
31-5712-0067 Epp-Recruit & Retention-Cowan	0	0.00	0	0.00	0	0	0	0	0
31-5712-0069 Epp-J Black Recruitment	0	0.00	0	0.00	0	0	0	0	0
31-5712-0071 Epp-P Singh Recruitment	0	0.00	0	0.00	0	0	0	0	0
31-5713-0011 Bioch/MoleBio-Mott Start Up	0	0.00	0	0.00	0	0	0	0	0
31-5721-0108 COM-Mactaggart General Surgery	0	0.00	0	0.00	0	0	0	0	0

COST OBJECT LISTING BY SUB PROGRAM  
2014-2015 GENERAL OPERATING BUDGET  
UNIVERSITY OF NEBRASKA MEDICAL CENTER

**SUBPROGRAM #/NAME: 57 Tobacco Fund Research**

**UNMC-State General Fund-731 State & University Generated/Unrestricted**

COST OBJECT	Dollar	FACULTY	NON FACULTY		EMPLOYEE BENEFITS	PERSONAL SERVICE CREDITS	TOTAL PERSONAL SERVICES	TOTAL OPERATING EXPENSES	TOTAL
		FTE	Dollar	FTE					
31-5721-0120 Abdalla Free Rad Med Prog	0	0.00	0	0.00	0	0	0	0	0
31-5721-0122 Lowes Free Rad Med Prog	0	0.00	0	0.00	0	0	0	0	0
31-5727-0003 Buch Recruitment	0	0.00	0	0.00	0	0	0	0	0
31-5733-3000 COSTSHARING/ 36-5507-2095-007	0	0.00	0	0.00	0	0	0	0	0
<b>TOTAL</b>	<b>0</b>	<b>0.00</b>	<b>0</b>	<b>0.00</b>	<b>0</b>	<b>0</b>	<b>0</b>	<b>0</b>	<b>0</b>

**UNMC-State General Fund-731 Cash & Student Contracts/Designated**

COST OBJECT	Dollar	FACULTY	NON FACULTY		EMPLOYEE BENEFITS	PERSONAL SERVICE CREDITS	TOTAL PERSONAL SERVICES	TOTAL OPERATING EXPENSES	TOTAL
		FTE	Dollar	FTE					
31-5701-0001 Biomedical Research Development Fund	1,825,058	0.00	3,495,182	0.00	883,250	0	6,203,490	4,866,510	11,070,000
31-5703-0009 Minority Health Education & Research	0	0.00	0	0.00	0	0	0	0	0
31-5703-0029 NTSBRDG NE-Virginia Alliance	0	0.00	0	0.00	0	0	0	0	0
31-5703-3003 COSTSHARING/ 36-5430-2020-001	0	0.00	0	0.00	0	0	0	0	0
31-5705-0041 Core Research Support Lab Equip	0	0.00	0	0.00	0	0	0	0	0
31-5708-0022 Peds-Obaro Recruitment-Sparks	0	0.00	0	0.00	0	0	0	0	0
31-5708-0023 Smith-Biomed Research Development	0	0.00	0	0.00	0	0	0	0	0
31-5712-0031 Tahirov's X-Ray Crystallography Equipmen	0	0.00	0	0.00	0	0	0	0	0
31-5712-0045 Brattain & Wang Recruitment	0	0.00	0	0.00	0	0	0	0	0
31-5712-0047 H Band Research	0	0.00	0	0.00	0	0	0	0	0
31-5712-0049 M Naramura Research	0	0.00	0	0.00	0	0	0	0	0
31-5712-0051 M Tsai Research	0	0.00	0	0.00	0	0	0	0	0
31-5712-0055 Eppley-Opavsky Recruitment	0	0.00	0	0.00	0	0	0	0	0
31-5712-0057 Eppley-Jixin Dong Recruitment	0	0.00	0	0.00	0	0	0	0	0
31-5712-0059 Eppley-Natarajan Recruitment	0	0.00	0	0.00	0	0	0	0	0
31-5712-0061 Eppley-Cancer Ctr Program Development	0	0.00	0	0.00	0	0	0	0	0
31-5712-0063 Eppley-Rizzino Retention	0	0.00	0	0.00	0	0	0	0	0
31-5712-7007 COSTSHARING/ 36-1905-2220-001	0	0.00	0	0.00	0	0	0	0	0
31-5713-0005 Editorial Project	0	0.00	0	0.00	0	0	0	0	0
31-5713-0009 COM-Batra-Biochem Chair	0	0.00	0	0.00	0	0	0	0	0
31-5721-0025 Dr Zimmerman's Start-Up	0	0.00	0	0.00	0	0	0	0	0
31-5721-0037 Steven Sansom Support	0	0.00	0	0.00	0	0	0	0	0
31-5721-0069 Tammy Kielian Start Up	0	0.00	0	0.00	0	0	0	0	0
31-5721-0071 Nora Sarvetnick Start Up	0	0.00	0	0.00	0	0	0	0	0
31-5721-0099 Radiology-BiImaging Core Fac Tech	0	0.00	0	0.00	0	0	0	0	0
31-5721-0101 Cell/Int Phys-Lie Gao Recruitment	0	0.00	0	0.00	0	0	0	0	0
31-5721-0103 Bayles Basic Science Research	0	0.00	0	0.00	0	0	0	0	0
31-5721-0106 COM-Kamenskiy General Surgery	0	0.00	0	0.00	0	0	0	0	0
31-5721-0110 COM-Mercer Surgery Chair	0	0.00	0	0.00	0	0	0	0	0
31-5721-0114 COM-Moulton Card & Thor Surgery	0	0.00	0	0.00	0	0	0	0	0
31-5721-3004 COSTSHARING/ 36-5140-2104-001	0	0.00	0	0.00	0	0	0	0	0
31-5723-0002 COD-Payne Research Program	0	0.00	0	0.00	0	0	0	0	0
31-5723-0005 COD-Nawshad Recruitment	0	0.00	0	0.00	0	0	0	0	0
31-5723-0011 COD-Wheelock&Johnson Salary Support	0	0.00	0	0.00	0	0	0	0	0
31-5723-0017 COD-Peng Recruitment	0	0.00	0	0.00	0	0	0	0	0
31-5723-0018 COD-Al-Salleeh Recruitment	0	0.00	0	0.00	0	0	0	0	0
31-5725-0015 CCTR	0	0.00	0	0.00	0	0	0	0	0
31-5725-0025 Basma Research Support	0	0.00	0	0.00	0	0	0	0	0
31-5725-0029 Int Med-Harrison-Findik Retention	0	0.00	0	0.00	0	0	0	0	0
31-5727-0004 Howard Fox Start-Up	0	0.00	0	0.00	0	0	0	0	0
31-5729-0001 CoPH-Panigrahi Recruitment	0	0.00	0	0.00	0	0	0	0	0



COST OBJECT LISTING BY SUB PROGRAM  
2014-2015 GENERAL OPERATING BUDGET  
UNIVERSITY OF NEBRASKA MEDICAL CENTER

**SUBPROGRAM #/NAME: 57 Tobacco Fund Research**

**UNMC-State General Fund-731 Cash & Student Contracts/Designated**

COST OBJECT	Dollar	FACULTY	NON FACULTY		EMPLOYEE BENEFITS	PERSONAL SERVICE CREDITS	TOTAL PERSONAL SERVICES	TOTAL OPERATING EXPENSES	TOTAL
		FTE	Dollar	FTE					
31-5729-0010 COPH-AgSafe/Hlth Pilot Grt-LeVan	0	0.00	0	0.00	0	0	0	0	0
31-5729-0012 COPH-EPI-Soliman Recruitment	0	0.00	0	0.00	0	0	0	0	0
31-5731-0010 SAHP Corrine Hanson Recruit	0	0.00	0	0.00	0	0	0	0	0
31-5733-0010 MMI Dunaevsky Recruitment	0	0.00	0	0.00	0	0	0	0	0
<b>TOTAL</b>	<b>1,825,058</b>	<b>0.00</b>	<b>3,495,182</b>	<b>0.00</b>	<b>883,250</b>	<b>0</b>	<b>6,203,490</b>	<b>4,866,510</b>	<b>11,070,000</b>
<b>SUB PROGRAM TOTAL</b>	<b>1,825,058</b>	<b>0</b>	<b>3,495,182</b>	<b>0</b>	<b>883,250</b>	<b>0</b>	<b>6,203,490</b>	<b>4,866,510</b>	<b>11,070,000</b>

**SUBPROGRAM #/NAME: 61 1000361/61**

**UNMC-Trust-Grant/Cont/Loan/End-738 Trust/Restricted**

COST OBJECT	Dollar	FACULTY	NON FACULTY		EMPLOYEE BENEFITS	PERSONAL SERVICE CREDITS	TOTAL PERSONAL SERVICES	TOTAL OPERATING EXPENSES	TOTAL
		FTE	Dollar	FTE					
37-6101-1002001 Dean's Office	0	0.00	0	0.00	0	0	0	0	0
37-6101-3001001 Dean's Office	0	0.00	0	0.00	0	0	0	0	0
<b>TOTAL</b>	<b>0</b>	<b>0.00</b>	<b>0</b>	<b>0.00</b>	<b>0</b>	<b>0</b>	<b>0</b>	<b>0</b>	<b>0</b>
<b>SUB PROGRAM TOTAL</b>	<b>0</b>	<b>0</b>	<b>0</b>	<b>0</b>	<b>0</b>	<b>0</b>	<b>0</b>	<b>0</b>	<b>0</b>

**SUBPROGRAM #/NAME: 62 1000362/62**

**UNMC-Trust-Grant/Cont/Loan/End-738 Trust/Restricted**

COST OBJECT	Dollar	FACULTY	NON FACULTY		EMPLOYEE BENEFITS	PERSONAL SERVICE CREDITS	TOTAL PERSONAL SERVICES	TOTAL OPERATING EXPENSES	TOTAL
		FTE	Dollar	FTE					
37-6201-1002001 Anesthesiology	0	0.00	0	0.00	0	0	0	0	0
37-6201-3001001 Anesthesiology	0	0.00	0	0.00	0	0	0	0	0
37-6201-4001001 Anesthesiology	0	0.00	0	0.00	0	0	0	0	0
37-6210-1002001 Family Medicine	0	0.00	0	0.00	0	0	0	0	0
37-6210-3001001 Family Medicine	0	0.00	0	0.00	0	0	0	0	0
37-6220-1001001 Internal Medicine - Administration	0	0.00	0	0.00	0	0	0	0	0
37-6220-1002001 Internal Medicine - Administration	0	0.00	0	0.00	0	0	0	0	0
37-6220-2001001 Internal Medicine - Administration	0	0.00	0	0.00	0	0	0	0	0
37-6220-3001001 Internal Medicine - Administration	0	0.00	0	0.00	0	0	0	0	0
37-6220-4001001 Internal Medicine - Administration	0	0.00	0	0.00	0	0	0	0	0
37-6224-1002001 Internal Medicine - Cardiology	0	0.00	0	0.00	0	0	0	0	0
37-6224-2001001 Internal Medicine - Cardiology	0	0.00	0	0.00	0	0	0	0	0
37-6224-3001001 Internal Medicine - Cardiology	0	0.00	0	0.00	0	0	0	0	0
37-6224-4001001 Internal Medicine - Cardiology	0	0.00	0	0.00	0	0	0	0	0
37-6226-1001001 Internal Medicine - DEM	0	0.00	0	0.00	0	0	0	0	0
37-6226-1002001 Internal Medicine - DEM	0	0.00	0	0.00	0	0	0	0	0
37-6226-2001001 Internal Medicine - DEM	0	0.00	0	0.00	0	0	0	0	0
37-6226-4001001 Internal Medicine - DEM	0	0.00	0	0.00	0	0	0	0	0
37-6227-3001001 Internal Medicine - General Medicine	0	0.00	0	0.00	0	0	0	0	0
37-6227-4001001 Internal Medicine - General Medicine	0	0.00	0	0.00	0	0	0	0	0
37-6228-1002001 Internal Medicine - Geriatrics	0	0.00	0	0.00	0	0	0	0	0
37-6228-2001001 Internal Medicine - Geriatrics	0	0.00	0	0.00	0	0	0	0	0
37-6228-3001001 Internal Medicine - Geriatrics	0	0.00	0	0.00	0	0	0	0	0
37-6228-4001001 Internal Medicine - Geriatrics	0	0.00	0	0.00	0	0	0	0	0
37-6229-3001001 Internal Medicine - GI	0	0.00	0	0.00	0	0	0	0	0
37-6232-1002001 Internal Medicine - Infectious Diseases	0	0.00	0	0.00	0	0	0	0	0

COST OBJECT LISTING BY SUB PROGRAM  
 2014-2015 GENERAL OPERATING BUDGET  
 UNIVERSITY OF NEBRASKA MEDICAL CENTER

SUBPROGRAM #/NAME: 62 1000362/62

UNMC-Trust-Grant/Cont/Loan/End-738 Trust/Restricted

COST OBJECT	Dollar	FACULTY	NON FACULTY		EMPLOYEE BENEFITS	PERSONAL	TOTAL	TOTAL	TOTAL
		FTE	Dollar	FTE		SERVICE CREDITS	PERSONAL SERVICES	OPERATING EXPENSES	
37-6232-3001001 Internal Medicine - Infectious Diseases	0	0.00	0	0.00	0	0	0	0	0
37-6232-4001001 Internal Medicine - Infectious Diseases	0	0.00	0	0.00	0	0	0	0	0
37-6234-1001001 Internal Medicine - Oncology	0	0.00	0	0.00	0	0	0	0	0
37-6234-1002001 Internal Medicine - Oncology	0	0.00	0	0.00	0	0	0	0	0
37-6234-2001001 Internal Medicine - Oncology	0	0.00	0	0.00	0	0	0	0	0
37-6234-3001001 Internal Medicine - Oncology	0	0.00	0	0.00	0	0	0	0	0
37-6234-4001001 Internal Medicine - Oncology	0	0.00	0	0.00	0	0	0	0	0
37-6237-1002001 Internal Medicine - Pulmonary	0	0.00	0	0.00	0	0	0	0	0
37-6237-2001001 Internal Medicine - Pulmonary	0	0.00	0	0.00	0	0	0	0	0
37-6237-3001001 Internal Medicine - Pulmonary	0	0.00	0	0.00	0	0	0	0	0
37-6237-4001001 Internal Medicine - Pulmonary	0	0.00	0	0.00	0	0	0	0	0
37-6240-1002001 Internal Medicine - Nephrology	0	0.00	0	0.00	0	0	0	0	0
37-6240-3001001 Internal Medicine - Nephrology	0	0.00	0	0.00	0	0	0	0	0
37-6241-1002001 Internal Medicine - Rheumatology	0	0.00	0	0.00	0	0	0	0	0
37-6241-3001001 Internal Medicine - Rheumatology	0	0.00	0	0.00	0	0	0	0	0
37-6250-1001001 Neurological Science	0	0.00	0	0.00	0	0	0	0	0
37-6250-1002001 Neurological Science	0	0.00	0	0.00	0	0	0	0	0
37-6250-2001001 Neurological Science	0	0.00	0	0.00	0	0	0	0	0
37-6250-3001001 Neurological Science	0	0.00	0	0.00	0	0	0	0	0
37-6250-4001001 Neurological Science	0	0.00	0	0.00	0	0	0	0	0
37-6260-1001001 OB/GYN	0	0.00	0	0.00	0	0	0	0	0
37-6260-1002001 OB/GYN	0	0.00	0	0.00	0	0	0	0	0
37-6260-2001001 OB/GYN	0	0.00	0	0.00	0	0	0	0	0
37-6260-3001001 OB/GYN	0	0.00	0	0.00	0	0	0	0	0
37-6261-3001001 OB/GYN General	0	0.00	0	0.00	0	0	0	0	0
37-6262-3001001 OB/GYN MFM	0	0.00	0	0.00	0	0	0	0	0
37-6263-3001001 OB/GYN GYN/ONC	0	0.00	0	0.00	0	0	0	0	0
37-6270-1002001 Ophthalmology	0	0.00	0	0.00	0	0	0	0	0
37-6270-2001001 Ophthalmology	0	0.00	0	0.00	0	0	0	0	0
37-6270-3001001 Ophthalmology	0	0.00	0	0.00	0	0	0	0	0
37-6270-4001001 Ophthalmology	0	0.00	0	0.00	0	0	0	0	0
37-6280-1001001 Orthopedic	0	0.00	0	0.00	0	0	0	0	0
37-6280-1002001 Orthopedic	0	0.00	0	0.00	0	0	0	0	0
37-6280-2001001 Orthopedic	0	0.00	0	0.00	0	0	0	0	0
37-6280-3001001 Orthopedic	0	0.00	0	0.00	0	0	0	0	0
37-6280-4001001 Orthopedic	0	0.00	0	0.00	0	0	0	0	0
37-6290-1002001 Otolaryngology	0	0.00	0	0.00	0	0	0	0	0
37-6290-2001001 Otolaryngology	0	0.00	0	0.00	0	0	0	0	0
37-6290-3001001 Otolaryngology	0	0.00	0	0.00	0	0	0	0	0
37-6290-4001001 Otolaryngology	0	0.00	0	0.00	0	0	0	0	0
<b>TOTAL</b>	<b>0</b>	<b>0.00</b>	<b>0</b>	<b>0.00</b>	<b>0</b>	<b>0</b>	<b>0</b>	<b>0</b>	<b>0</b>
<b>SUB PROGRAM TOTAL</b>	<b>0</b>	<b>0</b>	<b>0</b>	<b>0</b>	<b>0</b>	<b>0</b>	<b>0</b>	<b>0</b>	<b>0</b>

SUBPROGRAM #/NAME: 63 1000363/63

UNMC-Trust-Grant/Cont/Loan/End-738 Trust/Restricted

COST OBJECT	Dollar	FACULTY	NON FACULTY		EMPLOYEE BENEFITS	PERSONAL	TOTAL	TOTAL	TOTAL
		FTE	Dollar	FTE		SERVICE CREDITS	PERSONAL SERVICES	OPERATING EXPENSES	
37-6301-1001001 Pathology	0	0.00	0	0.00	0	0	0	0	0
			378						

COST OBJECT LISTING BY SUB PROGRAM  
 2014-2015 GENERAL OPERATING BUDGET  
 UNIVERSITY OF NEBRASKA MEDICAL CENTER

SUBPROGRAM #/NAME: 63 1000363/63

UNMC-Trust-Grant/Cont/Loan/End-738 Trust/Restricted

COST OBJECT	Dollar	FACULTY	NON FACULTY		EMPLOYEE BENEFITS	PERSONAL	TOTAL	TOTAL	TOTAL
		FTE	Dollar	FTE		SERVICE CREDITS	PERSONAL SERVICES	OPERATING EXPENSES	
37-6301-1002001 Pathology	0	0.00	0	0.00	0	0	0	0	0
37-6301-2001001 Pathology	0	0.00	0	0.00	0	0	0	0	0
37-6301-3001001 Pathology	0	0.00	0	0.00	0	0	0	0	0
37-6301-4001001 Pathology	0	0.00	0	0.00	0	0	0	0	0
37-6330-1001001 Psychiatry	0	0.00	0	0.00	0	0	0	0	0
37-6330-1002001 Psychiatry	0	0.00	0	0.00	0	0	0	0	0
37-6330-2001001 Psychiatry	0	0.00	0	0.00	0	0	0	0	0
37-6330-3001001 Psychiatry	0	0.00	0	0.00	0	0	0	0	0
37-6330-4001001 Psychiatry	0	0.00	0	0.00	0	0	0	0	0
37-6340-1002001 Radiation Oncology	0	0.00	0	0.00	0	0	0	0	0
37-6340-2001001 Radiation Oncology	0	0.00	0	0.00	0	0	0	0	0
37-6340-3001001 Radiation Oncology	0	0.00	0	0.00	0	0	0	0	0
37-6340-4001001 Radiation Oncology	0	0.00	0	0.00	0	0	0	0	0
37-6350-1001001 Radiology	0	0.00	0	0.00	0	0	0	0	0
37-6350-1002001 Radiology	0	0.00	0	0.00	0	0	0	0	0
37-6350-2001001 Radiology	0	0.00	0	0.00	0	0	0	0	0
37-6350-3001001 Radiology	0	0.00	0	0.00	0	0	0	0	0
37-6350-4001001 Radiology	0	0.00	0	0.00	0	0	0	0	0
37-6361-1002001 Surgery - Administration	0	0.00	0	0.00	0	0	0	0	0
37-6361-3001001 Surgery - Administration	0	0.00	0	0.00	0	0	0	0	0
37-6361-4001001 Surgery - Administration	0	0.00	0	0.00	0	0	0	0	0
37-6362-1001001 Surgical Oncology	0	0.00	0	0.00	0	0	0	0	0
37-6362-1002001 Surgical Oncology	0	0.00	0	0.00	0	0	0	0	0
37-6362-2001001 Surgical Oncology	0	0.00	0	0.00	0	0	0	0	0
37-6362-3001001 Surgical Oncology	0	0.00	0	0.00	0	0	0	0	0
37-6362-4001001 Surgical Oncology	0	0.00	0	0.00	0	0	0	0	0
37-6363-1001001 Surgery - Thoracic	0	0.00	0	0.00	0	0	0	0	0
37-6363-1002001 Surgery - Thoracic	0	0.00	0	0.00	0	0	0	0	0
37-6363-3001001 Surgery - Thoracic	0	0.00	0	0.00	0	0	0	0	0
37-6363-4001001 Surgery - Thoracic	0	0.00	0	0.00	0	0	0	0	0
37-6364-1001001 Surgery - Cardiac	0	0.00	0	0.00	0	0	0	0	0
37-6364-2001001 Surgery - Cardiac	0	0.00	0	0.00	0	0	0	0	0
37-6364-3001001 Surgery - Cardiac	0	0.00	0	0.00	0	0	0	0	0
37-6364-4001001 Surgery - Cardiac	0	0.00	0	0.00	0	0	0	0	0
37-6365-1001001 Surgery - Oral	0	0.00	0	0.00	0	0	0	0	0
37-6365-1002001 Surgery - Oral	0	0.00	0	0.00	0	0	0	0	0
37-6365-3001001 Surgery - Oral	0	0.00	0	0.00	0	0	0	0	0
37-6365-4001001 Surgery - Oral	0	0.00	0	0.00	0	0	0	0	0
37-6366-1001001 Surgery - Urology	0	0.00	0	0.00	0	0	0	0	0
37-6366-1002001 Surgery - Urology	0	0.00	0	0.00	0	0	0	0	0
37-6366-3001001 Surgery - Urology	0	0.00	0	0.00	0	0	0	0	0
37-6366-4001001 Surgery - Urology	0	0.00	0	0.00	0	0	0	0	0
37-6367-1001001 Surgery - Neuro	0	0.00	0	0.00	0	0	0	0	0
37-6367-1002001 Surgery - Neuro	0	0.00	0	0.00	0	0	0	0	0
37-6367-2001001 Surgery - Neuro	0	0.00	0	0.00	0	0	0	0	0
37-6367-3001001 Surgery - Neuro	0	0.00	0	0.00	0	0	0	0	0
37-6367-4001001 Surgery - Neuro	0	0.00	0	0.00	0	0	0	0	0
37-6368-1001001 Surgery - Plastic	0	0.00	0	0.00	0	0	0	0	0
37-6368-1002001 Surgery - Plastic	0	0.00	0	0.00	0	0	0	0	0
37-6368-2001001 Surgery - Plastic	0	0.00	0	0.00	0	0	0	0	0
37-6368-3001001 Surgery - Plastic	0	0.00	0	0.00	0	0	0	0	0
			379	0.00	0	0	0	0	0

COST OBJECT LISTING BY SUB PROGRAM  
2014-2015 GENERAL OPERATING BUDGET  
UNIVERSITY OF NEBRASKA MEDICAL CENTER

SUBPROGRAM #/NAME: 63 1000363/63

UNMC-Trust-Grant/Cont/Loan/End-738 Trust/Restricted

COST OBJECT	Dollar	FACULTY	NON FACULTY		EMPLOYEE BENEFITS	PERSONAL SERVICE CREDITS	TOTAL PERSONAL SERVICES	TOTAL OPERATING EXPENSES	TOTAL
		FTE	Dollar	FTE					
37-6368-4001001	0	0.00	0	0.00	0	0	0	0	0
37-6369-1001001	0	0.00	0	0.00	0	0	0	0	0
37-6369-1002001	0	0.00	0	0.00	0	0	0	0	0
37-6369-2001001	0	0.00	0	0.00	0	0	0	0	0
37-6369-3001001	0	0.00	0	0.00	0	0	0	0	0
37-6369-4001001	0	0.00	0	0.00	0	0	0	0	0
37-6370-1001001	0	0.00	0	0.00	0	0	0	0	0
37-6370-1002001	0	0.00	0	0.00	0	0	0	0	0
37-6370-2001001	0	0.00	0	0.00	0	0	0	0	0
37-6370-3001001	0	0.00	0	0.00	0	0	0	0	0
37-6370-4001001	0	0.00	0	0.00	0	0	0	0	0
37-6391-1001001	0	0.00	0	0.00	0	0	0	0	0
37-6391-1002001	0	0.00	0	0.00	0	0	0	0	0
37-6391-2001001	0	0.00	0	0.00	0	0	0	0	0
37-6391-3001001	0	0.00	0	0.00	0	0	0	0	0
37-6391-4001001	0	0.00	0	0.00	0	0	0	0	0
37-6392-1001001	0	0.00	0	0.00	0	0	0	0	0
37-6392-2001001	0	0.00	0	0.00	0	0	0	0	0
37-6392-3001001	0	0.00	0	0.00	0	0	0	0	0
37-6392-4001001	0	0.00	0	0.00	0	0	0	0	0
37-6393-1001001	0	0.00	0	0.00	0	0	0	0	0
37-6393-1002001	0	0.00	0	0.00	0	0	0	0	0
37-6393-2001001	0	0.00	0	0.00	0	0	0	0	0
37-6393-3001001	0	0.00	0	0.00	0	0	0	0	0
37-6393-4001001	0	0.00	0	0.00	0	0	0	0	0
<b>TOTAL</b>	<b>0</b>	<b>0.00</b>	<b>0</b>	<b>0.00</b>	<b>0</b>	<b>0</b>	<b>0</b>	<b>0</b>	<b>0</b>
<b>SUB PROGRAM TOTAL</b>	<b>0</b>	<b>0</b>	<b>0</b>	<b>0</b>	<b>0</b>	<b>0</b>	<b>0</b>	<b>0</b>	<b>0</b>

SUBPROGRAM #/NAME: 71 UNMC/Eppley Center Cancer Research & Care

UNMC-State General Fund-731 State & University Generated/Unrestricted

COST OBJECT	Dollar	FACULTY	NON FACULTY		EMPLOYEE BENEFITS	PERSONAL SERVICE CREDITS	TOTAL PERSONAL SERVICES	TOTAL OPERATING EXPENSES	TOTAL
		FTE	Dollar	FTE					
31-7101-0001	170,810	1.05	194,281	2.18	0	0	365,091	0	365,091
31-7101-0010	9,075	0.04	0	0.00	0	0	9,075	0	9,075
31-7101-7010	0	0.00	4,135	0.05	0	0	4,135	0	4,135
<b>TOTAL</b>	<b>179,885</b>	<b>1.10</b>	<b>198,416</b>	<b>2.23</b>	<b>0</b>	<b>0</b>	<b>378,301</b>	<b>0</b>	<b>378,301</b>

UNMC-Trust-Grant/Cont/Loan/End-738 Trust/Restricted

COST OBJECT	Dollar	FACULTY	NON FACULTY		EMPLOYEE BENEFITS	PERSONAL SERVICE CREDITS	TOTAL PERSONAL SERVICES	TOTAL OPERATING EXPENSES	TOTAL
		FTE	Dollar	FTE					
36-7107-2020629	0	0.00	129,028	1.85	33,330	0	162,358	0	162,358
36-7107-2020633	11,320	0.20	25,338	0.65	9,469	0	46,127	0	46,127
36-7107-2020634	0	0.00	191,115	3.55	49,368	0	240,483	0	240,483
36-7107-2020649	0	0.00	10,000	0.00	2,583	0	12,583	0	12,583
36-7107-2020673	17,745	0.25	33,400	0.50	13,212	0	64,357	0	64,357
36-7111-2018001	0	0.00	45,675	1.00	11,798	0	57,473	0	57,473
36-7123-2019601	0	0.00	40,000	0.00	10,333	0	50,333	0	50,333
36-7123-2020602	0	0.00	26,900	1.00	6,716	0	32,716	0	32,716

COST OBJECT LISTING BY SUB PROGRAM  
2014-2015 GENERAL OPERATING BUDGET  
UNIVERSITY OF NEBRASKA MEDICAL CENTER

**SUBPROGRAM #/NAME: 71 UNMC/Eppley Center Cancer Research & Care**

**UNMC-Trust-Grant/Cont/Loan/End-738 Trust/Restricted**

COST OBJECT	Dollar	FACULTY	NON FACULTY		EMPLOYEE BENEFITS	PERSONAL SERVICE CREDITS	TOTAL PERSONAL SERVICES	TOTAL OPERATING EXPENSES	TOTAL
		FTE	Dollar	FTE					
36-7123-2020605 LB595 Cowan Recruitment (C. Guda)	0	0.00	50,000	0.00	12,916	0	62,916	0	62,916
36-7127-2020002 LB595 Cowan Recruitment (R. Mahato)	0	0.00	48,000	1.50	12,399	0	60,399	0	60,399
36-7133-2019001 LB595 Amr Soliman Recruitment	3,931	0.02	13,802	0.25	4,580	0	22,313	0	22,313
37-7101-2001201 Petro COBRE Pilot	6,102	0.05	0	0.00	1,577	0	7,679	0	7,679
37-7109-2004979 COSTSHARE/ 36-5150-2070-001	0	0.00	446	0.01	115	0	561	0	561
37-7109-2007001 Cattlemen'S Ball Fund	3,627	0.04	0	0.00	936	0	4,563	0	4,563
37-7109-2007999 COSTSHARE/ 36-1905-2223-001	5,441	0.03	0	0.00	1,406	0	6,847	0	6,847
37-7109-2012001 Eppley	45,000	0.19	0	0.00	11,624	0	56,624	0	56,624
37-7109-2015001 Eppley	0	0.00	0	0.00	0	0	0	0	0
37-7109-3003001 Eppley	0	0.00	82,321	1.00	21,266	0	103,587	0	103,587
37-7109-4001001 Eppley	1,600	0.01	0	0.00	413	0	2,013	0	2,013
37-7109-9001002 Liz Karnes Legacy Related Activities	0	0.00	181,407	2.86	46,861	0	228,268	0	228,268
37-7109-9001999 COSTSHARE/ 36-1905-2223-001	0	0.00	10,742	0.22	2,775	0	13,517	0	13,517
<b>TOTAL</b>	<b>94,766</b>	<b>0.79</b>	<b>887,274</b>	<b>14.38</b>	<b>253,677</b>	<b>0</b>	<b>1,235,717</b>	<b>0</b>	<b>1,235,717</b>
<b>SUB PROGRAM TOTAL</b>	<b>274,651</b>	<b>2</b>	<b>1,085,690</b>	<b>17</b>	<b>253,677</b>	<b>0</b>	<b>1,614,018</b>	<b>0</b>	<b>1,614,018</b>

**SUBPROGRAM #/NAME: 81 Primary Care Joint Venture**

**UNMC-State General Fund-731 Cash & Student Contracts/Designated**

COST OBJECT	Dollar	FACULTY	NON FACULTY		EMPLOYEE BENEFITS	PERSONAL SERVICE CREDITS	TOTAL PERSONAL SERVICES	TOTAL OPERATING EXPENSES	TOTAL
		FTE	Dollar	FTE					
31-8105-8801 Summit Plaza-Family Medicine	0	0.00	0	0.00	0	0	0	0	0
31-8105-8802 Summit Plaza-Internal Medicine	0	0.00	0	0.00	0	0	0	0	0
31-8105-8806 Bakers Place-Family Medicine	0	0.00	0	0.00	0	0	0	0	0
31-8105-8807 Bakers Place-Internal Medicine	0	0.00	0	0.00	0	0	0	0	0
31-8105-8810 Plattsmouth-Internal Medicine	0	0.00	0	0.00	0	0	0	0	0
31-8105-8815 Midtown INT Vaccine & Safe Travel Clinic	0	0.00	0	0.00	0	0	0	0	0
31-8105-8901 UMA Family Medicine Clinic	0	0.00	0	0.00	0	0	0	0	0
31-8105-8903 UMA West Family Med	0	0.00	0	0.00	0	0	0	0	0
31-8105-8904 BMC Shared-FM1/INT General	0	0.00	0	0.00	0	0	0	0	0
31-8105-8905 UMA Turner Park Clinic	0	0.00	0	0.00	0	0	0	0	0
31-8105-8907 UMA Eagle Run	0	0.00	0	0.00	0	0	0	0	0
31-8105-8908 UMA Brentwood Villag	0	0.00	0	0.00	0	0	0	0	0
31-8105-8909 UMA Baker Place	0	0.00	0	0.00	0	0	0	0	0
31-8105-8911 UMA Plattsmouth Clinic	0	0.00	0	0.00	0	0	0	0	0
31-8105-8913 UNMCC Physicians PCC Geriatric Clinic	0	0.00	0	0.00	0	0	0	0	0
31-8105-8920 Program Servie Expansion	0	0.00	0	0.00	0	0	0	0	0
31-8105-8930 Special Projects	0	0.00	0	0.00	0	0	0	0	0
<b>TOTAL</b>	<b>0</b>	<b>0.00</b>	<b>0</b>	<b>0.00</b>	<b>0</b>	<b>0</b>	<b>0</b>	<b>0</b>	<b>0</b>
<b>SUB PROGRAM TOTAL</b>	<b>0</b>	<b>0</b>	<b>0</b>	<b>0</b>	<b>0</b>	<b>0</b>	<b>0</b>	<b>0</b>	<b>0</b>

**SUBPROGRAM #/NAME: 82 Munroe-Meyer State Support**

**UNMC-State General Fund-731 State & University Generated/Unrestricted**

COST OBJECT	Dollar	FACULTY	NON FACULTY		EMPLOYEE BENEFITS	PERSONAL SERVICE CREDITS	TOTAL PERSONAL SERVICES	TOTAL OPERATING EXPENSES	TOTAL
		FTE	Dollar	FTE					
31-8205-0106 MRI State Support	1,784,926	0.00	1,701,416	0.00	965,168	0	4,451,510	0	4,451,510

COST OBJECT LISTING BY SUB PROGRAM  
2014-2015 GENERAL OPERATING BUDGET  
UNIVERSITY OF NEBRASKA MEDICAL CENTER

**SUBPROGRAM #/NAME: 82 Munroe-Meyer State Support**

<b>TOTAL</b>	<b>1,784,926</b>	<b>0.00</b>	<b>1,701,416</b>	<b>0.00</b>	<b>965,168</b>	<b>0</b>	<b>4,451,510</b>	<b>0</b>	<b>4,451,510</b>
<b>SUB PROGRAM TOTAL</b>	<b>1,784,926</b>	<b>0</b>	<b>1,701,416</b>	<b>0</b>	<b>965,168</b>	<b>0</b>	<b>4,451,510</b>	<b>0</b>	<b>4,451,510</b>

**SUBPROGRAM #/NAME: 83 College of Medicine Clinical**

**UNMC-State General Fund-731 Cash & Student Contracts/Designated**

COST OBJECT	Dollar	FACULTY	NON FACULTY		EMPLOYEE BENEFITS	PERSONAL SERVICE CREDITS	TOTAL PERSONAL SERVICES	TOTAL OPERATING EXPENSES	TOTAL
		FTE	Dollar	FTE					
31-8305-4005	UMA Administration	0	0.00	0	0.00	0	0	0	0
31-8305-8834	VP INT Vaccine & Safe Travel Clinic	0	0.00	0	0.00	0	0	0	0
31-8305-8838	Village Pointe INT General Medicine	0	0.00	0	0.00	0	0	0	0
31-8305-8866	ENT Peds Clinical Exp - Dr. Jones	0	0.00	0	0.00	0	0	0	0
31-8305-8877	Bellevue OBGYN	0	0.00	0	0.00	0	0	0	0
31-8305-8920	Olson Women's Center-IM General	0	0.00	0	0.00	0	0	0	0
31-8305-8938	Specialty Care Services Clinic	0	0.00	0	0.00	0	0	0	0
31-8305-8953	UMA West Eye Specialty	0	0.00	0	0.00	0	0	0	0
31-8305-8955	UMA West OB/GYN	0	0.00	0	0.00	0	0	0	0
31-8305-8956	Village Pointe Med Spa - Clinic	0	0.00	0	0.00	0	0	0	0
31-8305-8957	UMA West Internal Medicine	0	0.00	0	0.00	0	0	0	0
31-8305-8958	UMA Neuro Sciences Clinic	0	0.00	0	0.00	0	0	0	0
31-8305-8959	Village Pointe Med Spa - Aesthetics	0	0.00	0	0.00	0	0	0	0
31-8305-8961	UMA OB/GYN MFM	0	0.00	0	0.00	0	0	0	0
31-8305-8963	UMA Spec OB/GYN	0	0.00	0	0.00	0	0	0	0
31-8305-8967	UMA Surgery&Urology Clinic	0	0.00	0	0.00	0	0	0	0
31-8305-8968	UMA OB/GYN Urogyn	0	0.00	0	0.00	0	0	0	0
31-8305-8970	UMA Specialty Eye	0	0.00	0	0.00	0	0	0	0
31-8305-8971	UMA Oral/Maxillofacial Surgery Clinic	0	0.00	0	0.00	0	0	0	0
31-8305-8972	UMA ENT Clinic	0	0.00	0	0.00	0	0	0	0
31-8305-8973	UMA Oral/Facial Prosthetics	0	0.00	0	0.00	0	0	0	0
31-8305-8974	UMA Audiology	0	0.00	0	0.00	0	0	0	0
31-8305-8975	UMA Orthopedics Clinic	0	0.00	0	0.00	0	0	0	0
31-8305-8976	UMA Internal Medicine	0	0.00	0	0.00	0	0	0	0
31-8305-8977	UMA Cardiology Thoracic Clinic	0	0.00	0	0.00	0	0	0	0
31-8305-8978	UMA West Pain Medicine	0	0.00	0	0.00	0	0	0	0
31-8305-8979	General Medicine	0	0.00	0	0.00	0	0	0	0
31-8305-8980	UMA Psychiatry Clinic	0	0.00	0	0.00	0	0	0	0
31-8305-8982	UMA Specialty ENT Allergy	0	0.00	0	0.00	0	0	0	0
31-8305-8990	APEU	0	0.00	0	0.00	0	0	0	0
31-8305-8997	Brentwood Rheumatology Clinic	0	0.00	0	0.00	0	0	0	0
31-8305-9999	Budget Adjustment-31830589	0	0.00	0	0.00	0	0	0	0
<b>TOTAL</b>	<b>0</b>	<b>0.00</b>	<b>0</b>	<b>0.00</b>	<b>0</b>	<b>0</b>	<b>0</b>	<b>0</b>	<b>0</b>

**UNMC-Trust-Grant/Cont/Loan/End-738 Trust/Restricted**

COST OBJECT	Dollar	FACULTY	NON FACULTY		EMPLOYEE BENEFITS	PERSONAL SERVICE CREDITS	TOTAL PERSONAL SERVICES	TOTAL OPERATING EXPENSES	TOTAL	
		FTE	Dollar	FTE						
37-8310-1002001	House Officer	210,009	1.69	154,001	2.00	94,030	0	458,040	0	458,040
37-8310-3001001	Clinical	0	0.00	176,820	1.00	45,676	0	222,496	0	222,496
37-8320-1002001	House Officer	448,457	4.59	148,112	3.00	154,104	0	750,673	0	750,673
37-8320-3001001	Clinical	66,655	0.68	3,006,366	33.52	793,807	0	3,866,828	0	3,866,828
37-8320-4001001	DDIF Administration	2,281,447	21.24	227,581	4.18	648,121	0	3,157,149	0	3,157,149
37-8321-1002001	House Officer	750,789	5.57	134,107	3.00	228,582	0	1,113,478	0	1,113,478
37-8321-3001001	Clinical	1,612,774	12.41	46,251	0.53	428,074	0	2,087,099	0	2,087,099
37-8322-1001001	DDIF Instruction	0	0.00	33,632	0.75	8,687	0	42,319	0	42,319

COST OBJECT LISTING BY SUB PROGRAM  
 2014-2015 GENERAL OPERATING BUDGET  
 UNIVERSITY OF NEBRASKA MEDICAL CENTER

**SUBPROGRAM #/NAME: 83 College of Medicine Clinical**

**UNMC-Trust-Grant/Cont/Loan/End-738 Trust/Restricted**

COST OBJECT	Dollar	FACULTY	NON FACULTY		EMPLOYEE BENEFITS	PERSONAL	TOTAL	TOTAL	TOTAL	
		FTE	Dollar	FTE		SERVICE CREDITS	PERSONAL SERVICES	OPERATING EXPENSES		
37-8322-1002001	House Officer	78,350	0.74	148,673	2.60	58,645	0	285,668	0	285,668
37-8322-2001001	DDIF Research	118,260	1.85	0	0.00	30,548	0	148,808	0	148,808
37-8322-3001001	Clinical	19,122	0.19	115,286	1.48	34,720	0	169,128	0	169,128
37-8322-4001001	DDIF Administration	104,850	0.03	307,895	3.44	106,618	0	519,363	0	519,363
37-8324-1002001	House Officer	333,683	3.74	0	0.00	86,195	0	419,878	0	419,878
37-8324-2001001	DDIF Research	32,127	0.34	255,913	5.02	74,406	0	362,446	0	362,446
37-8324-3001001	Clinical	523,699	6.37	54,718	0.85	149,415	0	727,832	0	727,832
37-8324-4001001	DDIF Administration	106,566	0.63	67,203	1.22	44,888	0	218,657	0	218,657
37-8326-1001001	DDIF Instruction	116,168	1.53	401,332	5.67	133,679	0	651,179	0	651,179
37-8326-1002001	House Officer	78,942	0.80	31,845	0.70	28,619	0	139,406	0	139,406
37-8326-2001001	DDIF Research	71,455	1.40	0	0.00	18,457	0	89,912	0	89,912
37-8327-3001001	Clinical	990,002	15.13	200,096	2.31	307,420	0	1,497,518	0	1,497,518
37-8327-4001001	DDIF Administration	9,000	0.07	0	0.00	2,325	0	11,325	0	11,325
37-8328-1002001	House Officer	93,200	0.52	33,281	0.80	32,672	0	159,153	0	159,153
37-8328-2001001	DDIF Research	8,213	0.10	0	0.00	2,121	0	10,334	0	10,334
37-8328-3001001	Clinical	110,706	1.15	189,127	3.20	77,452	0	377,285	0	377,285
37-8328-4001001	DDIF Administration	88,158	0.75	6,570	0.13	24,469	0	119,197	0	119,197
37-8329-3001001	Clinical	132,298	0.68	0	0.00	34,176	0	166,474	0	166,474
37-8332-1002001	House Officer	59,751	0.74	13,578	0.40	18,942	0	92,271	0	92,271
37-8332-3001001	Clinical	190,485	1.94	399,125	5.42	152,305	0	741,915	0	741,915
37-8332-4001001	DDIF Administration	30,200	0.31	0	0.00	7,800	0	38,000	0	38,000
37-8334-1001001	DDIF Instruction	9,149	0.10	12,376	0.17	5,560	0	27,085	0	27,085
37-8334-1002001	House Officer	108,500	0.95	30,858	0.70	35,999	0	175,357	0	175,357
37-8334-2001001	DDIF Research	149,505	0.97	90,784	1.72	62,071	0	302,360	0	302,360
37-8334-3001001	Clinical	743,171	6.51	2,539,955	36.27	848,081	0	4,131,207	0	4,131,207
37-8334-4001001	DDIF Administration	15,578	0.16	158,020	3.86	44,823	0	218,421	0	218,421
37-8337-1002001	House Officer	37,794	0.38	42,648	0.95	20,780	0	101,222	0	101,222
37-8337-2001001	DDIF Research	40,100	1.00	0	0.00	10,359	0	50,459	0	50,459
37-8337-3001001	Clinical	477,053	5.68	393,740	5.03	224,939	0	1,095,732	0	1,095,732
37-8337-4001001	DDIF Administration	21,500	0.17	0	0.00	5,555	0	27,055	0	27,055
37-8340-1002001	House Officer	98,217	1.00	31,200	0.75	33,431	0	162,848	0	162,848
37-8340-3001001	Clinical	336,334	4.86	247,182	3.00	150,731	0	734,247	0	734,247
37-8341-1002001	House Officer	64,233	0.65	17,344	0.40	21,073	0	102,650	0	102,650
37-8341-3001001	Clinical	105,971	1.10	120,037	2.14	58,382	0	284,390	0	284,390
37-8350-1001001	DDIF Instruction	35,962	0.59	0	0.00	9,289	0	45,251	0	45,251
37-8350-1002001	House Officer	99,699	0.57	0	0.00	25,754	0	125,453	0	125,453
37-8350-2001001	DDIF Research	125,050	1.69	0	0.00	32,302	0	157,352	0	157,352
37-8350-3001001	Clinical	595,257	7.04	63,224	1.35	170,096	0	828,577	0	828,577
37-8350-4001001	DDIF Administration	143,381	0.68	73,689	0.83	56,073	0	273,143	0	273,143
37-8360-1001001	DDIF Instruction	188,870	1.92	10,099	0.10	51,397	0	250,366	0	250,366
37-8360-1002001	House Officer	117,602	1.14	0	0.00	30,378	0	147,980	0	147,980
37-8360-2001001	DDIF Research	55,811	0.52	7,683	0.11	16,402	0	79,896	0	79,896
37-8360-3001001	Clinical	0	0.00	25,379	0.65	6,555	0	31,934	0	31,934
37-8361-3001001	Clinical	361,532	4.10	587,085	7.76	245,042	0	1,193,659	0	1,193,659
37-8362-3001001	Clinical	199,440	1.52	52,314	0.80	65,033	0	316,787	0	316,787
37-8362-4001001	DDIF Administration	27,508	0.33	0	0.00	7,106	0	34,614	0	34,614
37-8363-3001001	Clinical	63,773	0.62	0	0.00	16,474	0	80,247	0	80,247
37-8370-1002001	House Officer	0	0.00	44,461	0.94	11,485	0	55,946	0	55,946
37-8370-2001001	DDIF Research	103,760	0.86	0	0.00	26,803	0	130,563	0	130,563
37-8370-3001001	Clinical	308,445	3.63	139,702	3.02	115,763	0	563,910	0	563,910
37-8370-4001001	DDIF Administration	106,848	1.88	174,845	3.01	72,715	0	354,208	0	354,208

COST OBJECT LISTING BY SUB PROGRAM  
2014-2015 GENERAL OPERATING BUDGET  
UNIVERSITY OF NEBRASKA MEDICAL CENTER

**SUBPROGRAM #/NAME: 83 College of Medicine Clinical**

**UNMC-Trust-Grant/Cont/Loan/End-738 Trust/Restricted**

COST OBJECT	Dollar	FACULTY	NON FACULTY		EMPLOYEE BENEFITS	PERSONAL SERVICE CREDITS	TOTAL PERSONAL SERVICES	TOTAL OPERATING EXPENSES	TOTAL
		FTE	Dollar	FTE					
37-8380-1001001 DDIF Instruction	185,847	2.33	19,456	0.09	53,033	0	258,336	0	258,336
37-8380-1002001 House Officer	105,000	1.00	71,468	1.00	45,110	0	221,578	0	221,578
37-8380-2001001 DDIF Research	126,996	1.19	192,092	3.40	82,425	0	401,513	0	401,513
37-8380-3001001 Clinical	0	0.00	117,522	1.62	30,357	0	147,879	0	147,879
37-8380-4001001 DDIF Administration	11,487	0.14	266,073	5.07	72,173	0	349,733	0	349,733
37-8390-1002001 House Officer	63,100	1.05	42,475	1.00	27,272	0	132,847	0	132,847
37-8390-2001001 DDIF Research	0	0.00	46,144	1.00	11,920	0	58,064	0	58,064
37-8390-3001001 Clinical	804,937	7.36	130,603	2.56	241,664	0	1,177,204	0	1,177,204
37-8390-4001001 DDIF Administration	218,313	1.34	142,794	2.77	93,280	0	454,387	0	454,387
<b>TOTAL</b>	<b>14,921,089</b>	<b>150.18</b>	<b>12,042,564</b>	<b>173.26</b>	<b>6,964,638</b>	<b>0</b>	<b>33,928,291</b>	<b>0</b>	<b>33,928,291</b>
<b>SUB PROGRAM TOTAL</b>	<b>14,921,089</b>	<b>150</b>	<b>12,042,564</b>	<b>173</b>	<b>6,964,638</b>	<b>0</b>	<b>33,928,291</b>	<b>0</b>	<b>33,928,291</b>

**SUBPROGRAM #/NAME: 84 College of Medicine Clinical**

**UNMC-Trust-Grant/Cont/Loan/End-738 Trust/Restricted**

COST OBJECT	Dollar	FACULTY	NON FACULTY		EMPLOYEE BENEFITS	PERSONAL SERVICE CREDITS	TOTAL PERSONAL SERVICES	TOTAL OPERATING EXPENSES	TOTAL
		FTE	Dollar	FTE					
37-8430-1001001 DDIF Instruction	81,008	0.80	0	0.00	20,927	0	101,935	0	101,935
37-8430-1002001 House Officer	169,131	1.77	0	0.00	43,689	0	212,820	0	212,820
37-8430-2001001 DDIF Research	1,069,461	8.23	0	0.00	276,258	0	1,345,719	0	1,345,719
37-8430-3001001 Clinical	819,843	7.71	222,175	5.11	269,169	0	1,311,187	0	1,311,187
37-8430-4001001 DDIF Administration	46,482	0.32	8,263	0.00	14,141	0	68,886	0	68,886
37-8433-1001001 DDIF Instruction	0	0.00	27,271	0.73	7,045	0	34,316	0	34,316
37-8433-1002001 House Officer	43,015	0.30	45,480	1.00	22,860	0	111,355	0	111,355
37-8433-3001001 Clinical	628,975	6.27	836,128	16.71	378,459	0	1,843,562	0	1,843,562
37-8433-4001001 DDIF Administration	20,464	0.15	135,004	0.51	40,160	0	195,628	0	195,628
37-8440-1002001 House Officer	129,260	1.19	30,589	0.70	41,292	0	201,141	0	201,141
37-8440-2001001 DDIF Research	62,294	0.62	35,165	0.41	25,175	0	122,634	0	122,634
37-8440-3001001 Clinical	1,393,095	8.45	566,617	5.55	506,223	0	2,465,935	0	2,465,935
37-8440-4001001 DDIF Administration	371,759	2.16	316,227	4.57	177,717	0	865,703	0	865,703
37-8450-1001001 DDIF Instruction	256,525	1.28	0	0.00	66,264	0	322,789	0	322,789
37-8450-1002001 House Officer	296,686	2.50	74,282	1.10	95,827	0	466,795	0	466,795
37-8450-2001001 DDIF Research	51,058	0.63	45,128	1.00	24,845	0	121,031	0	121,031
37-8450-3001001 Clinical	1,681,026	12.66	151,795	2.35	473,446	0	2,306,267	0	2,306,267
37-8450-4001001 DDIF Administration	201,225	1.37	58,188	0.84	67,010	0	326,423	0	326,423
37-8460-1002001 House Officer	0	0.00	47,717	1.00	12,325	0	60,042	0	60,042
37-8460-3001001 Clinical	0	0.00	126,671	1.91	32,721	0	159,392	0	159,392
37-8460-4001001 DDIF Administration	0	0.00	10,000	0.00	2,583	0	12,583	0	12,583
37-8461-1001001 DDIF Instruction	10,293	0.13	30,713	0.72	10,592	0	51,598	0	51,598
37-8461-1002001 House Officer	61,310	0.78	0	0.00	15,837	0	77,147	0	77,147
37-8461-2001001 DDIF Research	50,689	0.52	36,600	0.00	22,548	0	109,837	0	109,837
37-8461-3001001 Clinical	320,999	3.60	149,987	2.09	121,662	0	592,648	0	592,648
37-8461-4001001 DDIF Administration	30,000	0.00	163,994	1.19	50,112	0	244,106	0	244,106
37-8462-1001001 DDIF Instruction	4,379	0.06	11,777	0.28	4,172	0	20,328	0	20,328
37-8462-1002001 House Officer	54,375	0.48	0	0.00	14,046	0	68,421	0	68,421
37-8462-3001001 Clinical	113,334	1.27	160,876	2.55	70,833	0	345,043	0	345,043
37-8462-4001001 DDIF Administration	0	0.00	16,291	0.34	4,209	0	20,500	0	20,500
37-8463-1001001 DDIF Instruction	858	0.01	6,228	0.12	1,831	0	8,917	0	8,917
37-8463-2001001 DDIF Research	0	0.00	60,027	1.00	15,506	0	75,533	0	75,533
			384						



COST OBJECT LISTING BY SUB PROGRAM  
2014-2015 GENERAL OPERATING BUDGET  
UNIVERSITY OF NEBRASKA MEDICAL CENTER

**SUBPROGRAM #/NAME: 84 College of Medicine Clinical**

**UNMC-Trust-Grant/Cont/Loan/End-738 Trust/Restricted**

COST OBJECT	Dollar	FACULTY	NON FACULTY		EMPLOYEE BENEFITS	PERSONAL	TOTAL	TOTAL	TOTAL
		FTE	Dollar	FTE		SERVICE CREDITS	PERSONAL SERVICES	OPERATING EXPENSES	
37-8463-3001001 Clinical	217,844	2.61	161,844	3.59	98,079	0	477,767	0	477,767
37-8463-4001001 DDIF Administration	0	0.00	62,920	0.87	16,254	0	79,174	0	79,174
37-8464-1001001 DDIF Instruction	57,575	0.51	4,729	0.07	16,094	0	78,398	0	78,398
37-8464-1002001 House Officer	54,423	0.62	28,854	0.43	21,512	0	104,789	0	104,789
37-8464-3001001 Clinical	142,340	1.19	18,264	0.27	41,486	0	202,090	0	202,090
37-8464-4001001 DDIF Administration	25,000	0.29	15,068	0.23	10,350	0	50,418	0	50,418
37-8465-1001001 DDIF Instruction	16,449	0.19	19,490	0.36	9,284	0	45,223	0	45,223
37-8465-1002001 House Officer	62,361	0.70	45,205	1.00	27,785	0	135,351	0	135,351
37-8465-3001001 Clinical	0	0.00	178,605	3.44	46,137	0	224,742	0	224,742
37-8465-4001001 DDIF Administration	0	0.00	36,360	0.20	9,393	0	45,753	0	45,753
37-8466-1001001 DDIF Instruction	6,274	0.08	22,008	0.44	7,307	0	35,589	0	35,589
37-8466-1002001 House Officer	86,511	0.65	46,839	1.00	49,945	0	183,295	0	183,295
37-8466-2001001 DDIF Research	10,000	0.13	0	0.00	2,583	0	12,583	0	12,583
37-8466-3001001 Clinical	189,764	2.40	148,219	3.32	87,307	0	425,290	0	425,290
37-8466-4001001 DDIF Administration	25,000	0.19	56,790	1.24	21,128	0	102,918	0	102,918
37-8467-1001001 DDIF Instruction	0	0.00	7,039	0.13	1,819	0	8,858	0	8,858
37-8467-1002001 House Officer	131,633	1.80	18,762	0.50	38,849	0	189,244	0	189,244
37-8467-2001001 DDIF Research	0	0.00	28,721	0.40	7,418	0	36,139	0	36,139
37-8467-3001001 Clinical	221,973	2.36	155,981	3.00	97,632	0	475,586	0	475,586
37-8467-4001001 DDIF Administration	25,000	0.26	28,804	0.67	13,899	0	67,703	0	67,703
37-8468-1001001 DDIF Instruction	0	0.00	4,444	0.06	1,148	0	5,592	0	5,592
37-8468-1002001 House Officer	33,768	0.44	9,391	0.25	11,149	0	54,308	0	54,308
37-8468-3001001 Clinical	313,153	4.18	2,597,693	38.28	751,917	0	3,662,763	0	3,662,763
37-8468-4001001 DDIF Administration	25,000	0.25	107,164	2.26	34,140	0	166,304	0	166,304
37-8469-1001001 DDIF Instruction	0	0.00	20,717	0.48	5,351	0	26,068	0	26,068
37-8469-1002001 House Officer	44,438	0.61	0	0.00	11,479	0	55,917	0	55,917
37-8469-2001001 DDIF Research	37,366	0.24	0	0.00	9,653	0	47,019	0	47,019
37-8469-3001001 Clinical	145,698	1.50	296,925	4.50	114,336	0	556,959	0	556,959
37-8469-4001001 DDIF Administration	0	0.00	13,435	0.32	3,471	0	16,906	0	16,906
37-8470-1001001 DDIF Instruction	5,274	0.05	27,848	0.59	8,555	0	41,677	0	41,677
37-8470-1002001 DDIF Research	13,000	0.20	0	0.00	3,358	0	16,358	0	16,358
37-8470-3001001 Clinical	498,486	6.03	182,465	3.09	175,900	0	856,851	0	856,851
37-8470-4001001 DDIF Administration	0	0.00	11,056	0.22	2,857	0	13,913	0	13,913
37-8471-1001001 DDIF Instruction	28,484	0.20	34,459	0.74	16,259	0	79,202	0	79,202
37-8471-1002001 House Officer	59,150	0.78	24,687	0.50	21,656	0	105,493	0	105,493
37-8471-2001001 DDIF Research	16,110	0.20	0	0.00	4,161	0	20,271	0	20,271
37-8471-3001001 Clinical	175,471	2.29	478,858	6.95	169,023	0	823,352	0	823,352
37-8471-4001001 DDIF Administration	80,000	0.53	44,586	0.99	32,183	0	156,769	0	156,769
37-8480-1001001 DDIF Instruction	104,926	1.25	52,299	0.33	40,613	0	197,838	0	197,838
37-8480-1002001 House Officer	172,174	2.10	80,158	1.50	65,182	0	317,514	0	317,514
37-8480-2001001 DDIF Research	123,739	0.80	93,005	1.97	55,988	0	272,732	0	272,732
37-8480-3001001 Clinical	1,012,886	10.79	121,728	2.03	293,089	0	1,427,703	0	1,427,703
37-8480-4001001 DDIF Administration	0	0.00	12,500	0.00	3,230	0	15,730	0	15,730
<b>TOTAL</b>	<b>12,128,814</b>	<b>109.65</b>	<b>8,671,113</b>	<b>137.99</b>	<b>5,388,443</b>	<b>0</b>	<b>26,188,370</b>	<b>0</b>	<b>26,188,370</b>
<b>SUB PROGRAM TOTAL</b>	<b>12,128,814</b>	<b>110</b>	<b>8,671,113</b>	<b>138</b>	<b>5,388,443</b>	<b>0</b>	<b>26,188,370</b>	<b>0</b>	<b>26,188,370</b>

**SUBPROGRAM #/NAME: 96 Stores/Services**

COST OBJECT LISTING BY SUB PROGRAM  
2014-2015 GENERAL OPERATING BUDGET  
UNIVERSITY OF NEBRASKA MEDICAL CENTER

**SUBPROGRAM #/NAME: 96 Stores/Services**

**UNMC-State General Fund-731 Auxiliaries & Services/Restricted**

COST OBJECT	Dollar	FACULTY	NON FACULTY		EMPLOYEE BENEFITS	PERSONAL SERVICE CREDITS	TOTAL PERSONAL SERVICES	TOTAL OPERATING EXPENSES	TOTAL
		FTE	Dollar	FTE					
33-9696-3000 COSTSHARING/ 36-5360-2121-001	0	0.00	10,334	0.00	2,886	0	13,220	0	13,220
<b>TOTAL</b>	<b>0</b>	<b>0.00</b>	<b>10,334</b>	<b>0.00</b>	<b>2,886</b>	<b>0</b>	<b>13,220</b>	<b>0</b>	<b>13,220</b>

**UNMC-Auxiliary-739 Auxiliaries & Services/Restricted**

COST OBJECT	Dollar	FACULTY	NON FACULTY		EMPLOYEE BENEFITS	PERSONAL SERVICE CREDITS	TOTAL PERSONAL SERVICES	TOTAL OPERATING EXPENSES	TOTAL
		FTE	Dollar	FTE					
33-9605-0795 Eye Bank	0	0.00	314,451	6.00	87,831	0	402,282	623,074	1,025,356
33-9607-0236 Optical Shop	0	0.00	213,235	6.00	59,561	0	272,796	337,604	610,400
33-9696-0296 Minimally Invasive Surgery Center	0	0.00	14,027	0.09	3,919	0	17,946	0	17,946
33-9696-0357 Technology Development	0	0.00	1,010,402	13.67	282,221	0	1,292,623	0	1,292,623
33-9696-0365 Advanced Surgical Technology	0	0.00	28,662	0.34	8,006	0	36,668	0	36,668
33-9696-0886 Child Care Center	0	0.00	644,407	26.25	179,994	0	824,401	21,907	846,308
<b>TOTAL</b>	<b>0</b>	<b>0.00</b>	<b>2,225,184</b>	<b>52.35</b>	<b>621,532</b>	<b>0</b>	<b>2,846,716</b>	<b>982,585</b>	<b>3,829,301</b>
<b>SUB PROGRAM TOTAL</b>	<b>0</b>	<b>0</b>	<b>2,235,518</b>	<b>52</b>	<b>624,418</b>	<b>0</b>	<b>2,859,936</b>	<b>982,585</b>	<b>3,842,521</b>

**SUBPROGRAM #/NAME: 97 Clearing Centers**

**UNMC-Auxiliary-739 Auxiliaries & Services/Restricted**

COST OBJECT	Dollar	FACULTY	NON FACULTY		EMPLOYEE BENEFITS	PERSONAL SERVICE CREDITS	TOTAL PERSONAL SERVICES	TOTAL OPERATING EXPENSES	TOTAL
		FTE	Dollar	FTE					
33-9705-0006 Purchased Utilities	0	0.00	0	0.00	0	0	0	61,924	61,924
33-9710-1380 Media Services	0	0.00	25,519	0.20	7,128	0	32,647	0	32,647
33-9710-6975 Nursing Resources And Developmt	14,866	0.10	0	0.00	4,153	0	19,019	0	19,019
33-9710-7055 Cancer Service Line	0	0.00	74,474	1.15	20,801	0	95,275	0	95,275
33-9710-7060 Radiation Therapy	456,800	3.20	106,962	1.00	157,467	0	721,229	0	721,229
33-9710-7140 Endoscopy Center	0	0.00	73,346	1.00	20,486	0	93,832	0	93,832
33-9710-7321 Acute Dialysis	0	0.00	0	0.00	0	0	0	0	0
33-9710-7339 Clinical Nutrition	40,048	0.40	10,012	0.09	13,982	0	64,042	0	64,042
33-9710-7455 Social Work	0	0.00	0	0.00	0	0	0	0	0
33-9710-7525 Clinical Research Center	0	0.00	177,456	3.50	49,567	0	227,023	0	227,023
33-9710-7615 Village Pointe Radiation Oncology	114,398	0.80	0	0.00	31,953	0	146,351	0	146,351
<b>TOTAL</b>	<b>626,112</b>	<b>4.50</b>	<b>467,769</b>	<b>6.94</b>	<b>305,537</b>	<b>0</b>	<b>1,399,418</b>	<b>61,924</b>	<b>1,461,342</b>
<b>SUB PROGRAM TOTAL</b>	<b>626,112</b>	<b>5</b>	<b>467,769</b>	<b>7</b>	<b>305,537</b>	<b>0</b>	<b>1,399,418</b>	<b>61,924</b>	<b>1,461,342</b>

**SUBPROGRAM #/NAME: 98 Company Balance Sheets**

**UNMC-Federal Letter of Credit-736 Federal/Restricted**

COST OBJECT	Dollar	FACULTY	NON FACULTY		EMPLOYEE BENEFITS	PERSONAL SERVICE CREDITS	TOTAL PERSONAL SERVICES	TOTAL OPERATING EXPENSES	TOTAL
		FTE	Dollar	FTE					
34-9899-0011011 Ant Awards-Instruction	0	0.00	0	0.00	0	0	0	6,023,603	6,023,603
34-9899-0022022 Ant Awards-Rsch Other	0	0.00	0	0.00	0	0	0	96,337,896	96,337,896
34-9899-0033033 Ant Awards - Community Service	0	0.00	0	0.00	0	0	0	3,298,528	3,298,528
34-9899-0060061 ANT AWARDS-INSTITUTIONAL ADMIN	0	0.00	0	0.00	0	0	0	2,608,440	2,608,440
<b>TOTAL</b>	<b>0</b>	<b>0.00</b>	<b>0</b>	<b>0.00</b>	<b>0</b>	<b>0</b>	<b>0</b>	<b>108,268,467</b>	<b>108,268,467</b>

COST OBJECT LISTING BY SUB PROGRAM  
2014-2015 GENERAL OPERATING BUDGET  
UNIVERSITY OF NEBRASKA MEDICAL CENTER

**SUBPROGRAM #/NAME: 98 Company Balance Sheets**

**UNMC-Federal Advance-737 Federal/Restricted**

COST OBJECT	Dollar	FACULTY	NON FACULTY		EMPLOYEE BENEFITS	PERSONAL SERVICE CREDITS	TOTAL PERSONAL SERVICES	TOTAL OPERATING EXPENSES	TOTAL
		FTE	Dollar	FTE					
35-9899-0011011 Ant Awards - Instruction	0	0.00	0	0.00	0	0	0	523,026	523,026
35-9899-0021021 Ant Awards-Research Instr	0	0.00	0	0.00	0	0	0	10,895,686	10,895,686
35-9899-0033033 Ant Awards-Community Serv	0	0.00	0	0.00	0	0	0	372,947	372,947
<b>TOTAL</b>	<b>0</b>	<b>0.00</b>	<b>0</b>	<b>0.00</b>	<b>0</b>	<b>0</b>	<b>0</b>	<b>11,791,659</b>	<b>11,791,659</b>

**UNMC-Trust-Grant/Cont/Loan/End-738 Trust/Restricted**

COST OBJECT	Dollar	FACULTY	NON FACULTY		EMPLOYEE BENEFITS	PERSONAL SERVICE CREDITS	TOTAL PERSONAL SERVICES	TOTAL OPERATING EXPENSES	TOTAL
		FTE	Dollar	FTE					
36-9899-0011011 Ant Awards - Instruction	0	0.00	0	0.00	0	0	0	41,447,430	41,447,430
36-9899-0022022 Ant Awards - Rsch Other	0	0.00	0	0.00	0	0	0	22,942,893	22,942,893
36-9899-0033033 Ant Awards - Community Svc	0	0.00	0	0.00	0	0	0	19,945,062	19,945,062
36-9899-0046046 Ant Awards-Academic Admin	0	0.00	0	0.00	0	0	0	5,219,857	5,219,857
36-9899-0054054 ANT Awards Student Services	0	0.00	0	0.00	0	0	0	28,789	28,789
36-9899-0060061 ANT AWARDS-INSTITUTIONAL ADMIN	0	0.00	0	0.00	0	0	0	390,365	390,365
36-9899-0081081 Ant Awards - Scholarships	0	0.00	0	0.00	0	0	0	1,943,887	1,943,887
<b>TOTAL</b>	<b>0</b>	<b>0.00</b>	<b>0</b>	<b>0.00</b>	<b>0</b>	<b>0</b>	<b>0</b>	<b>91,918,283</b>	<b>91,918,283</b>

**UNMC-Auxiliary-739 Auxiliaries & Services/Restricted**

COST OBJECT	Dollar	FACULTY	NON FACULTY		EMPLOYEE BENEFITS	PERSONAL SERVICE CREDITS	TOTAL PERSONAL SERVICES	TOTAL OPERATING EXPENSES	TOTAL
		FTE	Dollar	FTE					
33-9813-0056 Accts Rec-Copy Center	0	0.00	0	0.00	0	0	0	56,000	56,000
33-9813-0255 Anatomical-Salaries	0	0.00	84,957	1.00	23,730	0	108,687	0	108,687
33-9813-0256 Accts Rec-Anatomical Board	0	0.00	7,480	0.20	2,089	0	9,569	0	9,569
33-9899-0070 Ant Income Stores & Services	0	0.00	0	0.00	0	0	0	47,533,872	47,533,872
33-9899-0210 Ant Income-Research	0	0.00	0	0.00	0	0	0	26,062	26,062
33-9899-0910 Ant Inc Indep Operations	0	0.00	0	0.00	0	0	0	697,745	697,745
<b>TOTAL</b>	<b>0</b>	<b>0.00</b>	<b>92,437</b>	<b>1.20</b>	<b>25,819</b>	<b>0</b>	<b>118,256</b>	<b>48,313,679</b>	<b>48,431,935</b>
<b>SUB PROGRAM TOTAL</b>	<b>0</b>	<b>0</b>	<b>92,437</b>	<b>1</b>	<b>25,819</b>	<b>0</b>	<b>118,256</b>	<b>260,292,088</b>	<b>260,410,344</b>

COST OBJECT LISTING BY SUB PROGRAM  
2014-2015 GENERAL OPERATING BUDGET  
UNIVERSITY OF NEBRASKA AT OMAHA

**SUBPROGRAM #/NAME: 01 Academics Affairs**

**UNO-State General Fund-791 State & University Generated/Unrestricted**

COST OBJECT	Dollar	FACULTY	NON FACULTY		EMPLOYEE BENEFITS	PERSONAL	TOTAL	TOTAL	TOTAL
		FTE	Dollar	FTE		SERVICE CREDITS	PERSONAL SERVICES	OPERATING EXPENSES	
41-0101-0100 V/C - Academic & Student Affairs	77,128	1.00	942,813	9.67	263,016	0	1,282,957	58,939	1,341,896
41-0101-0200 Assessment Office	0	0.00	2,149	0.13	146	0	2,295	59,651	61,946
41-0101-0300 Collective Bargaining Expense	0	0.00	0	0.00	0	0	0	34,965	34,965
41-0102-0100 Candidate Expense	0	0.00	0	0.00	0	0	0	13,739	13,739
41-0103-0100 Program Development Curriculum Review	0	0.00	0	0.00	0	0	0	12,996	12,996
41-0104-0100 Faculty Senate	13,000	0.50	37,758	1.00	13,865	0	64,623	4,695	69,318
41-0105-0100 Memberships	0	0.00	0	0.00	0	0	0	73,189	73,189
41-0107-0100 Institutional Effectiveness	0	0.00	465,509	6.00	127,148	0	592,657	31,344	624,001
<b>TOTAL</b>	<b>90,128</b>	<b>1.50</b>	<b>1,448,229</b>	<b>16.80</b>	<b>404,175</b>	<b>0</b>	<b>1,942,532</b>	<b>289,518</b>	<b>2,232,050</b>

**UNO-State General Fund-791 Revolving/Designated**

COST OBJECT	Dollar	FACULTY	NON FACULTY		EMPLOYEE BENEFITS	PERSONAL	TOTAL	TOTAL	TOTAL
		FTE	Dollar	FTE		SERVICE CREDITS	PERSONAL SERVICES	OPERATING EXPENSES	
42-0108-0100 Collaboration Science - Technology Fee	0	0.00	0	0.00	0	0	0	30,100	30,100
<b>TOTAL</b>	<b>0</b>	<b>0.00</b>	<b>0</b>	<b>0.00</b>	<b>0</b>	<b>0</b>	<b>0</b>	<b>30,100</b>	<b>30,100</b>

**UNO-Trust-Grant/Cont/Loan/End-798 Trust/Restricted**

COST OBJECT	Dollar	FACULTY	NON FACULTY		EMPLOYEE BENEFITS	PERSONAL	TOTAL	TOTAL	TOTAL
		FTE	Dollar	FTE		SERVICE CREDITS	PERSONAL SERVICES	OPERATING EXPENSES	
47-0101-2001100 UNF:Regents Professorships	10,000	0.00	0	0.00	0	0	10,000	0	10,000
47-0101-2002100 Jefferis Chr Of English	3,000	0.00	0	0.00	0	0	3,000	0	3,000
47-0101-2003100 Kayser Chair	10,000	0.00	0	0.00	0	0	10,000	0	10,000
47-0101-2004100 Kiewit Chair	15,000	0.00	0	0.00	0	0	15,000	0	15,000
47-0101-2006100 UNF:Ralph Wardle Prof-Arts & Sciences	3,000	0.00	0	0.00	0	0	3,000	0	3,000
47-0101-2007100 UNF:John Lucas Professorship-Bus Admin	5,000	0.00	0	0.00	0	0	5,000	0	5,000
47-0101-2008100 UNF:Paul Kennedy Prof-Education	3,000	0.00	0	0.00	0	0	3,000	0	3,000
47-0101-2009100 UNF:Edwin Clark Prof-Fine Arts	3,000	0.00	0	0.00	0	0	3,000	0	3,000
47-0101-2010100 UNF:David Scott Professorship-Cpacs	3,000	0.00	0	0.00	0	0	3,000	0	3,000
47-0101-2012100 UNF:William Hockett Professorship-Acctg	5,000	0.00	0	0.00	0	0	5,000	0	5,000
47-0101-2013100 UNF:James Earl Professorship Of Math	5,000	0.00	0	0.00	0	0	5,000	0	5,000
47-0101-2014100 Isaacson Chair	30,000	0.00	0	0.00	0	0	30,000	0	30,000
47-0101-2015100 UNF:Robert Reilly Prof-Communications	10,000	0.00	0	0.00	0	0	10,000	0	10,000
47-0101-2016100 UNF:Varner Professorship	10,000	0.00	0	0.00	0	0	10,000	0	10,000
47-0101-2017100 UNF:Nba Professor Of Banking	5,000	0.00	0	0.00	0	0	5,000	0	5,000
47-0101-2019100 UNF:Hollie Bethel Professor of Education	10,000	0.00	0	0.00	0	0	10,000	0	10,000
47-0101-2020100 UNF:Reynolds Professorship	10,000	0.00	0	0.00	0	0	10,000	0	10,000
47-0101-2021100 UNF:Durham Distinguished Professors Fund	10,000	0.00	0	0.00	0	0	10,000	0	10,000
47-0101-2022100 UNF:Spire Chair of Music	10,000	0.00	0	0.00	0	0	10,000	0	10,000
47-0101-2023100 UNF:Margaret Killian Diamond Prof-Educ	3,000	0.00	0	0.00	0	0	3,000	0	3,000
47-0101-2025100 UNF:Baright Professor of Real Estate	10,000	0.00	0	0.00	0	0	10,000	0	10,000
47-0101-2026100 UNF:Terry Haney Chair of Gerontology	0	0.00	0	0.00	0	0	0	0	0
47-0101-2028100 UNF:Jewish Federation of Omaha Professor	30,000	0.00	0	0.00	0	0	30,000	0	30,000
47-0101-2029100 UNF:Marguerite Scribante Professorship	10,000	0.00	0	0.00	0	0	10,000	0	10,000
47-0101-2030100 UNF:Robert Ackerman Fellow of Community	3,000	0.00	0	0.00	0	0	3,000	0	3,000
47-0101-2031100 Thompson Scholars Learning Community	0	0.00	317,943	7.00	53,733	0	371,676	0	371,676
47-0101-2032100 UNF:Maury and Nancy Lipton Fund	12,000	0.00	0	0.00	0	0	12,000	0	12,000
47-0101-2033100 UNF:James R. Schumacher Trust Fund	10,000	0.00	0	0.00	0	0	10,000	0	10,000
47-0101-2035100 UNF:Union Pacific Chair of IS&T	20,000	0.00	0	0.00	0	0	20,000	0	20,000
47-0101-2036100 UNF:Dr. George&Sally Haddix Chair STEM	20,000	0.00	0	0.00	0	0	20,000	0	20,000
47-0101-2037100 UNF:FirsTier Visiting Professorship IS&T	40,000	0.00	388 <sup>0</sup>	0.00	0	0	40,000	0	40,000

COST OBJECT LISTING BY SUB PROGRAM  
2014-2015 GENERAL OPERATING BUDGET  
UNIVERSITY OF NEBRASKA AT OMAHA

**SUBPROGRAM #/NAME: 01 Academics Affairs**

**UNO-Trust-Grant/Cont/Loan/End-798 Trust/Restricted**

COST OBJECT	Dollar	FACULTY	NON FACULTY		EMPLOYEE BENEFITS	PERSONAL SERVICE CREDITS	TOTAL PERSONAL SERVICES	TOTAL OPERATING EXPENSES	TOTAL
		FTE	Dollar	FTE					
47-0101-2038100 UNF:Dr. George Haddix Chair in Math	20,000	0.00	0	0.00	0	0	20,000	0	20,000
47-0101-2039100 UNF:L&F Blumkin Professorship Holocaust	7,500	0.00	0	0.00	0	0	7,500	0	7,500
47-0101-2040100 UNF:John Langan Professorship Early Chil	10,000	0.00	0	0.00	0	0	10,000	0	10,000
47-0101-2041100 UNF:Blue Cross Blue Shield Chair	20,000	0.00	0	0.00	0	0	20,000	0	20,000
47-0101-2043100 UNF:Haddix Community Chair In Science	22,500	0.00	0	0.00	0	0	22,500	0	22,500
47-0101-2044100 UNF:S&F Khan Professorship of Biology	5,000	0.00	0	0.00	0	0	5,000	0	5,000
47-0101-2045100 UNF:Leo Missinne Professor Gerontology	5,000	0.00	0	0.00	0	0	5,000	0	5,000
47-0101-2046100 UNF:Dist. Research Chair in Biomechanics	20,000	0.00	0	0.00	0	0	20,000	0	20,000
47-0101-2047100 UNF:Dist Director Service Learning	0	0.00	20,000	0.00	0	0	20,000	0	20,000
47-0101-2048100 UNF:John Morgan Chair Inn,Entre&Franch	20,000	0.00	0	0.00	0	0	20,000	0	20,000
<b>TOTAL</b>	<b>448,000</b>	<b>0.00</b>	<b>337,943</b>	<b>7.00</b>	<b>53,733</b>	<b>0</b>	<b>839,676</b>	<b>0</b>	<b>839,676</b>
<b>SUB PROGRAM TOTAL</b>	<b>538,128</b>	<b>2</b>	<b>1,786,172</b>	<b>24</b>	<b>457,908</b>	<b>0</b>	<b>2,782,208</b>	<b>319,618</b>	<b>3,101,826</b>

**SUBPROGRAM #/NAME: 03 College of Public Affairs and Community Services**

**UNO-State General Fund-791 State & University Generated/Unrestricted**

COST OBJECT	Dollar	FACULTY	NON FACULTY		EMPLOYEE BENEFITS	PERSONAL SERVICE CREDITS	TOTAL PERSONAL SERVICES	TOTAL OPERATING EXPENSES	TOTAL
		FTE	Dollar	FTE					
41-0301-0100 CPACS - Dean	18,695	0.00	573,174	5.48	157,833	0	749,702	11,912	761,614
41-0302-0100 CPACS - General	49,516	1.00	1,574	0.00	13,632	0	64,722	0	64,722
41-0302-0300 CPACS - Travel	0	0.00	0	0.00	0	0	0	2,563	2,563
41-0302-1400 CPACS Distance Education	0	0.00	0	0.00	0	0	0	673,081	673,081
41-0305-0100 Center for Public Affairs Rsch	65,562	0.65	69,799	0.75	36,974	0	172,335	12,741	185,076
41-0305-0200 Urban Policy Research	0	0.00	104,470	1.85	28,536	0	133,006	439	133,445
41-0305-0300 Labor Studies Institute	163,792	2.00	34,950	1.00	54,286	0	253,028	37,303	290,331
41-0306-0100 Criminal Justice	1,710,721	20.90	575,740	10.40	538,095	0	2,824,556	93,674	2,918,230
41-0306-0300 Juvenile Justice Institute	64,935	0.79	35,140	1.00	27,334	0	127,409	5,169	132,578
41-0306-1400 Criminal Justice Distance Ed	45,975	1.00	0	0.00	12,557	0	58,532	0	58,532
41-0307-0100 Aviation Institute	360,365	5.40	183,846	3.61	142,203	0	686,414	75,959	762,373
41-0308-0100 Public Administration	1,162,740	13.65	327,379	5.21	355,808	0	1,845,927	16,831	1,862,758
41-0308-0300 Masters of Public Health	2,530	0.06	0	0.00	172	0	2,702	2,589	5,291
41-0308-0400 Emergency Management	139,353	2.00	45,851	1.00	47,607	0	232,811	76,456	309,267
41-0309-0100 Gerontology	444,194	4.90	158,971	2.91	159,904	0	763,069	15,399	778,468
41-0309-0200 POE - Health Gerontologist	59,843	1.00	0	0.00	16,346	0	76,189	0	76,189
41-0309-1400 Gerontology Distance Education	0	0.00	10,000	0.19	2,731	0	12,731	0	12,731
41-0310-0100 Social Work	1,039,550	14.90	349,939	7.83	348,396	0	1,737,885	47,711	1,785,596
41-0310-1500 POE - SW Graduate Education	93,006	1.00	0	0.00	25,404	0	118,410	0	118,410
41-0311-0100 Low Income Support-Goodrich	436,127	5.90	234,058	4.71	168,087	0	838,272	127,100	965,372
<b>TOTAL</b>	<b>5,856,904</b>	<b>75.15</b>	<b>2,704,891</b>	<b>45.94</b>	<b>2,135,905</b>	<b>0</b>	<b>10,697,700</b>	<b>1,198,927</b>	<b>11,896,627</b>

**UNO-State General Fund-791 Revolving/Designated**

COST OBJECT	Dollar	FACULTY	NON FACULTY		EMPLOYEE BENEFITS	PERSONAL SERVICE CREDITS	TOTAL PERSONAL SERVICES	TOTAL OPERATING EXPENSES	TOTAL
		FTE	Dollar	FTE					
42-0302-0100 CPACS - Technology Fee	0	0.00	57,574	2.02	22,202	0	79,776	43,097	122,873
42-0306-9015 Criminal Justice London Trip	5,000	0.00	0	0.00	1,002	0	6,002	253,998	260,000
42-0307-0300 Adv Simulatn Facility/Aviation Rsrc Cntr	0	0.00	0	0.00	0	0	0	34,000	34,000
42-0308-0100 Municipal Clerks Training	15,450	0.00	7,000	0.43	1,859	0	24,309	47,691	72,000
42-0308-0300 Aviation Fee	0	0.00	0	0.00	0	0	0	20,000	20,000
42-0310-0400 SW - Service Contracts - Harder	0	0.00	39,600	0.88	4,014	0	43,614	0	43,614

COST OBJECT LISTING BY SUB PROGRAM  
2014-2015 GENERAL OPERATING BUDGET  
UNIVERSITY OF NEBRASKA AT OMAHA

**SUBPROGRAM #/NAME: 03 College of Public Affairs and Community Services**

TOTAL		20,450	0.00	104,174	3.33	29,077	0	153,701	398,786	552,487
UNO-Federal Letter of Credit-796 Federal/Restricted										
COST OBJECT	Dollar	FACULTY FTE	NON FACULTY Dollar	FTE	EMPLOYEE BENEFITS	PERSONAL SERVICE CREDITS	TOTAL PERSONAL SERVICES	TOTAL OPERATING EXPENSES	TOTAL	
44-0307-1012201 NASA: Neb Space Grant	0	0.00	252,981	5.00	41,742	0	294,723	0	294,723	
44-0307-1013202 NASA: EPSCoR-Astronauts	41,038	1.00	0	0.00	6,772	0	47,810	0	47,810	
<b>TOTAL</b>	<b>41,038</b>	<b>1.00</b>	<b>252,981</b>	<b>5.00</b>	<b>48,514</b>	<b>0</b>	<b>342,533</b>	<b>0</b>	<b>342,533</b>	
UNO-Trust-Grant/Cont/Loan/End-798 Trust/Restricted										
COST OBJECT	Dollar	FACULTY FTE	NON FACULTY Dollar	FTE	EMPLOYEE BENEFITS	PERSONAL SERVICE CREDITS	TOTAL PERSONAL SERVICES	TOTAL OPERATING EXPENSES	TOTAL	
46-0301-0039100 MACCH: Administration	0	0.00	165,390	3.00	27,951	0	193,341	0	193,341	
46-0306-1077100 Lancaster Co: ARRA-Juvenile Court	17,546	0.21	0	0.00	2,965	0	20,511	0	20,511	
46-0308-1046100 UNL: NDOR Rural Transit	0	0.00	74,500	2.00	12,592	0	87,092	0	87,092	
46-0310-1011100 HFS: Better Together	0	0.00	5,400	0.12	913	0	6,313	0	6,313	
47-0306-2004100 UNF:John Morgan Fund	93,332	1.00	92,298	2.00	31,372	0	217,002	0	217,002	
47-0307-2002100 UNF:Aviation Institute Professorship	10,000	0.00	0	0.00	0	0	10,000	0	10,000	
47-0309-2011100 UNF:Terry Haney Fund for Gerontology	0	0.00	15,814	0.32	2,673	0	18,487	0	18,487	
47-0309-2012100 UNF:Vetter Foundation for Gerontology	0	0.00	9,287	0.18	1,570	0	10,857	0	10,857	
<b>TOTAL</b>	<b>120,878</b>	<b>1.21</b>	<b>362,689</b>	<b>7.62</b>	<b>80,036</b>	<b>0</b>	<b>563,603</b>	<b>0</b>	<b>563,603</b>	
<b>SUB PROGRAM TOTAL</b>		<b>6,039,270</b>	<b>77</b>	<b>3,424,735</b>	<b>62</b>	<b>2,293,532</b>	<b>0</b>	<b>11,757,537</b>	<b>1,597,713</b>	<b>13,355,250</b>

**SUBPROGRAM #/NAME: 05 College of Arts and Sciences**

**UNO-State General Fund-791 State & University Generated/Unrestricted**

COST OBJECT	Dollar	FACULTY FTE	NON FACULTY Dollar	FTE	EMPLOYEE BENEFITS	PERSONAL SERVICE CREDITS	TOTAL PERSONAL SERVICES	TOTAL OPERATING EXPENSES	TOTAL
41-0501-0100 Dean Arts & Sciences	0	0.00	465,356	5.58	125,142	0	590,498	30,270	620,768
41-0502-0100 Arts & Science General	274,272	5.31	1,332,275	31.80	188,514	0	1,795,061	4,276	1,799,337
41-0502-0400 Arts & Sciences - Animal Care	0	0.00	0	0.00	0	0	0	14,422	14,422
41-0502-0600 Radiological H & S	0	0.00	0	0.00	0	0	0	944	944
41-0502-0700 OLLAS-Latino & Latin American Studies	5,413	0.00	1,139	0.07	446	0	6,998	11,566	18,564
41-0502-0800 Native American Studies	0	0.00	1,139	0.07	78	0	1,217	2,080	3,297
41-0502-0900 Women & Gender Studies	0	0.00	1,139	0.07	78	0	1,217	5,156	6,373
41-0502-1000 A&S Faculty Development	0	0.00	0	0.00	0	0	0	49,167	49,167
41-0502-1100 Science/Math Center	46,087	0.75	36,539	1.33	15,077	0	97,703	27,482	125,185
41-0502-1400 Arts & Sciences Distance Education	0	0.00	39,505	0.84	10,790	0	50,295	1,085,253	1,135,548
41-0505-0100 Biology	1,550,118	24.90	232,050	5.94	457,478	0	2,239,646	80,603	2,320,249
41-0505-0300 Environmental Studies Program	0	0.00	2,417	0.00	165	0	2,582	1,673	4,255
41-0505-0400 Glacier Creek Preserve	0	0.00	35,712	1.00	9,755	0	45,467	4,179	49,646
41-0505-0500 Allwine Radiological Safety	0	0.00	0	0.00	0	0	0	2,514	2,514
41-0505-0600 UNO/UNMC Biomedical Research Program	0	0.00	61,858	0.00	4,214	0	66,072	18,400	84,472
41-0505-1500 POE - Biology Neuroscience	60,000	1.00	0	0.00	16,388	0	76,388	0	76,388
41-0506-0100 Black Studies	287,783	4.40	92,020	1.70	101,933	0	481,736	4,571	486,307
41-0507-0100 Chemistry	877,251	15.65	148,536	3.47	261,095	0	1,286,882	43,303	1,330,185
41-0508-0100 English	1,610,374	27.80	141,898	2.56	452,996	0	2,205,268	29,473	2,234,741
41-0508-0300 English - Writing Center	0	0.00	47,806	0.80	3,257	0	51,063	19,943	71,006
41-0510-0100 Foreign Languages	795,984	13.55	88,440	1.60	240,085	0	1,124,509	16,764	1,141,273
41-0511-0100 Geography	787,594	11.40	140,177	2.60	251,925	0	1,179,696	24,197	1,203,893
41-0511-0300 Geography Field Travel	0	0.00	0	0.00	0	0	0	5,297	5,297
41-0512-0100 History	940,348	14.90	87,252	1.67	271,615	0	1,299,215	19,544	1,318,759

COST OBJECT LISTING BY SUB PROGRAM  
2014-2015 GENERAL OPERATING BUDGET  
UNIVERSITY OF NEBRASKA AT OMAHA

**SUBPROGRAM #/NAME: 05 College of Arts and Sciences**

**UNO-State General Fund-791 State & University Generated/Unrestricted**

COST OBJECT	Dollar	FACULTY	NON FACULTY		EMPLOYEE BENEFITS	PERSONAL	TOTAL	TOTAL	TOTAL
		FTE	Dollar	FTE		SERVICE CREDITS	PERSONAL SERVICES	OPERATING EXPENSES	
41-0514-0100 Mathematics	1,582,775	21.33	239,520	6.39	448,160	0	2,270,455	38,982	2,309,437
41-0515-0100 Philosophy	438,789	6.40	69,835	1.10	138,182	0	646,806	5,666	652,472
41-0515-1000 Religion	317,958	5.40	62,111	1.10	103,069	0	483,138	5,667	488,805
41-0516-0100 Physics	544,757	7.90	152,410	3.05	187,266	0	884,433	16,647	901,080
41-0517-0100 Political Science	597,027	9.90	82,457	1.59	180,000	0	859,484	10,172	869,656
41-0518-0100 Psychology	1,344,568	18.40	184,043	4.20	392,665	0	1,921,276	29,980	1,951,256
41-0519-0100 Sociology	891,553	13.90	87,919	1.81	264,954	0	1,244,426	30,496	1,274,922
<b>TOTAL</b>	<b>12,952,651</b>	<b>202.89</b>	<b>3,833,553</b>	<b>80.34</b>	<b>4,125,327</b>	<b>0</b>	<b>20,911,531</b>	<b>1,638,687</b>	<b>22,550,218</b>

**UNO-State General Fund-791 Revolving/Designated**

COST OBJECT	Dollar	FACULTY	NON FACULTY		EMPLOYEE BENEFITS	PERSONAL	TOTAL	TOTAL	TOTAL
		FTE	Dollar	FTE		SERVICE CREDITS	PERSONAL SERVICES	OPERATING EXPENSES	
42-0502-0100 A&S - Technology Fee	0	0.00	106,947	1.52	38,185	0	145,132	475,555	620,687
42-0502-0500 A&S - Distance Education Fee	0	0.00	3,213	0.10	675	0	3,888	0	3,888
42-0505-0200 Biology Lab Fee	0	0.00	0	0.00	0	0	0	43,000	43,000
42-0507-0100 Chemistry Lab Fee	0	0.00	0	0.00	0	0	0	58,000	58,000
42-0508-0100 English Reading Lab Fee	0	0.00	0	0.00	0	0	0	425	425
42-0508-0400 Composition Computer Fee	0	0.00	0	0.00	0	0	0	4,600	4,600
42-0508-0500 English Dual Enrollment Program	0	0.00	3,644	0.11	1,033	0	4,677	36,250	40,927
42-0510-0100 Foreign Language Lab Fee	0	0.00	0	0.00	0	0	0	1,400	1,400
42-0511-0200 Geology Lab/Field Trip	0	0.00	0	0.00	0	0	0	5,500	5,500
42-0511-0300 Geography Lab/Field Trip	0	0.00	0	0.00	0	0	0	7,000	7,000
42-0514-0100 Mathematics Lab Fee	0	0.00	0	0.00	0	0	0	9,800	9,800
42-0516-0100 Physics - Special Materials	0	0.00	0	0.00	0	0	0	9,000	9,000
42-0516-0400 Planetarium	0	0.00	0	0.00	0	0	0	15,500	15,500
42-0516-0500 Science Store	0	0.00	0	0.00	0	0	0	5,000	5,000
42-0516-0600 Summer Camps	0	0.00	175,497	0.00	14,532	0	190,029	109,971	300,000
42-0518-0100 Psychology Lab Fees	0	0.00	0	0.00	0	0	0	11,000	11,000
<b>TOTAL</b>	<b>0</b>	<b>0.00</b>	<b>289,301</b>	<b>1.73</b>	<b>54,425</b>	<b>0</b>	<b>343,726</b>	<b>792,001</b>	<b>1,135,727</b>

**UNO-Federal Letter of Credit-796 Federal/Restricted**

COST OBJECT	Dollar	FACULTY	NON FACULTY		EMPLOYEE BENEFITS	PERSONAL	TOTAL	TOTAL	TOTAL
		FTE	Dollar	FTE		SERVICE CREDITS	PERSONAL SERVICES	OPERATING EXPENSES	
44-0518-1007204 NIH: Parenting Sibling & Infant Dev	0	0.00	0	0.00	0	0	0	0	0
44-0518-1007205 NIH: Parenting Sibling & Infant Dev	0	0.00	31,673	1.00	5,227	0	36,900	0	36,900
<b>TOTAL</b>	<b>0</b>	<b>0.00</b>	<b>31,673</b>	<b>1.00</b>	<b>5,227</b>	<b>0</b>	<b>36,900</b>	<b>0</b>	<b>36,900</b>

**UNO-Trust-Grant/Cont/Loan/End-798 Trust/Restricted**

COST OBJECT	Dollar	FACULTY	NON FACULTY		EMPLOYEE BENEFITS	PERSONAL	TOTAL	TOTAL	TOTAL
		FTE	Dollar	FTE		SERVICE CREDITS	PERSONAL SERVICES	OPERATING EXPENSES	
46-0502-0008100 IWF: Latinos	0	0.00	35,350	0.75	5,974	0	41,324	0	41,324
46-0502-2006100 UNF:Latin America-UNO Partnerships	0	0.00	24,515	0.75	4,144	0	28,659	0	28,659
47-0501-2001100 UNF:N&H Schwalb Center for Israel&Jewish	15,000	0.00	0	0.00	0	0	15,000	0	15,000
47-0512-2002203 UNF:Martin Prof of West American History	3,000	0.00	0	0.00	0	0	3,000	0	3,000
47-0512-2002204 UNF:Martin Prof of History	3,000	0.00	0	0.00	0	0	3,000	0	3,000
47-0516-2001100 Milo Bail Chair Of Physics	10,000	0.00	0	0.00	0	0	10,000	0	10,000
47-0517-2004100 UNF:Sen. Ben Nelson Leadership Institute	0	0.00	61,800	1.00	10,445	0	72,245	0	72,245
<b>TOTAL</b>	<b>31,000</b>	<b>0.00</b>	<b>121,665</b>	<b>2.50</b>	<b>20,563</b>	<b>0</b>	<b>173,228</b>	<b>0</b>	<b>173,228</b>

COST OBJECT LISTING BY SUB PROGRAM  
 2014-2015 GENERAL OPERATING BUDGET  
 UNIVERSITY OF NEBRASKA AT OMAHA

<b>SUB PROGRAM TOTAL</b>		<b>12,983,651</b>	<b>203</b>	<b>4,276,192</b>	<b>86</b>	<b>4,205,542</b>	<b>0</b>	<b>21,465,385</b>	<b>2,430,688</b>	<b>23,896,073</b>
<b>SUBPROGRAM #/NAME: 06 College of Business Administration</b>										
<b>UNO-State General Fund-791 State &amp; University Generated/Unrestricted</b>										
<b>COST OBJECT</b>	<b>Dollar</b>	<b>FACULTY FTE</b>	<b>NON FACULTY Dollar</b>	<b>FTE</b>	<b>EMPLOYEE BENEFITS</b>	<b>PERSONAL SERVICE CREDITS</b>	<b>TOTAL PERSONAL SERVICES</b>	<b>TOTAL OPERATING EXPENSES</b>	<b>TOTAL</b>	
41-0601-0100 Dean College of Business Administration	0	0.00	560,800	6.64	152,555	0	713,355	22,960	736,315	
41-0602-0100 Business Administration - General	5,288,405	50.38	1,205,408	21.81	1,646,370	0	8,140,183	174,084	8,314,267	
41-0602-0200 Business Administration - Travel	0	0.00	0	0.00	0	0	0	33,287	33,287	
41-0602-1400 Business Distance Education	0	0.00	122,569	2.60	33,480	0	156,049	430,138	586,187	
41-0606-0100 Nebraska Business Development Center	0	0.00	438,921	7.26	119,886	0	558,807	106,679	665,486	
41-0610-0300 POE - Supply Chain Management	78,740	0.72	0	0.00	21,507	0	100,247	0	100,247	
<b>TOTAL</b>	<b>5,367,145</b>	<b>51.10</b>	<b>2,327,698</b>	<b>38.31</b>	<b>1,973,798</b>	<b>0</b>	<b>9,668,641</b>	<b>767,148</b>	<b>10,435,789</b>	
<b>UNO-State General Fund-791 Revolving/Designated</b>										
<b>COST OBJECT</b>	<b>Dollar</b>	<b>FACULTY FTE</b>	<b>NON FACULTY Dollar</b>	<b>FTE</b>	<b>EMPLOYEE BENEFITS</b>	<b>PERSONAL SERVICE CREDITS</b>	<b>TOTAL PERSONAL SERVICES</b>	<b>TOTAL OPERATING EXPENSES</b>	<b>TOTAL</b>	
42-0602-0100 CBA - Technology Fee	0	0.00	15,667	0.20	3,908	0	19,575	182,120	201,695	
42-0602-0900 Business Administration Lab Fee	0	0.00	0	0.00	0	0	0	4,500	4,500	
42-0605-0100 Executive MBA Program	0	0.00	237,813	3.56	63,944	0	301,757	298,243	600,000	
42-0605-0200 Executive Education	69,824	0.00	0	0.00	11,808	0	81,632	108,368	190,000	
42-0606-0200 NBDC Training	55,378	0.00	494,391	9.00	157,390	0	707,159	0	707,159	
42-0607-0200 Accounting & Statistics Lab Fee	0	0.00	0	0.00	0	0	0	23,000	23,000	
42-0610-0400 Management Lab Fee	0	0.00	0	0.00	0	0	0	11,000	11,000	
<b>TOTAL</b>	<b>125,202</b>	<b>0.00</b>	<b>747,871</b>	<b>12.76</b>	<b>237,050</b>	<b>0</b>	<b>1,110,123</b>	<b>627,231</b>	<b>1,737,354</b>	
<b>UNO-Federal Advance-797 Federal/Restricted</b>										
<b>COST OBJECT</b>	<b>Dollar</b>	<b>FACULTY FTE</b>	<b>NON FACULTY Dollar</b>	<b>FTE</b>	<b>EMPLOYEE BENEFITS</b>	<b>PERSONAL SERVICE CREDITS</b>	<b>TOTAL PERSONAL SERVICES</b>	<b>TOTAL OPERATING EXPENSES</b>	<b>TOTAL</b>	
45-0606-1072100 SBA: FAST	0	0.00	81,377	1.44	13,427	0	94,804	0	94,804	
45-0606-1076100 EPA: Env Preferable Purchasing	93,508	1.00	0	0.00	15,429	0	108,937	0	108,937	
45-0606-1077201 EPA: P2 - NBDC	0	0.00	46,559	0.80	7,683	0	54,242	0	54,242	
45-0606-1078100 DoD: PTAC	0	0.00	340,839	6.50	56,238	0	397,077	0	397,077	
45-0606-1079100 SBDC: Coop Agreement	0	0.00	116,001	1.37	19,140	0	135,141	0	135,141	
<b>TOTAL</b>	<b>93,508</b>	<b>1.00</b>	<b>584,776</b>	<b>10.11</b>	<b>111,917</b>	<b>0</b>	<b>790,201</b>	<b>0</b>	<b>790,201</b>	
<b>UNO-Trust-Grant/Cont/Loan/End-798 Trust/Restricted</b>										
<b>COST OBJECT</b>	<b>Dollar</b>	<b>FACULTY FTE</b>	<b>NON FACULTY Dollar</b>	<b>FTE</b>	<b>EMPLOYEE BENEFITS</b>	<b>PERSONAL SERVICE CREDITS</b>	<b>TOTAL PERSONAL SERVICES</b>	<b>TOTAL OPERATING EXPENSES</b>	<b>TOTAL</b>	
47-0601-2002100 UNF:Carl Mammel UNO CBA Excellence Dea	10,000	0.00	0	0.00	1,690	0	11,690	0	11,690	
47-0602-2002100 UNF:Wy & Gt Lindley Fund	5,000	0.00	0	0.00	0	0	5,000	0	5,000	
47-0602-2003100 UNF:Noddle Distnd Prof Managment	10,000	0.00	0	0.00	0	0	10,000	0	10,000	
47-0602-2004100 UNF:CBA Distinguished Professorship	10,000	0.00	0	0.00	0	0	10,000	0	10,000	
47-0602-2005100 UNF:Dist Alumni Prof Of Accounting	2,500	0.00	0	0.00	0	0	2,500	0	2,500	
47-0602-2006100 UNF:Union Pacific Prof Of Acctg	5,000	0.00	0	0.00	0	0	5,000	0	5,000	
47-0602-2007100 Spencer Accounting Professorship	5,000	0.00	0	0.00	0	0	5,500	0	5,500	
47-0602-2011100 UNF: Cloud Prof of Investment Sciences	10,000	0.00	0	0.00	0	0	10,000	0	10,000	
47-0602-2041100 UNF:UNO CBA Honors Program Fund	0	0.00	60,000	1.00	10,140	0	70,140	0	70,140	
<b>TOTAL</b>	<b>58,000</b>	<b>0.00</b>	<b>60,000</b>	<b>1.00</b>	<b>11,830</b>	<b>0</b>	<b>129,830</b>	<b>0</b>	<b>129,830</b>	
<b>SUB PROGRAM TOTAL</b>	<b>5,643,855</b>	<b>52</b>	<b>3,720,345</b>	<b>62</b>	<b>2,334,595</b>	<b>0</b>	<b>11,698,795</b>	<b>1,394,379</b>	<b>13,093,174</b>	



COST OBJECT LISTING BY SUB PROGRAM  
2014-2015 GENERAL OPERATING BUDGET  
UNIVERSITY OF NEBRASKA AT OMAHA

**SUBPROGRAM #/NAME: 07 College of Communication, Fine Arts and Media**

**UNO-State General Fund-791 State & University Generated/Unrestricted**

COST OBJECT	Dollar	FACULTY	NON FACULTY		EMPLOYEE BENEFITS	PERSONAL	TOTAL	TOTAL	TOTAL
		FTE	Dollar	FTE		SERVICE CREDITS	PERSONAL SERVICES	OPERATING EXPENSES	
41-0701-0100 Dean CFAM	0	0.00	408,102	3.70	111,470	0	519,572	32,230	551,802
41-0702-0100 CFAM General	187,566	1.03	215,593	6.17	73,281	0	476,440	25,107	501,547
41-0702-1400 CFAM Distance Education	0	0.00	82,000	2.00	22,397	0	104,397	704,935	809,332
41-0705-0100 Art and Art History	753,176	12.00	78,049	1.35	224,129	0	1,055,354	15,748	1,071,102
41-0705-0200 Fine Arts Press	77,999	1.00	0	0.00	21,304	0	99,303	1,763	101,066
41-0705-0300 Art - Gallery	0	0.00	0	0.00	0	0	0	8,350	8,350
41-0705-0400 Art and Art History Equipment Replacemnt	0	0.00	0	0.00	0	0	0	15,000	15,000
41-0706-0100 Music	921,732	14.65	129,625	2.87	259,296	0	1,310,653	56,457	1,367,110
41-0706-0200 Band	0	0.00	0	0.00	0	0	0	10,254	10,254
41-0707-0100 Theatre	440,859	6.40	88,778	1.60	136,808	0	666,445	12,083	678,528
41-0707-0200 Theatre - Production	0	0.00	0	0.00	0	0	0	19,655	19,655
41-0708-0100 Writers Workshop	240,976	3.40	42,211	0.60	75,534	0	358,721	4,594	363,315
41-0708-0200 Writers Workshop - Student Activities	0	0.00	0	0.00	0	0	0	3,651	3,651
41-0708-1400 MFAW Distance Education	0	0.00	39,788	1.00	16,132	0	55,920	0	55,920
41-0720-0100 Communication	1,737,802	26.12	260,653	5.93	483,274	0	2,481,729	33,025	2,514,754
41-0720-0300 Forensics	0	0.00	1,765	0.11	120	0	1,885	17,547	19,432
41-0720-0400 Communication - Speech Center	40,758	1.00	12,777	0.33	12,003	0	65,538	15,343	80,881
41-0730-0100 Television	0	0.00	437,014	8.77	118,136	0	555,150	14,219	569,369
41-0731-0100 Radio	0	0.00	207,739	4.56	56,490	0	264,229	228	264,457
<b>TOTAL</b>	<b>4,400,868</b>	<b>65.60</b>	<b>2,004,094</b>	<b>38.99</b>	<b>1,610,374</b>	<b>0</b>	<b>8,015,336</b>	<b>990,189</b>	<b>9,005,525</b>

**UNO-State General Fund-791 Revolving/Designated**

COST OBJECT	Dollar	FACULTY	NON FACULTY		EMPLOYEE BENEFITS	PERSONAL	TOTAL	TOTAL	TOTAL
		FTE	Dollar	FTE		SERVICE CREDITS	PERSONAL SERVICES	OPERATING EXPENSES	
42-0702-0100 CFAM - Technology Fee	0	0.00	61,594	1.75	22,924	0	84,518	83,265	167,783
42-0702-0500 Cultural Enrichment Fee	0	0.00	13,570	0.38	6,512	0	20,082	145,918	166,000
42-0705-0100 Ceramic Program Revolving	0	0.00	0	0.00	0	0	0	3,600	3,600
42-0705-0200 Sculpture Lab Fees	0	0.00	0	0.00	0	0	0	8,000	8,000
42-0705-0300 Art Program Revolving	0	0.00	0	0.00	0	0	0	420	420
42-0705-0400 Printmaking Lab Fees	0	0.00	0	0.00	0	0	0	10,000	10,000
42-0705-0500 Art Slide Usage Fee	0	0.00	0	0.00	0	0	0	7,800	7,800
42-0705-0600 Book Lab Fees	0	0.00	0	0.00	0	0	0	5,000	5,000
42-0705-0700 Printmakers-In-Resident	0	0.00	0	0.00	0	0	0	2,000	2,000
42-0705-1100 Art Education Lab Fees	0	0.00	0	0.00	0	0	0	6,000	6,000
42-0705-1200 Foundation Course Lab Fees	0	0.00	0	0.00	0	0	0	4,600	4,600
42-0705-1300 Painting Studio Lab Fee	0	0.00	0	0.00	0	0	0	3,000	3,000
42-0705-1400 Life Drawing I & II Lab Fees	0	0.00	0	0.00	0	0	0	4,500	4,500
42-0705-1500 Independent Study & Thesis Lab Fees	0	0.00	0	0.00	0	0	0	2,200	2,200
42-0705-2500 Ford Conservation Center	0	0.00	84,850	1.00	28,583	0	113,433	2,500	115,933
42-0706-0100 Applied Music Fees	94,200	0.66	0	0.00	7,800	0	102,000	0	102,000
42-0706-0200 Music Other Lab Fees	0	0.00	5,206	0.32	431	0	5,637	16,863	22,500
42-0706-0400 UPFF Fund B Band	0	0.00	17,420	0.33	1,441	0	18,861	51,945	70,806
42-0706-0700 Music Activities	0	0.00	0	0.00	0	0	0	35,000	35,000
42-0707-0200 Theatre - Revolving	0	0.00	0	0.00	0	0	0	17,000	17,000
42-0707-0250 Theatre Fee	0	0.00	0	0.00	0	0	0	4,500	4,500
42-0707-0300 Film Test Pass Fee	0	0.00	0	0.00	0	0	0	3,700	3,700
42-0708-0100 Writing Lab Fees	0	0.00	0	0.00	0	0	0	5,000	5,000
42-0720-0200 Communication/Photo Lab	0	0.00	0	0.00	0	0	0	500	500
42-0720-0300 Radio Lab Fee	0	0.00	0	0.00	0	0	0	1,000	1,000
42-0720-0400 Television Lab Fee	0	0.00	0	0.00	0	0	0	2,000	2,000
			<b>393</b>						

COST OBJECT LISTING BY SUB PROGRAM  
2014-2015 GENERAL OPERATING BUDGET  
UNIVERSITY OF NEBRASKA AT OMAHA

**SUBPROGRAM #/NAME: 07 College of Communication, Fine Arts and Media**

**UNO-State General Fund-791 Revolving/Designated**

COST OBJECT	Dollar	FACULTY	NON FACULTY		EMPLOYEE BENEFITS	PERSONAL	TOTAL	TOTAL	TOTAL
		FTE	Dollar	FTE		SERVICE CREDITS	PERSONAL SERVICES	OPERATING EXPENSES	
42-0720-0500 Publication Design and Graphics Fee	0	0.00	0	0.00	0	0	0	1,400	1,400
42-0720-0700 Writing Lab (Broadcasting) Fee	0	0.00	0	0.00	0	0	0	1,000	1,000
42-0720-0800 Writing Lab (Journalism) Fee	0	0.00	0	0.00	0	0	0	9,700	9,700
42-0720-0850 Technical Communication Lab Fee	0	0.00	0	0.00	0	0	0	1,000	1,000
42-0720-1100 Speech Course Fees	0	0.00	0	0.00	0	0	0	1,440	1,440
42-0730-0200 Television Revolving	0	0.00	140,439	3.44	53,142	0	193,581	0	193,581
42-0730-0900 TV Production General	0	0.00	47,146	0.65	16,962	0	64,108	0	64,108
<b>TOTAL</b>	<b>94,200</b>	<b>0.66</b>	<b>370,225</b>	<b>7.87</b>	<b>137,795</b>	<b>0</b>	<b>602,220</b>	<b>440,851</b>	<b>1,043,071</b>

**UNO-Trust-Grant/Cont/Loan/End-798 Trust/Restricted**

COST OBJECT	Dollar	FACULTY	NON FACULTY		EMPLOYEE BENEFITS	PERSONAL	TOTAL	TOTAL	TOTAL
		FTE	Dollar	FTE		SERVICE CREDITS	PERSONAL SERVICES	OPERATING EXPENSES	
47-0731-2001202 KVNO Programming/Production	0	0.00	37,332	1.61	6,310	0	43,642	113,775	157,417
47-0731-2001220 KVNO Personnel	0	0.00	359,506	10.24	50,682	0	410,188	0	410,188
<b>TOTAL</b>	<b>0</b>	<b>0.00</b>	<b>396,838</b>	<b>11.85</b>	<b>56,992</b>	<b>0</b>	<b>453,830</b>	<b>113,775</b>	<b>567,605</b>

**SUB PROGRAM TOTAL 4,495,068 66 2,771,157 59 1,805,161 0 9,071,386 1,544,815 10,616,201**

**SUBPROGRAM #/NAME: 08 College of Information Science and Technology**

**UNO-State General Fund-791 State & University Generated/Unrestricted**

COST OBJECT	Dollar	FACULTY	NON FACULTY		EMPLOYEE BENEFITS	PERSONAL	TOTAL	TOTAL	TOTAL
		FTE	Dollar	FTE		SERVICE CREDITS	PERSONAL SERVICES	OPERATING EXPENSES	
41-0801-0100 Information Science & Technology Dean	0	0.00	476,881	3.75	130,255	0	607,136	29,542	636,678
41-0802-0100 Information Science & Technology General	945	0.00	544,058	10.54	120,797	0	665,800	41,486	707,286
41-0802-0200 College of IS&T Maintenance	0	0.00	0	0.00	0	0	0	62,272	62,272
41-0802-1400 IS&T Distance Education	0	0.00	0	0.00	0	0	0	215,100	215,100
41-0806-0100 Computer Science	1,871,983	19.73	218,736	4.96	517,317	0	2,608,036	51,138	2,659,174
41-0807-0100 ISQA	1,699,584	14.90	182,731	2.99	475,175	0	2,357,490	49,713	2,407,203
41-0811-0100 School of Interdisciplinary Informatics	925,993	8.66	111,212	1.60	268,142	0	1,305,347	0	1,305,347
41-0811-0200 POE - Biomedical Informatics	95,000	1.00	0	0.00	25,948	0	120,948	5,350	126,298
<b>TOTAL</b>	<b>4,593,505</b>	<b>44.29</b>	<b>1,533,618</b>	<b>23.84</b>	<b>1,537,634</b>	<b>0</b>	<b>7,664,757</b>	<b>454,601</b>	<b>8,119,358</b>

**UNO-State General Fund-791 Revolving/Designated**

COST OBJECT	Dollar	FACULTY	NON FACULTY		EMPLOYEE BENEFITS	PERSONAL	TOTAL	TOTAL	TOTAL
		FTE	Dollar	FTE		SERVICE CREDITS	PERSONAL SERVICES	OPERATING EXPENSES	
42-0802-0100 IS&T - Technology Fee	0	0.00	21,821	1.33	1,806	0	23,627	60,864	84,491
42-0802-0800 IS&T - Applied IT Projects	10,000	0.00	0	0.00	2,045	0	12,045	0	12,045
<b>TOTAL</b>	<b>10,000</b>	<b>0.00</b>	<b>21,821</b>	<b>1.33</b>	<b>3,851</b>	<b>0</b>	<b>35,672</b>	<b>60,864</b>	<b>96,536</b>

**UNO-Federal Advance-797 Federal/Restricted**

COST OBJECT	Dollar	FACULTY	NON FACULTY		EMPLOYEE BENEFITS	PERSONAL	TOTAL	TOTAL	TOTAL
		FTE	Dollar	FTE		SERVICE CREDITS	PERSONAL SERVICES	OPERATING EXPENSES	
45-0802-1007100 DOD: High Assurance Software	29,779	0.25	0	0.00	4,913	0	34,692	0	34,692
45-0802-1010100 DoD: Cybersecurity	104,935	0.80	50,485	1.00	25,643	0	181,063	0	181,063
<b>TOTAL</b>	<b>134,714</b>	<b>1.05</b>	<b>50,485</b>	<b>1.00</b>	<b>30,556</b>	<b>0</b>	<b>215,755</b>	<b>0</b>	<b>215,755</b>

COST OBJECT LISTING BY SUB PROGRAM  
2014-2015 GENERAL OPERATING BUDGET  
UNIVERSITY OF NEBRASKA AT OMAHA

**SUBPROGRAM #/NAME: 08 College of Information Science and Technology**

**UNO-Trust-Grant/Cont/Loan/End-798 Trust/Restricted**

COST OBJECT	Dollar	FACULTY	NON FACULTY		EMPLOYEE BENEFITS	PERSONAL SERVICE CREDITS	TOTAL PERSONAL SERVICES	TOTAL OPERATING EXPENSES	TOTAL
		FTE	Dollar	FTE					
46-0806-1062100 UNMC: INBRE (Bio) (Pending)	19,800	0.24	48,000	1.00	11,459	0	79,259	0	79,259
46-0806-1066100 UNMC: INBRE (Bio)	0	0.00	46,350	1.00	7,833	0	54,183	0	54,183
46-0806-1067100 UNMC: CHAIN	0	0.00	57,320	1.00	9,687	0	67,007	0	67,007
46-0807-1024100 UNMC: Weight Loss	0	0.00	41,200	1.00	6,962	0	48,162	0	48,162
46-0811-1003100 MAPA: On-line Information System	0	0.00	41,529	1.00	7,020	0	48,549	0	48,549
46-0811-1004100 UNMC: NPHL StatPack	0	0.00	56,865	1.00	9,611	0	66,476	0	66,476
46-0811-1007201 NSRI: Nat'l Leadership	52,288	1.00	0	0.00	8,837	0	61,125	0	61,125
47-0802-2004100 UNF:Lee & Willa Seemann Dist Dean Is&T	0	0.00	45,320	0.25	7,659	0	52,979	0	52,979
47-0802-2005100 UNF:Mutual Of Omaha Dist Chair Ist&E	32,000	0.00	0	0.00	0	0	32,000	0	32,000
<b>TOTAL</b>	<b>104,088</b>	<b>1.24</b>	<b>336,584</b>	<b>6.25</b>	<b>69,068</b>	<b>0</b>	<b>509,740</b>	<b>0</b>	<b>509,740</b>
<b>SUB PROGRAM TOTAL</b>	<b>4,842,307</b>	<b>47</b>	<b>1,942,508</b>	<b>32</b>	<b>1,641,109</b>	<b>0</b>	<b>8,425,924</b>	<b>515,465</b>	<b>8,941,389</b>

**SUBPROGRAM #/NAME: 10 College of Education**

**UNO-State General Fund-791 State & University Generated/Unrestricted**

COST OBJECT	Dollar	FACULTY	NON FACULTY		EMPLOYEE BENEFITS	PERSONAL SERVICE CREDITS	TOTAL PERSONAL SERVICES	TOTAL OPERATING EXPENSES	TOTAL
		FTE	Dollar	FTE					
41-1001-0100 Dean College of Education	0	0.00	448,432	6.15	118,619	0	567,051	46,132	613,183
41-1002-0100 Education General	244,389	4.19	1,350,817	33.63	329,378	0	1,924,584	122,124	2,046,708
41-1002-0200 Education General - Faculty Travel	0	0.00	0	0.00	0	0	0	23,305	23,305
41-1002-0300 Education General - Supervision Travel	0	0.00	0	0.00	0	0	0	8,323	8,323
41-1002-0400 Instructional Material Center	0	0.00	5,802	0.35	395	0	6,197	11,622	17,819
41-1002-0500 Supervision of Student Teachers	0	0.00	0	0.00	0	0	0	41,797	41,797
41-1002-1400 Education Distance Education	0	0.00	0	0.00	0	0	0	126,201	126,201
41-1006-0100 Educational Leadership	434,195	6.00	68,809	1.01	134,518	0	637,522	16,870	654,392
41-1008-0100 Teacher Education	1,914,392	29.65	70,108	1.07	501,179	0	2,485,679	32,949	2,518,628
41-1008-0200 Masters in Literacy	193,696	0.75	0	0.00	40,230	0	233,926	215,598	449,524
41-1008-1500 POE - Early Childhood Development	82,207	1.00	0	0.00	22,377	0	104,584	0	104,584
41-1009-0100 Counseling	354,237	5.40	60,383	0.86	104,333	0	518,953	12,856	531,809
41-1010-0100 Health Physical Educ and Recreation	1,507,690	23.92	155,906	3.64	418,077	0	2,081,673	43,824	2,125,497
41-1010-0200 HPER - Moving Company	0	0.00	0	0.00	0	0	0	5,453	5,453
41-1010-1500 POE - HPER Exercise Science	0	0.00	67,431	1.00	0	0	67,431	10,500	77,931
41-1013-0100 Special Education Communicational Disorders	765,424	13.05	119,141	1.78	248,132	0	1,132,697	20,014	1,152,711
<b>TOTAL</b>	<b>5,496,230</b>	<b>83.96</b>	<b>2,346,829</b>	<b>49.49</b>	<b>1,917,238</b>	<b>0</b>	<b>9,760,297</b>	<b>737,568</b>	<b>10,497,865</b>

**UNO-State General Fund-791 Revolving/Designated**

COST OBJECT	Dollar	FACULTY	NON FACULTY		EMPLOYEE BENEFITS	PERSONAL SERVICE CREDITS	TOTAL PERSONAL SERVICES	TOTAL OPERATING EXPENSES	TOTAL
		FTE	Dollar	FTE					
42-1002-0100 Education - Technology Fee	0	0.00	43,286	1.00	11,823	0	55,109	153,659	208,768
42-1002-0400 Metro Omaha Ed Consortium	0	0.00	0	0.00	0	0	0	180,000	180,000
42-1008-0400 Mentoring/Induction Program	0	0.00	694,079	37.00	20,125	0	714,204	385,796	1,100,000
42-1009-0200 Counseling Appraisals Fee	0	0.00	0	0.00	0	0	0	7,600	7,600
42-1010-0300 Scuba Equipment Fee	0	0.00	0	0.00	0	0	0	5,000	5,000
42-1010-0400 Backpacking Trip Fee	0	0.00	0	0.00	0	0	0	5,000	5,000
42-1010-0500 First Aid Lab Fee	0	0.00	0	0.00	0	0	0	12,500	12,500
42-1010-0600 HPER Fitness Center	0	0.00	4,120	0.25	273	0	4,393	1,907	6,300
42-1010-0900 Athletic Injuries/Training Lab Fees	0	0.00	0	0.00	0	0	0	2,000	2,000
42-1010-1200 Adv Lifesaving/Lifeguard Training Fee	0	0.00	0	0.00	0	0	0	200	200
42-1010-1300 Outdoor Adventure Activity Fee	0	0.00	395	0.00	0	0	0	6,400	6,400

COST OBJECT LISTING BY SUB PROGRAM  
2014-2015 GENERAL OPERATING BUDGET  
UNIVERSITY OF NEBRASKA AT OMAHA

**SUBPROGRAM #/NAME: 10 College of Education**

**UNO-State General Fund-791 Revolving/Designated**

COST OBJECT	Dollar	FACULTY	NON FACULTY		EMPLOYEE BENEFITS	PERSONAL SERVICE CREDITS	TOTAL PERSONAL SERVICES	TOTAL OPERATING EXPENSES	TOTAL
		FTE	Dollar	FTE					
42-1013-0200 Special Education Clinic	0	0.00	0	0.00	0	0	0	11,000	11,000
<b>TOTAL</b>	<b>0</b>	<b>0.00</b>	<b>741,485</b>	<b>38.25</b>	<b>32,221</b>	<b>0</b>	<b>773,706</b>	<b>771,062</b>	<b>1,544,768</b>

**UNO-Trust-Grant/Cont/Loan/End-798 Trust/Restricted**

COST OBJECT	Dollar	FACULTY	NON FACULTY		EMPLOYEE BENEFITS	PERSONAL SERVICE CREDITS	TOTAL PERSONAL SERVICES	TOTAL OPERATING EXPENSES	TOTAL
		FTE	Dollar	FTE					
46-1001-0008100 OPS: Para-to-Teacher	0	0.00	26,394	0.50	4,460	0	30,854	0	30,854
46-1010-1057100 OVAMC: Gait-Kaipust	0	0.00	21,245	0.50	3,590	0	24,835	0	24,835
46-1010-1062100 OVAMC: Gait - Myers	11,533	0.00	0	0.00	1,950	0	13,483	0	13,483
46-1010-1063100 OVAMC: Gait-Fletcher	0	0.00	43,867	1.00	7,414	0	51,281	0	51,281
46-1010-1064100 UNMC: Mitochondrial Dysfunction	0	0.00	84,502	2.00	14,279	0	98,781	0	98,781
47-1001-2002100 UNF:Lois Roskens College of Ed Deanship	0	0.00	15,000	0.00	2,535	0	17,535	0	17,535
47-1002-2001100 UNF:Lois G Roskens Prof Education	10,000	0.00	0	0.00	0	0	10,000	0	10,000
<b>TOTAL</b>	<b>21,533</b>	<b>0.00</b>	<b>191,008</b>	<b>4.00</b>	<b>34,228</b>	<b>0</b>	<b>246,769</b>	<b>0</b>	<b>246,769</b>

**UNO-Auxiliary-799 Auxiliaries & Services/Restricted**

COST OBJECT	Dollar	FACULTY	NON FACULTY		EMPLOYEE BENEFITS	PERSONAL SERVICE CREDITS	TOTAL PERSONAL SERVICES	TOTAL OPERATING EXPENSES	TOTAL
		FTE	Dollar	FTE					
43-1050-0100 Ed Tech Center Fines	0	0.00	0	0.00	0	0	0	40,000	40,000
<b>TOTAL</b>	<b>0</b>	<b>0.00</b>	<b>0</b>	<b>0.00</b>	<b>0</b>	<b>0</b>	<b>0</b>	<b>40,000</b>	<b>40,000</b>
<b>SUB PROGRAM TOTAL</b>	<b>5,517,763</b>	<b>84</b>	<b>3,279,322</b>	<b>92</b>	<b>1,983,687</b>	<b>0</b>	<b>10,780,772</b>	<b>1,548,630</b>	<b>12,329,402</b>

**SUBPROGRAM #/NAME: 12 Graduate Studies**

**UNO-State General Fund-791 State & University Generated/Unrestricted**

COST OBJECT	Dollar	FACULTY	NON FACULTY		EMPLOYEE BENEFITS	PERSONAL SERVICE CREDITS	TOTAL PERSONAL SERVICES	TOTAL OPERATING EXPENSES	TOTAL
		FTE	Dollar	FTE					
41-1201-0100 Dean Graduate College	0	0.00	331,836	5.20	90,407	0	422,243	20,175	442,418
41-1205-0100 Office of Research & Creative Activity	0	0.00	250,449	4.29	67,660	0	318,109	94,092	412,201
41-1205-0150 ORCA - Administration	0	0.00	0	0.00	0	0	0	0	0
41-1205-0200 Office of Research & Creative Activity	0	0.00	0	0.00	0	0	0	0	0
41-1206-0100 Graduate Education Improvement	0	0.00	243,761	1.33	16,605	0	260,366	38,369	298,735
<b>TOTAL</b>	<b>0</b>	<b>0.00</b>	<b>826,046</b>	<b>10.82</b>	<b>174,672</b>	<b>0</b>	<b>1,000,718</b>	<b>152,636</b>	<b>1,153,354</b>

**UNO-State General Fund-791 Revolving/Designated**

COST OBJECT	Dollar	FACULTY	NON FACULTY		EMPLOYEE BENEFITS	PERSONAL SERVICE CREDITS	TOTAL PERSONAL SERVICES	TOTAL OPERATING EXPENSES	TOTAL
		FTE	Dollar	FTE					
42-1202-0500 Graduate Student Services SASF	0	0.00	152,696	3.32	27,317	0	180,013	103,009	283,022
42-1202-0600 Graduate New Student Fee	0	0.00	0	0.00	0	0	0	0	0
42-1207-0100 Student Research Fund	0	0.00	19,537	0.48	6,858	0	26,395	523,605	550,000
<b>TOTAL</b>	<b>0</b>	<b>0.00</b>	<b>172,233</b>	<b>3.80</b>	<b>34,175</b>	<b>0</b>	<b>206,408</b>	<b>626,614</b>	<b>833,022</b>
<b>SUB PROGRAM TOTAL</b>	<b>0</b>	<b>0</b>	<b>998,279</b>	<b>15</b>	<b>208,847</b>	<b>0</b>	<b>1,207,126</b>	<b>779,250</b>	<b>1,986,376</b>

**SUBPROGRAM #/NAME: 16 Criss Library**

COST OBJECT LISTING BY SUB PROGRAM  
2014-2015 GENERAL OPERATING BUDGET  
UNIVERSITY OF NEBRASKA AT OMAHA

**SUBPROGRAM #/NAME: 16 Criss Library**

**UNO-State General Fund-791 State & University Generated/Unrestricted**

COST OBJECT	Dollar	FACULTY	NON FACULTY		EMPLOYEE BENEFITS	PERSONAL SERVICE CREDITS	TOTAL PERSONAL SERVICES	TOTAL OPERATING EXPENSES	TOTAL
		FTE	Dollar	FTE					
41-1601-0100 Criss Library General	796,599	12.00	1,709,207	44.96	610,345	0	3,116,151	214,081	3,330,232
41-1602-0100 Library Books & Serials	0	0.00	0	0.00	0	0	0	1,333,400	1,333,400
41-1604-0100 Library Binding	0	0.00	0	0.00	0	0	0	15,172	15,172
<b>TOTAL</b>	<b>796,599</b>	<b>12.00</b>	<b>1,709,207</b>	<b>44.96</b>	<b>610,345</b>	<b>0</b>	<b>3,116,151</b>	<b>1,562,653</b>	<b>4,678,804</b>

**UNO-State General Fund-791 Revolving/Designated**

COST OBJECT	Dollar	FACULTY	NON FACULTY		EMPLOYEE BENEFITS	PERSONAL SERVICE CREDITS	TOTAL PERSONAL SERVICES	TOTAL OPERATING EXPENSES	TOTAL
		FTE	Dollar	FTE					
42-1601-0200 Library Fines and Lost Books	0	0.00	0	0.00	0	0	0	27,000	27,000
42-1601-0400 Resource Sharing	0	0.00	0	0.00	0	0	0	35,000	35,000
42-1601-0500 Thesis Binding	0	0.00	0	0.00	0	0	0	500	500
42-1601-0600 Library - Technology Fee	0	0.00	0	0.00	0	0	0	152,000	152,000
42-1601-0700 Library Fee	0	0.00	53,853	1.50	24,747	0	78,600	1,399,700	1,478,300
42-1601-0800 Library Copy & Print Services	0	0.00	0	0.00	0	0	0	50,000	50,000
42-1601-0900 Library Dual Enrollment	0	0.00	0	0.00	0	0	0	14,000	14,000
<b>TOTAL</b>	<b>0</b>	<b>0.00</b>	<b>53,853</b>	<b>1.50</b>	<b>24,747</b>	<b>0</b>	<b>78,600</b>	<b>1,678,200</b>	<b>1,756,800</b>

**SUB PROGRAM TOTAL**

<b>796,599</b>	<b>12</b>	<b>1,763,060</b>	<b>46</b>	<b>635,092</b>	<b>0</b>	<b>3,194,751</b>	<b>3,240,853</b>	<b>6,435,604</b>
----------------	-----------	------------------	-----------	----------------	----------	------------------	------------------	------------------

**SUBPROGRAM #/NAME: 21 Summer Sessions**

**UNO-State General Fund-791 State & University Generated/Unrestricted**

COST OBJECT	Dollar	FACULTY	NON FACULTY		EMPLOYEE BENEFITS	PERSONAL SERVICE CREDITS	TOTAL PERSONAL SERVICES	TOTAL OPERATING EXPENSES	TOTAL
		FTE	Dollar	FTE					
41-2101-0100 Summer Instruction	2,152,567	27.75	0	0.00	146,633	0	2,299,200	0	2,299,200
<b>TOTAL</b>	<b>2,152,567</b>	<b>27.75</b>	<b>0</b>	<b>0.00</b>	<b>146,633</b>	<b>0</b>	<b>2,299,200</b>	<b>0</b>	<b>2,299,200</b>

**SUB PROGRAM TOTAL**

<b>2,152,567</b>	<b>28</b>	<b>0</b>	<b>0</b>	<b>146,633</b>	<b>0</b>	<b>2,299,200</b>	<b>0</b>	<b>2,299,200</b>
------------------	-----------	----------	----------	----------------	----------	------------------	----------	------------------

**SUBPROGRAM #/NAME: 22 Other Instruction and Research**

**UNO-State General Fund-791 State & University Generated/Unrestricted**

COST OBJECT	Dollar	FACULTY	NON FACULTY		EMPLOYEE BENEFITS	PERSONAL SERVICE CREDITS	TOTAL PERSONAL SERVICES	TOTAL OPERATING EXPENSES	TOTAL
		FTE	Dollar	FTE					
41-2201-0100 Part Time and Temporary Instruction	576,874	16.85	0	0.00	39,297	0	616,171	1,268,651	1,884,822
41-2201-0300 Academic Excellence Fund	1,283,174	0.00	0	0.00	0	0	1,283,174	0	1,283,174
41-2201-0600 Chairs	35,000	0.00	0	0.00	9,559	0	44,559	0	44,559
41-2201-0800 Special Faculty Development	0	0.00	0	0.00	0	0	0	120,000	120,000
41-2201-1400 Multi-Model Education	0	0.00	0	0.00	0	0	0	3,326,070	3,326,070
41-2201-2000 Chancellor Program Support	248,502	0.85	0	0.00	27,237	0	275,739	0	275,739
41-2201-2100 Strategic Planning Initiatives	343,220	7.20	0	0.00	25,254	0	368,474	48,120	416,594
41-2201-8100 OASA Center for Collaborative Science	0	0.00	0	0.00	0	0	0	0	0
41-2202-0100 Community Engagement Center	0	0.00	193,778	3.00	52,928	0	246,706	0	246,706
41-2209-0100 Honors Program	0	0.00	149,450	2.00	49,722	0	199,172	27,744	226,916
41-2210-0100 Univ Comm for the Advncmnt of Teaching	0	0.00	0	0.00	0	0	0	20,000	20,000
41-2210-0200 Center for Faculty Development	0	0.00	77,969	1.82	18,677	0	96,646	14,841	111,487
41-2210-0400 Service Learning Academy & Amer Humanics	0	0.00	190,565	3.00	52,051	0	242,616	6,500	249,116
41-2210-0425 Service Days	0	0.00	79,309	1.00	21,663	0	100,972	0	100,972
41-2211-0100 Univ Comm on Research & Creative Act	0	0.00	11,542	0.35	3,153	0	14,695	1,363	16,058

COST OBJECT LISTING BY SUB PROGRAM  
 2014-2015 GENERAL OPERATING BUDGET  
 UNIVERSITY OF NEBRASKA AT OMAHA

**SUBPROGRAM #/NAME: 22 Other Instruction and Research**

**UNO-State General Fund-791 State & University Generated/Unrestricted**

COST OBJECT	Dollar	FACULTY	NON FACULTY		EMPLOYEE BENEFITS	PERSONAL SERVICE CREDITS	TOTAL PERSONAL SERVICES	TOTAL OPERATING EXPENSES	TOTAL
		FTE	Dollar	FTE					
41-2212-0100 Air Science	0	0.00	37,144	1.14	9,675	0	46,819	5,693	52,512
41-2290-0100 Unemployment Compensation	0	0.00	0	0.00	22,810	0	22,810	0	22,810
41-2290-0200 Workers' Compensation	0	0.00	0	0.00	317,568	0	317,568	0	317,568
41-2290-0300 Unemployment Compensation	0	0.00	0	0.00	2,995	0	2,995	0	2,995
41-2290-0400 Workers' Compensation	0	0.00	0	0.00	41,699	0	41,699	0	41,699
<b>TOTAL</b>	<b>2,486,770</b>	<b>24.90</b>	<b>739,757</b>	<b>12.31</b>	<b>694,288</b>	<b>0</b>	<b>3,920,815</b>	<b>4,838,982</b>	<b>8,759,797</b>

**UNO-State General Fund-791 Revolving/Designated**

COST OBJECT	Dollar	FACULTY	NON FACULTY		EMPLOYEE BENEFITS	PERSONAL SERVICE CREDITS	TOTAL PERSONAL SERVICES	TOTAL OPERATING EXPENSES	TOTAL
		FTE	Dollar	FTE					
42-2201-0100 IS Technology Fee	0	0.00	897,393	24.99	198,838	0	1,096,231	755,972	1,852,203
42-2201-0500 Dual Enrollment Program	0	0.00	161,371	3.65	46,944	0	208,315	836,758	1,045,073
42-2201-0700 V/C ASA - Technology Fee	0	0.00	0	0.00	0	0	0	310,500	310,500
42-2202-0100 CEC Usage - Revolving	0	0.00	0	0.00	0	0	0	111,000	111,000
<b>TOTAL</b>	<b>0</b>	<b>0.00</b>	<b>1,058,764</b>	<b>28.64</b>	<b>245,782</b>	<b>0</b>	<b>1,304,546</b>	<b>2,014,230</b>	<b>3,318,776</b>

**UNO-State General Fund-791 Cash & Student Contracts/Designated**

COST OBJECT	Dollar	FACULTY	NON FACULTY		EMPLOYEE BENEFITS	PERSONAL SERVICE CREDITS	TOTAL PERSONAL SERVICES	TOTAL OPERATING EXPENSES	TOTAL
		FTE	Dollar	FTE					
41-2201-1200 Facilities & Administrative Cost	0	0.00	0	0.00	0	0	0	2,093,280	2,093,280
<b>TOTAL</b>	<b>0</b>	<b>0.00</b>	<b>0</b>	<b>0.00</b>	<b>0</b>	<b>0</b>	<b>0</b>	<b>2,093,280</b>	<b>2,093,280</b>

**UNO-Trust-Grant/Cont/Loan/End-798 Trust/Restricted**

COST OBJECT	Dollar	FACULTY	NON FACULTY		EMPLOYEE BENEFITS	PERSONAL SERVICE CREDITS	TOTAL PERSONAL SERVICES	TOTAL OPERATING EXPENSES	TOTAL
		FTE	Dollar	FTE					
46-2202-0001100 City of Omaha: ReEnergize	0	0.00	37,877	1.00	6,401	0	44,278	0	44,278
46-2202-0002100 BBF: Attendance	0	0.00	205,872	3.00	34,792	0	240,664	0	240,664
46-2210-0018100 PKF: Summer Works	0	0.00	40,171	1.00	6,788	0	46,959	0	46,959
46-2210-0019100 BBF: P-16 Initiative	0	0.00	236,719	4.00	40,005	0	276,724	0	276,724
47-2210-2001100 UNF:Community Practice Teaching Fund	0	0.00	11,703	0.19	1,978	0	13,681	0	13,681
47-2210-2001201 Community Practice Coordinator Stipend	0	0.00	20,438	0.50	3,454	0	23,892	0	23,892
47-2210-2017100 UNF:Director Service Learning Support	0	0.00	0	0.00	0	0	0	0	0
<b>TOTAL</b>	<b>0</b>	<b>0.00</b>	<b>552,780</b>	<b>9.69</b>	<b>93,418</b>	<b>0</b>	<b>646,198</b>	<b>0</b>	<b>646,198</b>

**SUB PROGRAM TOTAL**

<b>2,486,770</b>	<b>25</b>	<b>2,351,301</b>	<b>51</b>	<b>1,033,488</b>	<b>0</b>	<b>5,871,559</b>	<b>8,946,492</b>	<b>14,818,051</b>
------------------	-----------	------------------	-----------	------------------	----------	------------------	------------------	-------------------

**SUBPROGRAM #/NAME: 23 Student Aid**

**UNO-State General Fund-791 State & University Generated/Unrestricted**

COST OBJECT	Dollar	FACULTY	NON FACULTY		EMPLOYEE BENEFITS	PERSONAL SERVICE CREDITS	TOTAL PERSONAL SERVICES	TOTAL OPERATING EXPENSES	TOTAL
		FTE	Dollar	FTE					
41-2315-0100 Need Based Scholarships UTAG	0	0.00	0	0.00	0	0	0	394,208	394,208
41-2315-0200 Need Based Aid - UAG	0	0.00	0	0.00	0	0	0	1,302,660	1,302,660
41-2315-0300 Need Based Aid - College Bound NE	0	0.00	0	0.00	0	0	0	1,218,634	1,218,634
<b>TOTAL</b>	<b>0</b>	<b>0.00</b>	<b>0</b>	<b>0.00</b>	<b>0</b>	<b>0</b>	<b>0</b>	<b>2,915,502</b>	<b>2,915,502</b>

**SUB PROGRAM TOTAL**

<b>0</b>	<b>0</b>	<b>0</b>	<b>0</b>	<b>0</b>	<b>0</b>	<b>0</b>	<b>0</b>	<b>2,915,502</b>	<b>2,915,502</b>
----------	----------	----------	----------	----------	----------	----------	----------	------------------	------------------

**SUBPROGRAM #/NAME: 24 International Programs**

COST OBJECT LISTING BY SUB PROGRAM  
2014-2015 GENERAL OPERATING BUDGET  
UNIVERSITY OF NEBRASKA AT OMAHA

**SUBPROGRAM #/NAME: 24 International Programs**

**UNO-State General Fund-791 State & University Generated/Unrestricted**

COST OBJECT	Dollar	FACULTY	NON FACULTY		EMPLOYEE BENEFITS	PERSONAL SERVICE CREDITS	TOTAL PERSONAL SERVICES	TOTAL OPERATING EXPENSES	TOTAL
		FTE	Dollar	FTE					
41-2401-0100 International Studies and Programs	14,216	0.28	173,495	1.99	50,782	0	238,493	1,287	239,780
41-2402-0100 Center for Afghanistan Studies	0	0.00	143,144	1.85	37,642	0	180,786	2,869	183,655
41-2402-0200 International Advising	0	0.00	66,645	1.65	17,809	0	84,454	8,431	92,885
41-2402-0300 International Admissions	0	0.00	96,456	2.10	26,098	0	122,554	0	122,554
41-2402-0400 Study Abroad	0	0.00	35,369	0.81	9,660	0	45,029	0	45,029
<b>TOTAL</b>	<b>14,216</b>	<b>0.28</b>	<b>515,109</b>	<b>8.40</b>	<b>141,991</b>	<b>0</b>	<b>671,316</b>	<b>12,587</b>	<b>683,903</b>

**UNO-State General Fund-791 Revolving/Designated**

COST OBJECT	Dollar	FACULTY	NON FACULTY		EMPLOYEE BENEFITS	PERSONAL SERVICE CREDITS	TOTAL PERSONAL SERVICES	TOTAL OPERATING EXPENSES	TOTAL
		FTE	Dollar	FTE					
42-2402-0100 IS&P - Technology Fee	0	0.00	0	0.00	0	0	0	37,603	37,603
42-2402-0150 International Student Fee	0	0.00	46,270	1.06	21,730	0	68,000	0	68,000
42-2402-0175 New Student Fee - International	0	0.00	0	0.00	0	0	0	34,088	34,088
42-2402-0200 IS&P Study Abroad	0	0.00	0	0.00	0	0	0	30,000	30,000
42-2402-0300 CAS Education and Outreach	0	0.00	44,000	1.00	21,558	0	65,558	0	65,558
42-2405-0100 Intensive Language Program (ILUNO)	0	0.00	683,626	15.03	233,053	0	916,679	733,321	1,650,000
42-2406-0100 International Professional Development	3,075	0.00	121,169	3.43	32,443	0	156,687	253,313	410,000
42-2407-0114 Bethsaida Project - 2014 Dig	0	0.00	33,099	1.00	19,567	0	52,666	147,334	200,000
<b>TOTAL</b>	<b>3,075</b>	<b>0.00</b>	<b>928,164</b>	<b>21.52</b>	<b>328,351</b>	<b>0</b>	<b>1,259,590</b>	<b>1,235,659</b>	<b>2,495,249</b>

**SUB PROGRAM TOTAL**

<b>17,291</b>	<b>0</b>	<b>1,443,273</b>	<b>30</b>	<b>470,342</b>	<b>0</b>	<b>1,930,906</b>	<b>1,248,246</b>	<b>3,179,152</b>
---------------	----------	------------------	-----------	----------------	----------	------------------	------------------	------------------

**SUBPROGRAM #/NAME: 26 Continuing Studies**

**UNO-State General Fund-791 State & University Generated/Unrestricted**

COST OBJECT	Dollar	FACULTY	NON FACULTY		EMPLOYEE BENEFITS	PERSONAL SERVICE CREDITS	TOTAL PERSONAL SERVICES	TOTAL OPERATING EXPENSES	TOTAL
		FTE	Dollar	FTE					
41-2601-0100 Division of Continuing Studies	0	0.00	0	0.00	0	0	0	39,876	39,876
41-2601-1400 Continuing Studies Distance Education	0	0.00	18,508	0.55	5,056	0	23,564	679,603	703,167
41-2602-0300 Continuing Education - Degree Prgm/BGS	0	0.00	510,723	11.43	133,598	0	644,321	25,422	669,743
41-2606-0100 Offutt Programs	342,055	6.73	100,347	2.74	45,439	0	487,841	15,856	503,697
41-2607-0100 Kiewit Center	0	0.00	0	0.00	0	0	0	17,561	17,561
<b>TOTAL</b>	<b>342,055</b>	<b>6.73</b>	<b>629,578</b>	<b>14.72</b>	<b>184,093</b>	<b>0</b>	<b>1,155,726</b>	<b>778,318</b>	<b>1,934,044</b>

**UNO-State General Fund-791 Revolving/Designated**

COST OBJECT	Dollar	FACULTY	NON FACULTY		EMPLOYEE BENEFITS	PERSONAL SERVICE CREDITS	TOTAL PERSONAL SERVICES	TOTAL OPERATING EXPENSES	TOTAL
		FTE	Dollar	FTE					
42-2601-0400 DCS - Distance Education Fee	0	0.00	24,463	0.50	6,015	0	30,478	3,598	34,076
42-2606-0100 Offutt AFB - Testing Svcs	0	0.00	18,000	0.00	1,192	0	19,192	12,808	32,000
42-2607-0100 Continuing Education - Non Credit	0	0.00	0	0.00	0	0	0	576,563	576,563
<b>TOTAL</b>	<b>0</b>	<b>0.00</b>	<b>42,463</b>	<b>0.50</b>	<b>7,207</b>	<b>0</b>	<b>49,670</b>	<b>592,969</b>	<b>642,639</b>

**SUB PROGRAM TOTAL**

<b>342,055</b>	<b>7</b>	<b>672,041</b>	<b>15</b>	<b>191,300</b>	<b>0</b>	<b>1,205,396</b>	<b>1,371,287</b>	<b>2,576,683</b>
----------------	----------	----------------	-----------	----------------	----------	------------------	------------------	------------------

**SUBPROGRAM #/NAME: 29 Information Services**

**UNO-State General Fund-791 State & University Generated/Unrestricted**

COST OBJECT	Dollar	FACULTY	NON FACULTY		EMPLOYEE BENEFITS	PERSONAL SERVICE CREDITS	TOTAL PERSONAL SERVICES	TOTAL OPERATING EXPENSES	TOTAL
		FTE	Dollar	FTE					

COST OBJECT LISTING BY SUB PROGRAM  
2014-2015 GENERAL OPERATING BUDGET  
UNIVERSITY OF NEBRASKA AT OMAHA

**SUBPROGRAM #/NAME: 29 Information Services**

**UNO-State General Fund-791 State & University Generated/Unrestricted**

COST OBJECT	Dollar	FACULTY	NON FACULTY		EMPLOYEE BENEFITS	PERSONAL SERVICE CREDITS	TOTAL PERSONAL SERVICES	TOTAL OPERATING EXPENSES	TOTAL
		FTE	Dollar	FTE					
41-2901-0100 Academic Computing	0	0.00	741,042	9.68	201,425	0	942,467	8,835	951,302
41-2901-0300 Distance Education (API)	0	0.00	153,924	2.00	42,043	0	195,967	62,992	258,959
41-2902-0100 Acad Computing-Student Info Sys (ADIS)	0	0.00	294,482	4.06	80,437	0	374,919	89,668	464,587
41-2903-0100 Administrative Computing (ADIS)	0	0.00	1,033,606	13.68	267,428	0	1,301,034	53,647	1,354,681
<b>TOTAL</b>	<b>0</b>	<b>0.00</b>	<b>2,223,054</b>	<b>29.42</b>	<b>591,333</b>	<b>0</b>	<b>2,814,387</b>	<b>215,142</b>	<b>3,029,529</b>

**UNO-State General Fund-791 Revolving/Designated**

COST OBJECT	Dollar	FACULTY	NON FACULTY		EMPLOYEE BENEFITS	PERSONAL SERVICE CREDITS	TOTAL PERSONAL SERVICES	TOTAL OPERATING EXPENSES	TOTAL
		FTE	Dollar	FTE					
42-2901-0200 Distance Education Fee (API)	0	0.00	281,098	4.11	71,684	0	352,782	1,261,268	1,614,050
42-2904-0100 Multi Media Tech Svcs - Technology Fee	0	0.00	119,121	2.00	30,475	0	149,596	91,904	241,500
<b>TOTAL</b>	<b>0</b>	<b>0.00</b>	<b>400,219</b>	<b>6.11</b>	<b>102,159</b>	<b>0</b>	<b>502,378</b>	<b>1,353,172</b>	<b>1,855,550</b>

**UNO-Auxiliary-799 Auxiliaries & Services/Restricted**

COST OBJECT	Dollar	FACULTY	NON FACULTY		EMPLOYEE BENEFITS	PERSONAL SERVICE CREDITS	TOTAL PERSONAL SERVICES	TOTAL OPERATING EXPENSES	TOTAL
		FTE	Dollar	FTE					
43-2901-0300 Academic Technologies	0	0.00	0	0.00	0	0	0	100,000	100,000
43-2905-0100 Tele/Radio Communications	0	0.00	334,253	6.84	75,425	0	409,678	1,224,583	1,634,261
<b>TOTAL</b>	<b>0</b>	<b>0.00</b>	<b>334,253</b>	<b>6.84</b>	<b>75,425</b>	<b>0</b>	<b>409,678</b>	<b>1,324,583</b>	<b>1,734,261</b>

**SUB PROGRAM TOTAL**

**SUBPROGRAM #/NAME: 33 Physical Plant Administration**

**UNO-State General Fund-791 State & University Generated/Unrestricted**

COST OBJECT	Dollar	FACULTY	NON FACULTY		EMPLOYEE BENEFITS	PERSONAL SERVICE CREDITS	TOTAL PERSONAL SERVICES	TOTAL OPERATING EXPENSES	TOTAL
		FTE	Dollar	FTE					
41-3301-0100 Plant Operations and Construction	0	0.00	493,186	9.17	130,777	0	623,963	76,898	700,861
41-3305-0100 Building Repairs & Maintenance	0	0.00	387,602	7.00	105,297	0	492,899	1,661,296	2,154,195
41-3306-0100 Custodial	0	0.00	2,179,942	78.10	548,936	0	2,728,878	327,074	3,055,952
41-3307-0100 Grounds	0	0.00	770,496	24.92	199,012	0	969,508	161,067	1,130,575
41-3308-0100 Power Plant	0	0.00	1,201,061	23.00	302,516	0	1,503,577	97,832	1,601,409
41-3309-0100 Utilities	0	0.00	0	0.00	0	0	0	5,949,637	5,949,637
41-3311-0100 Facilities Planning and Architectural Svc	0	0.00	424,491	7.91	117,694	0	542,185	11,676	553,861
41-3312-0100 Security and Traffic	0	0.00	1,291,597	32.32	302,588	0	1,594,185	51,537	1,645,722
41-3312-0200 Security Maintenance	0	0.00	0	0.00	0	0	0	57,060	57,060
41-3390-0100 Unemployment Compensation	0	0.00	0	0.00	2,114	0	2,114	0	2,114
41-3390-0200 Workers' Compensation	0	0.00	0	0.00	29,433	0	29,433	0	29,433
41-3399-0100 Budget Adjustment - Plant Operations	0	0.00	-174,838	0.00	0	0	-174,838	0	-174,838
<b>TOTAL</b>	<b>0</b>	<b>0.00</b>	<b>6,573,537</b>	<b>182.42</b>	<b>1,738,367</b>	<b>0</b>	<b>8,311,904</b>	<b>8,394,077</b>	<b>16,705,981</b>

**UNO-Auxiliary-799 Auxiliaries & Services/Restricted**

COST OBJECT	Dollar	FACULTY	NON FACULTY		EMPLOYEE BENEFITS	PERSONAL SERVICE CREDITS	TOTAL PERSONAL SERVICES	TOTAL OPERATING EXPENSES	TOTAL
		FTE	Dollar	FTE					
43-3350-0100 Parking and Transit Operations	0	0.00	167,363	4.00	66,463	0	233,826	2,709,925	2,943,751
<b>TOTAL</b>	<b>0</b>	<b>0.00</b>	<b>167,363</b>	<b>4.00</b>	<b>66,463</b>	<b>0</b>	<b>233,826</b>	<b>2,709,925</b>	<b>2,943,751</b>

**SUB PROGRAM TOTAL**

<b>SUB PROGRAM TOTAL</b>	<b>0</b>	<b>0</b>	<b>6,740,900</b>	<b>186</b>	<b>1,804,830</b>	<b>0</b>	<b>8,545,730</b>	<b>11,104,002</b>	<b>19,649,732</b>
--------------------------	----------	----------	------------------	------------	------------------	----------	------------------	-------------------	-------------------



COST OBJECT LISTING BY SUB PROGRAM  
 2014-2015GENERAL OPERATING BUDGET  
 UNIVERSITY OF NEBRASKA AT OMAHA

**SUBPROGRAM #/NAME: 41 Executive Administration**

**UNO-State General Fund-791 State & University Generated/Unrestricted**

COST OBJECT	Dollar	FACULTY	NON FACULTY		EMPLOYEE BENEFITS	PERSONAL SERVICE CREDITS	TOTAL PERSONAL SERVICES	TOTAL OPERATING EXPENSES	TOTAL
		FTE	Dollar	FTE					
41-4101-0100 Chancellor	0	0.00	520,327	4.13	141,040	0	661,367	51,745	713,112
41-4101-0300 Honors Awards & Recognition	11,737	0.00	0	0.00	800	0	12,537	0	12,537
41-4101-0500 Housing Allowance	0	0.00	12,000	0.00	3,278	0	15,278	5,994	21,272
41-4101-0700 Minority/Gender Equity Recruitment Fund	0	0.00	3,109	0.00	212	0	3,321	0	3,321
41-4101-0800 Strategic Planning	0	0.00	8,362	0.15	2,284	0	10,646	35,690	46,336
41-4101-1200 Chancellor FAR	13,000	0.00	0	0.00	545	0	13,545	6,000	19,545
41-4105-0100 Ombudsman	0	0.00	10,218	0.00	696	0	10,914	0	10,914
41-4110-0100 Internal Audit	0	0.00	81,600	1.00	22,289	0	103,889	5,100	108,989
<b>TOTAL</b>	<b>24,737</b>	<b>0.00</b>	<b>635,616</b>	<b>5.28</b>	<b>171,144</b>	<b>0</b>	<b>831,497</b>	<b>104,529</b>	<b>936,026</b>

**UNO-State General Fund-791 Cash & Student Contracts/Designated**

COST OBJECT	Dollar	FACULTY	NON FACULTY		EMPLOYEE BENEFITS	PERSONAL SERVICE CREDITS	TOTAL PERSONAL SERVICES	TOTAL OPERATING EXPENSES	TOTAL
		FTE	Dollar	FTE					
41-4101-0400 Indirect Cost	0	0.00	0	0.00	0	0	0	18,880	18,880
<b>TOTAL</b>	<b>0</b>	<b>0.00</b>	<b>0</b>	<b>0.00</b>	<b>0</b>	<b>0</b>	<b>0</b>	<b>18,880</b>	<b>18,880</b>

**UNO-Trust-Grant/Cont/Loan/End-798 Trust/Restricted**

COST OBJECT	Dollar	FACULTY	NON FACULTY		EMPLOYEE BENEFITS	PERSONAL SERVICE CREDITS	TOTAL PERSONAL SERVICES	TOTAL OPERATING EXPENSES	TOTAL
		FTE	Dollar	FTE					
47-4101-2006100 UNF:J Becker Cba Deanship	0	0.00	15,000	0.00	2,535	0	17,535	0	17,535
47-4101-2015100 UNF:Executive Salary Equity Initiative	0	0.00	11,474	0.04	1,940	0	13,414	0	13,414
47-4101-2020100 UNF:Jim & Shirley Young Mentor Program	0	0.00	49,965	1.00	8,444	0	58,409	0	58,409
<b>TOTAL</b>	<b>0</b>	<b>0.00</b>	<b>76,439</b>	<b>1.04</b>	<b>12,919</b>	<b>0</b>	<b>89,358</b>	<b>0</b>	<b>89,358</b>

**SUB PROGRAM TOTAL**

<b>24,737</b>	<b>0</b>	<b>712,055</b>	<b>6</b>	<b>184,063</b>	<b>0</b>	<b>920,855</b>	<b>123,409</b>	<b>1,044,264</b>
---------------	----------	----------------	----------	----------------	----------	----------------	----------------	------------------

**SUBPROGRAM #/NAME: 42 Student Services**

**UNO-State General Fund-791 State & University Generated/Unrestricted**

COST OBJECT	Dollar	FACULTY	NON FACULTY		EMPLOYEE BENEFITS	PERSONAL SERVICE CREDITS	TOTAL PERSONAL SERVICES	TOTAL OPERATING EXPENSES	TOTAL
		FTE	Dollar	FTE					
41-4201-0100 Assoc V/C for Student Affairs	0	0.00	253,359	2.62	69,202	0	322,561	49,863	372,424
41-4201-0120 Student Conduct	0	0.00	51,355	1.00	14,027	0	65,382	0	65,382
41-4202-0100 Commencement	0	0.00	994	0.00	68	0	1,062	158,968	160,030
41-4202-0200 Honors Convocation	0	0.00	0	0.00	0	0	0	7,146	7,146
41-4203-0100 Enrollment Management	0	0.00	134,593	1.42	35,101	0	169,694	0	169,694
41-4203-0200 Business Systems Intelligence	0	0.00	102,415	1.73	27,974	0	130,389	0	130,389
41-4205-0100 Teacher Placement	0	0.00	46,688	1.00	12,752	0	59,440	5,452	64,892
41-4206-0200 Svcs to Students with Disabilities	0	0.00	341,482	14.44	63,646	0	405,128	7,431	412,559
41-4206-0300 Testing Center	0	0.00	19,655	0.33	5,256	0	24,911	0	24,911
41-4207-0100 Counseling Center	0	0.00	257,385	4.72	66,810	0	324,195	15,078	339,273
41-4207-0200 Multicultural Student Support Services	0	0.00	249,130	4.59	66,898	0	316,028	21,366	337,394
41-4207-0400 Summer Scholars	0	0.00	6,618	0.40	451	0	7,069	23,371	30,440
41-4207-0500 Cultural Awareness Programming	0	0.00	0	0.00	0	0	0	10,825	10,825
41-4208-0100 Recruitment Services	0	0.00	156,067	4.30	42,627	0	198,694	78,540	277,234
41-4230-0400 Catalog	0	0.00	0	0.00	0	0	0	11,783	11,783
41-4231-0100 Records & Registration	0	0.00	384,043	9.33	104,898	0	488,941	0	488,941
41-4232-0100 Undergraduate Admissions	0	0.00	210,820	6.91	57,583	0	268,403	0	268,403
41-4232-0200 Campus Visits	0	0.00	99,920	4.77	14,614	0	114,534	0	114,534

COST OBJECT LISTING BY SUB PROGRAM  
2014-2015 GENERAL OPERATING BUDGET  
UNIVERSITY OF NEBRASKA AT OMAHA

**SUBPROGRAM #/NAME: 42 Student Services**

**UNO-State General Fund-791 State & University Generated/Unrestricted**

COST OBJECT	Dollar	FACULTY	NON FACULTY		EMPLOYEE BENEFITS	PERSONAL	TOTAL	TOTAL	TOTAL
		FTE	Dollar	FTE		SERVICE CREDITS	PERSONAL SERVICES	OPERATING EXPENSES	
41-4233-0100 Financial Support and Scholarships	0	0.00	638,276	13.67	171,439	0	809,715	30,695	840,410
41-4234-0100 Military and Veterans Services	0	0.00	152,576	3.00	37,733	0	190,309	0	190,309
41-4236-0100 Academic & Career Development Center	0	0.00	154,665	2.94	42,245	0	196,910	8,719	205,629
41-4255-0100 Health Promotion	0	0.00	12,775	0.33	870	0	13,645	8,136	21,781
41-4290-0100 Unemployment Compensation	0	0.00	0	0.00	1,953	0	1,953	0	1,953
41-4290-0200 Workers' Compensation	0	0.00	0	0.00	27,185	0	27,185	0	27,185
41-4299-0100 Budget Adjustment - Student Affairs	0	0.00	-7,296	0.00	0	0	-7,296	0	-7,296
<b>TOTAL</b>	<b>0</b>	<b>0.00</b>	<b>3,265,520</b>	<b>77.50</b>	<b>863,332</b>	<b>0</b>	<b>4,128,852</b>	<b>437,373</b>	<b>4,566,225</b>

**UNO-State General Fund-791 Revolving/Designated**

COST OBJECT	Dollar	FACULTY	NON FACULTY		EMPLOYEE BENEFITS	PERSONAL	TOTAL	TOTAL	TOTAL
		FTE	Dollar	FTE		SERVICE CREDITS	PERSONAL SERVICES	OPERATING EXPENSES	
42-4201-0100 Student Affrs - Technology Fee	0	0.00	0	0.00	0	0	0	34,500	34,500
42-4201-0200 Student Affairs SASF	0	0.00	26,000	1.66	0	0	26,000	0	26,000
42-4201-0300 EM New Student Fee	0	0.00	0	0.00	0	0	0	0	0
42-4201-1000 Incident Command Emergency Planning SASF	0	0.00	0	0.00	0	0	0	30,000	30,000
42-4202-0200 New Student Convocation SASF	0	0.00	0	0.00	0	0	0	20,000	20,000
42-4203-0100 Enrollment Management SASF	0	0.00	138,021	1.62	28,926	0	166,947	105,134	272,081
42-4203-0200 Business Systems Intelligence SASF	0	0.00	252,712	4.03	81,293	0	334,005	10,192	344,197
42-4203-0300 Marketing SASF	0	0.00	51,242	0.71	16,841	0	68,083	0	68,083
42-4203-0400 Business Systems Intelligence NSF	0	0.00	0	0.00	0	0	0	0	0
42-4205-0100 Teacher Placement Career Fair	0	0.00	0	0.00	0	0	0	8,000	8,000
42-4206-0100 Testing	0	0.00	16,500	0.41	1,364	0	17,864	2,136	20,000
42-4206-0150 Testing Center SASF	0	0.00	72,837	1.69	31,939	0	104,776	5,000	109,776
42-4206-0175 TOEFL & TOEIC Testing	0	0.00	0	0.00	0	0	0	21,000	21,000
42-4206-0200 Computer-Based Testing Program	0	0.00	37,652	1.00	9,060	0	46,712	16,288	63,000
42-4206-0300 Testing University Seminar	0	0.00	0	0.00	0	0	0	19,000	19,000
42-4208-0100 Enrollment Services SASF	0	0.00	69,298	0.84	19,398	0	88,696	70,157	158,853
42-4208-0200 Recruitment Services SASF	0	0.00	100,210	3.03	24,861	0	125,071	132,106	257,177
42-4208-0300 Pell Student Programming SASF	0	0.00	74,352	2.41	10,985	0	85,337	97,985	183,322
42-4208-0500 Campus Tour/Visit Program SASF	0	0.00	72,494	2.00	36,656	0	109,150	183,444	292,594
42-4231-0100 Records & Registration SASF	0	0.00	223,166	5.30	64,457	0	287,623	53,420	341,043
42-4231-0200 Transcript Charges	0	0.00	103,687	2.20	33,176	0	136,863	4,284	141,147
42-4231-0300 Articulation Activities SASF	0	0.00	31,837	0.66	10,060	0	41,897	0	41,897
42-4232-0100 Undergraduate Admissions SASF	0	0.00	190,415	4.33	68,207	0	258,622	51,557	310,179
42-4232-0400 Campus Visits ESF	0	0.00	0	0.00	0	0	0	0	0
42-4233-0100 W/S & SEOG 25%	0	0.00	0	0.00	0	0	0	12,514	12,514
42-4233-0200 Pell Administrative Allocation	0	0.00	10,183	0.17	3,945	0	14,128	4,316	18,444
42-4233-0400 Financial Support and Scholarships SASF	0	0.00	104,294	3.00	24,857	0	129,151	0	129,151
42-4236-0100 Career Fair	0	0.00	97,540	2.37	33,064	0	130,604	9,396	140,000
42-4250-0100 Student Life and Leadership Development	0	0.00	297,767	7.09	85,964	0	383,731	233,678	617,409
<b>TOTAL</b>	<b>0</b>	<b>0.00</b>	<b>1,970,207</b>	<b>44.52</b>	<b>585,053</b>	<b>0</b>	<b>2,555,260</b>	<b>1,124,107</b>	<b>3,679,367</b>

**UNO-State General Fund-791 Cash & Student Contracts/Designated**

COST OBJECT	Dollar	FACULTY	NON FACULTY		EMPLOYEE BENEFITS	PERSONAL	TOTAL	TOTAL	TOTAL
		FTE	Dollar	FTE		SERVICE CREDITS	PERSONAL SERVICES	OPERATING EXPENSES	
41-4201-0400 Indirect Cost	0	0.00	0	0.00	0	0	0	25,020	25,020
<b>TOTAL</b>	<b>0</b>	<b>0.00</b>	<b>0</b>	<b>0.00</b>	<b>0</b>	<b>0</b>	<b>0</b>	<b>25,020</b>	<b>25,020</b>

COST OBJECT LISTING BY SUB PROGRAM  
 2014-2015 GENERAL OPERATING BUDGET  
 UNIVERSITY OF NEBRASKA AT OMAHA

**SUBPROGRAM #/NAME: 42 Student Services**

**UNO-Federal Letter of Credit-796 Federal/Restricted**

COST OBJECT	Dollar	FACULTY	NON FACULTY		EMPLOYEE BENEFITS	PERSONAL SERVICE CREDITS	TOTAL PERSONAL SERVICES	TOTAL OPERATING EXPENSES	TOTAL
		FTE	Dollar	FTE					
44-4201-1001204 ED: Project Achieve Yr-4	0	0.00	195,632	4.63	32,279	0	227,911	0	227,911
44-4236-1140100 FWS Job Location & Development 6/14	0	0.00	28,414	0.40	4,688	0	33,102	0	33,102
<b>TOTAL</b>	<b>0</b>	<b>0.00</b>	<b>224,046</b>	<b>5.03</b>	<b>36,967</b>	<b>0</b>	<b>261,013</b>	<b>0</b>	<b>261,013</b>

**UNO-Auxiliary-799 Auxiliaries & Services/Restricted**

COST OBJECT	Dollar	FACULTY	NON FACULTY		EMPLOYEE BENEFITS	PERSONAL SERVICE CREDITS	TOTAL PERSONAL SERVICES	TOTAL OPERATING EXPENSES	TOTAL
		FTE	Dollar	FTE					
43-4201-0400 Facilities Fee	0	0.00	0	0.00	0	0	0	253,521	253,521
43-4201-1100 Housing Adm Fee - Student Affairs	0	0.00	15,750	0.38	3,863	0	19,613	25,387	45,000
43-4233-0100 Veterans Affairs	0	0.00	0	0.00	0	0	0	13,500	13,500
43-4250-0100 Student Center	0	0.00	0	0.00	0	0	0	0	0
43-4250-0200 Student Center Administration	0	0.00	344,156	6.60	84,392	0	428,548	146,452	575,000
43-4250-0800 Child Care Center	0	0.00	394,707	16.86	68,424	0	463,131	178,869	642,000
43-4251-0100 University Bookstore	0	0.00	607,703	18.56	131,381	0	739,084	6,260,916	7,000,000
43-4252-0100 Food Service	0	0.00	797,872	30.48	154,643	0	952,515	1,671,485	2,624,000
43-4253-0100 MBSC	0	0.00	490,738	16.08	178,413	0	669,151	256,399	925,550
43-4253-0200 Welcome Week	0	0.00	0	0.00	0	0	0	24,000	24,000
43-4253-0300 MBSC Equip & Maint	0	0.00	0	0.00	0	0	0	67,000	67,000
43-4255-0100 HPER Recreation Program	0	0.00	1,248,198	49.85	134,583	0	1,382,781	196,816	1,579,597
43-4255-0300 Outdoor Venture Center	0	0.00	38,409	1.14	5,249	0	43,658	13,942	57,600
43-4255-1500 Masters Swim Program	0	0.00	9,937	0.66	63	0	10,000	0	10,000
43-4255-8100 Dome Operations	0	0.00	97,023	3.75	11,798	0	108,821	36,179	145,000
43-4256-0100 Health Service	0	0.00	534,296	9.63	98,542	0	632,838	43,507	676,345
43-4256-0200 Alcohol and Drug Education	0	0.00	113,123	2.20	26,631	0	139,754	2,566	142,320
43-4256-0250 Alcohol Education	0	0.00	9,756	0.21	1,813	0	11,569	0	11,569
43-4256-0300 Medical Supplies & Services	0	0.00	0	0.00	0	0	0	110,000	110,000
43-4256-0350 X-ray	0	0.00	19,226	0.50	2,838	0	22,064	0	22,064
43-4256-0400 Insurance Refund	0	0.00	18,100	0.50	3,639	0	21,739	0	21,739
<b>TOTAL</b>	<b>0</b>	<b>0.00</b>	<b>4,738,994</b>	<b>157.40</b>	<b>906,272</b>	<b>0</b>	<b>5,645,266</b>	<b>9,300,539</b>	<b>14,945,805</b>
<b>SUB PROGRAM TOTAL</b>	<b>0</b>	<b>0</b>	<b>10,198,767</b>	<b>284</b>	<b>2,391,624</b>	<b>0</b>	<b>12,590,391</b>	<b>10,887,039</b>	<b>23,477,430</b>

**SUBPROGRAM #/NAME: 43 Business and Finance**

**UNO-State General Fund-791 State & University Generated/Unrestricted**

COST OBJECT	Dollar	FACULTY	NON FACULTY		EMPLOYEE BENEFITS	PERSONAL SERVICE CREDITS	TOTAL PERSONAL SERVICES	TOTAL OPERATING EXPENSES	TOTAL
		FTE	Dollar	FTE					
41-4301-0100 Vice Chancellor for Business & Finance	0	0.00	430,137	3.00	117,488	0	547,625	4,394	552,019
41-4301-0200 Business & Finance - Travel/Equipment	0	0.00	0	0.00	0	0	0	47,654	47,654
41-4305-0100 Finance	0	0.00	432,806	5.40	116,669	0	549,475	7,184	556,659
41-4305-0200 Administration Technology Support	0	0.00	67,350	1.00	18,396	0	85,746	53,400	139,146
41-4306-0100 Accounting Services Department	0	0.00	619,622	9.25	168,499	0	788,121	19,295	807,416
41-4307-0100 Cashiering/Student Accounts	0	0.00	376,487	8.97	95,537	0	472,024	101,521	573,545
41-4309-0100 Grants Accounting	0	0.00	263,585	4.00	92,247	0	355,832	6,750	362,582
41-4310-0100 Purchasing	0	0.00	4,549	0.28	310	0	4,859	75,000	79,859
41-4311-0100 Environmental Health & Safety	0	0.00	339,525	5.86	91,541	0	431,066	46,959	478,025
41-4312-0100 Mail Service	0	0.00	342,987	11.06	86,113	0	429,100	1,247	430,347
41-4314-0100 Bonds and Insurance	0	0.00	0	0.00	0	0	0	595,554	595,554
41-4320-0100 Human Resources	0	0.00	606,950	11.00	165,780	0	772,730	46,956	819,686
41-4320-0110 HR - Campus Process Costs	0	0.00	403	0.00	0	0	0	30,000	30,000

COST OBJECT LISTING BY SUB PROGRAM  
2014-2015 GENERAL OPERATING BUDGET  
UNIVERSITY OF NEBRASKA AT OMAHA

**SUBPROGRAM #/NAME: 43 Business and Finance**

**UNO-State General Fund-791 State & University Generated/Unrestricted**

COST OBJECT	Dollar	FACULTY	NON FACULTY		EMPLOYEE BENEFITS	PERSONAL SERVICE CREDITS	TOTAL PERSONAL SERVICES	TOTAL OPERATING EXPENSES	TOTAL
		FTE	Dollar	FTE					
41-4320-0200 Training and Development	0	0.00	0	0.00	0	0	0	15,000	15,000
41-4320-0400 On Campus Student Employment	0	0.00	50,997	1.00	13,929	0	64,926	500	65,426
41-4321-0100 Payroll	0	0.00	120,910	2.28	32,086	0	152,996	4,500	157,496
41-4322-0100 Equity, Access & Diversity	0	0.00	74,263	1.00	20,284	0	94,547	10,000	104,547
41-4330-0100 Miscellaneous General Expense	0	0.00	0	0.00	0	0	0	219,522	219,522
41-4390-0100 Workers' Compensation	0	0.00	0	0.00	57,478	0	57,478	0	57,478
41-4390-0200 Unemployment Compensation	0	0.00	0	0.00	4,128	0	4,128	0	4,128
41-4399-0200 NU Values Adjustments	0	0.00	44,477	0.00	3,030	0	47,507	0	47,507
<b>TOTAL</b>	<b>0</b>	<b>0.00</b>	<b>3,774,645</b>	<b>64.10</b>	<b>1,083,515</b>	<b>0</b>	<b>4,858,160</b>	<b>1,285,436</b>	<b>6,143,596</b>

**UNO-State General Fund-791 Revolving/Designated**

COST OBJECT	Dollar	FACULTY	NON FACULTY		EMPLOYEE BENEFITS	PERSONAL SERVICE CREDITS	TOTAL PERSONAL SERVICES	TOTAL OPERATING EXPENSES	TOTAL
		FTE	Dollar	FTE					
42-4306-0200 Accounting Services Admin Fee	0	0.00	13,597	0.16	2,993	0	16,590	4,410	21,000
42-4307-0100 Perkins/NDSL Administration	0	0.00	2,012	0.12	134	0	2,146	67,854	70,000
42-4307-0300 Cashiering Student Accounts SASF	0	0.00	105,864	2.00	39,548	0	145,412	0	145,412
42-4309-0100 W/S & SEOG 75%	0	0.00	13,460	0.20	3,057	0	16,517	21,025	37,542
42-4309-0200 Pell Administrative Allocation	0	0.00	0	0.00	0	0	0	4,600	4,600
<b>TOTAL</b>	<b>0</b>	<b>0.00</b>	<b>134,933</b>	<b>2.48</b>	<b>45,732</b>	<b>0</b>	<b>180,665</b>	<b>97,889</b>	<b>278,554</b>

**UNO-State General Fund-791 Cash & Student Contracts/Designated**

COST OBJECT	Dollar	FACULTY	NON FACULTY		EMPLOYEE BENEFITS	PERSONAL SERVICE CREDITS	TOTAL PERSONAL SERVICES	TOTAL OPERATING EXPENSES	TOTAL
		FTE	Dollar	FTE					
41-4301-0300 Business & Finance - Indirect Cost	0	0.00	0	0.00	0	0	0	62,820	62,820
<b>TOTAL</b>	<b>0</b>	<b>0.00</b>	<b>0</b>	<b>0.00</b>	<b>0</b>	<b>0</b>	<b>0</b>	<b>62,820</b>	<b>62,820</b>

**UNO-Auxiliary-799 Auxiliaries & Services/Restricted**

COST OBJECT	Dollar	FACULTY	NON FACULTY		EMPLOYEE BENEFITS	PERSONAL SERVICE CREDITS	TOTAL PERSONAL SERVICES	TOTAL OPERATING EXPENSES	TOTAL
		FTE	Dollar	FTE					
43-4350-0310 Finance Adm Alloc	0	0.00	26,115	0.25	6,404	0	32,519	0	32,519
<b>TOTAL</b>	<b>0</b>	<b>0.00</b>	<b>26,115</b>	<b>0.25</b>	<b>6,404</b>	<b>0</b>	<b>32,519</b>	<b>0</b>	<b>32,519</b>

**SUB PROGRAM TOTAL**

<b>0</b>	<b>0</b>	<b>3,935,693</b>	<b>67</b>	<b>1,135,651</b>	<b>0</b>	<b>5,071,344</b>	<b>1,446,145</b>	<b>6,517,489</b>
----------	----------	------------------	-----------	------------------	----------	------------------	------------------	------------------

**SUBPROGRAM #/NAME: 44 General Expense**

**UNO-State General Fund-791 State & University Generated/Unrestricted**

COST OBJECT	Dollar	FACULTY	NON FACULTY		EMPLOYEE BENEFITS	PERSONAL SERVICE CREDITS	TOTAL PERSONAL SERVICES	TOTAL OPERATING EXPENSES	TOTAL
		FTE	Dollar	FTE					
41-4405-0100 Special Projects	0	0.00	0	0.00	0	0	0	5,060	5,060
41-4405-0200 Special Events	0	0.00	0	0.00	0	0	0	20,000	20,000
41-4410-0100 University Communications	0	0.00	570,540	11.29	155,782	0	726,322	24,037	750,359
41-4410-0400 Marketing	0	0.00	0	0.00	0	0	0	97,000	97,000
41-4415-0100 Employee Assistance Program	0	0.00	0	0.00	0	0	0	13,801	13,801
41-4425-0200 Alumni Association Support	0	0.00	24,824	0.75	6,780	0	31,604	77,000	108,604
41-4490-0100 Unemployment Compensation	0	0.00	0	0.00	0	0	0	7,561	7,561
41-4499-0200 NU Values Adjustments	0	0.00	22,510	0.00	1,535	0	24,045	0	24,045
<b>TOTAL</b>	<b>0</b>	<b>0.00</b>	<b>617,874</b>	<b>12.04</b>	<b>164,097</b>	<b>0</b>	<b>781,971</b>	<b>244,459</b>	<b>1,026,430</b>

COST OBJECT LISTING BY SUB PROGRAM  
2014-2015 GENERAL OPERATING BUDGET  
UNIVERSITY OF NEBRASKA AT OMAHA

**SUBPROGRAM #/NAME: 44 General Expense**

**UNO-Auxiliary-799 Auxiliaries & Services/Restricted**

COST OBJECT	Dollar	FACULTY	NON FACULTY		EMPLOYEE BENEFITS	PERSONAL SERVICE CREDITS	TOTAL PERSONAL SERVICES	TOTAL OPERATING EXPENSES	TOTAL
		FTE	Dollar	FTE					
43-4411-0100 MavCard Services	0	0.00	109,555	2.91	25,425	0	134,980	165,020	300,000
43-4451-0200 Strauss Utilization	0	0.00	12,313	0.35	3,019	0	15,332	640	15,972
43-4451-0730 Housing Administrative Fee	0	0.00	0	0.00	0	0	0	150,439	150,439
43-4451-0750 Housing Adm Fee - Business & Finance	0	0.00	29,744	0.36	7,294	0	37,038	127,962	165,000
<b>TOTAL</b>	<b>0</b>	<b>0.00</b>	<b>151,612</b>	<b>3.62</b>	<b>35,738</b>	<b>0</b>	<b>187,350</b>	<b>444,061</b>	<b>631,411</b>
<b>SUB PROGRAM TOTAL</b>									
	<b>0</b>	<b>0</b>	<b>769,486</b>	<b>16</b>	<b>199,835</b>	<b>0</b>	<b>969,321</b>	<b>688,520</b>	<b>1,657,841</b>

**SUBPROGRAM #/NAME: 46 Peter Kiewit Institute**

**UNO-State General Fund-791 State & University Generated/Unrestricted**

COST OBJECT	Dollar	FACULTY	NON FACULTY		EMPLOYEE BENEFITS	PERSONAL SERVICE CREDITS	TOTAL PERSONAL SERVICES	TOTAL OPERATING EXPENSES	TOTAL
		FTE	Dollar	FTE					
41-4601-0100 Peter Kiewit Executive Director	0	0.00	0	0.00	0	0	0	0	0
<b>TOTAL</b>	<b>0</b>	<b>0.00</b>	<b>0</b>	<b>0.00</b>	<b>0</b>	<b>0</b>	<b>0</b>	<b>0</b>	<b>0</b>

**UNO-Trust-Grant/Cont/Loan/End-798 Trust/Restricted**

COST OBJECT	Dollar	FACULTY	NON FACULTY		EMPLOYEE BENEFITS	PERSONAL SERVICE CREDITS	TOTAL PERSONAL SERVICES	TOTAL OPERATING EXPENSES	TOTAL
		FTE	Dollar	FTE					
47-4602-2004100 UNF:PKI Office Support	0	0.00	99,323	1.00	16,785	0	116,108	0	116,108
<b>TOTAL</b>	<b>0</b>	<b>0.00</b>	<b>99,323</b>	<b>1.00</b>	<b>16,785</b>	<b>0</b>	<b>116,108</b>	<b>0</b>	<b>116,108</b>
<b>SUB PROGRAM TOTAL</b>									
	<b>0</b>	<b>0</b>	<b>99,323</b>	<b>1</b>	<b>16,785</b>	<b>0</b>	<b>116,108</b>	<b>0</b>	<b>116,108</b>

**SUBPROGRAM #/NAME: 75 Student Housing**

**UNO-Auxiliary-799 Auxiliaries & Services/Restricted**

COST OBJECT	Dollar	FACULTY	NON FACULTY		EMPLOYEE BENEFITS	PERSONAL SERVICE CREDITS	TOTAL PERSONAL SERVICES	TOTAL OPERATING EXPENSES	TOTAL
		FTE	Dollar	FTE					
43-7501-0100 Housing - Administration	0	0.00	17,400	0.40	2,941	0	20,341	0	20,341
43-7510-0100 Maverick Village	0	0.00	176,558	5.18	32,086	0	208,644	604,783	813,427
43-7515-0100 University Village	0	0.00	365,316	10.81	106,818	0	472,134	834,759	1,306,893
<b>TOTAL</b>	<b>0</b>	<b>0.00</b>	<b>559,274</b>	<b>16.39</b>	<b>141,845</b>	<b>0</b>	<b>701,119</b>	<b>1,439,542</b>	<b>2,140,661</b>
<b>SUB PROGRAM TOTAL</b>									
	<b>0</b>	<b>0</b>	<b>559,274</b>	<b>16</b>	<b>141,845</b>	<b>0</b>	<b>701,119</b>	<b>1,439,542</b>	<b>2,140,661</b>

**SUBPROGRAM #/NAME: 77 Intercollegiate Athletics**

**UNO-State General Fund-791 State & University Generated/Unrestricted**

COST OBJECT	Dollar	FACULTY	NON FACULTY		EMPLOYEE BENEFITS	PERSONAL SERVICE CREDITS	TOTAL PERSONAL SERVICES	TOTAL OPERATING EXPENSES	TOTAL
		FTE	Dollar	FTE					
41-7701-0100 Intercollegiate Athletics	0	0.00	2,670,631	0.00	709,538	0	3,380,169	0	3,380,169
<b>TOTAL</b>	<b>0</b>	<b>0.00</b>	<b>2,670,631</b>	<b>0.00</b>	<b>709,538</b>	<b>0</b>	<b>3,380,169</b>	<b>0</b>	<b>3,380,169</b>

**UNO-Auxiliary-799 Auxiliaries & Services/Restricted**

COST OBJECT	Dollar	FACULTY	NON FACULTY		EMPLOYEE BENEFITS	PERSONAL SERVICE CREDITS	TOTAL PERSONAL SERVICES	TOTAL OPERATING EXPENSES	TOTAL
		FTE	Dollar	FTE					
43-7701-0100 Athletics Administration	0	0.00	620,132	7.27	143,365	0	763,497	220,000	983,497
43-7701-0200 Athletic Media Relations	0	0.00	128,250	3.09	53,020	0	181,370	63,000	244,370

COST OBJECT LISTING BY SUB PROGRAM  
 2014-2015GENERAL OPERATING BUDGET  
 UNIVERSITY OF NEBRASKA AT OMAHA

**SUBPROGRAM #/NAME: 77 Intercollegiate Athletics**

**UNO-Auxiliary-799 Auxiliaries & Services/Restricted**

COST OBJECT	Dollar	FACULTY	NON FACULTY		EMPLOYEE BENEFITS	PERSONAL	TOTAL	TOTAL	TOTAL	
		FTE	Dollar	FTE		SERVICE CREDITS	PERSONAL SERVICES	OPERATING EXPENSES		
43-7701-0300	NCAA Compliance/Academic Resource	0	0.00	242,840	4.35	56,648	0	299,488	8,180	307,668
43-7701-0400	Marketing	0	0.00	112,624	4.08	29,547	0	142,171	200,000	342,171
43-7701-0450	Ticket Office	0	0.00	158,185	4.87	41,186	0	199,371	60,200	259,571
43-7701-0800	Training Room	0	0.00	247,061	5.00	88,119	0	335,180	58,767	393,947
43-7701-0900	Strength And Conditioning	0	0.00	86,938	2.60	17,404	0	104,342	25,000	129,342
43-7701-1000	Equipment Room	0	0.00	102,157	3.48	19,907	0	122,064	60,000	182,064
43-7701-1100	Business Office	0	0.00	141,863	2.00	45,752	0	187,615	5,000	192,615
43-7701-1200	Athletic Facilities	0	0.00	35,812	1.42	16,643	0	52,455	30,000	82,455
43-7701-1300	Concessions	0	0.00	57,265	1.86	20,319	0	77,584	25,000	102,584
43-7701-1400	Spirit Teams	0	0.00	2,400	0.00	0	0	2,400	0	2,400
43-7701-1500	Athletic Insurance	0	0.00	0	0.00	0	0	0	144,902	144,902
43-7701-2000	Athletics-Clinics Strength & Cond	0	0.00	0	0.00	0	0	0	2,500	2,500
43-7701-5000	Athletic Budget Adjustment	0	0.00	-2,670,631	0.00	-709,538	0	-3,380,169	0	-3,380,169
43-7705-0100	Men's Athletics - Basketball	0	0.00	272,312	3.60	89,059	0	361,371	320,000	681,371
43-7705-0200	Men's Athletics - Baseball	0	0.00	122,005	2.35	44,263	0	166,268	298,993	465,261
43-7705-0500	Men's Athletics - Hockey	0	0.00	479,038	4.13	127,161	0	606,199	572,198	1,178,397
43-7705-0505	Men's Athletics - Hockey GIA	0	0.00	0	0.00	0	0	0	205,000	205,000
43-7705-0600	Men's Athletics - Hockey Administration	0	0.00	0	0.00	0	0	0	717,000	717,000
43-7705-0700	MA-Hockey PreSeason	0	0.00	0	0.00	0	0	0	90,000	90,000
43-7705-0900	Men's Athletics - Tennis	0	0.00	17,200	0.30	6,283	0	23,483	54,899	78,382
43-7705-1000	Men's Athletics - Golf	0	0.00	13,792	0.30	3,659	0	17,451	59,080	76,531
43-7705-1100	Men's Athletics - Soccer	0	0.00	93,323	2.00	28,041	0	121,364	129,850	251,214
43-7705-1500	Men's Athletics - GIA	0	0.00	0	0.00	0	0	0	190,000	190,000
43-7705-2100	Men's Athletics - Clinics Basketball	0	0.00	1,893	0.04	0	0	1,893	60,607	62,500
43-7710-0100	Women's Athletics - Basketball	0	0.00	247,801	4.60	62,848	0	310,649	236,000	546,649
43-7710-0200	Women's Athletics - Softball	0	0.00	107,395	2.00	40,957	0	148,352	150,460	298,812
43-7710-0300	Women's Athletics - Cross Country/Track	0	0.00	56,978	1.20	16,622	0	73,600	103,243	176,843
43-7710-0400	Women's Athletics - Volleyball	0	0.00	148,500	2.00	30,651	0	179,151	145,600	324,751
43-7710-0500	Women's Athletics - Swimming	0	0.00	42,679	0.60	12,014	0	54,693	99,000	153,693
43-7710-0600	Women's Athletics - Soccer	0	0.00	92,118	1.49	26,639	0	118,757	133,598	252,355
43-7710-0700	Women's Athletics - Tennis	0	0.00	21,808	0.30	6,080	0	27,888	53,201	81,089
43-7710-0800	Women's Athletics - Golf	0	0.00	27,170	0.30	3,579	0	30,749	58,660	89,409
43-7710-1500	Women's Athletics - GIA	0	0.00	0	0.00	0	0	0	455,000	455,000
43-7710-2000	Women's Athletics - Clinics Basketball	0	0.00	0	0.00	0	0	0	12,500	12,500
43-7710-2200	Women's Athletics - Clinics Volleyball	0	0.00	0	0.00	0	0	0	70,500	70,500
43-7710-2500	Women's Athletics - Clinics Soccer	0	0.00	0	0.00	0	0	0	15,000	15,000
43-7710-2600	Women's Athletics - Clinics Swim	0	0.00	0	0.00	0	0	0	20,000	20,000
<b>TOTAL</b>		<b>0</b>	<b>0.00</b>	<b>1,009,008</b>	<b>65.23</b>	<b>320,228</b>	<b>0</b>	<b>1,329,236</b>	<b>5,152,938</b>	<b>6,482,174</b>
<b>SUB PROGRAM TOTAL</b>		<b>0</b>	<b>0</b>	<b>3,679,639</b>	<b>65</b>	<b>1,029,766</b>	<b>0</b>	<b>4,709,405</b>	<b>5,152,938</b>	<b>9,862,343</b>

**SUBPROGRAM #/NAME: 78 Arena**

**UNO-Auxiliary-799 Auxiliaries & Services/Restricted**

COST OBJECT	Dollar	FACULTY	NON FACULTY		EMPLOYEE BENEFITS	PERSONAL	TOTAL	TOTAL	TOTAL	
		FTE	Dollar	FTE		SERVICE CREDITS	PERSONAL SERVICES	OPERATING EXPENSES		
43-7801-0100	Arena Administration	0	0.00	125,000	1.00	30,652	0	155,652	0	155,652
<b>TOTAL</b>		<b>0</b>	<b>0.00</b>	<b>125,000</b>	<b>1.00</b>	<b>30,652</b>	<b>0</b>	<b>155,652</b>	<b>0</b>	<b>155,652</b>

COST OBJECT LISTING BY SUB PROGRAM  
2014-2015 GENERAL OPERATING BUDGET  
UNIVERSITY OF NEBRASKA AT OMAHA

<b>SUB PROGRAM TOTAL</b>	<b>0</b>	<b>0</b>	<b>125,000</b>	<b>1</b>	<b>30,652</b>	<b>0</b>	<b>155,652</b>	<b>0</b>	<b>155,652</b>
--------------------------	----------	----------	----------------	----------	---------------	----------	----------------	----------	----------------

**SUBPROGRAM #/NAME: 98 Company Balance Sheets**

**UNO-Auxiliary-799 Auxiliaries & Services/Restricted**

COST OBJECT	Dollar	FACULTY FTE	NON FACULTY Dollar	FTE	EMPLOYEE BENEFITS	PERSONAL SERVICE CREDITS	TOTAL PERSONAL SERVICES	TOTAL OPERATING EXPENSES	TOTAL
43-9810-0200 Gateway	0	0.00	58,261	1.20	14,287	0	72,548	0	72,548
43-9810-0500 Maverick Productions	0	0.00	7,076	0.23	1,735	0	8,811	0	8,811
43-9810-0700 Student Government	0	0.00	23,689	0.77	5,809	0	29,498	0	29,498
43-9825-0200 Alumni	0	0.00	433,970	6.25	102,956	0	536,926	184,684	721,610
43-9825-0400 Miscellaneous	0	0.00	0	0.00	46,857	0	46,857	7,514,442	7,561,299
<b>TOTAL</b>	<b>0</b>	<b>0.00</b>	<b>522,996</b>	<b>8.45</b>	<b>171,644</b>	<b>0</b>	<b>694,640</b>	<b>7,699,126</b>	<b>8,393,766</b>
<b>SUB PROGRAM TOTAL</b>	<b>0</b>	<b>0</b>	<b>522,996</b>	<b>8</b>	<b>171,644</b>	<b>0</b>	<b>694,640</b>	<b>7,699,126</b>	<b>8,393,766</b>

**SUBPROGRAM #/NAME: 99 Income Activity**

**UNO-Federal Letter of Credit-796 Federal/Restricted**

COST OBJECT	Dollar	FACULTY FTE	NON FACULTY Dollar	FTE	EMPLOYEE BENEFITS	PERSONAL SERVICE CREDITS	TOTAL PERSONAL SERVICES	TOTAL OPERATING EXPENSES	TOTAL
44-9990-0100 Budget Adjustment-Instruction	0	0.00	0	0.00	0	0	0	250,000	250,000
44-9990-0200 Budget Adjustment-Research	0	0.00	0	0.00	0	0	0	1,115,290	1,115,290
44-9990-0300 Budget Adjustment-Public Service	0	0.00	0	0.00	0	0	0	705,277	705,277
44-9990-0400 Budget Adjustment-Academic Support	0	0.00	0	0.00	0	0	0	40,000	40,000
44-9990-0500 Budget Adjustment-Student Service	0	0.00	0	0.00	0	0	0	188,987	188,987
44-9990-0600 Budget Adjustment-Institutional Admin	0	0.00	0	0.00	0	0	0	50,000	50,000
44-9990-0700 Budget Adjustment-Physical Plant	0	0.00	0	0.00	0	0	0	10,000	10,000
44-9990-0800 Budget Adjustment-Scholarship	0	0.00	0	0.00	0	0	0	82,000,000	82,000,000
<b>TOTAL</b>	<b>0</b>	<b>0.00</b>	<b>0</b>	<b>0.00</b>	<b>0</b>	<b>0</b>	<b>0</b>	<b>84,359,554</b>	<b>84,359,554</b>

**UNO-Federal Advance-797 Federal/Restricted**

COST OBJECT	Dollar	FACULTY FTE	NON FACULTY Dollar	FTE	EMPLOYEE BENEFITS	PERSONAL SERVICE CREDITS	TOTAL PERSONAL SERVICES	TOTAL OPERATING EXPENSES	TOTAL
45-9990-0000 Budget Adjustment-Agency	0	0.00	0	0.00	0	0	0	3,800,000	3,800,000
45-9990-0100 Budget Adjustment-Instruction	0	0.00	0	0.00	0	0	0	150,000	150,000
45-9990-0200 Budget Adjustment-Research	0	0.00	0	0.00	0	0	0	2,121,066	2,121,066
45-9990-0300 Budget Adjustment-Public Service	0	0.00	0	0.00	0	0	0	1,572,978	1,572,978
45-9990-0800 Budget Adjustment-Scholarship	0	0.00	0	0.00	0	0	0	350,000	350,000
<b>TOTAL</b>	<b>0</b>	<b>0.00</b>	<b>0</b>	<b>0.00</b>	<b>0</b>	<b>0</b>	<b>0</b>	<b>7,994,044</b>	<b>7,994,044</b>

**UNO-Trust-Grant/Cont/Loan/End-798 Trust/Restricted**

COST OBJECT	Dollar	FACULTY FTE	NON FACULTY Dollar	FTE	EMPLOYEE BENEFITS	PERSONAL SERVICE CREDITS	TOTAL PERSONAL SERVICES	TOTAL OPERATING EXPENSES	TOTAL
46-9990-0000 Budget Adjustment-Agency	0	0.00	0	0.00	0	0	0	11,969,041	11,969,041
46-9990-0100 Budget Adjustment-Instruction	0	0.00	0	0.00	0	0	0	2,453,544	2,453,544
46-9990-0200 Budget Adjustment-Research	0	0.00	0	0.00	0	0	0	2,333,619	2,333,619
46-9990-0300 Budget Adjustment-Public Service	0	0.00	0	0.00	0	0	0	1,838,770	1,838,770
46-9990-0400 Budget Adjustment-Academic Support	0	0.00	0	0.00	0	0	0	818,775	818,775
46-9990-0500 Budget Adjustment-Student Service	0	0.00	0	0.00	0	0	0	10,000	10,000
46-9990-0600 Budget Adjustment-Institutional Admin	0	0.00	0	0.00	0	0	0	226,177	226,177
46-9990-0700 Budget Adjustment-Physical Plant	0	0.00	0	0.00	0	0	0	65,000	65,000
46-9990-0800 Budget Adjustment-Scholarship	0	0.00	0	0.00	0	0	0	3,266,000	3,266,000
47-9990-0000 Budget Adjustment	0	0.00	407	0.00	0	0	0	1,136,959	1,136,959

COST OBJECT LISTING BY SUB PROGRAM  
 2014-2015 GENERAL OPERATING BUDGET  
 UNIVERSITY OF NEBRASKA AT OMAHA

SUBPROGRAM #/NAME: 99 Income Activity

TOTAL	0	0.00	0	0.00	0	0	0	0	24,117,885	24,117,885
SUB PROGRAM TOTAL	0	0	0	0	0	0	0	0	116,471,483	116,471,483



COST OBJECT LISTING BY SUB PROGRAM  
2014-2015 GENERAL OPERATING BUDGET  
UNIVERSITY OF NEBRASKA AT KEARNEY

**SUBPROGRAM #/NAME: 01 Academics Affairs**

**UNK-State General Fund-751 State & University Generated/Unrestricted**

COST OBJECT	Dollar	FACULTY		NON FACULTY		EMPLOYEE BENEFITS	PERSONAL SERVICE CREDITS	TOTAL PERSONAL SERVICES	TOTAL OPERATING EXPENSES	TOTAL
		FTE	Dollar	FTE	Dollar					
51-0101-0100 VC Academic Affairs	0	0.00	406,271	4.36	101,426	0	507,697	24,339	532,036	
51-0102-0100 SVCAA-Diversity Funds	0	0.00	30,091	0.00	4,763	0	34,854	0	34,854	
51-0102-0200 Assessment	22,929	0.00	73,519	1.10	22,905	0	119,353	16,106	135,459	
51-0102-0300 Artists And Lecturers	0	0.00	0	0.00	0	0	0	16,561	16,561	
51-0102-0400 World Affairs Conference	0	0.00	10,483	0.25	3,127	0	13,610	2,331	15,941	
51-0102-0600 SVCAA-Permanent Salary Savings	81,354	0.00	0	0.00	12,878	0	94,232	0	94,232	
51-0102-0700 Academic Catalog	0	0.00	0	0.00	0	0	0	13,583	13,583	
51-0199-0300 Interim Cash Fund Budget Adj	0	0.00	0	0.00	0	0	0	4,566,647	4,566,647	
51-0199-0400 Campus Priority Funding	0	0.00	0	0.00	0	0	0	53,782	53,782	
51-0199-0500 Budget Adj - Benefits	0	0.00	3,600	0.00	89,463	0	93,063	1,000	94,063	
51-0199-0900 Research Incentive Allocation-Campus	0	0.00	0	0.00	0	0	0	20,000	20,000	
<b>TOTAL</b>	<b>104,283</b>	<b>0.00</b>	<b>523,964</b>	<b>5.71</b>	<b>234,562</b>	<b>0</b>	<b>862,809</b>	<b>4,714,349</b>	<b>5,577,158</b>	

**UNK-State General Fund-751 Revolving/Designated**

COST OBJECT	Dollar	FACULTY		NON FACULTY		EMPLOYEE BENEFITS	PERSONAL SERVICE CREDITS	TOTAL PERSONAL SERVICES	TOTAL OPERATING EXPENSES	TOTAL
		FTE	Dollar	FTE	Dollar					
52-0102-0200 Non Res Dist Tuit Diff-Web	0	0.00	0	0.24	0	0	0	0	0	
52-0199-0500 Budget Adjustment Revolving - Instructio	312,120	0.37	1,075,343	0.26	129,264	0	1,516,727	1,053,550	2,570,277	
52-0199-0600 Budget Adjustment Revolving - Academic S	0	0.00	0	0.00	0	0	0	455,440	455,440	
<b>TOTAL</b>	<b>312,120</b>	<b>0.37</b>	<b>1,075,343</b>	<b>0.50</b>	<b>129,264</b>	<b>0</b>	<b>1,516,727</b>	<b>1,508,990</b>	<b>3,025,717</b>	

**UNK-State General Fund-751 Cash & Student Contracts/Designated**

COST OBJECT	Dollar	FACULTY		NON FACULTY		EMPLOYEE BENEFITS	PERSONAL SERVICE CREDITS	TOTAL PERSONAL SERVICES	TOTAL OPERATING EXPENSES	TOTAL
		FTE	Dollar	FTE	Dollar					
51-0199-0800 Research Incentive Allocation-Department	0	0.00	0	0.00	0	0	0	160,000	160,000	
<b>TOTAL</b>	<b>0</b>	<b>0.00</b>	<b>0</b>	<b>0.00</b>	<b>0</b>	<b>0</b>	<b>0</b>	<b>160,000</b>	<b>160,000</b>	

**UNK-Trust-Grant/Cont/Loan/End-758 Trust/Restricted**

COST OBJECT	Dollar	FACULTY		NON FACULTY		EMPLOYEE BENEFITS	PERSONAL SERVICE CREDITS	TOTAL PERSONAL SERVICES	TOTAL OPERATING EXPENSES	TOTAL
		FTE	Dollar	FTE	Dollar					
56-0102-0003007 LKD-Thompson Scholars 2012-2013	0	0.00	0	0.00	0	0	0	0	0	
56-0102-0003008 Thompson Scholars 2013-2014	0	0.00	0	0.00	0	0	0	0	0	
56-0102-0003009 Thompson Scholars 2014-2015	0	0.00	177,036	4.00	59,212	0	236,248	0	236,248	
57-0102-0001001 Martin Faculty Chair	1,750	0.00	0	0.00	0	0	1,750	0	1,750	
57-0102-0002001 Reynolds Chair-Engl	15,000	0.00	0	0.00	0	0	15,000	0	15,000	
<b>TOTAL</b>	<b>16,750</b>	<b>0.00</b>	<b>177,036</b>	<b>4.00</b>	<b>59,212</b>	<b>0</b>	<b>252,998</b>	<b>0</b>	<b>252,998</b>	

**SUB PROGRAM TOTAL 433,153 0 1,776,343 10 423,038 0 2,632,534 6,383,339 9,015,873**

**SUBPROGRAM #/NAME: 05 College of Natural and Social Sciences**

**UNK-State General Fund-751 State & University Generated/Unrestricted**

COST OBJECT	Dollar	FACULTY		NON FACULTY		EMPLOYEE BENEFITS	PERSONAL SERVICE CREDITS	TOTAL PERSONAL SERVICES	TOTAL OPERATING EXPENSES	TOTAL
		FTE	Dollar	FTE	Dollar					
51-0501-0100 Dean College of Natural & Social Science	2,040	0.00	285,573	4.00	82,746	0	370,359	4,463	374,822	
51-0502-0100 NSS Priority Program Enhancements	2,553	0.00	0	0.00	403	0	2,956	9,500	12,456	
51-0502-0102 NSS Priority Pgm-Chem Facilities Upgrade	0	0.00	0	0.25	0	0	0	65,000	65,000	
51-0502-0113 NSS Priority Pgm-PSY Human Subject Coord	0	0.00	3,837	0.00	0	0	3,837	0	3,837	
51-0502-0114 NSS Priority Pgm-Health Programs Travel	0	0.00	0	0.00	0	0	0	15,500	15,500	
			409							

COST OBJECT LISTING BY SUB PROGRAM  
 2014-2015 GENERAL OPERATING BUDGET  
 UNIVERSITY OF NEBRASKA AT KEARNEY

**SUBPROGRAM #/NAME: 05 College of Natural and Social Sciences**

**UNK-State General Fund-751 State & University Generated/Unrestricted**

COST OBJECT	Dollar	FACULTY	NON FACULTY		EMPLOYEE BENEFITS	PERSONAL	TOTAL	TOTAL	TOTAL
		FTE	Dollar	FTE		SERVICE CREDITS	PERSONAL SERVICES	OPERATING EXPENSES	
51-0502-0115 NSS Priority Pgm-SOWK Prof Travel	0	0.00	0	0.00	0	0	0	4,000	4,000
51-0502-0117 NSS Priority Pgm-Intern Stipends	0	0.00	0	0.00	0	0	0	4,000	4,000
51-0502-0118 NSS Priority Pgm-CSIS Faculty	24,995	0.28	0	0.00	7,192	0	32,187	0	32,187
51-0502-0119 NSS Priority Pgm-SOWK Faculty	60,907	1.00	0	0.00	21,658	0	82,565	0	82,565
51-0502-0121 NSS Priority Pgm-Public Health Faculty	47,861	1.00	0	0.00	13,770	0	61,631	0	61,631
51-0502-0122 NSS Priority Pgm-Health Science GA	0	0.00	9,900	0.33	0	0	9,900	1,879	11,779
51-0502-0123 NSS Priority Pgm-Bio Facilities Upgrade	0	0.00	0	0.00	0	0	0	65,000	65,000
51-0502-0200 Natural/Social Sciences General	0	0.00	16,960	1.30	0	0	16,960	87,638	104,598
51-0502-0501 NSS Diversity-Chem Fac Salary Enhancemnt	45,721	0.78	0	0.00	16,895	0	62,616	0	62,616
51-0502-7124 NSS Priority Pgm-SOWK Child Welfare Pos	61,743	1.00	0	0.00	20,839	0	82,582	9,187	91,769
51-0502-7125 NSS Priority Pgm-Chemistry Faculty	0	1.00	0	0.00	0	0	0	100,000	100,000
51-0502-7126 NSS Priority Pgm-History Faculty	44,202	1.00	0	0.00	13,181	0	57,383	259	57,642
51-0502-7127 NSS Priority Pgm-SOWK Program Growth	0	0.00	0	0.00	0	0	0	90,000	90,000
51-0510-0100 Biology	892,581	12.60	82,455	2.10	309,888	0	1,284,924	38,651	1,323,575
51-0510-8001 Non Res Dist Tuit Diff-Biology	0	1.50	0	2.00	0	0	0	0	0
51-0511-0100 Chemistry	467,127	7.82	103,984	2.67	201,157	0	772,268	40,831	813,099
51-0512-0100 Computer Science	252,212	2.32	58,440	1.08	92,169	0	402,821	22,366	425,187
51-0513-0100 Criminal Justice	306,059	4.60	43,623	0.96	115,661	0	465,343	10,518	475,861
51-0513-8801 OWW Grant-BS CJUS	0	0.00	0	0.25	0	0	0	0	0
51-0514-0100 Geography	312,747	4.60	53,669	1.12	118,664	0	485,080	15,779	500,859
51-0515-0100 Health Science Programs	0	0.00	126,871	3.22	47,946	0	174,817	6,763	181,580
51-0516-0100 History	561,229	7.60	72,247	1.50	197,441	0	830,917	12,365	843,282
51-0516-8001 Non Res Dist Tuit Diff-History	0	0.00	0	0.00	0	0	0	0	0
51-0517-0100 Mathematics	577,810	9.60	64,367	1.65	220,095	0	862,272	22,895	885,167
51-0518-0100 Physics/Physical Science	264,058	4.60	59,905	1.66	116,253	0	440,216	28,252	468,468
51-0519-0100 Political Science	479,548	7.35	44,882	0.96	143,911	0	668,341	12,596	680,937
51-0520-0100 Psychology	541,922	6.60	70,061	1.73	208,640	0	820,623	19,267	839,890
51-0521-0100 Sociology	325,356	4.60	48,472	0.94	100,543	0	474,371	8,152	482,523
51-0521-8001 Non Res Dist Tuit Diff-Sociology	0	0.00	0	0.50	0	0	0	0	0
51-0522-0100 Social Work	201,173	3.60	59,731	1.18	82,085	0	342,989	8,028	351,017
51-0599-0200 College of Nat/Soc Sci Unallocated	826,182	10.50	10,353	0.00	239,204	0	1,075,739	0	1,075,739
<b>TOTAL</b>	<b>6,298,026</b>	<b>93.95</b>	<b>1,215,330</b>	<b>29.40</b>	<b>2,370,341</b>	<b>0</b>	<b>9,883,697</b>	<b>702,889</b>	<b>10,586,586</b>

**UNK-State General Fund-751 Revolving/Designated**

COST OBJECT	Dollar	FACULTY	NON FACULTY		EMPLOYEE BENEFITS	PERSONAL	TOTAL	TOTAL	TOTAL
		FTE	Dollar	FTE		SERVICE CREDITS	PERSONAL SERVICES	OPERATING EXPENSES	
52-0510-0900 Non Res Dist Tuit Diff-Biology	0	0.00	0	0.50	0	0	0	0	0
<b>TOTAL</b>	<b>0</b>	<b>0.00</b>	<b>0</b>	<b>0.50</b>	<b>0</b>	<b>0</b>	<b>0</b>	<b>0</b>	<b>0</b>

**UNK-Trust-Grant/Cont/Loan/End-758 Trust/Restricted**

COST OBJECT	Dollar	FACULTY	NON FACULTY		EMPLOYEE BENEFITS	PERSONAL	TOTAL	TOTAL	TOTAL
		FTE	Dollar	FTE		SERVICE CREDITS	PERSONAL SERVICES	OPERATING EXPENSES	
56-0510-0036010 Limnological Assmnt Harlan Cty Res 2013	0	0.00	0	0.00	0	0	0	0	0
57-0511-0001001 Fox Chair-Chemistry	5,758	0.00	0	0.00	1,512	0	7,270	0	7,270
57-0516-0002001 Foun - History	3,459	0.00	0	0.00	536	0	3,995	0	3,995
<b>TOTAL</b>	<b>9,217</b>	<b>0.00</b>	<b>0</b>	<b>0.00</b>	<b>2,048</b>	<b>0</b>	<b>11,265</b>	<b>0</b>	<b>11,265</b>

<b>SUB PROGRAM TOTAL</b>	<b>6,307,243</b>	<b>94</b>	<b>1,215,330</b>	<b>30</b>	<b>2,372,389</b>	<b>0</b>	<b>9,894,962</b>	<b>702,889</b>	<b>10,597,851</b>
--------------------------	------------------	-----------	------------------	-----------	------------------	----------	------------------	----------------	-------------------

COST OBJECT LISTING BY SUB PROGRAM  
2014-2015 GENERAL OPERATING BUDGET  
UNIVERSITY OF NEBRASKA AT KEARNEY

**SUBPROGRAM #/NAME: 06 College of Business Administration**

**UNK-State General Fund-751 State & University Generated/Unrestricted**

COST OBJECT	Dollar	FACULTY	NON FACULTY		EMPLOYEE BENEFITS	PERSONAL	TOTAL	TOTAL	TOTAL
		FTE	Dollar	FTE		SERVICE CREDITS	PERSONAL SERVICES	OPERATING EXPENSES	
51-0601-0100 Dean College of Business/Technology	0	0.00	246,697	2.60	67,827	0	314,524	5,475	319,999
51-0602-0200 Business/Technology General	0	0.00	108,523	3.94	31,264	0	139,787	80,723	220,510
51-0602-0400 West Center Computer Lab	0	0.00	69,733	1.15	22,610	0	92,343	20,350	112,693
51-0602-0700 Military Science	0	0.00	0	0.00	0	0	0	2,500	2,500
51-0602-8002 NRDTD-BS in Business Administration	0	0.00	0	0.10	0	0	0	0	0
51-0610-0100 Accounting/Finance	918,951	8.60	81,786	1.57	255,969	0	1,256,706	27,000	1,283,706
51-0612-0100 Economics	394,099	6.10	66,981	1.52	149,309	0	610,389	21,300	631,689
51-0613-0100 Family Studies & Interior Design	444,186	5.60	65,617	1.55	203,063	0	712,866	20,600	733,466
51-0613-0200 Family Studies/Int Design Priority Pgm	55,807	1.00	0	0.00	16,591	0	72,398	0	72,398
51-0614-0100 Industrial Technology	820,271	11.32	84,896	1.93	301,921	0	1,207,088	29,000	1,236,088
51-0614-0300 Industrial Technology Priority Program	25,739	0.28	30,275	0.62	20,538	0	76,552	0	76,552
51-0614-8001 Non Res Dist Tuit Diff-Industrial Tech	0	0.00	0	1.00	0	0	0	0	0
51-0615-0100 Management	656,460	7.60	73,534	1.65	194,646	0	924,640	19,250	943,890
51-0616-0100 MBA Program	0	0.00	47,670	0.55	13,838	0	61,508	2,500	64,008
51-0616-0200 MBA Priority Program	0	0.00	27,648	1.00	12,347	0	39,995	0	39,995
51-0618-0100 Marketing/MIS	477,698	5.85	74,470	1.52	153,033	0	705,201	18,000	723,201
51-0618-0200 Marketing/MIS Priority Program	26,763	0.25	0	0.00	6,093	0	32,856	0	32,856
51-0618-0300 Supply Chain Management	0	0.00	0	0.00	0	0	0	0	0
51-0699-0200 College of Business/Technology Unallocat	776,228	7.00	5,033	0.00	213,706	0	994,967	0	994,967
<b>TOTAL</b>	<b>4,596,202</b>	<b>53.60</b>	<b>982,863</b>	<b>20.70</b>	<b>1,662,755</b>	<b>0</b>	<b>7,241,820</b>	<b>246,698</b>	<b>7,488,518</b>

**UNK-Trust-Grant/Cont/Loan/End-758 Trust/Restricted**

COST OBJECT	Dollar	FACULTY	NON FACULTY		EMPLOYEE BENEFITS	PERSONAL	TOTAL	TOTAL	TOTAL
		FTE	Dollar	FTE		SERVICE CREDITS	PERSONAL SERVICES	OPERATING EXPENSES	
57-0602-0002001 Foun-Becker Reim	18,000	0.00	0	0.00	0	0	18,000	0	18,000
<b>TOTAL</b>	<b>18,000</b>	<b>0.00</b>	<b>0</b>	<b>0.00</b>	<b>0</b>	<b>0</b>	<b>18,000</b>	<b>0</b>	<b>18,000</b>

**SUB PROGRAM TOTAL      4,614,202                  54                  982,863                  21                  1,662,755                  0                  7,259,820                  246,698                  7,506,518**

**SUBPROGRAM #/NAME: 07 College of Fine Arts & Humanities**

**UNK-State General Fund-751 State & University Generated/Unrestricted**

COST OBJECT	Dollar	FACULTY	NON FACULTY		EMPLOYEE BENEFITS	PERSONAL	TOTAL	TOTAL	TOTAL
		FTE	Dollar	FTE		SERVICE CREDITS	PERSONAL SERVICES	OPERATING EXPENSES	
51-0701-0100 Dean College of Fine Arts/Humanities	0	0.00	228,439	2.50	49,777	0	278,216	4,463	282,679
51-0702-0100 FAH Priority Program Enhancements	4,245	0.00	1,396	0.00	892	0	6,533	106,481	113,014
51-0702-0200 Fine Arts/Humanities General	0	0.00	65,534	1.76	13,233	0	78,767	64,905	143,672
51-0710-0100 Art	529,756	7.60	74,407	2.13	216,208	0	820,371	31,774	852,145
51-0710-0300 Art/FAH Priority Program Enhancements	0	0.00	0	0.00	0	0	0	20,000	20,000
51-0710-8001 Non Res Dist Tuit Diff Art & Art History	0	1.00	0	0.00	0	0	0	0	0
51-0711-0100 English	888,450	14.10	75,534	1.66	343,793	0	1,307,777	36,358	1,344,135
51-0711-0200 Reynolds Reading Series	0	0.00	0	0.00	0	0	0	10,000	10,000
51-0711-0300 Master of Fine Arts in Writing	0	0.00	19,498	0.50	10,380	0	29,878	0	29,878
51-0712-0100 Communications	632,053	11.48	83,248	2.07	218,840	0	934,141	31,428	965,569
51-0712-0200 University Newspaper	0	0.00	19,579	1.36	0	0	19,579	10,581	30,160
51-0712-0300 Forensics Trips	0	0.00	0	0.00	0	0	0	7,657	7,657
51-0712-0500 Communications/FAH Priority Pgm Enhance	0	0.00	0	0.00	0	0	0	20,000	20,000
51-0712-7520 Communications Diversity Funds-New Hires	5,985	0.12	0	0.00	2,160	0	8,145	0	8,145
51-0713-0100 Modern Languages	393,191	6.10	67,236	1.56	147,460	0	607,887	11,242	619,129
51-0713-0200 Translation/Interpretation Program	0	0.00	411 <sup>0</sup>	0.00	0	0	0	998	998

COST OBJECT LISTING BY SUB PROGRAM  
 2014-2015GENERAL OPERATING BUDGET  
 UNIVERSITY OF NEBRASKA AT KEARNEY

**SUBPROGRAM #/NAME: 07 College of Fine Arts & Humanities**

**UNK-State General Fund-751 State & University Generated/Unrestricted**

COST OBJECT	Dollar	FACULTY	NON FACULTY		EMPLOYEE BENEFITS	PERSONAL SERVICE CREDITS	TOTAL PERSONAL SERVICES	TOTAL OPERATING EXPENSES	TOTAL
		FTE	Dollar	FTE					
51-0714-0100 Music	926,455	14.15	132,169	3.10	334,397	0	1,393,021	51,956	1,444,977
51-0714-0200 Music Trips	0	0.00	0	0.00	0	0	0	10,950	10,950
51-0714-0300 Opera	0	0.00	1,811	0.11	0	0	1,811	200	2,011
51-0714-0400 Theater	285,411	4.00	37,310	1.23	119,565	0	442,286	9,255	451,541
51-0714-0500 Theatre Productions	0	0.00	12,319	0.79	0	0	12,319	16,411	28,730
51-0714-0600 Music/FAH Priority Program Enhancements	43,689	0.75	14,561	0.25	10,352	0	68,602	10,000	78,602
51-0714-0800 UNK String Project	0	0.00	0	0.00	0	0	0	1,500	1,500
51-0715-0100 Philosophy	244,314	3.00	1,944	0.00	70,133	0	316,391	3,259	319,650
51-0799-0200 College of Fine Arts/Hum Unallocated	935,227	10.00	8,894	0.00	295,976	0	1,240,097	0	1,240,097
<b>TOTAL</b>	<b>4,888,776</b>	<b>72.30</b>	<b>843,879</b>	<b>19.02</b>	<b>1,833,166</b>	<b>0</b>	<b>7,565,821</b>	<b>459,418</b>	<b>8,025,239</b>

**UNK-State General Fund-751 Revolving/Designated**

COST OBJECT	Dollar	FACULTY	NON FACULTY		EMPLOYEE BENEFITS	PERSONAL SERVICE CREDITS	TOTAL PERSONAL SERVICES	TOTAL OPERATING EXPENSES	TOTAL
		FTE	Dollar	FTE					
52-0717-0200 Acad Success Fee-Writing Ctr/Lrn Commons	0	0.00	0	2.36	0	0	0	0	0
<b>TOTAL</b>	<b>0</b>	<b>0.00</b>	<b>0</b>	<b>2.36</b>	<b>0</b>	<b>0</b>	<b>0</b>	<b>0</b>	<b>0</b>

**UNK-Trust-Grant/Cont/Loan/End-758 Trust/Restricted**

COST OBJECT	Dollar	FACULTY	NON FACULTY		EMPLOYEE BENEFITS	PERSONAL SERVICE CREDITS	TOTAL PERSONAL SERVICES	TOTAL OPERATING EXPENSES	TOTAL
		FTE	Dollar	FTE					
57-0715-0001001 Foun - Philosophy	0	0.00	0	0.00	0	0	0	0	0
57-0715-0002001 Foun-Inklings Chair in Philosophy & Lit	0	0.00	0	0.00	0	0	0	0	0
57-0715-0003001 Foun-Albert Magnus Chair	0	0.00	0	0.00	0	0	0	0	0
<b>TOTAL</b>	<b>0</b>	<b>0.00</b>	<b>0</b>	<b>0.00</b>	<b>0</b>	<b>0</b>	<b>0</b>	<b>0</b>	<b>0</b>

**SUB PROGRAM TOTAL 4,888,776 72 843,879 21 1,833,166 0 7,565,821 459,418 8,025,239**

**SUBPROGRAM #/NAME: 10 College of Education**

**UNK-State General Fund-751 State & University Generated/Unrestricted**

COST OBJECT	Dollar	FACULTY	NON FACULTY		EMPLOYEE BENEFITS	PERSONAL SERVICE CREDITS	TOTAL PERSONAL SERVICES	TOTAL OPERATING EXPENSES	TOTAL
		FTE	Dollar	FTE					
51-1001-0100 Dean College of Education	0	0.00	219,995	2.76	52,735	0	272,730	12,685	285,415
51-1002-0100 Education General	0	0.00	8,527	0.50	0	0	8,527	27,255	35,782
51-1002-0200 COE - Educator Certification Office	0	0.00	122,914	3.56	42,147	0	165,061	9,500	174,561
51-1002-0201 Educ Cert Office-Transition to Teaching	0	0.00	46,376	2.00	17,137	0	63,513	0	63,513
51-1010-0100 Communication Disorders	335,822	5.88	65,167	1.47	114,962	0	515,951	16,500	532,451
51-1010-0200 CDIS Priority Program	45,368	0.72	0	0.00	7,666	0	53,034	13,000	66,034
51-1011-0100 Counseling & School Psychology	436,489	6.96	67,636	1.43	157,614	0	661,739	20,500	682,239
51-1011-7520 Couns-Sch Psych Diversity Funds	11,375	0.14	0	0.00	3,289	0	14,664	0	14,664
51-1012-0100 COE IT Equipment	0	0.00	80,087	2.06	28,779	0	108,866	20,350	129,216
51-1012-0200 Education - Marketing/Recruitment	0	0.00	0	0.00	0	0	0	2,000	2,000
51-1012-0300 Education	0	0.00	0	0.00	0	0	0	38,000	38,000
51-1013-0200 Educational Administration	254,809	3.60	42,206	0.90	78,100	0	375,115	8,000	383,115
51-1015-0200 HPER & LS Priority Program	128,809	2.30	0	0.00	41,127	0	169,936	13,500	183,436
51-1015-0300 Health/Physical Education & Recreation	773,643	13.54	81,661	2.15	291,140	0	1,146,444	37,600	1,184,044
51-1015-0600 HPERLS Diversity Funds	13,475	0.24	10,739	0.18	6,172	0	30,386	0	30,386
51-1015-7101 KSS Priority Pgm Ath Training Educator	0	0.00	0	0.00	0	0	0	73,000	73,000
51-1016-0100 Learning Strategies	0	0.00	144,876	4.06	39,510	0	184,386	1,154	185,540

COST OBJECT LISTING BY SUB PROGRAM  
2014-2015 GENERAL OPERATING BUDGET  
UNIVERSITY OF NEBRASKA AT KEARNEY

**SUBPROGRAM #/NAME: 10 College of Education**

**UNK-State General Fund-751 State & University Generated/Unrestricted**

COST OBJECT	Dollar	FACULTY	NON FACULTY		EMPLOYEE BENEFITS	PERSONAL SERVICE CREDITS	TOTAL PERSONAL SERVICES	TOTAL OPERATING EXPENSES	TOTAL
		FTE	Dollar	FTE					
51-1017-0100 Teacher Education	1,321,461	20.73	131,883	3.33	457,624	0	1,910,968	49,000	1,959,968
51-1019-0100 Teacher Ed Priority Program	159,446	2.47	30,095	0.75	58,903	0	248,444	87,678	336,122
51-1019-8001 Non Res Dist Tuit Diff-Teacher Education	0	0.00	0	0.00	0	0	0	0	0
51-1099-0200 College of Education Unallocated	537,531	4.26	65,914	0.60	178,549	0	781,994	0	781,994
<b>TOTAL</b>	<b>4,018,228</b>	<b>60.84</b>	<b>1,118,076</b>	<b>25.75</b>	<b>1,575,454</b>	<b>0</b>	<b>6,711,758</b>	<b>429,722</b>	<b>7,141,480</b>

**UNK-State General Fund-751 Revolving/Designated**

COST OBJECT	Dollar	FACULTY	NON FACULTY		EMPLOYEE BENEFITS	PERSONAL SERVICE CREDITS	TOTAL PERSONAL SERVICES	TOTAL OPERATING EXPENSES	TOTAL
		FTE	Dollar	FTE					
52-1002-0100 PPST Testing	0	0.00	0	0.54	0	0	0	0	0
52-1002-0400 Transitional Teacher Certification Progr	0	0.00	0	0.00	0	0	0	0	0
<b>TOTAL</b>	<b>0</b>	<b>0.00</b>	<b>0</b>	<b>0.54</b>	<b>0</b>	<b>0</b>	<b>0</b>	<b>0</b>	<b>0</b>

**UNK-Trust-Grant/Cont/Loan/End-758 Trust/Restricted**

COST OBJECT	Dollar	FACULTY	NON FACULTY		EMPLOYEE BENEFITS	PERSONAL SERVICE CREDITS	TOTAL PERSONAL SERVICES	TOTAL OPERATING EXPENSES	TOTAL
		FTE	Dollar	FTE					
56-1010-0006001 Scottish Rite Fn-Rite Care Clinic 13-15	41,709	1.00	0	0.00	15,536	0	57,245	0	57,245
56-1015-0028002 Nebraska On the Move Program Income	0	0.00	0	0.00	0	0	0	0	0
<b>TOTAL</b>	<b>41,709</b>	<b>1.00</b>	<b>0</b>	<b>0.00</b>	<b>15,536</b>	<b>0</b>	<b>57,245</b>	<b>0</b>	<b>57,245</b>
<b>SUB PROGRAM TOTAL</b>	<b>4,059,937</b>	<b>62</b>	<b>1,118,076</b>	<b>26</b>	<b>1,590,990</b>	<b>0</b>	<b>6,769,003</b>	<b>429,722</b>	<b>7,198,725</b>

**SUBPROGRAM #/NAME: 12 College of Graduate Studies**

**UNK-State General Fund-751 State & University Generated/Unrestricted**

COST OBJECT	Dollar	FACULTY	NON FACULTY		EMPLOYEE BENEFITS	PERSONAL SERVICE CREDITS	TOTAL PERSONAL SERVICES	TOTAL OPERATING EXPENSES	TOTAL
		FTE	Dollar	FTE					
51-1201-0100 Dean Graduate Studies/Research	0	0.00	278,113	3.17	66,133	0	344,246	9,367	353,613
51-1202-0100 Graduate Studies/Research	0	0.00	560,811	17.93	24,861	0	585,672	21,114	606,786
51-1202-0200 Platte Valley Review	0	0.00	0	0.00	0	0	0	131	131
51-1202-0300 GS eCampus Video & Audio Services	0	0.00	0	0.00	0	0	0	0	0
51-1210-9001 Individual Project Research	45,549	0.75	17,436	1.09	18,150	0	81,135	21,501	102,636
51-1211-0100 Sponsored Programs	10,572	0.00	132,771	2.50	36,589	0	179,932	0	179,932
51-1211-0300 Sponsored Programs Priority Program	0	0.00	0	0.00	0	0	0	130,091	130,091
<b>TOTAL</b>	<b>56,121</b>	<b>0.75</b>	<b>989,131</b>	<b>24.69</b>	<b>145,733</b>	<b>0</b>	<b>1,190,985</b>	<b>182,204</b>	<b>1,373,189</b>

**UNK-State General Fund-751 Revolving/Designated**

COST OBJECT	Dollar	FACULTY	NON FACULTY		EMPLOYEE BENEFITS	PERSONAL SERVICE CREDITS	TOTAL PERSONAL SERVICES	TOTAL OPERATING EXPENSES	TOTAL
		FTE	Dollar	FTE					
52-1202-0200 Undergrad Research Fellows Program Fee	0	0.00	0	0.60	0	0	0	0	0
52-1299-0500 Budget Adjustment Revolving - Research	0	0.00	146,675	0.00	7,886	0	154,561	77,151	231,712
<b>TOTAL</b>	<b>0</b>	<b>0.00</b>	<b>146,675</b>	<b>0.60</b>	<b>7,886</b>	<b>0</b>	<b>154,561</b>	<b>77,151</b>	<b>231,712</b>
<b>SUB PROGRAM TOTAL</b>	<b>56,121</b>	<b>1</b>	<b>1,135,806</b>	<b>25</b>	<b>153,619</b>	<b>0</b>	<b>1,345,546</b>	<b>259,355</b>	<b>1,604,901</b>

**SUBPROGRAM #/NAME: 16 University Libraries**

COST OBJECT LISTING BY SUB PROGRAM  
 2014-2015 GENERAL OPERATING BUDGET  
 UNIVERSITY OF NEBRASKA AT KEARNEY

**SUBPROGRAM #/NAME: 16 University Libraries**

**UNK-State General Fund-751 State & University Generated/Unrestricted**

COST OBJECT	Dollar	FACULTY	NON FACULTY		EMPLOYEE BENEFITS	PERSONAL SERVICE CREDITS	TOTAL PERSONAL SERVICES	TOTAL OPERATING EXPENSES	TOTAL
		FTE	Dollar	FTE					
51-1601-0100 Libraries	569,434	8.65	758,769	20.92	378,719	0	1,706,922	673,342	2,380,264
51-1602-7520 Libraries Diversity-New Hires	16,715	0.35	0	0.00	4,078	0	20,793	0	20,793
51-1699-0500 Budget Adj - Academic Support Library	30,140	0.00	0	0.00	4,771	0	34,911	0	34,911
<b>TOTAL</b>	<b>616,289</b>	<b>9.00</b>	<b>758,769</b>	<b>20.92</b>	<b>387,568</b>	<b>0</b>	<b>1,762,626</b>	<b>673,342</b>	<b>2,435,968</b>

**UNK-State General Fund-751 Revolving/Designated**

COST OBJECT	Dollar	FACULTY	NON FACULTY		EMPLOYEE BENEFITS	PERSONAL SERVICE CREDITS	TOTAL PERSONAL SERVICES	TOTAL OPERATING EXPENSES	TOTAL
		FTE	Dollar	FTE					
52-1602-0100 Library Enhancement Fee	0	0.00	0	0.00	0	0	0	700,000	700,000
<b>TOTAL</b>	<b>0</b>	<b>0.00</b>	<b>0</b>	<b>0.00</b>	<b>0</b>	<b>0</b>	<b>0</b>	<b>700,000</b>	<b>700,000</b>

<b>SUB PROGRAM TOTAL</b>	<b>616,289</b>	<b>9</b>	<b>758,769</b>	<b>21</b>	<b>387,568</b>	<b>0</b>	<b>1,762,626</b>	<b>1,373,342</b>	<b>3,135,968</b>
--------------------------	----------------	----------	----------------	-----------	----------------	----------	------------------	------------------	------------------

**SUBPROGRAM #/NAME: 21 Summer Sessions**

**UNK-State General Fund-751 State & University Generated/Unrestricted**

COST OBJECT	Dollar	FACULTY	NON FACULTY		EMPLOYEE BENEFITS	PERSONAL SERVICE CREDITS	TOTAL PERSONAL SERVICES	TOTAL OPERATING EXPENSES	TOTAL
		FTE	Dollar	FTE					
51-2101-0100 Summer Academic Affairs - Even Year	0	0.00	0	0.00	0	0	0	0	0
51-2101-0101 Summer Academic Affairs - Odd Year	1,086,414	13.53	0	0.00	295,850	0	1,382,264	0	1,382,264
<b>TOTAL</b>	<b>1,086,414</b>	<b>13.53</b>	<b>0</b>	<b>0.00</b>	<b>295,850</b>	<b>0</b>	<b>1,382,264</b>	<b>0</b>	<b>1,382,264</b>

<b>SUB PROGRAM TOTAL</b>	<b>1,086,414</b>	<b>14</b>	<b>0</b>	<b>0</b>	<b>295,850</b>	<b>0</b>	<b>1,382,264</b>	<b>0</b>	<b>1,382,264</b>
--------------------------	------------------	-----------	----------	----------	----------------	----------	------------------	----------	------------------

**SUBPROGRAM #/NAME: 22 Other Instruction and Research**

**UNK-State General Fund-751 State & University Generated/Unrestricted**

COST OBJECT	Dollar	FACULTY	NON FACULTY		EMPLOYEE BENEFITS	PERSONAL SERVICE CREDITS	TOTAL PERSONAL SERVICES	TOTAL OPERATING EXPENSES	TOTAL
		FTE	Dollar	FTE					
51-2210-0100 Academic Equipment	0	0.00	0	0.00	0	0	0	33,182	33,182
51-2210-0200 Improvement of Instruction	5,474	0.00	9,710	0.13	867	0	16,051	40,003	56,054
51-2210-0400 Faculty Senate	0	0.00	233	0.01	0	0	233	1,908	2,141
51-2210-0500 General Studies	0	0.00	41,584	0.50	12,041	0	53,625	7,089	60,714
51-2210-0600 Honors Program	7,383	0.00	128,173	2.05	38,328	0	173,884	9,859	183,743
51-2210-0700 Institutional Research	0	0.00	190,685	2.46	40,248	0	230,933	6,017	236,950
51-2210-0900 Women's Studies	0	0.00	26,598	0.25	8,140	0	34,738	3,600	38,338
51-2210-1000 Center for Teaching Excellence	0	0.00	63,091	0.90	16,643	0	79,734	11,951	91,685
51-2210-1100 Program Review	0	0.00	0	0.00	0	0	0	10,000	10,000
51-2210-1300 Mortarboard	0	0.00	0	0.00	0	0	0	1,313	1,313
51-2210-1700 Ethnic Studies	0	0.00	30,132	0.25	6,098	0	36,230	5,600	41,830
51-2210-1800 International Studies	0	0.00	29,952	0.25	7,270	0	37,222	4,000	41,222
51-2210-1900 American Democracy Project	0	0.00	0	0.00	0	0	0	12,000	12,000
51-2230-0200 Nebraska Safety Center	0	0.00	132,510	1.90	34,598	0	167,108	30,000	197,108
51-2233-0100 Ctr for Rural Research & Development	0	0.00	23,002	0.64	9,227	0	32,229	0	32,229
51-2233-0200 CRRD Priority Program	0	0.00	58,880	0.90	20,711	0	79,591	9,061	88,652
51-2233-8701 RFI-Rural Sourcing	0	0.00	0	0.46	0	0	0	0	0
<b>TOTAL</b>	<b>12,857</b>	<b>0.00</b>	<b>734,550</b>	<b>10.70</b>	<b>194,171</b>	<b>0</b>	<b>941,578</b>	<b>185,583</b>	<b>1,127,161</b>

COST OBJECT LISTING BY SUB PROGRAM  
 2014-2015 GENERAL OPERATING BUDGET  
 UNIVERSITY OF NEBRASKA AT KEARNEY

**SUBPROGRAM #/NAME: 22 Other Instruction and Research**

**UNK-State General Fund-751 Revolving/Designated**

COST OBJECT	Dollar	FACULTY	NON FACULTY		EMPLOYEE BENEFITS	PERSONAL SERVICE CREDITS	TOTAL PERSONAL SERVICES	TOTAL OPERATING EXPENSES	TOTAL
		FTE	Dollar	FTE					
52-2230-0200 Traffic Safety	0	0.00	0	0.95	0	0	0	0	0
52-2230-0600 Advanced Driving Techniques	0	0.00	0	0.05	0	0	0	0	0
52-2232-0100 NBDC Revolving	0	0.00	0	1.00	0	0	0	0	0
52-2299-0500 Budget Adjustment Revolving-Comm Svc	0	0.00	340,537	0.00	28,372	0	368,909	249,630	618,539
<b>TOTAL</b>	<b>0</b>	<b>0.00</b>	<b>340,537</b>	<b>2.00</b>	<b>28,372</b>	<b>0</b>	<b>368,909</b>	<b>249,630</b>	<b>618,539</b>

**UNK-Trust-Grant/Cont/Loan/End-758 Trust/Restricted**

COST OBJECT	Dollar	FACULTY	NON FACULTY		EMPLOYEE BENEFITS	PERSONAL SERVICE CREDITS	TOTAL PERSONAL SERVICES	TOTAL OPERATING EXPENSES	TOTAL
		FTE	Dollar	FTE					
56-2230-0011002 NDMV Motorcycle Safety Site Pgm Income	0	0.00	0	0.00	0	0	0	0	0
56-2230-0022001 NDOR Pass Training 2012-2013	0	0.00	0	0.00	0	0	0	0	0
56-2230-0026001 UNMC/DHHS Certified Safe Farm Pilot Pgm	0	0.00	0	0.00	0	0	0	0	0
56-2230-0028001 UNL/NDOR NE Rural Transit 2013-2016	0	0.00	116,276	3.20	30,314	0	146,590	0	146,590
56-2232-0026001 NBDC Grand Island 2011	0	0.00	0	0.00	0	0	0	0	0
56-2232-0029001 NBDC 2013	0	0.00	0	0.00	0	0	0	0	0
56-2232-0031001 NBDC 2014	0	0.00	60,755	1.00	15,137	0	75,892	0	75,892
<b>TOTAL</b>	<b>0</b>	<b>0.00</b>	<b>177,031</b>	<b>4.20</b>	<b>45,451</b>	<b>0</b>	<b>222,482</b>	<b>0</b>	<b>222,482</b>

**SUB PROGRAM TOTAL**

<b>12,857</b>	<b>0</b>	<b>1,252,118</b>	<b>17</b>	<b>267,994</b>	<b>0</b>	<b>1,532,969</b>	<b>435,213</b>	<b>1,968,182</b>
---------------	----------	------------------	-----------	----------------	----------	------------------	----------------	------------------

**SUBPROGRAM #/NAME: 23 Student Aid**

**UNK-State General Fund-751 State & University Generated/Unrestricted**

COST OBJECT	Dollar	FACULTY	NON FACULTY		EMPLOYEE BENEFITS	PERSONAL SERVICE CREDITS	TOTAL PERSONAL SERVICES	TOTAL OPERATING EXPENSES	TOTAL
		FTE	Dollar	FTE					
51-2314-0300 Scholarships: Need Based	0	0.00	0	0.00	0	0	0	191,803	191,803
51-2314-0400 Scholarships: UG Merit Award	0	0.00	0	0.00	0	0	0	74,000	74,000
51-2314-0500 Need-Based Aid-UG	0	0.00	0	0.00	0	0	0	655,453	655,453
51-2314-0700 College Bound Nebraska	0	0.00	0	0.00	0	0	0	557,440	557,440
<b>TOTAL</b>	<b>0</b>	<b>0.00</b>	<b>0</b>	<b>0.00</b>	<b>0</b>	<b>0</b>	<b>0</b>	<b>1,478,696</b>	<b>1,478,696</b>

**UNK-State General Fund-751 Revolving/Designated**

COST OBJECT	Dollar	FACULTY	NON FACULTY		EMPLOYEE BENEFITS	PERSONAL SERVICE CREDITS	TOTAL PERSONAL SERVICES	TOTAL OPERATING EXPENSES	TOTAL
		FTE	Dollar	FTE					
52-2399-0500 Budget Adjustment Revolving-Student Aid	0	0.00	0	0.00	0	0	0	31,500	31,500
<b>TOTAL</b>	<b>0</b>	<b>0.00</b>	<b>0</b>	<b>0.00</b>	<b>0</b>	<b>0</b>	<b>0</b>	<b>31,500</b>	<b>31,500</b>

**UNK-Federal Letter of Credit-756 Federal/Restricted**

COST OBJECT	Dollar	FACULTY	NON FACULTY		EMPLOYEE BENEFITS	PERSONAL SERVICE CREDITS	TOTAL PERSONAL SERVICES	TOTAL OPERATING EXPENSES	TOTAL
		FTE	Dollar	FTE					
54-2313-2014054 FWS Job Location & Development 2013-2014	0	0.00	0	0.00	0	0	0	0	0
54-2313-2015054 FWS Job Location & Development 2014-2015	0	0.00	13,751	0.38	3,939	0	17,690	0	17,690
<b>TOTAL</b>	<b>0</b>	<b>0.00</b>	<b>13,751</b>	<b>0.38</b>	<b>3,939</b>	<b>0</b>	<b>17,690</b>	<b>0</b>	<b>17,690</b>

**SUB PROGRAM TOTAL**

<b>0</b>	<b>0</b>	<b>13,751</b>	<b>0</b>	<b>3,939</b>	<b>0</b>	<b>17,690</b>	<b>1,510,196</b>	<b>1,527,886</b>
----------	----------	---------------	----------	--------------	----------	---------------	------------------	------------------

**SUBPROGRAM #/NAME: 24 International Programs**

COST OBJECT LISTING BY SUB PROGRAM  
2014-2015 GENERAL OPERATING BUDGET  
UNIVERSITY OF NEBRASKA AT KEARNEY

**SUBPROGRAM #/NAME: 24 International Programs**

**UNK-State General Fund-751 State & University Generated/Unrestricted**

COST OBJECT	Dollar	FACULTY	NON FACULTY		EMPLOYEE BENEFITS	PERSONAL SERVICE CREDITS	TOTAL PERSONAL SERVICES	TOTAL OPERATING EXPENSES	TOTAL
		FTE	Dollar	FTE					
51-2401-0100 International Education	0	0.00	265,289	5.75	85,389	0	350,678	2,607	353,285
51-2401-0200 International Student Services	0	0.00	63,645	1.53	16,618	0	80,263	7,660	87,923
51-2401-0400 International Admissions	0	0.00	0	0.00	0	0	0	4,500	4,500
<b>TOTAL</b>	<b>0</b>	<b>0.00</b>	<b>328,934</b>	<b>7.28</b>	<b>102,007</b>	<b>0</b>	<b>430,941</b>	<b>14,767</b>	<b>445,708</b>

**UNK-State General Fund-751 Revolving/Designated**

COST OBJECT	Dollar	FACULTY	NON FACULTY		EMPLOYEE BENEFITS	PERSONAL SERVICE CREDITS	TOTAL PERSONAL SERVICES	TOTAL OPERATING EXPENSES	TOTAL
		FTE	Dollar	FTE					
52-2401-0100 International Education Revolving	0	0.00	0	1.97	0	0	0	0	0
52-2401-0600 International Student Fee	0	0.00	0	0.50	0	0	0	0	0
<b>TOTAL</b>	<b>0</b>	<b>0.00</b>	<b>0</b>	<b>2.47</b>	<b>0</b>	<b>0</b>	<b>0</b>	<b>0</b>	<b>0</b>

**SUB PROGRAM TOTAL**

**SUBPROGRAM #/NAME: 26 Continuing Studies and Public Services**

**UNK-State General Fund-751 State & University Generated/Unrestricted**

COST OBJECT	Dollar	FACULTY	NON FACULTY		EMPLOYEE BENEFITS	PERSONAL SERVICE CREDITS	TOTAL PERSONAL SERVICES	TOTAL OPERATING EXPENSES	TOTAL
		FTE	Dollar	FTE					
51-2601-0100 eCampus Office	0	0.00	104,204	2.00	28,507	0	132,711	3,172	135,883
51-2610-0100 eCampus - Academic Year	98,921	5.67	76,388	1.23	33,589	0	208,898	46,510	255,408
51-2613-0100 Video Services	0	0.00	83,714	1.78	30,513	0	114,227	0	114,227
<b>TOTAL</b>	<b>98,921</b>	<b>5.67</b>	<b>264,306</b>	<b>5.01</b>	<b>92,609</b>	<b>0</b>	<b>455,836</b>	<b>49,682</b>	<b>505,518</b>

**UNK-State General Fund-751 Revolving/Designated**

COST OBJECT	Dollar	FACULTY	NON FACULTY		EMPLOYEE BENEFITS	PERSONAL SERVICE CREDITS	TOTAL PERSONAL SERVICES	TOTAL OPERATING EXPENSES	TOTAL
		FTE	Dollar	FTE					
52-2610-0200 eCampus Distance Fee	0	0.00	0	3.17	0	0	0	0	0
52-2613-0100 UNMC-Dist Ed Tech Support	0	0.00	0	0.94	0	0	0	0	0
<b>TOTAL</b>	<b>0</b>	<b>0.00</b>	<b>0</b>	<b>4.11</b>	<b>0</b>	<b>0</b>	<b>0</b>	<b>0</b>	<b>0</b>

**SUB PROGRAM TOTAL**

**SUBPROGRAM #/NAME: 28 Museums and Art Gallery**

**UNK-State General Fund-751 State & University Generated/Unrestricted**

COST OBJECT	Dollar	FACULTY	NON FACULTY		EMPLOYEE BENEFITS	PERSONAL SERVICE CREDITS	TOTAL PERSONAL SERVICES	TOTAL OPERATING EXPENSES	TOTAL
		FTE	Dollar	FTE					
51-2810-0100 Walker Art Gallery	0	0.00	0	0.00	0	0	0	3,396	3,396
51-2810-0200 Museum of Nebraska Art	0	0.00	168,966	2.60	39,048	0	208,014	2,528	210,542
51-2811-0100 Frank House Operations	0	0.00	30,189	0.98	2,229	0	32,418	3,558	35,976
<b>TOTAL</b>	<b>0</b>	<b>0.00</b>	<b>199,155</b>	<b>3.58</b>	<b>41,277</b>	<b>0</b>	<b>240,432</b>	<b>9,482</b>	<b>249,914</b>

**SUB PROGRAM TOTAL**

**SUBPROGRAM #/NAME: 29 Academic Computing Support**



COST OBJECT LISTING BY SUB PROGRAM  
2014-2015 GENERAL OPERATING BUDGET  
UNIVERSITY OF NEBRASKA AT KEARNEY

**SUBPROGRAM #/NAME: 29 Academic Computing Support**

**UNK-State General Fund-751 State & University Generated/Unrestricted**

COST OBJECT	Dollar	FACULTY	NON FACULTY		EMPLOYEE BENEFITS	PERSONAL SERVICE CREDITS	TOTAL PERSONAL SERVICES	TOTAL OPERATING EXPENSES	TOTAL
		FTE	Dollar	FTE					
51-2910-0100 Academic Information Technology Support	0	0.00	496,535	8.28	141,582	0	638,117	0	638,117
51-2911-0100 Administrative Info Technology Services	0	0.00	379,454	6.67	96,048	0	475,502	0	475,502
<b>TOTAL</b>	<b>0</b>	<b>0.00</b>	<b>875,989</b>	<b>14.95</b>	<b>237,630</b>	<b>0</b>	<b>1,113,619</b>	<b>0</b>	<b>1,113,619</b>

**UNK-State General Fund-751 Revolving/Designated**

COST OBJECT	Dollar	FACULTY	NON FACULTY		EMPLOYEE BENEFITS	PERSONAL SERVICE CREDITS	TOTAL PERSONAL SERVICES	TOTAL OPERATING EXPENSES	TOTAL
		FTE	Dollar	FTE					
52-2910-0300 Student Technology Fee	0	0.00	491,483	1.91	34,167	0	525,650	1,224,350	1,750,000
52-2910-0311 Tech Fee-Acad ITS Allocation	0	0.00	0	2.62	0	0	0	0	0
52-2910-0313 Tech Fee-Salaries Regular	0	0.00	0	0.91	0	0	0	0	0
52-2910-0314 Tech Fee-Salaries Special	0	0.00	0	2.68	0	0	0	0	0
<b>TOTAL</b>	<b>0</b>	<b>0.00</b>	<b>491,483</b>	<b>8.12</b>	<b>34,167</b>	<b>0</b>	<b>525,650</b>	<b>1,224,350</b>	<b>1,750,000</b>

**UNK-Auxiliary-759 Auxiliaries & Services/Restricted**

COST OBJECT	Dollar	FACULTY	NON FACULTY		EMPLOYEE BENEFITS	PERSONAL SERVICE CREDITS	TOTAL PERSONAL SERVICES	TOTAL OPERATING EXPENSES	TOTAL
		FTE	Dollar	FTE					
53-2910-0200 RB Technology Services	0	0.00	0	0.00	0	0	0	70,000	70,000
53-2911-0200 RB ITS Laundry Service Expenses	0	0.00	7,639	0.14	2,695	0	10,334	0	10,334
53-2911-0300 RB ITS Cable TV Network Support	0	0.00	9,012	0.17	3,238	0	12,250	9,066	21,316
53-2950-0100 Computer Sales	0	0.00	0	0.53	0	0	0	0	0
53-2999-0500 Budget Adj-Computer Store	0	0.00	0	0.00	0	0	0	300,000	300,000
<b>TOTAL</b>	<b>0</b>	<b>0.00</b>	<b>16,651</b>	<b>0.85</b>	<b>5,933</b>	<b>0</b>	<b>22,584</b>	<b>379,066</b>	<b>401,650</b>

**SUB PROGRAM TOTAL**

<b>0</b>	<b>0</b>	<b>1,384,123</b>	<b>24</b>	<b>277,730</b>	<b>0</b>	<b>1,661,853</b>	<b>1,603,416</b>	<b>3,265,269</b>
----------	----------	------------------	-----------	----------------	----------	------------------	------------------	------------------

**SUBPROGRAM #/NAME: 33 Physical Plant Administration**

**UNK-State General Fund-751 State & University Generated/Unrestricted**

COST OBJECT	Dollar	FACULTY	NON FACULTY		EMPLOYEE BENEFITS	PERSONAL SERVICE CREDITS	TOTAL PERSONAL SERVICES	TOTAL OPERATING EXPENSES	TOTAL
		FTE	Dollar	FTE					
51-3301-0100 Facilities	0	0.00	269,357	4.79	84,432	0	353,789	24,294	378,083
51-3301-0200 Facilities Planning/Construction	0	0.00	253,842	4.76	74,653	0	328,495	11,515	340,010
51-3301-0300 Facilities Small Projects	0	0.00	0	0.00	0	0	0	1,053	1,053
51-3301-0400 Facilities Contract Maintenance	0	0.00	0	0.00	0	0	0	46,168	46,168
51-3301-0500 Campus Safety Pgms	0	0.00	39,063	1.00	13,103	0	52,166	28,726	80,892
51-3310-0100 Facilities - Central Stores	0	0.00	51,041	1.50	14,914	0	65,955	6,925	72,880
51-3311-0100 FAC Maintenance - Plumbing	0	0.00	35,497	1.00	27,325	0	62,822	26,017	88,839
51-3311-0200 Electrical Maintenance	0	0.00	83,515	2.00	35,402	0	118,917	9,800	128,717
51-3311-0500 FAC Maintenance - Carpentry/Painting	0	0.00	144,994	4.00	54,105	0	199,099	25,257	224,356
51-3312-0100 Custodial Services	0	0.00	923,688	34.31	366,536	0	1,290,224	99,953	1,390,177
51-3313-0100 Maintenance - HVAC	0	0.00	139,707	3.36	30,259	0	169,966	63,951	233,917
51-3313-0200 Utilities Systems	0	0.00	341,103	9.36	106,648	0	447,751	69,524	517,275
51-3313-0300 Building Automation Services	0	0.00	0	0.00	0	0	0	83,197	83,197
51-3314-0200 Utilities	0	0.00	0	0.00	0	0	0	3,010,138	3,010,138
51-3315-0100 Grounds Services	0	0.00	268,776	8.67	94,639	0	363,415	50,968	414,383
51-3315-0200 Maintenance - Carillon Tower	0	0.00	0	0.00	0	0	0	7,000	7,000
51-3315-0300 Maintenance - Cope Fountain	0	0.00	0	0.00	0	0	0	2,000	2,000
51-3316-0100 Motor Pool	0	0.00	47,447	1.41	17,802	0	65,249	0	65,249
51-3399-0500 Budget Adjustment - Physical Plant	0	0.00	8,985	0.00	1,422	0	10,407	25,470	35,877

COST OBJECT LISTING BY SUB PROGRAM  
 2014-2015 GENERAL OPERATING BUDGET  
 UNIVERSITY OF NEBRASKA AT KEARNEY

**SUBPROGRAM #/NAME: 33 Physical Plant Administration**

<b>TOTAL</b>		<b>0</b>	<b>0.00</b>	<b>2,607,015</b>	<b>76.15</b>	<b>921,240</b>	<b>0</b>	<b>3,528,255</b>	<b>3,591,956</b>	<b>7,120,211</b>
<b>UNK-State General Fund-751 Revolving/Designated</b>										
<b>COST OBJECT</b>	<b>Dollar</b>	<b>FACULTY FTE</b>	<b>NON FACULTY Dollar</b>	<b>FTE</b>	<b>EMPLOYEE BENEFITS</b>	<b>PERSONAL SERVICE CREDITS</b>	<b>TOTAL PERSONAL SERVICES</b>	<b>TOTAL OPERATING EXPENSES</b>	<b>TOTAL</b>	
52-3399-0500 Budget Adjustment Revolving-Physical Pla	0	0.00	2,052	0.00	171	0	2,223	47,777	50,000	
<b>TOTAL</b>	<b>0</b>	<b>0.00</b>	<b>2,052</b>	<b>0.00</b>	<b>171</b>	<b>0</b>	<b>2,223</b>	<b>47,777</b>	<b>50,000</b>	
<b>UNK-Auxiliary-759 Auxiliaries &amp; Services/Restricted</b>										
<b>COST OBJECT</b>	<b>Dollar</b>	<b>FACULTY FTE</b>	<b>NON FACULTY Dollar</b>	<b>FTE</b>	<b>EMPLOYEE BENEFITS</b>	<b>PERSONAL SERVICE CREDITS</b>	<b>TOTAL PERSONAL SERVICES</b>	<b>TOTAL OPERATING EXPENSES</b>	<b>TOTAL</b>	
53-3301-0100 RB Auxiliary Enterprises Adm-Facilities	0	0.00	91,027	2.22	37,420	0	128,447	45,250	173,697	
53-3301-0300 RB Facilities Planning/Construction	0	0.00	17,105	0.24	4,504	0	21,609	11,250	32,859	
53-3301-0400 RB Facilities Small Projects	0	0.00	0	0.00	0	0	0	5,845	5,845	
53-3301-0500 RB Facilities Contract Maintenance	0	0.00	0	0.00	0	0	0	27,250	27,250	
53-3301-0600 RB Campus Safety Programs	0	0.00	0	0.00	0	0	0	5,500	5,500	
53-3311-0100 RB Maintenance - Plumbing	0	0.00	240,554	7.09	83,559	0	324,113	40,000	364,113	
53-3311-0200 RB Dr Access/Video Security Surveillance	0	0.00	0	0.00	0	0	0	44,000	44,000	
53-3311-0500 RB Maintenance - Carpentry/Painting	0	0.00	140,376	4.50	47,905	0	188,281	40,000	228,281	
53-3312-0200 RB Custodial Services	0	0.00	611,061	24.42	196,660	0	807,721	78,049	885,770	
53-3313-0100 RB Maintenance - HVAC	0	0.00	13,776	0.40	1,688	0	15,464	44,000	59,464	
53-3313-0200 RB Utilities Systems	0	0.00	55,963	1.14	21,400	0	77,363	51,250	128,613	
53-3313-0300 RB Building Automation Services	0	0.00	0	0.00	0	0	0	5,000	5,000	
53-3314-0100 RB Utilities	0	0.00	0	0.00	0	0	0	1,693,839	1,693,839	
53-3315-0100 RB Grounds Maintenance	0	0.00	34,640	2.30	0	0	34,640	35,000	69,640	
<b>TOTAL</b>	<b>0</b>	<b>0.00</b>	<b>1,204,502</b>	<b>42.31</b>	<b>393,136</b>	<b>0</b>	<b>1,597,638</b>	<b>2,126,233</b>	<b>3,723,871</b>	
<b>SUB PROGRAM TOTAL</b>	<b>0</b>	<b>0</b>	<b>3,813,569</b>	<b>118</b>	<b>1,314,547</b>	<b>0</b>	<b>5,128,116</b>	<b>5,765,966</b>	<b>10,894,082</b>	

**SUBPROGRAM #/NAME: 41 Executive Administration**

<b>UNK-State General Fund-751 State &amp; University Generated/Unrestricted</b>										
<b>COST OBJECT</b>	<b>Dollar</b>	<b>FACULTY FTE</b>	<b>NON FACULTY Dollar</b>	<b>FTE</b>	<b>EMPLOYEE BENEFITS</b>	<b>PERSONAL SERVICE CREDITS</b>	<b>TOTAL PERSONAL SERVICES</b>	<b>TOTAL OPERATING EXPENSES</b>	<b>TOTAL</b>	
51-4101-0100 Chancellor's Office	0	0.00	453,417	4.07	90,854	0	544,271	33,596	577,867	
51-4102-0100 Chancellor's Executive Management/Dev	0	0.00	64,367	0.00	15,460	0	79,827	25,604	105,431	
<b>TOTAL</b>	<b>0</b>	<b>0.00</b>	<b>517,784</b>	<b>4.07</b>	<b>106,314</b>	<b>0</b>	<b>624,098</b>	<b>59,200</b>	<b>683,298</b>	

**UNK-Trust-Grant/Cont/Loan/End-758 Trust/Restricted**

<b>COST OBJECT</b>	<b>Dollar</b>	<b>FACULTY FTE</b>	<b>NON FACULTY Dollar</b>	<b>FTE</b>	<b>EMPLOYEE BENEFITS</b>	<b>PERSONAL SERVICE CREDITS</b>	<b>TOTAL PERSONAL SERVICES</b>	<b>TOTAL OPERATING EXPENSES</b>	<b>TOTAL</b>	
57-4102-0001001 Foun - Chancellor	0	0.00	20,000	0.00	0	0	20,000	0	20,000	
57-4102-0003001 Foun-Chancellor Salary Supplement	0	0.00	17,970	0.07	2,291	0	20,261	0	20,261	
<b>TOTAL</b>	<b>0</b>	<b>0.00</b>	<b>37,970</b>	<b>0.07</b>	<b>2,291</b>	<b>0</b>	<b>40,261</b>	<b>0</b>	<b>40,261</b>	
<b>SUB PROGRAM TOTAL</b>	<b>0</b>	<b>0</b>	<b>555,754</b>	<b>4</b>	<b>108,605</b>	<b>0</b>	<b>664,359</b>	<b>59,200</b>	<b>723,559</b>	

**SUBPROGRAM #/NAME: 42 Student Affairs**

<b>UNK-State General Fund-751 State &amp; University Generated/Unrestricted</b>										
<b>COST OBJECT</b>	<b>Dollar</b>	<b>FACULTY FTE</b>	<b>NON FACULTY Dollar</b>	<b>FTE</b>	<b>EMPLOYEE BENEFITS</b>	<b>PERSONAL SERVICE CREDITS</b>	<b>TOTAL PERSONAL SERVICES</b>	<b>TOTAL OPERATING EXPENSES</b>	<b>TOTAL</b>	
51-4201-0100 Student Affairs Office	0	0.00	99,478	1.63	29,797	0	129,275	5,000	134,275	

COST OBJECT LISTING BY SUB PROGRAM  
2014-2015 GENERAL OPERATING BUDGET  
UNIVERSITY OF NEBRASKA AT KEARNEY

**SUBPROGRAM #/NAME: 42 Student Affairs**

**UNK-State General Fund-751 State & University Generated/Unrestricted**

COST OBJECT	Dollar	FACULTY	NON FACULTY		EMPLOYEE BENEFITS	PERSONAL	TOTAL	TOTAL	TOTAL
		FTE	Dollar	FTE		SERVICE CREDITS	PERSONAL SERVICES	OPERATING EXPENSES	
51-4202-0200 Student Affairs Division State Travel	0	0.00	0	0.00	0	0	0	8,940	8,940
51-4202-0400 Social/Cultural Development	0	0.00	18,759	0.55	8,098	0	26,857	0	26,857
51-4202-0500 Student Conduct Office	0	0.00	39,407	1.00	9,640	0	49,047	1,132	50,179
51-4210-0100 Admissions	0	0.00	523,922	13.46	137,847	0	661,769	326,921	988,690
51-4210-0200 Viewbook	0	0.00	0	0.00	0	0	0	17,110	17,110
51-4210-0300 National Student Exchange	0	0.00	0	0.00	0	0	0	2,725	2,725
51-4210-7520 Admissions Diversity Funds	0	0.00	9,039	0.83	0	0	9,039	0	9,039
51-4212-0100 Academic & Career Services	0	0.00	258,362	5.88	73,900	0	332,262	2,475	334,737
51-4212-0300 First Year Experience	0	0.00	48,876	1.06	14,066	0	62,942	3,698	66,640
51-4213-0100 Counseling Services	0	0.00	0	0.00	0	0	0	4,594	4,594
51-4215-0100 Office of Financial Aid	0	0.00	351,880	8.84	107,495	0	459,375	20,870	480,245
51-4216-0100 Multicultural Affairs	0	0.00	119,948	2.31	28,032	0	147,980	7,494	155,474
51-4216-7501 OMA Diversity Funds	0	0.00	6,965	0.13	2,004	0	8,969	0	8,969
51-4217-0100 Sdt Rec-Commencement	0	0.00	0	0.00	0	0	0	7,875	7,875
51-4217-0300 Student Records	0	0.00	481,347	11.26	149,130	0	630,477	7,551	638,028
51-4219-0100 Academic Success	0	0.00	98,546	1.64	31,681	0	130,227	0	130,227
51-4219-7520 Diversity-Academic Success KRN Bound	0	0.00	31,930	0.83	14,990	0	46,920	0	46,920
51-4219-7521 Diversity-Acad Succ Disability Services	0	0.00	2,578	0.09	742	0	3,320	0	3,320
51-4253-0100 Intramurals State/Aux DAS Transfer	0	0.00	43,935	2.02	12,161	0	56,096	10,530	66,626
51-4280-0800 SIS Project-Student Records	0	0.00	0	0.00	0	0	0	0	0
<b>TOTAL</b>	<b>0</b>	<b>0.00</b>	<b>2,134,972</b>	<b>51.54</b>	<b>619,583</b>	<b>0</b>	<b>2,754,555</b>	<b>426,915</b>	<b>3,181,470</b>

**UNK-State General Fund-751 Revolving/Designated**

COST OBJECT	Dollar	FACULTY	NON FACULTY		EMPLOYEE BENEFITS	PERSONAL	TOTAL	TOTAL	TOTAL
		FTE	Dollar	FTE		SERVICE CREDITS	PERSONAL SERVICES	OPERATING EXPENSES	
52-4210-0400 New Student Enrollment Fee	0	0.00	0	2.48	0	0	0	0	0
52-4217-0200 Transcripts Revolving	0	0.00	0	1.00	0	0	0	0	0
52-4299-0500 Budget Adjustment Revolving - Student Af	0	0.00	149,252	0.00	12,435	0	161,687	243,313	405,000
<b>TOTAL</b>	<b>0</b>	<b>0.00</b>	<b>149,252</b>	<b>3.48</b>	<b>12,435</b>	<b>0</b>	<b>161,687</b>	<b>243,313</b>	<b>405,000</b>

**UNK-Federal Letter of Credit-756 Federal/Restricted**

COST OBJECT	Dollar	FACULTY	NON FACULTY		EMPLOYEE BENEFITS	PERSONAL	TOTAL	TOTAL	TOTAL
		FTE	Dollar	FTE		SERVICE CREDITS	PERSONAL SERVICES	OPERATING EXPENSES	
54-4218-0016001 Student Support Services 2012-2013	0	0.00	0	0.00	0	0	0	0	0
54-4218-0017001 Student Support Services 2013-2014	0	0.00	147,359	3.95	50,826	0	198,185	0	198,185
<b>TOTAL</b>	<b>0</b>	<b>0.00</b>	<b>147,359</b>	<b>3.95</b>	<b>50,826</b>	<b>0</b>	<b>198,185</b>	<b>0</b>	<b>198,185</b>

**UNK-Federal Grants/Contracts-757 Federal/Restricted**

COST OBJECT	Dollar	FACULTY	NON FACULTY		EMPLOYEE BENEFITS	PERSONAL	TOTAL	TOTAL	TOTAL
		FTE	Dollar	FTE		SERVICE CREDITS	PERSONAL SERVICES	OPERATING EXPENSES	
55-4251-0001002 DOJ Victim Svcs/Prev/Response IDC 42	0	0.00	45,502	1.13	13,029	0	58,531	0	58,531
<b>TOTAL</b>	<b>0</b>	<b>0.00</b>	<b>45,502</b>	<b>1.13</b>	<b>13,029</b>	<b>0</b>	<b>58,531</b>	<b>0</b>	<b>58,531</b>

**UNK-Auxiliary-759 Auxiliaries & Services/Restricted**

COST OBJECT	Dollar	FACULTY	NON FACULTY		EMPLOYEE BENEFITS	PERSONAL	TOTAL	TOTAL	TOTAL
		FTE	Dollar	FTE		SERVICE CREDITS	PERSONAL SERVICES	OPERATING EXPENSES	
53-4202-0100 RB Aux Ent Student Life Travel	0	0.00	0	0.00	0	0	0	8,699	8,699
53-4202-0200 RB Contingency Maintenance	0	0.00	0	0.00	0	0	0	20,000	20,000
53-4216-0200 RB Multicultural Affairs	0	0.00	25,070	0.62	11,595	0	36,665	0	36,665

COST OBJECT LISTING BY SUB PROGRAM  
2014-2015 GENERAL OPERATING BUDGET  
UNIVERSITY OF NEBRASKA AT KEARNEY

**SUBPROGRAM #/NAME: 42 Student Affairs**

**UNK-Auxiliary-759 Auxiliaries & Services/Restricted**

COST OBJECT	Dollar	FACULTY	NON FACULTY		EMPLOYEE BENEFITS	PERSONAL SERVICE CREDITS	TOTAL PERSONAL SERVICES	TOTAL OPERATING EXPENSES	TOTAL	
		FTE	Dollar	FTE						
53-4250-0100	RB Student Housing Administration	0	0.00	608,119	20.49	138,070	0	746,189	101,182	847,371
53-4250-0110	RB Telephone	0	0.00	0	0.00	0	0	0	120,000	120,000
53-4250-0200	RB Residence Halls Programming	0	0.00	0	0.00	0	0	0	44,082	44,082
53-4250-0700	RB Room Damage Repair	0	0.00	0	0.00	0	0	0	4,000	4,000
53-4250-0710	RB RGL METS Program Expenses	0	0.00	0	0.00	0	0	0	19,000	19,000
53-4250-0800	RB Cable Television	0	0.00	5,555	0.11	2,073	0	7,628	188,792	196,420
53-4250-0900	RB Greek Life Licensing Agreement	0	0.00	0	0.00	0	0	0	11,000	11,000
53-4250-1100	RB RGL Microfridge Program Expenses	0	0.00	0	0.00	0	0	0	20,000	20,000
53-4251-0100	CHC-Counseling & Health Care	0	0.00	0	2.08	0	0	0	0	0
53-4251-0101	CHC-Student Health Services	0	0.00	0	4.32	0	0	0	0	0
53-4251-0102	CHC-Counseling Center	0	0.00	0	4.79	0	0	0	0	0
53-4251-0103	CHC-Peer Health Education	0	0.00	0	1.00	0	0	0	0	0
53-4251-0104	CHC-Women's Center	0	0.00	0	0.66	0	0	0	0	0
53-4252-0100	RB Food Services-Facilities	0	0.00	0	0.00	0	0	0	35,584	35,584
53-4252-0200	RB Union Retail Sales	0	0.00	0	0.00	0	0	0	12,296	12,296
53-4252-0300	RB Student Center	0	0.00	294,574	10.38	74,789	0	369,363	55,563	424,926
53-4252-0400	RB Promotion/Programming	0	0.00	22,282	0.76	8,098	0	30,380	14,465	44,845
53-4252-0600	RB Greek Life	0	0.00	48,437	1.00	17,165	0	65,602	5,000	70,602
53-4253-0100	RB Student Program Intramurals	0	0.00	38,757	2.03	12,576	0	51,333	0	51,333
53-4253-0200	Intramurals	0	0.00	0	1.99	0	0	0	0	0
53-4253-0300	Intramurals Budget Offset	0	0.00	0	0.00	0	0	0	0	0
53-4299-0100	RB Budget Adjustments - Independent Oper	0	0.00	0	0.00	0	0	0	761,641	761,641
53-4299-0500	Budget Adj-Other Auxiliary	0	0.00	785,000	48.67	60,053	0	845,053	6,397,695	7,242,748
<b>TOTAL</b>		<b>0</b>	<b>0.00</b>	<b>1,827,794</b>	<b>98.91</b>	<b>324,419</b>	<b>0</b>	<b>2,152,213</b>	<b>7,818,999</b>	<b>9,971,212</b>
<b>SUB PROGRAM TOTAL</b>		<b>0</b>	<b>0</b>	<b>4,304,879</b>	<b>159</b>	<b>1,020,292</b>	<b>0</b>	<b>5,325,171</b>	<b>8,489,227</b>	<b>13,814,398</b>

**SUBPROGRAM #/NAME: 43 Business and Finance**

**UNK-State General Fund-751 State & University Generated/Unrestricted**

COST OBJECT	Dollar	FACULTY	NON FACULTY		EMPLOYEE BENEFITS	PERSONAL SERVICE CREDITS	TOTAL PERSONAL SERVICES	TOTAL OPERATING EXPENSES	TOTAL	
		FTE	Dollar	FTE						
51-4301-0100	VC Business/Finance	0	0.00	187,239	1.96	37,680	0	224,919	9,872	234,791
51-4301-0200	Assistant VC Business/Finance	0	0.00	303,488	4.24	71,917	0	375,405	4,712	380,117
51-4302-0100	Financial Management Systems	0	0.00	0	0.00	0	0	0	3,484	3,484
51-4302-0200	Business & Finance Enhancement Fund	0	0.00	0	0.00	0	0	0	40,693	40,693
51-4302-0300	Emergency Operations/Training	0	0.00	0	0.00	0	0	0	20,523	20,523
51-4310-0100	Budget Office	0	0.00	129,055	2.04	38,120	0	167,175	7,468	174,643
51-4311-0100	Finance Office	0	0.00	438,077	8.95	138,606	0	576,683	21,352	598,035
51-4311-0200	Credit Card Fees	0	0.00	0	0.00	0	0	0	5,000	5,000
51-4311-0400	DAS Accting Charges	0	0.00	0	0.00	0	0	0	42,229	42,229
51-4311-0500	State CashNet	0	0.00	0	0.00	0	0	0	23,774	23,774
51-4312-0100	Office of Business Services	0	0.00	270,984	6.01	92,909	0	363,893	13,473	377,366
51-4313-0100	Human Resources	0	0.00	260,334	5.72	88,741	0	349,075	53,413	402,488
51-4313-0200	Wellness Program	11,813	0.25	1,138	0.00	5,340	0	18,291	3,908	22,199
51-4313-0300	Child Care Center	0	0.00	0	0.00	0	0	0	30,386	30,386
51-4313-0400	Staff Senate-State	0	0.00	0	0.00	0	0	0	3,560	3,560
51-4313-0500	Diversity Training	0	0.00	0	0.00	0	0	0	10,000	10,000
51-4314-0100	Police & Parking Services	0	0.00	137,310	2.57	38,617	0	175,927	34,161	210,088
51-4399-0500	Budget Adjustment - Inst Support VCBF	0	0.00	6,499	0.70	0	0	6,499	0	6,499
				420						

COST OBJECT LISTING BY SUB PROGRAM  
2014-2015 GENERAL OPERATING BUDGET  
UNIVERSITY OF NEBRASKA AT KEARNEY

**SUBPROGRAM #/NAME: 43 Business and Finance**

<b>TOTAL</b>		<b>11,813</b>	<b>0.25</b>	<b>1,734,124</b>	<b>32.19</b>	<b>511,930</b>	<b>0</b>	<b>2,257,867</b>	<b>328,008</b>	<b>2,585,875</b>
<b>UNK-State General Fund-751 Revolving/Designated</b>										
<b>COST OBJECT</b>	<b>Dollar</b>	<b>FACULTY FTE</b>	<b>NON FACULTY Dollar</b>	<b>FTE</b>	<b>EMPLOYEE BENEFITS</b>	<b>PERSONAL SERVICE CREDITS</b>	<b>TOTAL PERSONAL SERVICES</b>	<b>TOTAL OPERATING EXPENSES</b>	<b>TOTAL</b>	
52-4311-0600 Title IV Admin Costs Reimb-Finance	0	0.00	0	0.50	0	0	0	0	0	
<b>TOTAL</b>	<b>0</b>	<b>0.00</b>	<b>0</b>	<b>0.50</b>	<b>0</b>	<b>0</b>	<b>0</b>	<b>0</b>	<b>0</b>	
<b>UNK-Trust-Grant/Cont/Loan/End-758 Trust/Restricted</b>										
<b>COST OBJECT</b>	<b>Dollar</b>	<b>FACULTY FTE</b>	<b>NON FACULTY Dollar</b>	<b>FTE</b>	<b>EMPLOYEE BENEFITS</b>	<b>PERSONAL SERVICE CREDITS</b>	<b>TOTAL PERSONAL SERVICES</b>	<b>TOTAL OPERATING EXPENSES</b>	<b>TOTAL</b>	
57-4302-0001001 Instit Gen Trust	0	0.00	25,399	0.50	13,209	0	38,608	13,838	52,446	
<b>TOTAL</b>	<b>0</b>	<b>0.00</b>	<b>25,399</b>	<b>0.50</b>	<b>13,209</b>	<b>0</b>	<b>38,608</b>	<b>13,838</b>	<b>52,446</b>	
<b>UNK-Auxiliary-759 Auxiliaries &amp; Services/Restricted</b>										
<b>COST OBJECT</b>	<b>Dollar</b>	<b>FACULTY FTE</b>	<b>NON FACULTY Dollar</b>	<b>FTE</b>	<b>EMPLOYEE BENEFITS</b>	<b>PERSONAL SERVICE CREDITS</b>	<b>TOTAL PERSONAL SERVICES</b>	<b>TOTAL OPERATING EXPENSES</b>	<b>TOTAL</b>	
53-4301-0100 RB Auxiliary Enterprises Admin - VCBF	0	0.00	79,647	0.61	12,864	0	92,511	0	92,511	
53-4301-0200 RB Auxiliary Enterprises Admin-Asst VCBF	0	0.00	65,639	0.76	12,765	0	78,404	0	78,404	
53-4302-0200 RB Insurance	0	0.00	0	0.00	0	0	0	128,123	128,123	
53-4310-0100 RB Budget Office	0	0.00	46,966	0.46	11,661	0	58,627	0	58,627	
53-4311-0100 RB Auxiliary Enterprises Admin - Finance	0	0.00	224,438	3.36	74,386	0	298,824	68,898	367,722	
53-4311-0200 RB Credit Card Fees	0	0.00	0	0.00	0	0	0	7,900	7,900	
53-4311-0300 RB CashNet	0	0.00	0	0.00	0	0	0	33,304	33,304	
53-4311-1500 ID Card Student Fees	0	0.00	0	0.50	0	0	0	0	0	
53-4312-0100 RB Auxiliary Enterprises Admin-Mailroom	0	0.00	12,386	0.42	5,364	0	17,750	0	17,750	
53-4312-1100 RB Business Services	0	0.00	117,265	1.59	27,139	0	144,404	0	144,404	
53-4312-1200 RB Laundry Services	0	0.00	0	0.00	0	0	0	90,000	90,000	
53-4312-1300 RB Business Services Contract Management	0	0.00	0	0.00	0	0	0	3,000	3,000	
53-4313-0100 Auxiliary-Child Care Center	0	0.00	0	5.75	0	0	0	0	0	
53-4313-1100 RB Human Resources	0	0.00	22,674	0.28	8,305	0	30,979	0	30,979	
53-4314-0100 RB Police & Parking Services	0	0.00	433,105	10.92	130,555	0	563,660	30,952	594,612	
53-4314-0200 RB Parking Meters	0	0.00	0	0.00	0	0	0	4,100	4,100	
<b>TOTAL</b>	<b>0</b>	<b>0.00</b>	<b>1,002,120</b>	<b>24.65</b>	<b>283,039</b>	<b>0</b>	<b>1,285,159</b>	<b>366,277</b>	<b>1,651,436</b>	
<b>SUB PROGRAM TOTAL</b>	<b>11,813</b>	<b>0</b>	<b>2,761,643</b>	<b>58</b>	<b>808,178</b>	<b>0</b>	<b>3,581,634</b>	<b>708,123</b>	<b>4,289,757</b>	

**SUBPROGRAM #/NAME: 44 General Expense**

**UNK-State General Fund-751 State & University Generated/Unrestricted**

<b>COST OBJECT</b>	<b>Dollar</b>	<b>FACULTY FTE</b>	<b>NON FACULTY Dollar</b>	<b>FTE</b>	<b>EMPLOYEE BENEFITS</b>	<b>PERSONAL SERVICE CREDITS</b>	<b>TOTAL PERSONAL SERVICES</b>	<b>TOTAL OPERATING EXPENSES</b>	<b>TOTAL</b>
51-4420-0200 Memberships	0	0.00	0	0.00	0	0	0	80,240	80,240
51-4420-0300 Insurance	0	0.00	0	0.00	0	0	0	299,909	299,909
51-4420-0500 Workers Compensation	0	0.00	0	0.00	230,115	0	230,115	0	230,115
51-4420-0600 Unemployment Compensation	0	0.00	0	0.00	46,000	0	46,000	0	46,000
51-4420-0700 Legal Counsel	0	0.00	0	0.00	0	0	0	17,500	17,500
51-4420-0800 Institutional Development	0	0.00	0	0.00	0	0	0	19,549	19,549
51-4420-1600 Misc Renovation	0	0.00	0	0.00	0	0	0	665,202	665,202
51-4420-1610 Loper Designers Challenge	0	0.00	0	0.00	0	0	0	3,000	3,000
51-4420-1611 MONA Maintenance	0	0.00	0	0.00	0	0	0	3,100	3,100
51-4420-1690 VCBF Misc Renovation	0	0.00	0	0.00	0	0	0	12,000	12,000
51-4420-1700 State-ID Card Project	0	0.00	0	0.00	0	0	0	8,000	8,000
			421						

COST OBJECT LISTING BY SUB PROGRAM  
2014-2015 GENERAL OPERATING BUDGET  
UNIVERSITY OF NEBRASKA AT KEARNEY

**SUBPROGRAM #/NAME: 44 General Expense**

**UNK-State General Fund-751 State & University Generated/Unrestricted**

COST OBJECT	Dollar	FACULTY	NON FACULTY		EMPLOYEE BENEFITS	PERSONAL SERVICE CREDITS	TOTAL PERSONAL SERVICES	TOTAL OPERATING EXPENSES	TOTAL
		FTE	Dollar	FTE					
51-4431-0100 Communications & Community Relations	0	0.00	223,105	3.22	57,394	0	280,499	37,932	318,431
51-4432-0200 Commencement	0	0.00	0	0.00	0	0	0	20,047	20,047
51-4432-0500 Marketing Communications	0	0.00	0	0.00	0	0	0	90,000	90,000
51-4436-0200 Creative Services	0	0.00	186,046	3.36	52,788	0	238,834	15,933	254,767
51-4470-0100 AA/EO	0	0.00	28,557	0.87	11,515	0	40,072	5,004	45,076
51-4470-0200 Dual Career Program	0	0.00	0	0.00	0	0	0	1,789	1,789
51-4470-0300 Ombudsman	0	0.00	11,573	0.25	2,032	0	13,605	1,860	15,465
51-4470-0400 Creating Opport for Respect & Equity Pgm	0	0.00	0	0.00	0	0	0	1,000	1,000
51-4471-0100 Alumni Association	0	0.00	4,247	0.18	2,000	0	6,247	24,670	30,917
<b>TOTAL</b>	<b>0</b>	<b>0.00</b>	<b>453,528</b>	<b>7.88</b>	<b>401,844</b>	<b>0</b>	<b>855,372</b>	<b>1,306,735</b>	<b>2,162,107</b>

**UNK-State General Fund-751 Revolving/Designated**

COST OBJECT	Dollar	FACULTY	NON FACULTY		EMPLOYEE BENEFITS	PERSONAL SERVICE CREDITS	TOTAL PERSONAL SERVICES	TOTAL OPERATING EXPENSES	TOTAL
		FTE	Dollar	FTE					
52-4420-0200 Institutional General Revolving	0	0.00	0	0.00	0	0	0	50,000	50,000
52-4436-0100 Publications & Creative Svc Revolving	0	0.00	0	1.76	0	0	0	0	0
<b>TOTAL</b>	<b>0</b>	<b>0.00</b>	<b>0</b>	<b>1.76</b>	<b>0</b>	<b>0</b>	<b>0</b>	<b>50,000</b>	<b>50,000</b>

**UNK-Auxiliary-759 Auxiliaries & Services/Restricted**

COST OBJECT	Dollar	FACULTY	NON FACULTY		EMPLOYEE BENEFITS	PERSONAL SERVICE CREDITS	TOTAL PERSONAL SERVICES	TOTAL OPERATING EXPENSES	TOTAL
		FTE	Dollar	FTE					
53-4420-0100 RB Bookstore Retail Sales	0	0.00	0	0.00	0	0	0	784	784
53-4420-0200 RB Miscellaneous Renovation	0	0.00	0	0.00	0	0	0	191,794	191,794
53-4420-0290 RB VCBF Misc Renovation	0	0.00	0	0.00	0	0	0	13,000	13,000
53-4420-0700 RB ID Card Project	0	0.00	0	0.00	0	0	0	22,000	22,000
53-4420-1500 RB Pre-season Athletic Meals	0	0.00	0	0.00	0	0	0	20,000	20,000
53-4420-2000 RB Workers Compensation	0	0.00	0	0.00	27,001	0	27,001	0	27,001
53-4420-2100 RB Unemployment Compensation	0	0.00	0	0.00	5,000	0	5,000	0	5,000
53-4420-2300 RB Athletics Tailgate Meals	0	0.00	0	0.00	0	0	0	15,000	15,000
53-4420-8101 Wellness Center Operations	0	0.00	0	0.60	0	0	0	0	0
<b>TOTAL</b>	<b>0</b>	<b>0.00</b>	<b>0</b>	<b>0.60</b>	<b>32,001</b>	<b>0</b>	<b>32,001</b>	<b>262,578</b>	<b>294,579</b>

**SUB PROGRAM TOTAL**

**SUBPROGRAM #/NAME: 74 Agency Funds**

**UNK-Federal Letter of Credit-756 Federal/Restricted**

COST OBJECT	Dollar	FACULTY	NON FACULTY		EMPLOYEE BENEFITS	PERSONAL SERVICE CREDITS	TOTAL PERSONAL SERVICES	TOTAL OPERATING EXPENSES	TOTAL
		FTE	Dollar	FTE					
54-7420-2013001 W D Ford Federal Direct Loan Pgm 12-13	0	0.00	0	0.00	0	0	0	0	0
54-7420-2015001 W D Ford Federal Direct Loan Pgm 14-15	0	0.00	0	0.00	0	0	0	29,000,000	29,000,000
<b>TOTAL</b>	<b>0</b>	<b>0.00</b>	<b>0</b>	<b>0.00</b>	<b>0</b>	<b>0</b>	<b>0</b>	<b>29,000,000</b>	<b>29,000,000</b>

**UNK-Trust-Grant/Cont/Loan/End-758 Trust/Restricted**

COST OBJECT	Dollar	FACULTY	NON FACULTY		EMPLOYEE BENEFITS	PERSONAL SERVICE CREDITS	TOTAL PERSONAL SERVICES	TOTAL OPERATING EXPENSES	TOTAL
		FTE	Dollar	FTE					
57-7410-0101001 Student Weight Room Fee	0	0.00	90,000	0.00	0	0	90,000	30,000	120,000
<b>TOTAL</b>	<b>0</b>	<b>0.00</b>	<b>90,000</b>	<b>0.00</b>	<b>0</b>	<b>0</b>	<b>90,000</b>	<b>30,000</b>	<b>120,000</b>

COST OBJECT LISTING BY SUB PROGRAM  
 2014-2015 GENERAL OPERATING BUDGET  
 UNIVERSITY OF NEBRASKA AT KEARNEY

<b>SUB PROGRAM TOTAL</b>	<b>0</b>	<b>0</b>	<b>90,000</b>	<b>0</b>	<b>0</b>	<b>0</b>	<b>90,000</b>	<b>29,030,000</b>	<b>29,120,000</b>
--------------------------	----------	----------	---------------	----------	----------	----------	---------------	-------------------	-------------------

**SUBPROGRAM #/NAME: 77 Intercollegiate Athletics**

**UNK-State General Fund-751 State & University Generated/Unrestricted**

COST OBJECT	Dollar	FACULTY FTE	NON FACULTY Dollar	FTE	EMPLOYEE BENEFITS	PERSONAL SERVICE CREDITS	TOTAL PERSONAL SERVICES	TOTAL OPERATING EXPENSES	TOTAL
51-7701-0100 Athletics State Budget	10,900	0.23	1,561,128	31.50	463,167	0	2,035,195	362,237	2,397,432
51-7701-7520 Athletics Diversity Funds	0	0.00	13,916	0.00	2,203	0	16,119	0	16,119
<b>TOTAL</b>	<b>10,900</b>	<b>0.23</b>	<b>1,575,044</b>	<b>31.50</b>	<b>465,370</b>	<b>0</b>	<b>2,051,314</b>	<b>362,237</b>	<b>2,413,551</b>

**UNK-Trust-Grant/Cont/Loan/End-758 Trust/Restricted**

COST OBJECT	Dollar	FACULTY FTE	NON FACULTY Dollar	FTE	EMPLOYEE BENEFITS	PERSONAL SERVICE CREDITS	TOTAL PERSONAL SERVICES	TOTAL OPERATING EXPENSES	TOTAL
57-7702-0001001 Foun - Athletic Development	0	0.00	0	0.00	0	0	0	40,000	40,000
57-7702-0003001 Foundation - New West	0	0.00	69,823	1.30	26,746	0	96,569	0	96,569
<b>TOTAL</b>	<b>0</b>	<b>0.00</b>	<b>69,823</b>	<b>1.30</b>	<b>26,746</b>	<b>0</b>	<b>96,569</b>	<b>40,000</b>	<b>136,569</b>

**UNK-Auxiliary-759 Auxiliaries & Services/Restricted**

COST OBJECT	Dollar	FACULTY FTE	NON FACULTY Dollar	FTE	EMPLOYEE BENEFITS	PERSONAL SERVICE CREDITS	TOTAL PERSONAL SERVICES	TOTAL OPERATING EXPENSES	TOTAL
53-7701-0100 Intercollegiate Athletics	0	0.00	535,370	10.48	89,818	0	625,188	846,795	1,471,983
53-7701-0200 Athletics Budget Offset	-10,900	0.00	-1,608,044	0.00	-467,855	0	-2,086,799	-857,002	-2,943,801
53-7702-0200 Equipment Room	0	0.00	38,760	1.00	9,630	0	48,390	-2,393	45,997
53-7702-0300 Athletic Promotions	0	0.00	18,836	0.46	4,687	0	23,523	0	23,523
53-7702-3900 ST-Corporate Partnership Expendable	0	0.00	0	0.00	0	0	0	0	0
53-7710-0100 Sports Infomation Office	0	0.00	44,212	1.00	10,821	0	55,033	0	55,033
53-7711-0100 Strength Training	0	0.00	41,190	0.80	11,702	0	52,892	0	52,892
53-7711-0200 Medical/Training Room	0	0.00	68,945	1.61	23,825	0	92,770	0	92,770
53-7712-0100 Football	10,900	0.23	234,570	4.63	82,597	0	328,067	12,600	340,667
53-7712-0300 Basketball - Men	0	0.00	119,694	1.50	31,853	0	151,547	0	151,547
53-7712-0400 Wrestling	0	0.00	48,098	1.00	19,892	0	67,990	0	67,990
53-7712-0500 Track - Men	0	0.00	41,158	0.95	18,250	0	59,408	0	59,408
53-7712-0600 Tennis - Men	0	0.00	14,214	0.34	7,531	0	21,745	0	21,745
53-7712-0700 Baseball	0	0.00	36,224	0.72	15,451	0	51,675	0	51,675
53-7712-0800 Golf - Men	0	0.00	8,035	0.25	5,187	0	13,222	0	13,222
53-7713-0100 Volleyball	0	0.00	94,785	1.83	37,558	0	132,343	0	132,343
53-7713-0300 Basketball - Women	0	0.00	83,217	1.82	19,960	0	103,177	0	103,177
53-7713-0400 Track - Women	0	0.00	41,159	0.95	18,250	0	59,409	0	59,409
53-7713-0500 Tennis - Women	0	0.00	14,214	0.34	7,531	0	21,745	0	21,745
53-7713-0600 Softball	0	0.00	39,096	1.00	18,462	0	57,558	0	57,558
53-7713-0700 Golf - Women	0	0.00	8,079	0.36	4,575	0	12,654	0	12,654
53-7713-0800 Swimming	0	0.00	36,706	0.50	9,392	0	46,098	0	46,098
53-7713-1800 Soccer	0	0.00	41,482	1.00	20,883	0	62,365	0	62,365
53-7799-0500 Athletics Budget - Revenue	0	0.00	0	0.00	0	0	0	680,952	680,952
<b>TOTAL</b>	<b>0</b>	<b>0.23</b>	<b>0</b>	<b>32.54</b>	<b>0</b>	<b>0</b>	<b>0</b>	<b>680,952</b>	<b>680,952</b>
<b>SUB PROGRAM TOTAL</b>	<b>10,900</b>	<b>0</b>	<b>1,644,867</b>	<b>65</b>	<b>492,116</b>	<b>0</b>	<b>2,147,883</b>	<b>1,083,189</b>	<b>3,231,072</b>

**SUBPROGRAM #/NAME: 98 Company Balance Sheets**

**UNK-Auxiliary-759 Auxiliaries & Services/Restricted**

COST OBJECT	Dollar	FACULTY FTE	NON FACULTY Dollar	FTE	EMPLOYEE BENEFITS	PERSONAL SERVICE CREDITS	TOTAL PERSONAL SERVICES	TOTAL OPERATING EXPENSES	TOTAL
			423						

COST OBJECT LISTING BY SUB PROGRAM  
 2014-2015 GENERAL OPERATING BUDGET  
 UNIVERSITY OF NEBRASKA AT KEARNEY

**SUBPROGRAM #/NAME: 98 Company Balance Sheets**

**UNK-Auxiliary-759 Auxiliaries & Services/Restricted**

COST OBJECT	Dollar	FACULTY	NON FACULTY		EMPLOYEE BENEFITS	PERSONAL SERVICE CREDITS	TOTAL PERSONAL SERVICES	TOTAL OPERATING EXPENSES	TOTAL
		FTE	Dollar	FTE					
53-9813-3100 MONA Reimbursement	0	0.00	196,165	5.37	62,135	0	258,300	18,000	276,300
<b>TOTAL</b>	<b>0</b>	<b>0.00</b>	<b>196,165</b>	<b>5.37</b>	<b>62,135</b>	<b>0</b>	<b>258,300</b>	<b>18,000</b>	<b>276,300</b>
<b>SUB PROGRAM TOTAL</b>	<b>0</b>	<b>0</b>	<b>196,165</b>	<b>5</b>	<b>62,135</b>	<b>0</b>	<b>258,300</b>	<b>18,000</b>	<b>276,300</b>

**SUBPROGRAM #/NAME: 99 Income Activity**

**UNK-State General Fund-751 Revolving/Designated**

COST OBJECT	Dollar	FACULTY	NON FACULTY		EMPLOYEE BENEFITS	PERSONAL SERVICE CREDITS	TOTAL PERSONAL SERVICES	TOTAL OPERATING EXPENSES	TOTAL
		FTE	Dollar	FTE					
52-9960-0100 SET Fee - State	0	0.00	0	0.00	0	0	0	707,000	707,000
52-9990-0200 Budget Adjustment - Institutional Admin	0	0.00	249,308	0.00	20,771	0	270,079	60,453	330,532
<b>TOTAL</b>	<b>0</b>	<b>0.00</b>	<b>249,308</b>	<b>0.00</b>	<b>20,771</b>	<b>0</b>	<b>270,079</b>	<b>767,453</b>	<b>1,037,532</b>

**UNK-Federal Letter of Credit-756 Federal/Restricted**

COST OBJECT	Dollar	FACULTY	NON FACULTY		EMPLOYEE BENEFITS	PERSONAL SERVICE CREDITS	TOTAL PERSONAL SERVICES	TOTAL OPERATING EXPENSES	TOTAL
		FTE	Dollar	FTE					
54-9990-0100 Budget Adjustment - Instruction	236,608	3.50	199,587	1.12	91,600	0	527,795	402,370	930,165
54-9990-0200 Budget Adjustment - Research	0	0.00	0	0.00	0	0	0	12,000	12,000
54-9990-0300 Budget Adjustment -Community Service	0	0.00	105,954	0.00	8,569	0	114,523	0	114,523
54-9990-0500 Budget Adjustment - Student Services	0	0.00	0	0.00	0	0	0	362,251	362,251
54-9990-0600 Budget Adjustment-Gen Admin Log Svc LTD	0	0.00	21,218	0.00	1,716	0	22,934	0	22,934
54-9990-0800 Budget Adjustment - Scholarship	0	0.00	0	0.00	0	0	0	10,522,516	10,522,516
54-9990-0900 Budget Adjustment-Independent Oper LTD	0	0.00	53,045	0.00	4,290	0	57,335	0	57,335
<b>TOTAL</b>	<b>236,608</b>	<b>3.50</b>	<b>379,804</b>	<b>1.12</b>	<b>106,175</b>	<b>0</b>	<b>722,587</b>	<b>11,299,137</b>	<b>12,021,724</b>

**UNK-Federal Grants/Contracts-757 Federal/Restricted**

COST OBJECT	Dollar	FACULTY	NON FACULTY		EMPLOYEE BENEFITS	PERSONAL SERVICE CREDITS	TOTAL PERSONAL SERVICES	TOTAL OPERATING EXPENSES	TOTAL
		FTE	Dollar	FTE					
55-9990-0100 Budget Adjustment - Instruction	116,060	3.00	0	0.00	9,478	0	125,538	78,332	203,870
<b>TOTAL</b>	<b>116,060</b>	<b>3.00</b>	<b>0</b>	<b>0.00</b>	<b>9,478</b>	<b>0</b>	<b>125,538</b>	<b>78,332</b>	<b>203,870</b>

**UNK-Trust-Grant/Cont/Loan/End-758 Trust/Restricted**

COST OBJECT	Dollar	FACULTY	NON FACULTY		EMPLOYEE BENEFITS	PERSONAL SERVICE CREDITS	TOTAL PERSONAL SERVICES	TOTAL OPERATING EXPENSES	TOTAL
		FTE	Dollar	FTE					
56-9990-0100 Budget Adjustment - Instruction LTD	239,743	3.72	0	0.00	93,807	0	333,550	505,405	838,955
56-9990-0200 Budget Adjustment - Research LTD	436,968	1.20	0	0.00	89,588	0	526,556	275,000	801,556
56-9990-0300 Budget Adjustment - Public Service LTD	143,575	0.55	0	0.00	31,707	0	175,282	75,126	250,408
56-9990-0400 Budget Adjustment - Academic Support	0	0.00	0	0.00	0	0	0	23,000	23,000
56-9990-0500 Budget Adj-Student Services	0	0.00	0	0.00	0	0	0	16,474	16,474
57-9990-0000 Budget Adjustment-Agency YTD	0	0.00	0	0.00	0	0	0	8,948,249	8,948,249
57-9990-0100 Budget Adjustment - Instruction YTD	91,497	1.03	0	0.00	30,118	0	121,615	46,000	167,615
57-9990-0300 Budget Adjustment-Public Service YTD	0	0.00	38,000	13.54	0	0	38,000	2,000	40,000
57-9990-0460 Budget Adjustment - Adad Admin YTD	15,814	0.30	0	0.00	6,985	0	22,799	3,088	25,887
57-9990-0620 Budget Adjustment - Fin Mgmt/Oper YTD	0	0.00	0	0.00	0	0	0	170,323	170,323
57-9990-0700 Budget Adjustment-Physical Plant YTD	0	0.00	0	0.00	0	0	0	7,500	7,500
57-9990-0800 Budget Adjustment - Scholarship YTD	0	0.00	0	0.00	0	0	0	1,798,767	1,798,767
<b>TOTAL</b>	<b>927,597</b>	<b>6.80</b>	<b>38,000</b>	<b>13.54</b>	<b>252,205</b>	<b>0</b>	<b>1,217,802</b>	<b>11,870,932</b>	<b>13,088,734</b>



COST OBJECT LISTING BY SUB PROGRAM  
2014-2015 GENERAL OPERATING BUDGET  
UNIVERSITY OF NEBRASKA AT KEARNEY

---

<b>SUB PROGRAM TOTAL</b>	<b>1,280,265</b>	<b>13</b>	<b>667,112</b>	<b>15</b>	<b>388,629</b>	<b>0</b>	<b>2,336,006</b>	<b>24,015,854</b>	<b>26,351,860</b>
--------------------------	------------------	-----------	----------------	-----------	----------------	----------	------------------	-------------------	-------------------

---

COST OBJECT LISTING BY SUB PROGRAM  
 2014-2015 GENERAL OPERATING BUDGET  
 UNIVERSITY OF NEBRASKA  
 EXCLUDING UNCSN

**SUBPROGRAM #/NAME: 23 Student Aid**

**UNCA-State General Fund-781 State & University Generated/Unrestricted**

COST OBJECT	Dollar	FACULTY	NON FACULTY		EMPLOYEE BENEFITS	PERSONAL SERVICE CREDITS	TOTAL PERSONAL SERVICES	TOTAL OPERATING EXPENSES	TOTAL
		FTE	Dollar	FTE					
91-2320-0100 Optometry Student Contracts	0	0.00	0	0.00	0	0	0	154,708	154,708
<b>TOTAL</b>	<b>0</b>	<b>0.00</b>	<b>0</b>	<b>0.00</b>	<b>0</b>	<b>0</b>	<b>0</b>	<b>154,708</b>	<b>154,708</b>
<b>SUB PROGRAM TOTAL</b>	<b>0</b>	<b>0</b>	<b>0</b>	<b>0</b>	<b>0</b>	<b>0</b>	<b>0</b>	<b>154,708</b>	<b>154,708</b>

**SUBPROGRAM #/NAME: 30 Distance Education**

**UNCA-State General Fund-781 Revolving/Designated**

COST OBJECT	Dollar	FACULTY	NON FACULTY		EMPLOYEE BENEFITS	PERSONAL SERVICE CREDITS	TOTAL PERSONAL SERVICES	TOTAL OPERATING EXPENSES	TOTAL
		FTE	Dollar	FTE					
92-3014-0001 ISHS Admin & Instruction	0	0.00	458,021	7.49	137,615	0	595,636	479,274	1,074,910
92-3014-1002 ISHS-Marketing & Promotion	0	0.00	87,572	2.00	26,312	0	113,884	294,983	408,867
92-3014-1003 ISHS Curriculum Team	0	0.00	144,024	3.00	43,273	0	187,297	79,566	266,863
92-3014-1004 EEO ISHS-Ready Minds	0	0.00	177,184	4.75	53,235	0	230,419	43,401	273,820
92-3014-1005 Capital Fund	0	0.00	0	0.00	0	0	0	152,000	152,000
<b>TOTAL</b>	<b>0</b>	<b>0.00</b>	<b>866,801</b>	<b>17.24</b>	<b>260,435</b>	<b>0</b>	<b>1,127,236</b>	<b>1,049,224</b>	<b>2,176,460</b>
<b>SUB PROGRAM TOTAL</b>	<b>0</b>	<b>0</b>	<b>866,801</b>	<b>17</b>	<b>260,435</b>	<b>0</b>	<b>1,127,236</b>	<b>1,049,224</b>	<b>2,176,460</b>

**SUBPROGRAM #/NAME: 31 EPSCoR**

**UNCA-State General Fund-781 State & University Generated/Unrestricted**

COST OBJECT	Dollar	FACULTY	NON FACULTY		EMPLOYEE BENEFITS	PERSONAL SERVICE CREDITS	TOTAL PERSONAL SERVICES	TOTAL OPERATING EXPENSES	TOTAL
		FTE	Dollar	FTE					
91-3101-0100 Epscor	0	0.00	73,882	1.00	17,805	0	91,687	223,604	315,291
91-3101-0200 Epscor Non-Match	0	0.00	0	0.00	0	0	0	112,414	112,414
<b>TOTAL</b>	<b>0</b>	<b>0.00</b>	<b>73,882</b>	<b>1.00</b>	<b>17,805</b>	<b>0</b>	<b>91,687</b>	<b>336,018</b>	<b>427,705</b>

**UNCA-Federal Advance-787 Federal/Restricted**

COST OBJECT	Dollar	FACULTY	NON FACULTY		EMPLOYEE BENEFITS	PERSONAL SERVICE CREDITS	TOTAL PERSONAL SERVICES	TOTAL OPERATING EXPENSES	TOTAL
		FTE	Dollar	FTE					
95-3101-0040001 EPSCoR	0	0.00	249,164	3.60	72,869	0	322,033	2,677,967	3,000,000
<b>TOTAL</b>	<b>0</b>	<b>0.00</b>	<b>249,164</b>	<b>3.60</b>	<b>72,869</b>	<b>0</b>	<b>322,033</b>	<b>2,677,967</b>	<b>3,000,000</b>
<b>SUB PROGRAM TOTAL</b>	<b>0</b>	<b>0</b>	<b>323,046</b>	<b>5</b>	<b>90,674</b>	<b>0</b>	<b>413,720</b>	<b>3,013,985</b>	<b>3,427,705</b>

**SUBPROGRAM #/NAME: 32 Research Initiative**

**UNCA-State General Fund-781 State & University Generated/Unrestricted**

COST OBJECT	Dollar	FACULTY	NON FACULTY		EMPLOYEE BENEFITS	PERSONAL SERVICE CREDITS	TOTAL PERSONAL SERVICES	TOTAL OPERATING EXPENSES	TOTAL
		FTE	Dollar	FTE					
91-3201-0100 Nebraska Research Initiative	0	0.00	0	0.00	0	0	0	11,404,187	11,404,187
<b>TOTAL</b>	<b>0</b>	<b>0.00</b>	<b>0</b>	<b>0.00</b>	<b>0</b>	<b>0</b>	<b>0</b>	<b>11,404,187</b>	<b>11,404,187</b>
<b>SUB PROGRAM TOTAL</b>	<b>0</b>	<b>0</b>	<b>0</b>	<b>0</b>	<b>0</b>	<b>0</b>	<b>0</b>	<b>11,404,187</b>	<b>11,404,187</b>

**SUBPROGRAM #/NAME: 33 Facilities Management & Planning**

COST OBJECT LISTING BY SUB PROGRAM  
 2014-2015 GENERAL OPERATING BUDGET  
 UNIVERSITY OF NEBRASKA  
 EXCLUDING UNCSN

**SUBPROGRAM #/NAME: 33 Facilities Management & Planning**

**UNCA-State General Fund-781 State & University Generated/Unrestricted**

COST OBJECT	Dollar	FACULTY	NON FACULTY		EMPLOYEE BENEFITS	PERSONAL SERVICE CREDITS	TOTAL PERSONAL SERVICES	TOTAL OPERATING EXPENSES	TOTAL
		FTE	Dollar	FTE					
91-3301-0100 Def Repair & Maint Fund	0	0.00	0	0.00	0	0	0	11,000,000	11,000,000
<b>TOTAL</b>	<b>0</b>	<b>0.00</b>	<b>0</b>	<b>0.00</b>	<b>0</b>	<b>0</b>	<b>0</b>	<b>11,000,000</b>	<b>11,000,000</b>
<b>SUB PROGRAM TOTAL</b>	<b>0</b>	<b>0</b>	<b>0</b>	<b>0</b>	<b>0</b>	<b>0</b>	<b>0</b>	<b>11,000,000</b>	<b>11,000,000</b>

**SUBPROGRAM #/NAME: 41 System Administration**

**UNCA-State General Fund-781 State & University Generated/Unrestricted**

COST OBJECT	Dollar	FACULTY	NON FACULTY		EMPLOYEE BENEFITS	PERSONAL SERVICE CREDITS	TOTAL PERSONAL SERVICES	TOTAL OPERATING EXPENSES	TOTAL
		FTE	Dollar	FTE					
91-4101-0200 Board of Regents	0	0.00	110,422	1.10	26,612	0	137,034	62,000	199,034
91-4105-0100 President's Office	0	0.00	854,133	6.21	205,847	0	1,059,980	150,000	1,209,980
91-4105-0200 Equipment & Related Exp	0	0.00	0	0.00	0	0	0	50,000	50,000
91-4105-1200 President Market/Equity Salary Pool	0	0.00	250,000	0.00	0	0	250,000	0	250,000
91-4105-1400 Internal Audit	0	0.00	131,512	1.00	31,694	0	163,206	10,000	173,206
91-4110-0100 University Affairs	0	0.00	768,561	8.00	185,224	0	953,785	47,000	1,000,785
91-4115-0100 Law Library	0	0.00	0	0.00	0	0	0	25,000	25,000
91-4115-0200 Vice President & General Counsel	0	0.00	915,327	7.86	196,495	0	1,111,822	27,000	1,138,822
91-4120-0100 Executive Vice President and Provost	0	0.00	1,058,640	9.17	303,797	0	1,362,437	51,000	1,413,437
91-4120-0130 International Affairs Expenses	0	0.00	0	0.00	0	0	0	40,000	40,000
91-4125-0100 Vice President for Business & Finance	0	0.00	1,372,279	12.10	330,093	0	1,702,372	87,000	1,789,372
91-4125-0300 Printing & Related Exp	0	0.00	0	0.00	0	0	0	38,000	38,000
91-4125-0400 Insur Redistribution	0	0.00	0	0.00	0	0	0	15,000	15,000
91-4125-0500 Building Operations	0	0.00	0	0.00	0	0	0	140,000	140,000
91-4130-0500 Memberships & Dues	0	0.00	0	0.00	0	0	0	75,000	75,000
91-4130-0600 Consultant Services	0	0.00	0	0.00	0	0	0	100,000	100,000
91-4130-1100 General Operations	0	0.00	0	0.00	0	0	0	335,000	335,000
91-4130-1120 UNCA Student Wages	0	0.00	18,720	1.00	0	0	18,720	0	18,720
<b>TOTAL</b>	<b>0</b>	<b>0.00</b>	<b>5,479,594</b>	<b>46.44</b>	<b>1,279,762</b>	<b>0</b>	<b>6,759,356</b>	<b>1,252,000</b>	<b>8,011,356</b>

**UNCA-State General Fund-781 Revolving/Designated**

COST OBJECT	Dollar	FACULTY	NON FACULTY		EMPLOYEE BENEFITS	PERSONAL SERVICE CREDITS	TOTAL PERSONAL SERVICES	TOTAL OPERATING EXPENSES	TOTAL
		FTE	Dollar	FTE					
92-4125-0100 VPBF Revolving	0	0.00	0	0.00	0	0	0	173,540	173,540
<b>TOTAL</b>	<b>0</b>	<b>0.00</b>	<b>0</b>	<b>0.00</b>	<b>0</b>	<b>0</b>	<b>0</b>	<b>173,540</b>	<b>173,540</b>

**UNCA-Trust-Grant/Cont/Loan/End-788 Trust/Restricted**

COST OBJECT	Dollar	FACULTY	NON FACULTY		EMPLOYEE BENEFITS	PERSONAL SERVICE CREDITS	TOTAL PERSONAL SERVICES	TOTAL OPERATING EXPENSES	TOTAL
		FTE	Dollar	FTE					
96-4101-0002001 Othmer-Topp Income Board of Regents	0	0.00	0	0.00	0	0	0	250,000	250,000
96-4105-0007001 Privately Funded Executive Salary Equity	0	0.00	0	0.00	0	0	0	0	0
96-4110-0004002 PreK-16 Qwest Foundation	0	0.00	0	0.00	0	0	0	50,000	50,000
96-4110-0013001 NDE Prek-16 Leadership	0	0.00	0	0.00	0	0	0	50,000	50,000
96-4115-0001001 General Counsel's Office	0	0.00	139,478	1.80	33,933	0	173,411	-207,920	-34,509
<b>TOTAL</b>	<b>0</b>	<b>0.00</b>	<b>139,478</b>	<b>1.80</b>	<b>33,933</b>	<b>0</b>	<b>173,411</b>	<b>142,080</b>	<b>315,491</b>
<b>SUB PROGRAM TOTAL</b>	<b>0</b>	<b>0</b>	<b>5,619,072</b>	<b>48</b>	<b>1,313,695</b>	<b>0</b>	<b>6,932,767</b>	<b>1,567,620</b>	<b>8,500,387</b>

**SUBPROGRAM #/NAME: 42 Nebraska Student Information System**

COST OBJECT LISTING BY SUB PROGRAM  
 2014-2015 GENERAL OPERATING BUDGET  
 UNIVERSITY OF NEBRASKA  
 EXCLUDING UNCSN

**SUBPROGRAM #/NAME: 42 Nebraska Student Information System**

**-740 State & University Generated/Unrestricted**

COST OBJECT	Dollar	FACULTY	NON FACULTY		EMPLOYEE BENEFITS	PERSONAL SERVICE CREDITS	TOTAL PERSONAL SERVICES	TOTAL OPERATING EXPENSES	TOTAL
		FTE	Dollar	FTE					
91-4201-0200 Project Management	0	0.00	0	0.00	0	0	0	1,818,856	1,818,856
<b>TOTAL</b>	<b>0</b>	<b>0.00</b>	<b>0</b>	<b>0.00</b>	<b>0</b>	<b>0</b>	<b>0</b>	<b>1,818,856</b>	<b>1,818,856</b>

**UNCA-State General Fund-781 State & University Generated/Unrestricted**

COST OBJECT	Dollar	FACULTY	NON FACULTY		EMPLOYEE BENEFITS	PERSONAL SERVICE CREDITS	TOTAL PERSONAL SERVICES	TOTAL OPERATING EXPENSES	TOTAL
		FTE	Dollar	FTE					
91-4210-0100 SIS ASG Team	0	0.00	386,376	5.65	93,117	0	479,493	0	479,493
91-4210-0110 SIS Basis Team	0	0.00	1,103,264	13.80	234,540	0	1,337,804	0	1,337,804
<b>TOTAL</b>	<b>0</b>	<b>0.00</b>	<b>1,489,640</b>	<b>19.45</b>	<b>327,657</b>	<b>0</b>	<b>1,817,297</b>	<b>0</b>	<b>1,817,297</b>
<b>SUB PROGRAM TOTAL</b>	<b>0</b>	<b>0</b>	<b>1,489,640</b>	<b>19</b>	<b>327,657</b>	<b>0</b>	<b>1,817,297</b>	<b>1,818,856</b>	<b>3,636,153</b>

**SUBPROGRAM #/NAME: 46 General Administration**

**UNCA-State General Fund-781 State & University Generated/Unrestricted**

COST OBJECT	Dollar	FACULTY	NON FACULTY		EMPLOYEE BENEFITS	PERSONAL SERVICE CREDITS	TOTAL PERSONAL SERVICES	TOTAL OPERATING EXPENSES	TOTAL
		FTE	Dollar	FTE					
91-4610-0400 Marketing	0	0.00	0	0.00	0	0	0	330,000	330,000
91-4620-0200 Buffett Early Childhood Institute	0	0.00	671,000	5.00	168,000	0	839,000	421,000	1,260,000
91-4620-0500 Administrative Systems Group	0	0.00	1,137,586	13.00	274,159	0	1,411,745	1,201,966	2,613,711
91-4620-0590 NSCS Admin System	0	0.00	0	0.00	0	0	0	150,000	150,000
91-4620-2200 P-16 Initiative	0	0.00	19,681	0.53	4,742	0	24,423	125,577	150,000
91-4620-2400 POE Peter Kiewit Institute	0	0.00	563,000	0.00	0	0	563,000	0	563,000
91-4620-2500 OW Administration/Operations	0	0.00	0	3.00	0	0	0	0	0
91-4620-2510 OW Marketing/Lead Generation	0	0.00	0	4.00	0	0	0	0	0
91-4620-2520 OW Program Development/Expansion	0	0.00	0	0.00	0	0	0	0	0
91-4620-2530 OWW - Communities Practice	0	0.00	0	0.00	0	0	0	0	0
91-4620-2540 OW Regulatory Compliance	0	0.00	0	0.00	0	0	0	0	0
91-4625-0130 ARDC Remediation	0	0.00	0	0.00	0	0	0	0	0
91-4625-0400 Self Insurance	0	0.00	0	0.00	0	0	0	441,686	441,686
91-4625-0700 Das Accounting Services	0	0.00	0	0.00	0	0	0	293,727	293,727
91-4630-0200 Intercampus Development Fund	0	0.00	0	0.00	0	0	0	2,000,000	2,000,000
91-4630-0241 LB 556 Telehealth Services	0	0.00	0	0.00	0	0	0	450,000	450,000
91-4630-0242 LB901 Psychology Internships	0	0.00	0	0.00	0	0	0	274,000	274,000
91-4630-0243 LB905 Pediatric Cancer	0	0.00	0	0.00	0	0	0	1,800,000	1,800,000
91-4630-0244 LB907 Consort Crime & Justice	0	0.00	0	0.00	0	0	0	200,000	200,000
91-4630-0300 HR/Talent/Equity Initiatives	0	0.00	0	0.00	0	0	0	150,000	150,000
91-4630-0500 Programs of Excellence	0	0.00	0	0.00	0	0	0	4,536,000	4,536,000
<b>TOTAL</b>	<b>0</b>	<b>0.00</b>	<b>2,391,267</b>	<b>25.53</b>	<b>446,901</b>	<b>0</b>	<b>2,838,168</b>	<b>12,373,956</b>	<b>15,212,124</b>

**UNCA-Trust-Grant/Cont/Loan/End-788 Trust/Restricted**

COST OBJECT	Dollar	FACULTY	NON FACULTY		EMPLOYEE BENEFITS	PERSONAL SERVICE CREDITS	TOTAL PERSONAL SERVICES	TOTAL OPERATING EXPENSES	TOTAL
		FTE	Dollar	FTE					
96-4620-0004001 Thompson Scholars Program	0	0.00	78,516	1.50	18,493	0	97,009	0	97,009
96-4620-0006001 Buffet Early Childhood	0	0.00	0	0.00	0	0	0	1,587,500	1,587,500
<b>TOTAL</b>	<b>0</b>	<b>0.00</b>	<b>78,516</b>	<b>1.50</b>	<b>18,493</b>	<b>0</b>	<b>97,009</b>	<b>1,587,500</b>	<b>1,684,509</b>
<b>SUB PROGRAM TOTAL</b>	<b>0</b>	<b>0</b>	<b>2,469,783</b>	<b>27</b>	<b>465,394</b>	<b>0</b>	<b>2,935,177</b>	<b>13,961,456</b>	<b>16,896,633</b>

COST OBJECT LISTING BY SUB PROGRAM  
 2014-2015 GENERAL OPERATING BUDGET  
 UNIVERSITY OF NEBRASKA  
 EXCLUDING UNCSN

**SUBPROGRAM #/NAME: 97 Clearing Centers**

**UNCA-Auxiliary-789 Auxiliaries & Services/Restricted**

COST OBJECT	Dollar	FACULTY	NON FACULTY		EMPLOYEE BENEFITS	PERSONAL	TOTAL	TOTAL	TOTAL
		FTE	Dollar	FTE		SERVICE CREDITS	PERSONAL SERVICES	OPERATING EXPENSES	
93-9770-0200 Administrative Systems Clearing	0	0.00	0	0.00	0	0	0	500,000	500,000
<b>TOTAL</b>	<b>0</b>	<b>0.00</b>	<b>0</b>	<b>0.00</b>	<b>0</b>	<b>0</b>	<b>0</b>	<b>500,000</b>	<b>500,000</b>
<b>SUB PROGRAM TOTAL</b>	<b>0</b>	<b>0</b>	<b>0</b>	<b>0</b>	<b>0</b>	<b>0</b>	<b>0</b>	<b>500,000</b>	<b>500,000</b>

COST OBJECT LISTING BY SUB PROGRAM  
 2014-2015 GENERAL OPERATING BUDGET  
 UNIVERSITY OF NEBRASKA  
 COMPUTER SERVICES NETWORK

**SUBPROGRAM #/NAME: 44 University-Wide Computing**

**UNCA-State General Fund-781 State & University Generated/Unrestricted**

COST OBJECT	Dollar	FACULTY	NON FACULTY		EMPLOYEE BENEFITS	PERSONAL SERVICE CREDITS	TOTAL PERSONAL SERVICES	TOTAL OPERATING EXPENSES	TOTAL
		FTE	Dollar	FTE					
91-4401-0100 CSN Director Activities	0	0.00	633,111	3.85	195,704	0	828,815	452,123	1,280,938
91-4401-0200 Customer Admin & Fin Mgmt	0	0.00	298,467	5.00	71,931	0	370,398	18,300	388,698
91-4405-0200 CSN Director-Admin Staff Operations	0	0.00	26,703	0.50	6,435	0	33,138	8,000	41,138
91-4415-0200 CSN Technology-Info Network Comm	0	0.00	0	0.00	0	0	0	474,180	474,180
91-4415-0600 CSN Director Special Projects	0	0.00	75,000	0.00	0	0	75,000	97,072	172,072
91-4425-0100 CSN Administration Team	0	0.00	653,442	10.01	154,975	0	808,417	0	808,417
91-4435-0100 CSN Operations-Helpdesk Team	0	0.00	0	0.00	0	0	0	0	0
91-4435-0300 CSN Operations-Telcommunications	0	0.00	24,000	0.00	0	0	24,000	101,816	125,816
91-4440-0100 CSN Operations-Operations Team	0	0.00	2,703,973	43.40	658,484	0	3,362,457	1,178,042	4,540,499
91-4440-0400 CSN Operations-UNK	0	0.00	0	0.00	0	0	0	900	900
91-4450-0200 CSN Applications Team	0	0.00	2,326,942	29.00	560,794	0	2,887,736	0	2,887,736
91-4460-1700 CSN Adjustments	0	0.00	0	0.00	0	0	0	-159,379	-159,379
91-4470-0110 CSN Operations - Network System	0	0.00	0	0.00	0	0	0	118,781	118,781
91-4470-0210 CSN Operations - Joint Study	0	0.00	107,113	1.00	25,814	0	132,927	0	132,927
91-4470-0310 CSN Operations - Infrastructure Upgrades	0	0.00	0	0.00	0	0	0	14,904	14,904
91-4470-0410 CSN Operations - Tech Plan Projects	0	0.00	0	0.00	0	0	0	634,543	634,543
91-4470-0610 CSN Operations - UNL Tech Plan Funds	0	0.00	0	0.00	0	0	0	652,453	652,453
91-4470-0710 CSN Operations - UNMC Tech Plan Funds	0	0.00	0	0.00	0	0	0	207,996	207,996
91-4470-0810 CSN Operations - UNO Tech Plan Funds	0	0.00	0	0.00	0	0	0	157,059	157,059
91-4470-0910 CSN Operations - UNK Tech Plan Funds	0	0.00	0	0.00	0	0	0	81,925	81,925
<b>TOTAL</b>	<b>0</b>	<b>0.00</b>	<b>6,848,751</b>	<b>92.76</b>	<b>1,674,137</b>	<b>0</b>	<b>8,522,888</b>	<b>4,038,715</b>	<b>12,561,603</b>

**UNCA-State General Fund-781 Revolving/Designated**

COST OBJECT	Dollar	FACULTY	NON FACULTY		EMPLOYEE BENEFITS	PERSONAL SERVICE CREDITS	TOTAL PERSONAL SERVICES	TOTAL OPERATING EXPENSES	TOTAL
		FTE	Dollar	FTE					
92-4460-1400 CSN Director Interfund Activity	0	0.00	0	0.00	0	0	0	279,600	279,600
92-4460-1600 CSN Networking Revolving	0	0.00	0	0.00	0	0	0	370,400	370,400
<b>TOTAL</b>	<b>0</b>	<b>0.00</b>	<b>0</b>	<b>0.00</b>	<b>0</b>	<b>0</b>	<b>0</b>	<b>650,000</b>	<b>650,000</b>

**UNCA-State General Fund-781 Cash & Student Contracts/Designated**

COST OBJECT	Dollar	FACULTY	NON FACULTY		EMPLOYEE BENEFITS	PERSONAL SERVICE CREDITS	TOTAL PERSONAL SERVICES	TOTAL OPERATING EXPENSES	TOTAL
		FTE	Dollar	FTE					
91-4405-0900 Nebr Distance Educ LB1208	0	0.00	182,979	1.00	44,098	0	227,077	372,923	600,000
<b>TOTAL</b>	<b>0</b>	<b>0.00</b>	<b>182,979</b>	<b>1.00</b>	<b>44,098</b>	<b>0</b>	<b>227,077</b>	<b>372,923</b>	<b>600,000</b>
<b>SUB PROGRAM TOTAL</b>	<b>0</b>	<b>0</b>	<b>7,031,730</b>	<b>94</b>	<b>1,718,235</b>	<b>0</b>	<b>8,749,965</b>	<b>5,061,638</b>	<b>13,811,603</b>