

University of Nebraska
General Operating Budget
Fiscal Year 2010-2011

As of July 1, 2010

(This page left blank intentionally)

University of Nebraska

FY 2010-2011 General Operating Budget

Table of Contents

Preface	Funding Categories	1
	Campus Abbreviations	2
	Cost Centers and WBS Elements	2
	Cost Center Description	2
	WBS Element Description	3
Chapter 1.	FY 2011 Operating Budget Highlights	5
	Board of Regents Agenda Item – University Operating Budget & Tuition Rates	6
	Board of Regents Agenda Item – NCTA Operating Budget & Tuition Rates	19
	Definitions and Amount of Funds	25
Chapter 2.	Summary of Expenditures and Revenues by campus	27
Chapter 3.	Summary of Employee FTE by campus	35
	UNL	36
	NCTA	40
	UNMC	41
	UNO	44
	UNK	46
	UNCA	48
Chapter 4.	Summary of Enrollment by campus	49
	Headcount	49
	Student Credit Hours	51
Chapter 5.	Legislative Bills	53
	LB 1 (Special Session) Appropriations	54
	LB 2 (Special Session) Cash Fund Transfers	56
	LB 935 (2010) Appropriations	57
	LB 542 (2010) Budget Studies Resolution	58
Chapter 6.	Cost Objects / State Programs and Subprograms	61
	Cost Objects / State Programs	61
	Subprograms	62
Chapter 7.	Capital Construction Project Funding	65

University of Nebraska FY 2010-2011 General Operating Budget

Table of Contents

University and Sub-program Dollar Summaries

University of Nebraska in Total

Budgeted Expenditures – University of Nebraska Including NCTA.....	67
Budgeted Revenues – University of Nebraska Including NCTA	68

Budgeted Expenditures – University of Nebraska Excluding NCTA.....	70
Budgeted Revenues – University of Nebraska Excluding NCTA	71

University of Nebraska-Lincoln (UNL)

Budgeted Expenditures – UNL Including IANR	73
Budgeted Revenues – UNL Including IANR	74

Budgeted Expenditures – UNL Excluding IANR and NCTA	76
Budgeted Revenues – UNL Excluding IANR and NCTA.....	77

Sub-program Number and Description

01	Academic Affairs	79
02	College of Architecture.....	80
05	College of Arts and Sciences	81
06	College of Business Administration	82
07	College of Fine and Performing Arts.....	83
11	College of Engineering and Technology	84
12	Research	85
14	College of Journalism and Mass Communication	86
15	College of Law.....	87
16	University Libraries	88
17	College of Education and Human Sciences	89
21	Summer Sessions	90
22	Other Instruction or Research	91
23	Student Aid	92
24	International Programs.....	93
25	Instruction Budget Adjustments	94
27	Television and Radio	95
28	Museums and Art Gallery	96
29	Information Services.....	97
30	Extended Education	98
32	Nebraska Research Initiative	99
33	Facilities Management and Planning	100
34	Innovation Campus	101
41	Executive Administration	102
42	Student Services.....	103
43	Business and Finance.....	104
44	General Expense	105
57	Tobacco Fund Research.....	106
74	Agency Funds	107
75	Student Housing.....	108

77	Intercollegiate Athletics	109
79	Other Auxiliary Enterprises	110
98	Company Balance Sheets.....	111

UNL Institute of Agriculture and Natural Resources (IANR)

Budgeted Expenditures – IANR	112
Budgeted Revenues – IANR	113

Sub-program Number and Description

61	College of Agriculture Sciences and Natural Resources	114
62	Agriculture Research Division.....	115
63	Cooperative Extension Service	116
64	Conservation and Survey Division	117
65	Nebraska Forest Service	118
66	Other IANR.....	119
68	IANR International Programs	120
74	Agency Funds	121
98	Company Balance Sheets.....	122

Nebraska College of Technical Agriculture (NCTA)

Budgeted Expenditures – NCTA	123
Budgeted Revenues – NCTA	124

Sub-program Number and Description

67	Nebraska College of Technical Agriculture.....	125
----	--	-----

University of Nebraska FY 2010-2011 General Operating Budget

Table of Contents

University and Sub-program Dollar Summaries (continued)

University of Nebraska Medical Center (UNMC)

Budgeted Expenditures – UNMC	126
Budgeted Revenues – UNMC.....	127

Sub-program Number and Description

01	Academic Affairs	128
04	School of Allied Health	129
09	College of Dentistry	130
12	Graduate College	131
16	McGoogan Library of Medicine	132
18	College of Nursing	133
19	Eppley Research Institute	134
20	College of Pharmacy	135
22	Other Instruction or Research	136
23	Student Aid	137
24	International Programs	138
25	Instruction Budget Adjustments	139
26	Continuing Studies and Public Services	140
29	Academic Computing Support.....	141
30	Rural Health Education Network.....	142
32	Research Initiative	143
33	Physical Plant Administration.....	144
38	Other Plant Operations and Maintenance	145
41	Executive Administration	146
42	Student Services.....	147
43	Business and Finance.....	148
44	General Expense	149
51	College of Medicine.....	150
52	College of Medicine.....	151
53	College of Medicine.....	152
54	College of Public Health	153
55	Munroe-Meyer Institute	154
56	Dental Clinic	155
57	Tobacco Fund Research.....	156
71	UNMC/Eppley Center Cancer Research and Care	157
81	Primary Care Joint Venture	158
82	Munroe-Meyer State Support	159
83	University Medical Associates	160
96	Stores / Services	161
97	Clearing Centers	162
98	Company Balance Sheets.....	163

University of Nebraska FY 2010-2011 General Operating Budget

Table of Contents

University and Sub-program Dollar Summaries (continued)

University of Nebraska at Omaha (UNO)

Budgeted Expenditures – UNO	164
Budgeted Revenues – UNO	165

Sub-program Number and Description

01	Academic Affairs	167
03	College of Public Affairs and Community Services	168
05	College of Arts and Sciences	169
06	College of Business Administration	170
07	College of Communications, Fine Arts, and Media.....	171
08	College of Information Science and Technology	172
10	College of Education	173
12	Graduate Studies and Research.....	174
16	University Libraries	175
21	Summer Sessions	176
22	Other Instruction or Research	177
23	Student Aid	178
24	International Programs.....	179
26	Continuing Studies and Public Services	180
29	Academic Computing Support.....	181
33	Physical Plant Administration.....	182
41	Executive Administration	183
42	Student Services.....	184
43	Business and Finance.....	185
44	General Expense	186
75	Student Housing.....	187
77	Intercollegiate Athletics	188
98	Company Balance Sheets.....	189
99	Income Activity	190

University of Nebraska FY 2010-2011 General Operating Budget

Table of Contents

University and Sub-program Dollar Summaries (continued)

University of Nebraska at Kearney (UNK)

Budgeted Expenditures – UNK	191
Budgeted Revenues – UNK	192

Sub-program Number and Description

01	Academic Affairs	193
05	College of Natural and Social Sciences	194
06	College of Business Administration	195
07	College of Fine Arts and Humanities.....	196
10	College of Education	197
12	College of Graduate Studies	198
16	University Libraries	199
21	Summer Sessions	200
22	Other Instruction and Research.....	201
23	Student Aid	202
24	International Programs.....	203
26	Continuing Studies and Public Service.....	204
28	Museums and Art Gallery	205
29	Academic Computing Support.....	206
33	Physical Plant Administration.....	207
41	Executive Administration	208
42	Student Affairs	209
43	Business and Finance.....	210
44	General Expense	211
74	Agency Funds	212
77	Intercollegiate Athletics	213
98	Company Balance Sheets.....	214
99	Income Activity	215

University of Nebraska FY 2010-2011 General Operating Budget

Table of Contents

University and Sub-program Dollar Summaries (continued)

University of Nebraska Central Administration (UNCA)

Budgeted Expenditures – UNCA	216
Budgeted Revenues – UNCA	217

Sub-program Number and Description

23	Student Aid (Optometry Contracts)	218
31	EPSCoR	219
32	Research Initiative	220
33	Facilities Management and Planning.....	221
41	System Administration.....	222
42	Executive Vice President & Provost.....	223
44	Computing Services Network.....	224
46	General Administration.....	225
97	Clearing Centers	226

University of Nebraska FY 2010-2011 General Operating Budget

Table of Contents

Cost Center / WBS Element Listing by Sub-program

University of Nebraska-Lincoln (UNL)

Sub-program Number and Description

01	Academic Affairs	227
02	College of Architecture.....	228
05	College of Arts and Sciences	229
06	College of Business Administration	234
07	College of Fine and Performing Arts.....	236
11	College of Engineering and Technology	237
12	Research.....	239
14	College of Journalism and Mass Communication	241
15	College of Law.....	241
16	University Libraries	243
17	College of Education and Human Sciences	244
21	Summer Sessions	246
22	Other Instruction or Research	247
23	Student Aid	247
24	International Programs.....	247
25	Instruction Budget Adjustments	248
27	Television and Radio	248
28	Museums and Art Gallery	249
29	Information Services.....	250
30	Extended Education	251
32	Nebraska Research Initiative	251
33	Facilities Management and Planning	252
34	Innovation Campus.....	253
41	Executive Administration	253
42	Student Services.....	253
43	Business and Finance.....	256
44	General Expense	258
57	Tobacco Fund Research.....	260
74	Agency Funds	260
75	Student Housing.....	260
77	Intercollegiate Athletics	261
79	Other Auxiliary Enterprises	262
98	Company Balance Sheets.....	263

University of Nebraska FY 2010-2011 General Operating Budget

Table of Contents

Cost Center / WBS Element Listing by Sub-program (continued)

UNL Institute of Agriculture and Natural Resources (IANR)

Sub-program Number and Description

61	College of Agriculture Sciences and Natural Resources	265
62	Agriculture Research Division.....	267
63	Cooperative Extension Service	274
64	Conservation and Survey Division	279
65	Nebraska Forest Service	279
66	Other IANR.....	280
68	IANR International Programs	282
74	Agency Funds	282
98	Company Balance Sheets.....	283

Nebraska College of Technical Agriculture (NCTA)

Sub-program Number and Description

67	Nebraska College of Technical Agriculture.....	284
----	--	-----

University of Nebraska FY 2010-2011 General Operating Budget

Table of Contents

Cost Center / WBS Element Listing by Sub-program (continued)

University of Nebraska Medical Center (UNMC)

<u>Sub-program Number and Description</u>	
01	Academic Affairs 286
04	School of Allied Health 286
09	College of Dentistry 288
12	Graduate College 290
16	McGoogan Library of Medicine 290
18	College of Nursing 290
19	Eppley Research Institute 292
20	College of Pharmacy 296
22	Other Instruction or Research 298
23	Student Aid 298
24	International Programs 299
25	Instruction Budget Adjustments 299
26	Continuing Studies and Public Services 299
29	Academic Computing Support 300
30	Rural Health Education Network 301
32	Research Initiative 301
33	Physical Plant Administration 301
38	Other Plant Operations and Maintenance 302
41	Executive Administration 302
42	Student Services 303
43	Business and Finance 304
44	General Expense 306
51	College of Medicine 307
52	College of Medicine 314
53	College of Medicine 321
54	College of Public Health 328
55	Munroe-Meyer Institute 332
56	Dental Clinic 335
57	Tobacco Fund Research 336
71	UNMC / Eppley Center Cancer Research and Care 337
81	Primary Care Joint Venture 337
82	Munroe-Meyer State Support 338
83	University Medical Associates 338
96	Stores / Services 339
97	Clearing Centers 339
98	Company Balance Sheets 340

University of Nebraska FY 2010-2011 General Operating Budget

Table of Contents

Cost Center / WBS Element Listing by Sub-program (continued)

University of Nebraska at Omaha (UNO)

Sub-program Number and Description

01	Academic Affairs	342
03	College of Public Affairs and Community Services	343
05	College of Arts and Sciences	344
06	College of Business Administration	346
07	College of Communication, Fine Arts, and Media	347
08	College of Information Science and Technology	349
10	College of Education	350
12	Graduate Studies and Research	351
16	University Libraries	351
21	Summer Sessions	352
22	Other Instruction or Research	352
23	Student Aid	353
24	International Programs	353
26	Continuing Studies and Public Services	354
29	Academic Computing Support	354
33	Physical Plant Administration	355
41	Executive Administration	356
42	Student Services	356
43	Business and Finance	358
44	General Expense	359
75	Student Housing	360
77	Intercollegiate Athletics	360
98	Company Balance Sheets	361
99	Income Activity	361

University of Nebraska FY 2010-2011 General Operating Budget

Table of Contents

Cost Center / WBS Element Listing by Sub-program (continued)

University of Nebraska at Kearney (UNK)

Sub-program Number and Description

01	Academic Affairs	363
05	College of Natural and Social Sciences	363
06	College of Business Administration	364
07	College of Fine Arts and Humanities.....	365
10	College of Education	366
12	College of Graduate Studies	367
16	University Libraries	367
21	Summer Sessions	367
22	Other Instruction and Research.....	368
23	Student Aid	369
24	International Programs.....	369
26	Continuing Studies and Public Services	369
28	Museums and Art Gallery	370
29	Academic Computing Support.....	370
33	Physical Plant Administration.....	371
41	Executive Administration	372
42	Student Affairs	372
43	Business and Finance.....	373
44	General Expense	375
74	Agency Funds	376
77	Intercollegiate Athletics	376
98	Company Balance Sheets.....	377
99	Income Activity	377

University of Nebraska FY 2010-2011 General Operating Budget

Table of Contents

Cost Center / WBS Element Listing by Sub-program (continued)

University of Nebraska Central Administration (UNCA)

Sub-program Number and Description

23	Student Aid	379
31	EPSCoR	379
32	Research Initiative	379
33	Facilities Management and Planning	379
41	System Administration.....	379
42	Executive Vice President & Provost.....	380
46	General Administration.....	381
97	Clearing Centers	381
44	Computing Services Network (CSN).....	382

University of Nebraska FY 2010-2011 General Operating Budget

Table of Contents

Index

Alphabetic Listing of Cost Objects

UNL	383
UNL / IANR	401
NCTA.....	412
UNMC	413
UNO.....	444
UNK.....	453
UNCA	459
CSN.....	461

Numeric Listing of Cost Objects

UNL	463
UNL / IANR	478
NCTA.....	488
UNMC	489
UNO.....	517
UNK.....	525
UNCA	530
CSN.....	531

Preface

FUNDING CATEGORIES

The University of Nebraska’s operating budget is supported from a variety of funding sources, which have been categorized as unrestricted, designated, or restricted. The unrestricted budget supports the instruction, research and public service missions of the University of Nebraska; the designated and restricted budget includes grants, contracts, auxiliary operations and other funds classified for a specific use by University policy or practice.

The data presented in this document segregates the budgets by funding source in the following manner:

<u>Unrestricted</u>	<u>Designated and/or Restricted</u>					
<u>State and</u>						
<u>University</u>						
<u>Generated</u>	<u>Cash</u>	<u>Revolving</u>	<u>Federal</u>	<u>Auxiliaries</u>	<u>Trust</u>	<u>Total</u>
				<u>and Services</u>		

Unrestricted

State- and University-Generated

The Unrestricted Budget (also referred to as the State-Aided budget) supports the instruction, research and public service missions of the University of Nebraska and is funded from state appropriations, university-generated cash funds and federal funds.

University-generated cash funds include tuition, some student fees (application, registration, late payment, graduation processing), investment income and a small amount of other miscellaneous cash revenues.

Federal funds that support the Unrestricted budget are those specifically identified in the Hatch and Smith-Lever Acts for activities at the Institute of Agriculture and Natural Resources (IANR). The Hatch Act supports Research activity on a project-by-project basis and includes such things as swine breeding and beef physiology. The Smith Lever Act supports Public Service activity, such as extension educators.

Designated and/or Restricted

Cash

Designated cash includes cash generated from patient service activities at the University of Nebraska Medical Center, campus research facility and administrative cost recoveries, and research funding from the Tobacco Settlement Fund.

Revolving

Revolving revenue is generated from activities incidental to instruction, research, and public service. Examples include class and laboratory fees, proceeds from the sale of grain or livestock related to research activities, product consulting fees, video sales to students, clinics and workshops proceeds, athletic seminar fees, testing services fees, and revenue from music/theater productions.

Federal

Federal budgets include federal grants and contracts and student aid programs supported from federal funds.

Auxiliaries and Services

An auxiliary enterprise is an entity that exists to furnish goods and services to students, faculty, or staff and charge a fee directly related to its operations. Auxiliary enterprises include residence halls, food service, student unions, bookstores, etc.

Trust

The budgets supported by trust funds relate directly to nonfederal grants or contracts, nonfederal student aid programs, maintenance of student loan programs, endowment funds, and agency funds.

CAMPUS ABBREVIATIONS:

UNL	University of Nebraska-Lincoln
IANR	Institute of Agriculture and Natural Resources
NCTA	Nebraska College of Technical Agriculture
UNMC	University of Nebraska Medical Center
UNO	University of Nebraska at Omaha
UNK	University of Nebraska at Kearney
UNCA	University of Nebraska Central Administration

Unless specified otherwise, UNL includes IANR

COST CENTERS and WBS ELEMENTS

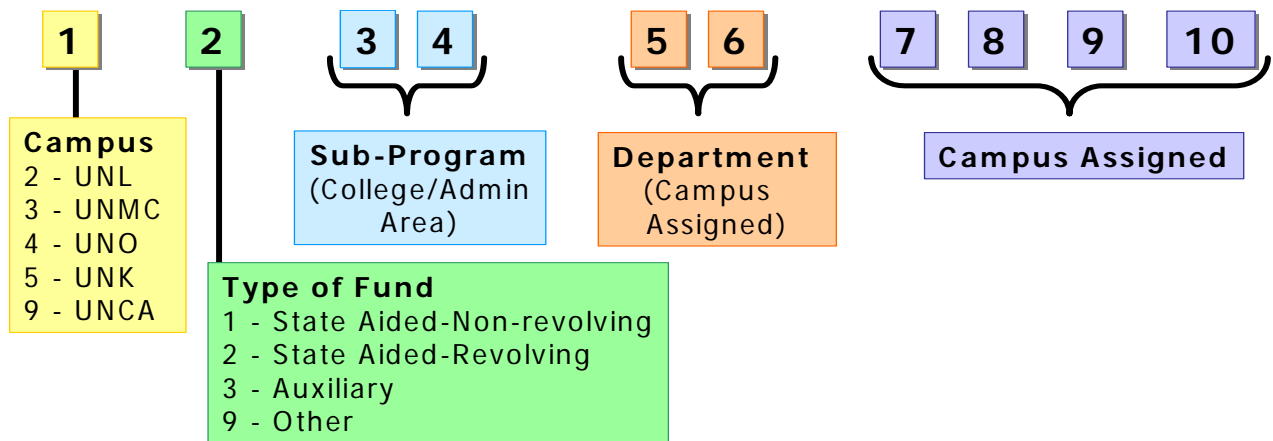
Cost centers and WBS Elements are used by the University to plan, gather, and track costs for University units and/or departments. A brief description of their structure follows:

Cost Center

A ten-digit number used to plan, gather, and track costs for a University unit or department for State Aided (revolving and non-revolving), auxiliary, and other fund types. Within a department, multiple cost centers may be set up to further break down expenses by project or activity.

Structure

Visual recognition has been built into the numbering structure. The first number represents the campus and the second number represents the fund type. The third and fourth digits represent the college or administrative area, and the fifth and sixth digits represent the department. The remaining digits represent the further breakdown of the cost center as necessary for reporting.

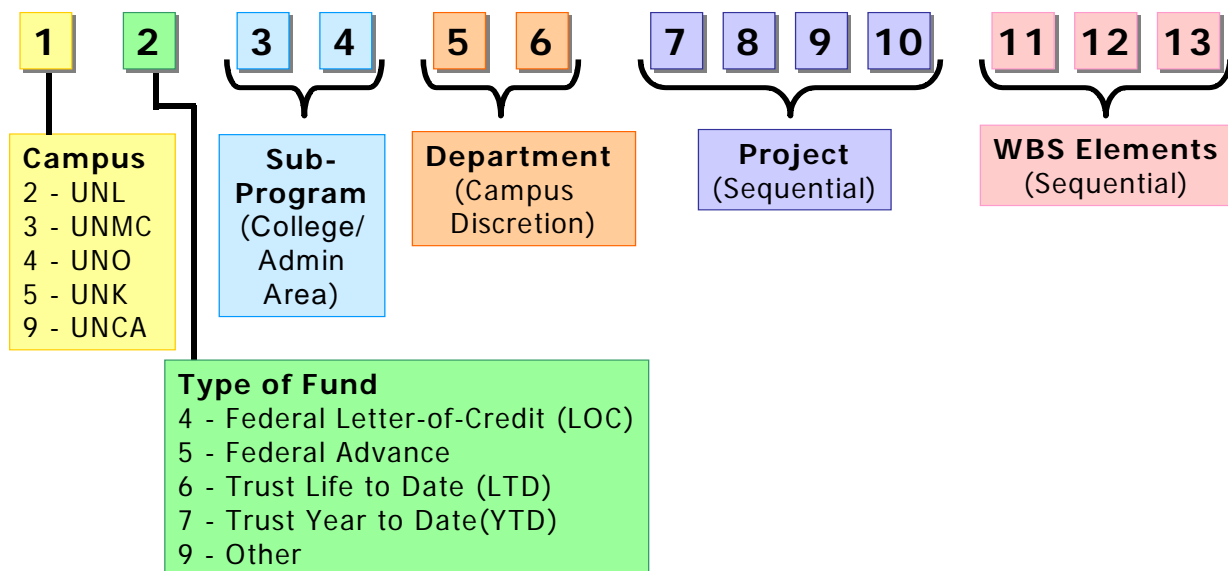


WBS Elements

A thirteen-digit number used to track costs and define the accounting structure within a project. A project can have multiple WBS elements, which can be used to segregate or breakdown the project by any criteria desired. The most common uses are for grants, subcontracts, phases of a plant project, tasks, or by faculty member for project accounting.

Structure

Visual recognition has been built into the numbering structure. The first number represents the campus and the second number represents the fund type. The third and fourth digits represent the college or administrative area, and the fifth and sixth digits represent the department. Digits seven through ten represent the project. The remaining digits represent the further breakdown of the WBS element as necessary for reporting.



(This page left blank intentionally.)

Chapter 1. Operating Budget Highlights

Introduction

The following FY 2010-11 General Operating Budget highlights reflect the guidelines used to allocate new FY 2010-11 University-wide resources. It should be noted that lump sum allocations are provided to the University of Nebraska campuses and each campus chancellor has the discretion of allocating these resources at the campus level based on their specific needs.

Salary, Wages, and Corresponding Benefits

The FY 2010-11 university-wide budget approved by the Board of Regents included no funding for salary increases for faculty, administrators, and staff. UNO faculty will receive a 1.34% per their collective bargaining agreement. UNK faculty will receive a 2.5% increase in 2010-11 per their collective bargaining agreement. Corresponding benefit increases will be adjusted proportionately.

Any individual salary increases are based on performance except when governed by collective bargaining agreements.

Essential Items

Included in the FY 2010-11 operating budget is \$18.4 million of increases for essential expenditure items including (note, these calculations do not include NCTA):

- Health Insurance
- New Building operations and maintenance
- Purchased Utilities
- Student Information System operating and maintenance costs
- College of Nursing Norfolk operating costs
- Behavioral Health at UNMC (per LB 603)
- Need-Based Aid
- Additional support from special tuition increases for Pharmacy (UNMC), Dentistry (UNMC), Allied Health (UNMC), Nursing (UNMC), and Law (UNL) programs
- One-time investments in strategic priorities that position the University for the next biennium and beyond, such as energy efficiencies that will save money over the long term, student recruitment initiatives that will increase revenues, and essential deferred maintenance projects.

Revenues

The University has been appropriated \$492million of state general appropriation funds for fiscal year 2010-11, a \$6.5 million or 1.3% decrease when compared to the 2009-10 original appropriation.

\$12.2 million is estimated to be generated from the 6.0% tuition rate increase the Board of Regents approved on June 11, 2010.

In order to keep tuition increases as low as possible, an additional \$10.1 million of funding reallocations will be required to fund all of the University's priorities and mandatory expense increases

TO: The Board of Regents
Business Affairs

MEETING DATE: June 11, 2010

SUBJECT: FY 2010-11 University of Nebraska Operating Budget and Tuition Rate Increases

RECOMMENDED ACTION: Approve the FY 2010-11 University of Nebraska Operating Budget, Tuition Rate Increases, and reinstate allotment for committed carry forward funds already approved in previous fiscal years.

PREVIOUS ACTION: April 16, 2010 – A budget update was provided to the Board of Regents Business Affairs Committee.

January 22, 2010 – The Board of Regents approved the 2009-2011 University of Nebraska at Omaha Collective Bargaining Agreement (X-B-3).

April 24, 2009 – The Board of Regents approved the 2009-2011 University of Nebraska at Kearney Collective Bargaining Agreement (IX-B-3).

June 13, 2008 – The Board of Regents approved the 2009-10 and 2010-11 University of Nebraska Biennial operating budget request (IX-B-7).

EXPLANATION: The attached materials provide an overview of the proposed 2010-11 University of Nebraska operating budget. Expenditures, including salaries and benefits, are estimated and subject to availability of state funds appropriated to the Board of Regents.

A 6% tuition rate increase is proposed for the 2010-11 academic year. This increase applies to both resident and nonresident undergraduate and graduate programs.

SPONSORS: Chris Kabourek
Assistant Vice President and Director of Budget and Planning

David E. Lechner
Vice President for Business and Finance

RECOMMENDED: _____
James B. Milliken
President

DATE: June 1, 2010

FY 2010-11 Budget

State-Aided Less Revolving Funds (Appropriation & Tuition)

University of Nebraska (Excluding NCTA)
FY 2010-11 Budget
State-Aided Less Revolving Funds (Appropriation and Tuition)

	FY 2009-10 Beginning Budget	FY 2009-10 Revised Budget	FY 2010-11 Proposed Budget++	Change from 2009-10 Beginning	
				Amount	Percent
REVENUES					
State Appropriations	\$ 498,658,685	\$ 489,888,444	\$ 492,126,159	\$ (6,532,526)	-1.3% (a)
Net Tuition	212,758,053	213,335,126	213,335,126	577,073	0.3% (b)
Distance Ed Reclassification	11,302,050	11,302,050	11,302,050	-	(c)
Tuition Rate Increase	-	-	12,236,736	12,236,736	6.0%
Other Tuition Rate Increases					
College of Law (Year 3 of 3)	-	-	150,000	150,000	(d)
College of Pharmacy (Year 3 of 4)	-	-	260,000	260,000	(d)
College of Dentistry (Year 2 of 4)	-	-	160,847	160,847	(e)
College of Allied Health (Year 2 of 3)	-	-	169,250	169,250	(e)
College of Nursing (Year 2 of 3)	-	-	224,612	224,612	(e)
Special Tuition remission adjustments	-	-	(70,223)	(70,223)	(e)
Online Worldwide	-	-	1,583,925	1,583,925	(f)
Enrollment Change	-	-	-	-	0.0%
Subtotals	224,060,103	224,637,176	239,352,323	15,292,220	6.8%
U-Wide Student Fees (excludes course/lab fees)	3,617,344	3,713,840	3,713,840	96,496	2.7%
Other Cash	16,349,108	15,775,506	15,775,506	(573,602)	-3.5% (g)
Federal Appropriations	6,201,594	6,201,594	6,201,594	-	0.0%
Total Revenues	748,886,834	740,216,560	757,169,422	8,282,588	1.1%
EXPENDITURES (h)					
Compensation					
Salaries	486,875,978	486,875,978	486,875,978	-	0.0%
UNO Faculty Collective Bargaining	1,782,118	1,782,118	2,336,674	554,556	1.34%
UNK Faculty Collective Bargaining	624,517	624,517	1,178,507	553,990	2.5%
Less Programs of Excellence	(18,000,000)	(18,000,000)	(18,000,000)	-	n/a (i)
Less Diversity	(6,000,000)	(6,000,000)	(6,000,000)	-	n/a (i)
Corresponding Benefits	60,984,065	60,984,065	60,984,065	-	0.0%
Health Insurance	52,884,928	52,884,928	55,529,174	2,644,246	5.0%
Subtotals	579,151,606	579,151,606	582,904,398	3,752,792	0.6%
Facilities					
Purchased Utilities	41,326,658	41,326,658	42,979,724	1,653,066	4.0%
LB605/1100 Debt Service	11,000,000	11,000,000	11,000,000	-	0.0%
Building Depreciation Assessment	4,167,110	4,167,110	4,167,110	-	
Suspended - Used for one-time investments	(4,167,110)	(4,167,110)	(4,167,110)	-	n/a (j)
New/Renovated Building Operating & Maint.	-	-	1,678,558	1,678,558	n/a (k)
Subtotals	52,326,658	52,326,658	55,658,282	3,331,624	6.4%
General Operations	75,233,874	75,233,874	75,497,763	263,889	0.4%
University Priorities					
Programs of Excellence	18,000,000	18,000,000	18,000,000	-	0.0%
Student and Faculty Diversity	6,000,000	6,000,000	6,000,000	-	0.0%
NU Funded Need-Based Aid	9,370,000	9,370,000	9,930,000	560,000	6.0%
Student Information System	-	-	2,700,000	2,700,000	new
Subtotals	33,370,000	33,370,000	36,630,000	3,260,000	9.8%
Special Appropriations					
College of Nursing Norfolk Operating	425,000	425,000	1,460,724	1,035,724	n/a
LB 603A Behavior Health (to UNMC)	1,385,160	1,385,160	1,563,993	178,833	n/a
Subtotals	1,810,160	1,810,160	3,024,717	1,214,557	n/a
One-Time Investments					
Strategic Priorities:	4,200,000	1,200,000			n/a
Need Based Aid			2,000,000	2,000,000	
Infrastructure/Deferred Maintenance			} 6,200,000	2,000,000	
Energy Reductions					
Deficit Reductions					
Other Tuition Rate Increases	-	-	2,478,411	2,478,411	n/a (c,d,e)
Enrollment Mgmt/Distance Ed Reclass	11,302,050	11,402,017	11,402,017	99,967	n/a (l)
Implemented reallocations	-	(8,507,514)	(8,507,514)		n/a
Total Expenditures	757,394,348	745,986,801	767,288,074	18,401,240	2.4%
Shortfall	(8,507,514)	(5,770,241)	(10,118,652)	(10,118,652)	-1.3%

Notes:

- ++ An estimated \$21.5 million of one-time carry forward funds are excluded from the recurring budget figures presented above. Reinstatement of allotment authority for these funds will be made to the State of Nebraska Dept. of Administrative Services budget division.
- (a) Reflects state appropriation allocations after November 2009 Legislative Special Session.
- (b) Estimated change in 2009-10 net tuition receipts compared to original budget.
- (c) Reflects reclassification of distance education revenues from revolving to state-aided budget.
- (d) This is the third year of a multi-year plan to increase tuition in these programs as approved by the Board of Regents on June 13, 2008 (IX-B-4).
- (e) This is the second year of a multi-year plan to increase tuition in these programs as approved by the Board of Regents on June 12, 2009 (IX-B-3).
- (f) Estimated tuition to be generated from Online Worldwide distance education tuition variances that are approved by the President.
- (g) Majority of decrease represents projected lower investment income returns.
- (h) Expenditure line items are estimated. Final budget figures may vary from figures noted above. All expenses are subject to availability of state funds appropriated to the Board of Regents.
- (i) Majority of PoE and Diversity dollars are budgeted as salaries. In order to avoid a double count while showing these items in the University-wide Priorities category, an offset has been applied.
- (j) The Governor and Legislature have suspended the 1% building depreciation assessment for the 2009-11 biennium. The \$4.2 million of freed up budget will be utilized for one-time investments. The assessment is scheduled to resume in 2011-12.
- (k) The 2009-10 Building O&M recurring budget has been distributed to the appropriate compensation, utility and general operating categories.
- (l) Reflects resources from enrollment and cash changes that will be allocated to the campus to cover enrollment growth costs as well as fund campus strategic priorities. Note, shortfalls are the responsibility of the campus experiencing the shortfall.

FY 2010-11 Total Budget (All Funds)

University of Nebraska (Excluding NCTA)
FY 2010-11 Budget
Total - All Funds

	FY 2009-10 Beginning Budget	FY 2010-11 Proposed Budget	CHANGE	
			Amount	Percent
REVENUES				
State Appropriations	\$ 498,658,685	\$ 492,126,159	\$ (6,532,526)	-1.3%
Net Tuition	212,758,053	213,335,126	577,073	0.3%
Tuition Rate Increase	-	12,236,736	12,236,736	5.7%
Other Tuition Increases	-	2,478,411	2,478,411	n/a
Enrollment Change	-	-	-	0.0%
Distance Ed Reclassification	-	11,302,050	11,302,050	n/a
Unrestricted Student Fees	3,617,344	3,713,840	96,496	2.7%
Other Cash	16,349,108	15,775,506	(573,602)	-3.5%
Federal Appropriations	6,201,594	6,201,594	-	0.0%
Designated Cash Funds	90,095,400	91,343,800	1,248,400	1.4%
Revolving/Auxiliary Funds	483,141,603	502,281,016	19,139,413	4.0%
Restricted Federal Funds	327,429,167	494,041,469	166,612,302	50.9% **
Restricted Trust Funds	255,484,457	282,647,342	27,162,885	10.6%
Total Revenues	1,893,735,411	2,127,483,049	233,747,638	12.3%
EXPENDITURES (a)				
State-Aided Activities	748,886,834	767,288,074	18,401,240	2.5%
Non State-Aided Activities	1,144,848,577	1,370,313,627	225,465,050	19.7%
Total Expenditures	1,893,735,411	2,137,601,701	243,866,290	12.9%
Revenues Less Expenses	\$ -	\$ (10,118,652)	\$ (10,118,652)	

Notes:

**Majority of federal fund growth reflects shift to direct student lending at UNO and UNK. Increases for additional Pell grants and ARRA research funding are also included.

University of Nebraska - Lincoln

2010-11 Tuition Rates

Student Category	Per Tuition Unit	2009-10 Rate	Increase	% Change	Additional Law	2010-11 Rate	% Change
Undergraduate							
Resident	Sem. Credit Hr.	\$187.00	\$11.25	6.0%		\$198.25	6.0%
Nonresident	Sem. Credit Hr.	\$555.00	\$33.25	6.0%		\$588.25	6.0%
Graduate							
Resident	Sem. Credit Hr.	\$247.00	\$14.75	6.0%		\$261.75	6.0%
Nonresident	Sem. Credit Hr.	\$665.75	\$40.00	6.0%		\$705.75	6.0%
Law							
Resident	Sem. Credit Hr.	\$277.50	\$16.75	6.0%	\$17.00	\$311.25	12.2%
Nonresident	Sem. Credit Hr.	\$715.25	\$43.00	6.0%	\$17.00	\$775.25	8.4%
College Independent Study/Summer Reading Program							
Undergraduate	Sem. Credit Hr.	\$212.00	\$12.75	6.0%		\$224.75	6.0%
Graduate	Sem. Credit Hr.	\$247.75	\$14.75	6.0%		\$262.50	6.0%

This is year three of a three year plan to increase the College of Law's tuition by an additional \$17 per student credit hour as approved by the Board of Regents on June 13, 2008 (Addendum IX-B-4).

Note, rates rounded to nearest \$0.25

University of Nebraska at Omaha

2010-11 Tuition Rates

Student Category	Per Tuition Unit	2009-10 Rate	Increase	% Change	2010-11 Rate	% Change
Undergraduate						
Resident	Sem. Credit Hr.	\$170.50	\$10.25	6.0%	\$180.75	6.0%
Nonresident	Sem. Credit Hr.	\$502.50	\$30.25	6.0%	\$532.75	6.0%
Graduate						
Resident	Sem. Credit Hr.	\$212.50	\$12.75	6.0%	\$225.25	6.0%
Nonresident	Sem. Credit Hr.	\$559.25	\$33.50	6.0%	\$592.75	6.0%

Note, rates rounded to nearest \$0.25

University of Nebraska at Kearney

2010-11 Tuition Rates

Student Category	Per Tuition Unit	2009-10 Rate	Increase	% Change	2010-11 Rate	% Change
Undergraduate						
Resident	Sem. Credit Hr.	\$151.25	\$9.00	6.0%	\$160.25	6.0%
Nonresident	Sem. Credit Hr.	\$310.00	\$18.50	6.0%	\$328.50	6.0%
Graduate						
Resident	Sem. Credit Hr.	\$187.50	\$11.25	6.0%	\$198.75	6.0%
Nonresident	Sem. Credit Hr.	\$387.75	\$23.25	6.0%	\$411.00	6.0%

Note, rates rounded to nearest \$0.25

University of Nebraska Medical Center 2010-11 Tuition Rates

Student Category	Per Tuition Unit	2009-2010 Rate	Increase	2010-11 Rate	% Change
Undergraduate					
Resident	Sem. Credit Hr.	\$187.00	\$11.25	\$198.25	6.0%
Nonresident	Sem. Credit Hr.	\$555.00	\$33.25	\$588.25	6.0%
Graduate					
Resident	Sem. Credit Hr.	\$247.00	\$14.75	\$261.75	6.0%
Nonresident	Sem. Credit Hr.	\$665.75	\$40.00	\$705.75	6.0%
Allied Health Physical Therapy (Semester) - First and Second Year (a)					
Resident	Semester	\$5,322	\$319	\$5,641	6.0%
Nonresident	Semester	\$9,715	\$583	\$10,298	6.0%
Allied Health Physical Therapy (Semester) - Third Year					
Resident	Semester	\$3,937	\$236	\$4,173	6.0%
Nonresident	Semester	\$9,715	\$583	\$10,298	6.0%
Allied Health Physical Therapy (Summer)					
Resident	Session	\$3,000	\$180	\$3,180	6.0%
Nonresident	Session	\$5,481	\$329	\$5,810	6.0%
Allied Health Medical Nutrition					
Resident	Semester	\$2,602	\$156	\$2,758	6.0%
Nonresident	Semester	\$4,163	\$250	\$4,413	6.0%
Dentistry (Semester) - First and Second Year (a)					
Resident	Semester	\$9,939	\$596	\$10,535	6.0%
Nonresident	Semester	\$22,989	\$1,379	\$24,368	6.0%
Dentistry (Semester) - Third and Fourth Years					
Resident	Semester	\$8,509	\$511	\$9,020	6.0%
Nonresident	Semester	\$22,989	\$1,379	\$24,368	6.0%
Dentistry (Summer) - First and Second Year (a)					
Resident	Session	\$4,970	\$298	\$5,268	6.0%
Nonresident	Session	\$11,494	\$690	\$12,184	6.0%
Dentistry (Summer) - Third and Fourth Years					
Resident	Session	\$4,255	\$255	\$4,510	6.0%
Nonresident	Session	\$11,494	\$689	\$12,183	6.0%
Medicine					
Resident	Semester	\$12,120	\$727	\$12,847	6.0%
Nonresident	Semester	\$28,420	\$1,705	\$30,125	6.0%
Nursing Undergraduate					
Resident	Sem. Credit Hr.	\$236.75	\$14.25	\$251.00	6.0%
Nonresident	Sem. Credit Hr.	\$693.50	\$41.50	\$735.00	6.0%
Nursing Graduate - First and Second Year (a)					
Resident	Sem. Credit Hr.	\$380.50	\$22.75	\$403.25	6.0%
Nonresident	Sem. Credit Hr.	\$748.50	\$45.00	\$793.50	6.0%
Nursing Graduate - Beyond Second Year					
Resident	Sem. Credit Hr.	\$268.00	\$16.00	\$284.00	6.0%
Nonresident	Sem. Credit Hr.	\$748.50	\$45.00	\$793.50	6.0%
Pharmacy - First, Second and Third Years (a)					
Resident First Year	Semester	\$7,936	\$476	\$8,412	6.0%
Nonresident	Semester	\$15,413	\$925	\$16,338	6.0%
Pharmacy - Fourth Year					
Resident	Semester	\$5,856	\$351	\$6,207	6.0%
Nonresident	Semester	\$15,413	\$925	\$16,338	6.0%

Note, rates charged by SCHs rounded to nearest \$0.25.

(a) Multi year plans to increase tuition in these programs as approved by the Board of Regents on June 13, 2008 (IX-B-4) and June 12, 2009 (IX-B-3).

GLOSSARY OF TERMS

STATE-AIDED LESS REVOLVING - EDUCATIONAL AND GENERAL BUDGET

The State-Aided less Revolving budget (also referred to as the Educational and General Budget) supports the primary instruction, research and public service missions of the University of Nebraska, and is funded from the following items:

State Appropriations - State general tax funds appropriated by the State of Nebraska Executive and Legislative branches.

Net Tuition - The University of Nebraska total gross tuition collections less tuition remission waivers, student refunds, and uncollectible tuition accounts.

Student Fees - The following student fees are included in the Unrestricted Educational and General Budget:

Application Fees - Includes undergraduate and graduate applications fees.

Registration Processing/Enrollment Services Fees - Partially covers registration expenses and other enrollment services.

Late Payment Fees - Applied to students who are late in paying tuition.

Late Registration Fees - Applied to students who enroll late in classes.

Graduation Processing Fees - Assessed at the end of an academic degree program when the student is ready for graduation.

International Student Fees - Applied for those additional services needed to support international students. Only UNL currently assesses this fee.

Other Cash - The following other income items are included in the Educational and General Budget:

Auxiliary Administrative Service Charge - The amount assessed of auxiliary operations for services provided by campus administrative operations. Only UNL and UNO currently assess administrative service charges.

Cigarette Tax - Funds that are designated by the State of Nebraska for use at UNMC for biomedical research. The amount historically (and currently) is \$500,000 per year.

Endowment Income - Income generated from the lease and/or sale of real estate and land managed by the Board of Educational Lands and Funds. This income is currently generated only at the UNL campus.

Indirect Cost Reimbursement - The administrative overhead amount that is collected on grants and contracts. Per an agreement with the State Executive and Legislative branches, a small portion (\$2.6 million) of the indirect cost reimbursements are included in the general State-Aided Less Revolving budget. The remaining portion is controlled at the campus level and is included in the non state-aided budget.

Investment Income - Interest income earned from state-aided less revolving tuition and cash fund balances.

Vocational Education Reimbursement/Patent & Royalty Income - Includes funds UNL receives from the Nebraska Department of Education as a vocational education reimbursement and unrestricted patent and royalty income.

Other - Other income from various refunds and assessments such as the UNK Safety Center.

Federal Appropriations - Funding identified in the Hatch and Smith-Lever Acts for activities at the Institute of Agriculture and Natural Resources (IANR). The Hatch Act supports Research activity on a project-by-project basis and includes such things as swine breeding and beef physiology. The Smith Lever Act supports Public Service activity, such as extension educators.

NON STATE-AIDED: DESIGNATED FUNDS BUDGET

The Designated Funds Budget includes current unrestricted funds that are designated to specific activities at the University of Nebraska and include the following items:

Designated Cash

Indirect Cost Funds - The administrative overhead amount that is collected on grants and contracts. The designated budget includes the indirect cost funds controlled at the campus level, which is the majority of the indirect cost funds. \$2.6 million of indirect costs supports the state-aided less revolving budget.

Patient Revenues - Revenue generated by a UNMC college or institute while performing clinical activities. These revenues are included in the designated budget as they are controlled by the UNMC campus.

Tobacco Settlement Funds - These are designated funds directed to UNMC for biomedical research. While the funds reside in the UNMC budget, they may be transferred to other campuses for biomedical research.

Revolving Funds - Revolving revenue is generated from activities incidental to instruction, research, and public service. Examples include class and laboratory fees, technology fees, proceeds from the sale of grain or livestock related to research activities, product consulting fees, clinics and workshops proceeds, testing services fees, and revenue from music/theater productions. These funds are controlled at the campus level.

Auxiliary Funds - An auxiliary enterprise is an entity that exists to furnish goods and services to students, faculty, or staff and charge a fee directly related to its operations. Auxiliary enterprises included residence halls, food service, student unions, bookstores, etc. These funds are controlled at the campus level.

NON STATE-AIDED: RESTRICTED FUNDS BUDGET

Restricted funds are those that are restricted in use by the donor or supporting agency.

Restricted Federal Funds - Include federal sponsored grants and contracts and student aid programs supported from federal funds.

Restricted Trust Funds - The budgets supported by trust funds relate directly to non federal grants and contracts, non federal student aid programs, maintenance of student loan programs, endowment funds and agency funds.

TO: The Board of Regents
Business Affairs

MEETING DATE: June 11, 2010

SUBJECT: FY 2010-11 Nebraska College of Technical Agriculture Operating Budget and Tuition Rate Increases

RECOMMENDED ACTION: Approve the FY 2010-11 Nebraska College of Technical Agriculture Operating Budget, Tuition Rate Increases, and reinstate allotment for committed carry forward funds already approved in previous fiscal years.

PREVIOUS ACTION: April 16, 2010 – A budget update was provided to the Board of Regents Business Affairs Committee.

June 13, 2008 – The Board of Regents approved the 2009-10 and 2010-11 Nebraska College of Technical Agriculture Biennial operating budget request (IX-B-8).

EXPLANATION: The attached materials provide an overview of the proposed 2010-11 Nebraska College of Technical Agriculture operating budget. Expenditures, including salaries and benefits, are estimated and subject to availability of state funds appropriated to the Board of Regents.

A 6% tuition rate increase is proposed for the 2010-11 academic year. This increase applies to both resident and nonresident undergraduate and graduate programs.

SPONSORS: Weldon Sleight
Dean
Nebraska College of Technical Agriculture

John Owens
NU Vice President for Agriculture and Natural Resources
IANR Vice Chancellor

Chris Kabourek
Assistant Vice President and Director of Budget and Planning

David E. Lechner
Vice President for Business and Finance

RECOMMENDED: _____
James B. Milliken
President

DATE: June 1, 2009

FY 2010-11 Budget

State-Aided Less Revolving Funds (Appropriation & Tuition)

Nebraska College of Technical Agriculture (NCTA)
FY 2010-11 Budget
State-Aided Less Revolving Funds (Appropriation & Tuition)

	FY 2009-10 Beginning Budget	FY 2009-10 Revised Budget	FY 2010-11 Proposed Budget++	Change from 2009-10 Beginning	
				Amount	Percent
REVENUES					
State Appropriations	\$ 2,639,103	\$ 2,592,687	\$ 2,593,945	\$ (45,158)	-1.7% (a)
Net Tuition	825,433	893,281	893,281	67,848	8.2% (b)
Tuition Rate Change			53,597	53,597	6.0%
Student Fees	4,475	4,475	4,475	-	0.0%
Total Revenues	3,469,011	3,490,443	3,545,298	76,287	2.2%
EXPENDITURES (c)					
Compensation					
Salaries	1,875,679	1,875,679	1,875,679	-	0.0%
Corresponding Benefits	279,969	279,969	279,969	-	0.0%
Health Insurance	279,762	279,762	293,750	13,988	5.0%
Subtotals	2,435,410	2,435,410	2,449,398	13,988	0.6%
Facilities					
Purchased Utilities	485,199	485,199	504,607	19,408	4.0%
Building Depreciation Assessment	20,755	20,755	20,755	-	0.0% (d)
Suspended-Used for one-time investments	(20,755)	(20,755)	(20,755)	-	0.0% (d)
Subtotals	505,954	505,954	525,362	19,408	3.8%
Operations	506,892	506,892	506,892	-	0.0%
One Time Investments					
Strategic Priorities	20,755	20,755	38,755	18,000	n/a (d)
Enrollment management					
	-	67,848	67,848	67,848	n/a (e)
Total Expenditures	3,469,011	3,536,859	3,588,255	119,244	3.4%
Required reallocations	\$ -	\$ (46,416)	\$ (42,957)	\$ (42,957)	

Notes:

- (++) Recurring figures only. Does not reflect any prior year carry forwards or one-time expenditures to be spent in 2010-11.
- (a) Reflects state appropriation allocations after November 2009 Legislative Special Session.
- (b) Estimated change in 2009-10 net tuition receipts compared to original budget.
- (c) Expenditure line items are estimated. Final budget figures may vary from figures noted above. All expenses are subject to availability of state funds appropriated to the Board of Regents.
- (d) The Governor and Legislature have suspended the 1% building depreciation assessment for the 2009-11 biennium. The freed up budget will be utilized for one-time investments. The assessment is scheduled to resume in 2011-12.
- (e) Resources from prior year enrollment changes to cover growth costs as well as fund strategic priorities.

FY 2010-11 Total Budget (All Funds)

Nebraska College of Technical Agriculture (NCTA)
FY 2010-11 Budget
Total - All Funds

	FY 2009-10 Beginning Budget	FY 2010-11 Proposed Budget	CHANGE	
			Amount	Percent
REVENUES				
State Appropriations	\$ 2,639,103	\$ 2,593,945	\$ (45,158)	-1.7%
Net Tuition	825,433	893,281	67,848	8.2%
Tuition Rate Change	-	53,597	53,597	6.0%
Net Tuition	825,433	946,878	121,445	14.7%
Unrestricted Student Fees	4,475	4,475	-	0.0%
Revolving/Auxiliary Funds	1,000,000	1,033,000	33,000	3.3%
Total Revenues	4,469,011	4,578,298	109,287	2.4%
EXPENDITURES (a)				
State-Aided Activities	3,469,011	3,588,255	119,244	3.4%
Non State-Aided Activities	1,000,000	1,033,000	33,000	3.3%
Total Expenditures	4,469,011	4,621,255	152,244	3.4%
Required reallocations	\$ -	\$ (42,957)	\$ (42,957)	

FY 2010-11 Tuition Rates

Nebraska College of Technical Agriculture

2010-11 Tuition Rates

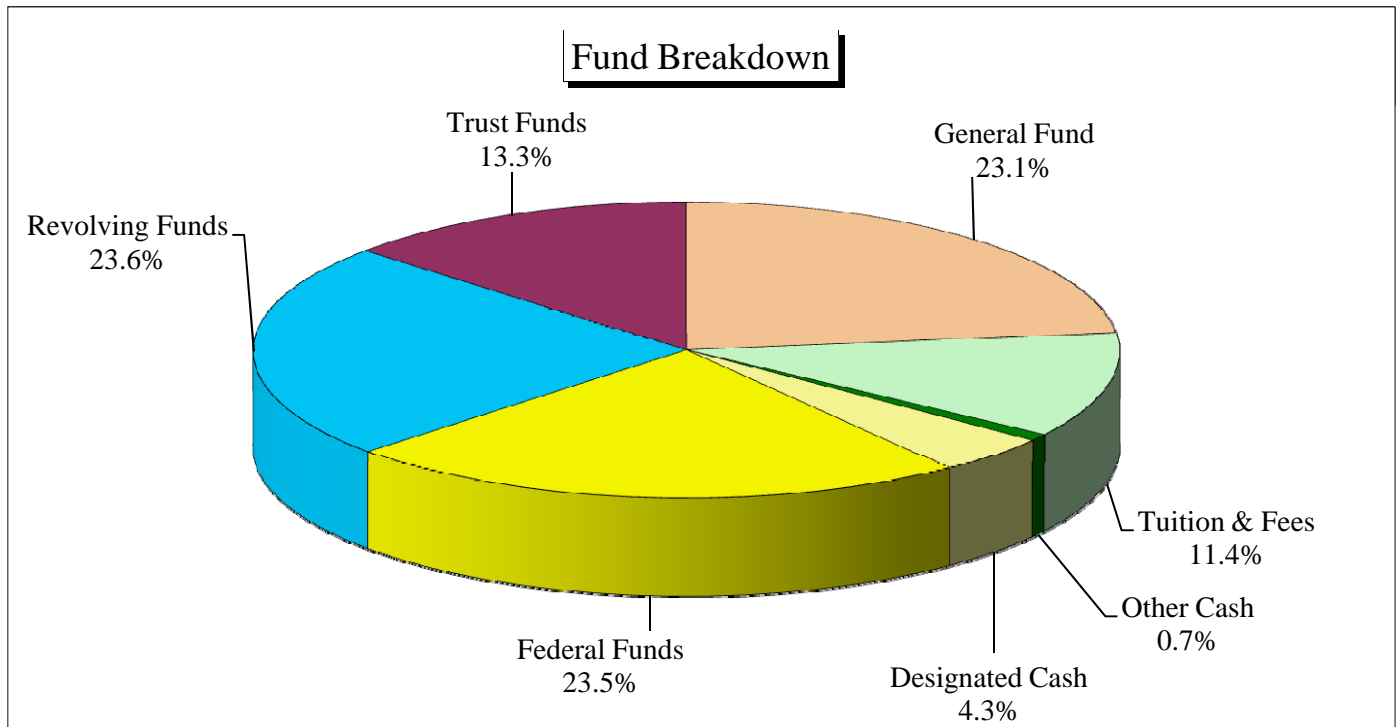
Student Category	Per Tuition Unit	2009-10 Rate	Increase	2010-11 Rate	% Change
NCTA					
Resident	Sem. Credit Hr.	\$100.50	\$6.00	\$106.50	6.0%
Nonresident	Sem. Credit Hr.	\$200.75	\$12.00	\$212.75	6.0%

Note, rates rounded to nearest \$0.25

University of Nebraska (Excluding NCTA)

2010-11 Budget by Funding Source

Fund	Definition	Amount
General Fund	State tax revenue allocated to the University	\$ 492,126,159
Unrestricted Cash		
Tuition & Fees	Tuition, application fees, registration fees, and other miscellaneous fees. Note, does not include course and lab fees (which are included in revolving funds).	243,066,163
Other Cash	Investment Income and other miscellaneous cash revenues	15,775,506
Designated Cash	Clinic patient revenues, Tobacco Research funds, indirect cost research incentive funds	91,343,800
Federal Funds	Provided by federal agencies for research, cooperative extension, grants and contracts, and student aid programs.	500,243,063
Revolving Funds	Self-generated from departmental sales, course and lab fees, and charges for housing, food services, etc.	502,281,016
Trust Funds	Private gifts, grants, and contracts, non-federal student aid programs, etc.	282,647,342
Totals		\$ 2,127,483,049



(This page left blank intentionally.)

Chapter 2. Summary of Expenditures and Revenues

Table 6. Summary of Expenditures and Revenues for Unrestricted State-Aided Programs, 2010-2011

Sub-Program #	UNL	UNMC	UNO	UNK	Central Administration			Totals Without NCTA
					System Admin	U-Wide Computing (a)	Transfers & U-Wide Activities (b)	
<i>Instruction, Research, Extension, and Public Service</i>								
01	14,352,157	928,043	2,074,667	2,585,669				19,940,536
02	3,538,438							3,538,438
03			10,159,404					10,159,404
04		3,858,920						3,858,920
05	55,418,004		19,876,102	9,949,833				85,243,939
06	13,852,241		9,299,517	7,086,876				30,238,634
07	9,678,397		7,593,970	7,695,546				24,967,913
08			7,243,483					7,243,483
09		9,808,530						9,808,530
10			9,139,500	6,796,253				15,935,753
11	22,497,852							22,497,852
12	2,165,371	1,424,155	690,141	1,415,603				5,695,270
14	3,934,207							3,934,207
15	7,414,523							7,414,523
16	10,811,621	2,631,811	4,996,896	2,352,820				20,793,148
17	17,697,952							17,697,952
18		14,139,454						14,139,454
19		3,576,788						3,576,788
20		4,663,235						4,663,235
21	4,487,653		2,186,846	1,215,338				7,889,837
23	5,627,232	352,135	2,667,819	1,356,814		618,955		10,622,955
24	895,803		563,769	476,852				1,936,424
22/25	6,898,971	7,242,166	5,825,405	1,081,534				21,048,076
26			1,102,492	480,748				1,583,240
27	1,507,591							1,507,591
28	1,945,295			238,750				2,184,045
29	6,156,718	1,892,159	2,483,988	1,217,662				11,750,527
30	6,998,364	39,368						7,037,732
31						356,622		356,622
32						11,404,187		11,404,187
51/52/53		59,040,892						59,040,892
54		5,313,830						5,313,830
71		339,404						339,404
82		3,851,775						3,851,775
<i>Institute of Agriculture and Natural Resources</i>								
61	14,523,792							14,523,792
62	38,615,964							38,615,964
63	26,535,790							26,535,790
64								-
65	1,523,914							1,523,914
66	19,426,412							19,426,412
68	235,045							235,045

(a) U-Wide Computing (also known as Computing Services Network) is the information technology services division of the University of Nebraska Central Administration. CSN is the primary administrative computing service and intercampus data communications provider for the University of Nebraska

(b) Transfers and U-Wide Activities includes items that are budgeted at Central Administration but transferred during the year to the campuses, the state of Nebraska, or other entities. Examples include Nebraska Research Initiative Funds, Deferred Maintenance Debt Service, Student Optometry Contracts, EPSCoR, DAS Accounting fees, etc

(c) UNL Graduate Studies is reflected in Academic Affairs, Subprogram 1

Table 6. Summary of Expenditures and Revenues for Unrestricted State-Aided Programs, 2010-2011

Sub-Program #	UNL				UNMC		UNO		UNK		Central Administration		
	UNL	UNMC	UNO	UNK	System Admin	U-Wide Computing (a)	Transfers & U-Wide Activities (b)	Totals Without NCTA	NCTA				
<i>Nebraska College of Technical Agriculture</i>													
NCTA													3,545,298
<i>Plant Operations and Maintenance</i>													
33	40,649,733	18,504,523	14,586,855	6,127,090						15,167,110			95,035,311
38		3,213,630											3,213,630
<i>Administration and General Expense</i>													
41	1,159,573	1,200,410	761,151	636,327	6,732,189								10,489,650
42	7,645,132	1,529,689	3,650,854	2,670,907						2,700,000			18,196,582
43	12,523,312	10,735,482	5,341,777	1,985,594									30,586,165
44										9,654,901			12,010,691
46	7,776,015	3,136,832	684,736	1,691,448									13,289,031
77			1,776,090	1,573,448						12,549,210			12,549,210
79	373,581												3,349,538
													373,581
TOTAL Unrestricted Expenditures	366,866,653	157,423,231	112,705,462	58,635,112	6,732,189	9,654,901	45,151,874	757,169,422	3,545,298				
<i>Sources of Funding</i>													
State General Fund	226,495,925	125,708,136	55,827,293	34,097,172	6,190,858	9,654,901	34,151,874	492,126,159	2,593,945				
Net Tuition	128,464,286	28,652,160	57,525,363	24,710,514				239,352,323	946,878				
Student Fees	2,284,800	147,480	1,032,000	249,560				3,713,840	4,475				
Facilities & Administrative Research Cost Recoveries:	700,000	1,825,000	120,000	20,000				2,665,000					
Other Cash Funds	8,629,275	2,400,000	850,900	689,000	541,331			13,110,506					
LB 1100/605 Debt Service	(5,909,277)	(1,309,545)	(2,650,094)	(1,131,134)									
Federal Funds	6,201,594									11,000,000			6,201,594
TOTAL Funding	366,866,653	157,423,231	112,705,462	58,635,112	6,732,189	9,654,901	45,151,874	757,169,422	3,545,298				

Table 7. Summary of Expenditures and Revenues for Designated/Restricted Cash Programs, 2010-2011

Sub-Program #	Central Administration				UNK	UNO	UNMC	UNL	System Admin	U-Wide Computing	Transfers & U-Wide Activities	Totals Without NCTA	NCTA
	UNL	UNMC	UNO	UNK									
<i>Instruction, Research, Extension, and Public Service</i>													
01	818,604	818,604		160,000								978,604	
04	1,349,338	1,349,338										1,349,338	
12	2,778,512											2,778,512	
16	2,000,000											2,000,000	
22/25	18,421,488	20,175,000	2,093,280									40,689,768	
55		7,990,000										7,990,000	
56		5,850,000										5,850,000	
57		11,010,000										11,010,000	
81		8,106,400										8,106,400	
83		8,502,400										8,502,400	
<i>Institute of Agriculture and Natural Resources</i>													
66	1,600,000											1,600,000	
<i>Administration and General Expense</i>													
41			18,880									18,880	
42			25,020									25,020	
43		(167,942)	62,820									(105,122)	
44				550,000								550,000	
TOTAL Designated Cash	24,800,000	63,633,800	2,200,000	160,000	-	550,000	-	91,343,800	-	-	-	91,343,800	-
<i>Sources of Funding</i>													
Patient Revenues		30,448,800										30,448,800	
Tobacco Settlement Funds		11,010,000										11,010,000	
LB 1208				550,000								550,000	
Facilities & Administrative Research Cost Recoveries	24,800,000	22,175,000	2,200,000	160,000								49,335,000	
TOTAL Funding	24,800,000	63,633,800	2,200,000	160,000	-	550,000	-	91,343,800	-	-	-	91,343,800	-

Table 8. Summary of Expenditures and Revenues for Revolving Programs, 2010-2011

Sub-Program #	Instruction, Research, Extension, and Public Service	Central Administration						Totals Without NCTA
		UNL	UNMC	UNO	UNK	System Admin	U-Wide Computing	
01	Academic Affairs	957,288			1,945,000		2,902,288	
02	College of Architecture	387,466					387,466	
03	College of Public Affairs and Community Service			534,986			534,986	
04	School of Allied Health						-	
05	College of Arts and Sciences	3,392,481		936,668			4,329,149	
06	College of Business Administration	414,288		1,644,587			2,058,875	
07	College of Fine Arts	392,034		1,131,270			1,523,304	
08	College of Information Science and Technology			553,731			553,731	
10	Teachers College/College of Education			1,571,489			1,571,489	
11	College of Engineering and Technology	3,207,209					3,207,209	
12	Graduate Studies and Research	39,000		69,783			108,783	
14	College of Journalism and Mass Communication	48,259					48,259	
15	College of Law	802,566					802,566	
16	University Libraries	2,032,139		1,317,200			3,349,339	
17	College of Education and Human Sciences	2,149,737					2,149,737	
21	Summer Sessions	6,258					6,258	
22	Other Instruction or Research	12,714,222					14,554,222	
24	International Programs	1,403,112					1,427,276	
26	Continuing Studies and Public Service	24,164	7,013,600				8,228,860	
27	Television and Radio	5,593,309					5,593,309	
28	Museums and Art Gallery	298,521					298,521	
29	Acad Computing/Information Services/Bio Med Con	2,331,360		1,098,500			3,429,860	
30	Extended Education	4,331,934					4,331,934	
34	Innovation Campus	15,000,000					15,000,000	
<i>Institute of Agriculture and Natural Resources</i>								
61	College of Ag Sciences and Natural Resources	1,186,146					1,186,146	
62	Agriculture Research Division	21,970,205					21,970,205	
63	Cooperative Extension Service	2,676,425					2,676,425	
64	Conservation and Survey Division						-	
65	Nebraska Forest Service	32,000					32,000	
66	Other IANR	(3,276,779)					(3,276,779)	
<i>Nebraska College of Technical Agriculture</i>								
	NCTA							310,000
Administration and General Expense								
33	Physical Plant Admin/Facilities Mgmt & Plannin						-	
42	Student Services	2,651,480		2,651,686			1,231,803	6,534,969
43	Business and Finance	1,453,355		231,728				1,685,083
44	General Expense/Public Affairs & Alumni Admin	4,405,299					12,500	4,417,799
44	Computing Services Network						650,000	650,000
99	Income Activity						3,810,697	3,810,697
	Total Revolving	85,220,366	7,013,600	16,200,000	7,000,000	-	650,000	116,083,966
Sources of Funding								
	Revolving Funds	85,220,366	7,013,600	16,200,000	7,000,000	-	650,000	116,083,966
	Facilities & Administrative Research Cost Recoveries					-	-	-
	Total Revolving	85,220,366	7,013,600	16,200,000	7,000,000	-	650,000	116,083,966

Table 8b. Summary of Expenditures and Revenues for Auxiliary Programs, 2010-2011

Sub-Program #	UNL	UNMC	UNO	UNK	Central Administration			Totals Without NCTA
					System Admin	U-Wide Computing	Transfers & U-Wide Activities	
<i>Auxiliary Operations</i>								
01	180,474	76,355						256,829
02	63,171							
04	268,775							268,775
05	144,813							144,813
06	586,000							586,000
07	415,901							415,901
09		1,259,031						1,259,031
10			50,000					50,000
15	12,898							12,898
16	33,000	216,642						249,642
17	932,365							932,365
18	92,362							92,362
19	124,829							124,829
20	45,182							45,182
22								-
24	1,651,147	152,202		2,522				1,805,871
27								-
28	109,020							109,020
29	15,301,196	6,490,071	1,400,000	1,973,109				25,164,376
33	5,050,856	7,507,076	2,321,645	3,055,894				17,935,471
42	22,873,769	251,580	15,630,706	6,303,799				45,059,854
43	35,771,837	9,250,832		1,108,336				46,131,005
44	177,523	412,258	355,155	247,578				1,192,514
51/52/53		3,401,214						3,401,214
54		1,072,344						1,072,344
55		1,878,110						1,878,110
56	64,030							64,030
62	1,561,188							1,561,188
63	132,688							132,688
65	75,112							75,112
66	327,014							327,014
75	35,257,227		1,751,380					37,008,607
77	79,442,851		5,615,286	583,201				85,641,338
79	8,990,236							8,990,236
96		2,394,133						2,394,133
97		2,417,510						2,417,510
98	46,163,864	48,468,364	3,875,828	325,561				98,833,617
<i>Nebraska College of Technical Agriculture</i>								
NCTA								723,000
TOTAL Auxiliary Operations								
	255,254,150	85,842,900	31,000,000	13,600,000	-	500,000	386,197,050	723,000
<i>Sources of Funding</i>								
Auxiliary Funds	255,254,150	85,842,900	31,000,000	13,600,000	-	500,000	386,197,050	723,000

Table 9. Summary of Expenditures and Revenues for Federal and Trust Programs, 2010-2011

	Central Administration					Totals Without NCTA	
	UNL	UNMC	UNO	UNK	System Admin		U-Wide Computing
<i>Grants, Contracts, and Anticipated Awards</i>							
Federal Letters of Credit	162,392,319	119,830,000	76,000,000	37,827,186		396,049,505	
Federal Advances	78,219,150	10,000,000	6,300,000	1,472,814		97,991,964	
Trust Funds	119,547,342	140,000,000	17,000,000	5,300,000	345,827	282,647,342	2,000,000
TOTAL Grants and Contracts	360,158,811	269,830,000	99,300,000	44,600,000	345,827	776,688,811	2,454,173

(This page left blank intentionally.)

Chapter 3. Employee FTE Summary

Table 10. Budgeted Employee FTE - 2010-2011

Campus	Faculty	Academic Admin	Other Admin	Mgr/ Prof Staff	Office/ Service	Other Academic	Hourly	Total
Unrestricted Programs								
University of Nebraska - Lincoln	1,575.860	114.820	36.840	754.179	886.619	412.070	81.160	3,861.548
University of Nebraska Medical Center	537.970	33.582	10.438	301.010	483.190	471.702	1.560	1,839.452
University of Nebraska at Omaha	572.130	46.470	10.000	212.970	316.330	55.960	47.260	1,261.120
University of Nebraska at Kearney	304.150	27.250	23.650	103.663	172.292	14.580	32.680	678.265
Univ of Nebr Central Administration	0.000	3.180	22.090	104.275	28.945	0.000	5.000	163.490
TOTAL Unrestricted	2,990.110	225.302	103.018	1,476.097	1,887.376	954.312	167.660	7,803.875
Designated Programs								
University of Nebraska - Lincoln	40.090	5.510	13.550	350.281	210.488	32.460	40.780	693.159
University of Nebraska Medical Center	78.435	4.883	0.000	132.059	137.364	6.710	0.000	359.451
University of Nebraska at Omaha	2.160	0.000	0.000	71.510	23.560	1.320	67.980	166.530
University of Nebraska at Kearney	0.870	0.000	0.000	13.633	6.868	0.000	0.000	21.371
Univ of Nebr Central Administration	0.000	0.000	0.000	1.000	0.000	0.000	0.000	1.000
TOTAL Designated	121.555	10.393	13.550	568.483	378.280	40.490	108.760	1,241.511
Restricted Programs								
University of Nebraska - Lincoln	96.588	7.120	48.980	678.066	830.761	30.480	336.030	2,028.025
University of Nebraska Medical Center	505.152	8.633	5.222	754.033	510.523	166.669	0.422	1,950.654
University of Nebraska at Omaha	9.690	0.800	12.400	139.290	93.610	1.990	76.026	333.806
University of Nebraska at Kearney	14.250	0.000	16.210	50.621	59.870	1.500	33.720	176.171
Univ of Nebr Central Administration	0.000	0.570	0.340	4.000	1.780	0.000	0.000	6.690
TOTAL Restricted	625.680	17.123	83.152	1,626.010	1,496.544	200.639	446.198	4,495.346
Unrestricted and Designated/Restricted Programs								
University of Nebraska - Lincoln	1,712.538	127.450	99.370	1,782.526	1,927.868	475.010	457.970	6,582.732
University of Nebraska Medical Center	1,121.557	47.098	15.660	1,187.102	1,131.077	645.081	1.982	4,149.557
University of Nebraska at Omaha	583.980	47.270	22.400	423.770	433.500	59.270	191.266	1,761.456
University of Nebraska at Kearney	319.270	27.250	39.860	167.917	239.030	16.080	66.400	875.807
Univ of Nebr Central Administration	0.000	3.750	22.430	109.275	30.725	0.000	5.000	171.180
TOTAL Unrestricted/Designated/Restricted	3,737.345	252.818	199.720	3,670.590	3,762.200	1,195.441	722.618	13,540.732
University of Nebraska, excluding NCTA								
TOTAL Unrestricted	2,990.110	225.302	103.018	1,476.097	1,887.376	954.312	167.660	7,803.875
TOTAL Designated	121.555	10.393	13.550	568.483	378.280	40.490	108.760	1,241.511
TOTAL Restricted	625.680	17.123	83.152	1,626.010	1,496.544	200.639	446.198	4,495.346
GRAND TOTAL University of Nebraska	3,737.345	252.818	199.720	3,670.590	3,762.200	1,195.441	722.618	13,540.732
Nebraska College of Technical Agriculture								
TOTAL Unrestricted	20.500	2.000	0.000	9.200	14.970	0.000	0.000	46.670
TOTAL Designated	0.000	0.000	0.000	0.000	0.000	0.000	0.000	0.000
TOTAL Restricted	0.000	0.000	0.000	1.000	3.620	0.000	0.000	4.620
GRAND TOTAL NCTA	20.500	2.000	0.000	10.200	18.590	0.000	0.000	51.290
GRAND TOTAL U of N with NCTA	3,757.845	254.818	199.720	3,680.790	3,780.790	1,195.441	722.618	13,592.022

Table 11. UNL Unrestricted Subprograms, Employee FTE, 2010-2011

Subprogram Name and Number	Faculty	Academic Admin	Other Admin	Mgr/ Prof Staff	Office/ Service	Other Academic	Hourly	Total	
<i>Instruction, Research, Extension, and Public Service</i>									
Academic Affairs	01	15.250	12.800	3.000	26.075	17.066	3.430	1.180	78.801
College of Architecture	02	27.810	2.850	0.000	1.000	4.000	7.360	0.000	43.020
College of Arts and Sciences	05	409.510	16.830	1.010	56.225	73.003	205.200	11.640	773.418
College of Business Administration	06	65.550	6.130	1.000	16.150	12.000	38.840	4.400	144.070
College of Fine and Performing Arts	07	77.000	3.700	2.000	15.120	13.000	24.000	1.920	136.740
College of Engineering and Technology	11	137.600	7.300	1.000	12.180	15.880	16.930	0.000	190.890
Research	12	0.000	3.000	1.760	12.475	4.000	0.000	0.000	21.235
College of Journalism and Mass Communication	14	39.650	1.600	0.000	3.000	6.000	1.150	0.870	52.270
College of Law	15	33.170	4.500	0.000	2.000	16.362	0.000	0.000	56.032
University Libraries	16	40.700	4.800	1.000	29.170	63.000	0.000	0.000	138.670
College of Education and Human Sciences	17	122.200	6.810	1.500	28.235	27.332	28.250	4.960	219.287
Summer Sessions	21	102.000	0.000	0.000	0.000	0.000	11.500	5.530	119.030
Other Instruction or Research	22	0.000	0.000	0.000	0.000	2.500	0.000	0.200	2.700
International Programs	24	0.000	0.750	0.910	6.630	4.000	0.500	0.000	12.790
Television and Radio	27	0.000	0.000	0.510	21.320	1.000	0.000	0.000	22.830
Museums and Art Gallery	28	1.000	1.000	1.000	15.372	9.195	0.000	1.090	28.657
Information Services	29	0.390	0.000	1.000	49.416	11.153	0.000	2.590	64.549
Extended Education	30	0.000	1.300	0.000	21.730	4.800	0.000	0.000	27.830
<i>Plant Operations and Maintenance</i>									
Facilities Mgmt & Planning	33	0.000	0.000	1.000	56.800	266.125	0.000	0.000	323.925
<i>Administration and General Expense</i>									
Executive Administration	41	0.000	1.910	3.000	3.000	0.000	0.000	0.000	7.910
Student Services	42	0.000	2.090	6.750	54.621	64.323	3.870	10.170	141.824
Business and Finance	43	0.000	0.480	6.000	68.050	77.800	0.000	0.000	152.330
General Expense	44	0.000	0.000	3.400	26.880	11.950	0.500	0.000	42.730
Other Auxiliary Enterprises	79	0.000	0.000	0.000	5.000	0.000	0.000	0.120	5.120
Subtotal UNL (excluding IANR)	1,071.830	77.850	35.840	530.449	704.489	341.530	44.670	2,806.658	
<i>Institute of Agriculture and Natural Resources</i>									
College of Ag Sciences and Natural Resources	61	75.600	7.650	0.000	22.500	18.340	13.650	8.960	146.700
Agriculture Research Division	62	146.550	10.010	0.000	121.300	100.300	55.150	24.690	458.000
Cooperative Extension Service	63	212.480	9.310	0.000	37.440	43.410	0.490	2.610	305.740
Nebraska Forest Service	65	8.700	0.000	1.000	3.390	2.550	0.000	0.000	15.640
Other IANR	66	58.700	10.000	0.000	39.100	17.530	1.250	0.230	126.810
IANR International Programs	68	2.000	0.000	0.000	0.000	0.000	0.000	0.000	2.000
Subtotal IANR Unrestricted	504.030	36.970	1.000	223.730	182.130	70.540	36.490	1,054.890	
TOTAL Unrestricted	1,575.860	114.820	36.840	754.179	886.619	412.070	81.160	3,861.548	

Table 12. UNL Designated Subprograms, Employee FTE, 2010-2011

Subprogram Name and Number	Faculty	Academic Admin	Other Admin	Mgr/ Prof Staff	Office/ Service	Other Academic	Hourly	Total	
<i>Revolving</i>									
Academic Affairs	01	0.000	0.000	1.000	9.250	4.000	0.000	0.000	14.250
College of Arts and Sciences	05	6.040	0.500	0.500	10.170	8.374	19.510	5.200	50.294
College of Business Administration	06	0.000	0.000	0.000	3.500	1.750	0.000	0.000	5.250
College of Fine and Performing Arts	07	0.000	0.000	0.000	0.000	1.000	0.000	1.220	2.220
College of Engineering and Technology	11	2.000	1.000	0.000	25.270	13.000	0.000	0.000	41.270
Research	12	0.000	0.900	9.000	27.500	5.000	0.000	0.000	42.400
College of Law	15	2.000	0.000	0.000	0.000	1.250	0.000	0.000	3.250
University Libraries	16	0.000	0.000	0.000	1.000	1.000	0.000	0.000	2.000
College of Education and Human Sciences	17	12.450	0.000	0.800	4.800	3.697	0.620	2.010	24.377

Summer Sessions	21	0.000	0.000	0.000	0.000	0.000	0.100	0.100
Television and Radio	27	0.000	0.000	0.500	60.860	10.550	0.000	71.910
Museums and Art Gallery	28	0.000	0.000	0.000	1.900	2.875	0.000	4.995
Information Services	29	0.000	0.000	0.000	24.481	0.502	0.000	24.983
Extended Education	30	6.000	2.200	0.000	20.000	17.100	6.000	54.650
Facilities Mgmt & Planning	33	0.000	0.000	0.000	38.000	47.000	0.000	85.000
Student Services	42	0.000	0.910	1.750	11.800	3.100	0.330	25.740
Business and Finance	43	0.000	0.000	0.000	7.500	18.400	0.000	25.900
General Expense	44	0.000	0.000	0.000	2.510	0.000	0.000	2.510
Subtotal UNL (excluding IANR)		28.490	5.510	13.550	248.541	138.598	26.460	481.099
<i>Institute of Agriculture and Natural Resources - Revolving</i>								
College of Ag Sciences and Natural Resources	61	0.000	0.000	0.000	1.400	1.370	0.000	2.770
Agriculture Research Division	62	11.430	0.000	0.000	59.990	56.020	5.000	146.120
Cooperative Extension Service	63	0.170	0.000	0.000	14.170	10.500	1.000	29.240
Other IANR	66	0.000	0.000	0.000	26.180	4.000	0.000	33.930
Subtotal IANR Designated		11.600	0.000	0.000	101.740	71.890	6.000	212.060
TOTAL Designated		40.090	5.510	13.550	350.281	210.488	32.460	693.159

Table 13. UNL Restricted Subprograms, Employee FTE, 2010-2011

Subprogram Name and Number	Faculty	Academic Admin	Other Admin	Mgr/ Prof Staff	Office/ Service	Other Academic	Hourly	Total
<i>Federal</i>								
Academic Affairs	01	0.000	0.000	1.000	0.000	0.000	0.000	1.000
College of Arts and Sciences	05	7.500	0.000	18.200	5.403	0.000	0.000	32.103
College of Engineering and Technology	11	0.000	0.000	0.500	0.000	0.000	0.000	0.500
Research	12	1.500	0.000	3.000	1.000	0.000	0.000	6.500
College of Law	15	0.000	0.000	0.500	0.000	0.000	0.000	0.500
University Libraries	16	0.000	0.000	0.000	1.000	0.000	0.000	1.000
College of Education and Human Sciences	17	2.300	0.150	6.800	4.000	0.000	0.000	13.250
Museums and Art Gallery	28	0.500	0.000	1.298	0.000	0.000	0.000	1.798
Research Initiative	32	0.000	0.000	1.000	0.000	0.000	0.000	1.000
Student Services	42	0.000	0.000	17.040	5.625	0.000	0.000	23.415
General Expense	44	0.000	0.000	2.000	0.300	0.000	0.000	2.300
Subtotal UNL (excluding IANR)		11.800	0.150	51.338	17.328	0.000	0.000	83.366
TOTAL Federal		11.800	0.150	51.338	17.328	0.000	0.000	83.366
<i>Gifts, Grants, and Contracts</i>								
Academic Affairs	01	0.000	0.000	3.000	0.000	0.000	0.000	3.000
College of Architecture	02	0.000	0.000	1.000	0.000	0.000	0.000	1.000
College of Arts and Sciences	05	4.400	1.500	27.920	8.600	0.000	0.000	44.420
College of Business Administration	06	0.290	1.670	3.100	2.600	0.000	0.000	8.060
College of Fine and Performing Arts	07	0.000	0.000	0.170	0.000	0.000	0.000	0.170
College of Engineering and Technology	11	0.000	0.000	2.000	0.000	0.000	0.000	2.000
Research	12	0.000	0.000	4.000	0.000	0.000	0.000	4.240
College of Law	15	0.000	0.000	0.000	0.388	0.000	0.000	0.388
College of Education and Human Sciences	17	10.150	0.510	10.050	6.066	1.000	0.000	30.776
Television and Radio	27	0.000	0.000	6.000	0.000	0.000	0.000	6.000
Museums and Art Gallery	28	0.000	0.000	4.190	0.000	0.000	0.000	4.190
Executive Administration	41	0.000	0.090	0.000	0.000	0.000	0.000	0.090
Student Services	42	0.000	0.000	1.000	1.350	0.000	0.000	2.350
Business and Finance	43	0.000	0.000	0.000	1.000	0.000	0.000	1.000
Agency Funds	74	0.000	0.000	5.750	2.500	0.000	0.000	8.250
Subtotal UNL (excluding IANR)		14.840	3.770	68.180	22.504	1.000	0.000	115.934
TOTAL Gifts, Grants, and Contracts		14.840	3.770	68.180	22.504	1.000	0.000	115.934
<i>Auxiliary Enterprises</i>								
Academic Affairs	01	0.500	0.000	0.340	0.000	1.000	0.000	1.840

College of Architecture	02	0.000	0.000	0.000	0.000	0.000	0.000	1.000	1.000
College of Arts and Sciences	05	0.000	0.000	0.000	1.000	1.000	0.000	0.100	2.100
College of Fine and Performing Arts	07	0.000	0.000	0.000	1.780	1.880	0.000	0.100	3.760
College of Education and Human Sciences	17	0.650	0.000	1.000	7.000	2.600	2.000	0.000	13.250
International Programs	24	0.000	0.000	0.000	1.170	0.000	0.000	0.000	1.170
Museums and Art Gallery	28	0.000	0.000	0.000	0.060	0.335	0.000	0.200	0.595
Information Services	29	0.000	0.000	0.000	28.503	25.695	0.000	0.000	54.198
Facilities Mgmt & Planning	33	0.000	0.000	0.000	16.000	34.000	0.000	0.000	50.000
Student Services	42	6.530	0.700	5.250	89.125	133.525	6.480	117.850	359.460
Business and Finance	43	0.000	0.000	0.500	19.650	70.900	0.000	19.830	110.880
General Expense	44	0.000	0.000	0.000	2.060	0.500	0.000	0.000	2.560
Student Housing	75	0.000	0.000	1.000	71.960	273.705	0.000	188.800	535.465
Intercollegiate Athletics	77	0.280	0.000	31.000	136.080	81.143	0.000	2.500	251.003
Other Auxiliary Enterprises	79	0.000	0.000	1.500	34.500	24.750	0.000	4.150	64.900
Subtotal UNL (excluding IANR)		7.960	0.700	40.590	408.888	650.033	9.480	334.530	1,452.181
TOTAL Auxiliary Enterprises		7.960	0.700	40.590	408.888	650.033	9.480	334.530	1,452.181
Stores and Services									
Company Balance Sheets	98	0.000	0.000	0.000	5.800	3.966	0.000	0.000	9.766
TOTAL Stores and Services		0.000	0.000	0.000	5.800	3.966	0.000	0.000	9.766
IANR Federal									
College of Ag Sciences and Natural Resources	61	0.000	0.000	0.000	0.470	0.000	0.000	0.000	0.470
Agriculture Research Division	62	18.918	0.000	0.000	18.540	6.500	14.000	0.000	57.958
Cooperative Extension Service	63	10.410	0.000	0.000	18.760	7.480	0.000	0.000	36.650
Nebraska Forest Service	65	2.120	0.000	0.000	11.000	1.000	0.000	0.000	14.120
IANR International Programs	68	1.000	1.000	0.000	0.000	2.750	0.000	0.000	4.750
Agency Funds	74	0.000	0.000	0.000	0.000	16.000	0.000	0.000	16.000
Subtotal IANR		32.448	1.000	0.000	48.770	33.730	14.000	0.000	129.948
TOTAL Federal		32.448	1.000	0.000	48.770	33.730	14.000	0.000	129.948
IANR Gifts, Grants, and Contracts									
College of Ag Sciences and Natural Resources	61	2.000	0.000	0.000	1.000	0.000	0.000	0.000	3.000
Agriculture Research Division	62	3.600	0.000	0.000	17.460	14.090	6.000	0.000	41.150
Cooperative Extension Service	63	4.560	1.000	0.000	57.880	1.830	0.000	0.000	65.270
Conservation and Survey Division	64	0.000	0.000	0.000	1.000	0.000	0.000	0.000	1.000
Nebraska Forest Service	65	0.880	0.000	0.000	0.000	0.000	0.000	0.000	0.880
Other IANR	66	0.000	0.000	0.000	4.600	0.380	0.000	0.000	4.980
Agency Funds	74	0.000	0.500	0.000	8.000	77.750	0.000	0.000	86.250
Subtotal IANR		11.040	1.500	0.000	89.940	94.050	6.000	0.000	202.530
TOTAL Gifts, Grants, and Contracts		11.040	1.500	0.000	89.940	94.050	6.000	0.000	202.530
IANR Auxiliary Enterprises									
Agriculture Research Division	62	0.500	0.000	0.000	4.230	4.000	0.000	1.500	10.230
Cooperative Extension Service	63	0.000	0.000	0.000	0.920	2.150	0.000	0.000	3.070
Nebraska Forest Service	65	0.000	0.000	0.000	0.000	1.000	0.000	0.000	1.000
Other IANR	66	0.000	0.000	0.000	0.000	2.000	0.000	0.000	2.000
Subtotal IANR		0.500	0.000	0.000	5.150	9.150	0.000	1.500	16.300
TOTAL Auxiliary Enterprises		0.500	0.000	0.000	5.150	9.150	0.000	1.500	16.300
Stores and Services									
Company Balance Sheets	98	18.000	0.000	0.000	0.000	0.000	0.000	0.000	18.000
TOTAL Stores and Services		18.000	0.000	0.000	0.000	0.000	0.000	0.000	18.000
TOTAL Restricted		96.588	7.120	48.980	678.066	830.761	30.480	336.030	2,028.025

Table 13b. UNL Unrestricted and Designated/Restricted Programs, 2010-2011

Subprogram Name and Number	Faculty	Academic Admin	Other Admin	Mgr/ Prof Staff	Office/ Service	Other Academic	Hourly	Total
TOTAL Unrestricted	1,575.860	114.820	412.070	754.179	886.619	412.070	81.160	3,861.548
TOTAL Designated	40.090	5.510	32.460	350.281	210.488	32.460	40.780	693.159
TOTAL Restricted	96.588	7.120	30.480	678.066	830.761	30.480	336.030	2,028.025
GRAND TOTAL University of Nebraska - Lincoln	1,712.538	127.450	475.010	1,782.526	1,927.868	475.010	457.970	6,582.732

Table 14. NCTA Unrestricted Subprograms, Employee FTE, 2010-2011

Subprogram Name and Number	Faculty	Academic Admin	Other Admin	Mgr/ Prof Staff	Office/ Service	Other Academic	Hourly	Total
Nebraska College of Technical Agriculture								
Nebraska College of Technical Agriculture	67	20.500	2.000	0.000	9.200	14.970	0.000	46.670
TOTAL Unrestricted	20.500	2.000	0.000	9.200	14.970	0.000	0.000	46.670

Table 16. NCTA Restricted Subprograms, Employee FTE, 2010-2011

Subprogram Name and Number	Faculty	Academic Admin	Other Admin	Mgr/ Prof Staff	Office/ Service	Other Academic	Hourly	Total
Auxiliary Enterprises								
Nebraska College of Technical Agriculture	67	0.000	0.000	0.000	1.000	3.620	0.000	4.620
TOTAL Auxiliary Enterprises	0.000	0.000	0.000	1.000	3.620	0.000	0.000	4.620
TOTAL Restricted	0.000	0.000	0.000	1.000	3.620	0.000	0.000	4.620

Table 16b. NCTA Unrestricted and Designated/Restricted Programs, 2010-2011

Subprogram Name and Number	Faculty	Academic Admin	Other Admin	Mgr/ Prof Staff	Office/ Service	Other Academic	Hourly	Total
TOTAL Unrestricted	20.500	2.000	0.000	9.200	14.970	0.000	0.000	46.670
TOTAL Designated	0.000	0.000	0.000	0.000	0.000	0.000	0.000	0.000
TOTAL Restricted	0.000	0.000	0.000	1.000	3.620	0.000	0.000	4.620
GRAND TOTAL NCTA	20.500	2.000	0.000	10.200	18.590	0.000	0.000	51.290

Table 17. UNMC Unrestricted Subprograms, Employee FTE, 2010-2011

Subprogram Name and Number	Faculty	Academic Admin	Other Admin	Mgr/ Prof Staff	Office/ Service	Other Academic	Hourly	Total
Instruction, Research, Extension, and Public Service								
Academic Affairs	01	0.319	1.319	1.000	7.633	2.000	0.000	12.271
School of Allied Health	04	24.085	1.736	0.000	8.111	1.120	0.000	35.052
College of Dentistry	09	55.452	6.300	0.910	7.280	18.676	0.000	88.618
Graduate College	12	0.366	1.840	1.000	8.500	6.630	1.110	19.446
McGoogan Library of Medicine	16	11.500	2.200	0.000	2.000	11.700	0.000	27.400
College of Nursing	18	116.772	3.186	0.000	22.450	18.500	0.000	160.908
Eppley Research Institute	19	17.329	0.266	0.000	8.870	5.450	0.000	31.915
College of Pharmacy	20	28.717	2.853	0.000	4.600	8.300	6.500	50.970
Other Instruction or Research	22	0.000	0.000	0.000	7.500	5.000	0.000	12.500
Instruction Budget Adjustments	25	8.000	0.000	0.000	0.000	0.000	0.000	8.000
Academic Computing Support	29	0.000	0.000	0.000	12.950	3.310	0.000	16.260
Rural Health Education Network	30	0.000	0.000	0.000	1.000	0.000	0.000	1.000
College of Medicine	51	60.776	2.342	0.000	19.063	22.480	462.342	567.003
College of Medicine	52	97.234	3.763	0.000	27.493	19.934	0.000	148.424
College of Medicine	53	85.791	3.667	0.000	27.301	50.530	1.000	168.289
College of Public Health	54	29.422	1.244	0.053	15.527	13.268	0.750	60.264
UNMC/Eppley Center Cancer Research & Care	71	1.300	0.244	0.000	1.440	0.000	0.000	2.984
Plant Operations and Maintenance								
Physical Plant Administration	33	0.000	0.000	1.000	24.300	136.250	0.000	163.050
Other Plant Operations & Maintenance	38	0.000	0.000	0.000	3.000	94.200	0.000	97.200
Administration and General Expense								
Executive Administration	41	0.000	1.572	1.050	2.000	1.000	0.000	5.622
Student Services	42	0.750	0.750	1.000	14.337	7.100	0.000	23.997
Business and Finance	43	0.000	0.000	4.125	61.655	53.930	0.000	119.710
General Expense	44	0.157	0.300	0.300	14.000	3.812	0.000	18.569
TOTAL Unrestricted	537.970	33.582	10.438	301.010	483.190	471.702	1.560	1,839.452

Table 18. UNMC Designated Subprograms, Employee FTE, 2010-2011

Subprogram Name and Number	Faculty	Academic Admin	Other Admin	Mgr/ Prof Staff	Office/ Service	Other Academic	Hourly	Total
Revolving								
Academic Affairs	01	0.150	0.850	0.000	14.000	4.792	0.000	19.792
School of Allied Health	04	7.483	2.525	0.000	3.449	1.690	0.000	15.147
Continuing Studies and Public Services	26	0.500	0.000	0.000	11.950	10.200	0.000	22.650
Business and Finance	43	0.000	0.000	0.000	6.750	3.000	0.000	9.750
Patient Revenue Activities								
Munroe-Meyer Institute	55	19.567	1.493	0.000	69.734	43.248	5.710	139.752
Dental Clinic	56	8.412	0.000	0.000	10.060	69.834	1.000	89.306
Primary Care Joint Venture	81	38.220	0.015	0.000	11.189	0.000	0.000	49.424
University Medical Associates	83	4.103	0.000	0.000	4.927	4.600	0.000	13.630
TOTAL Designated	78.435	4.883	0.000	132.059	137.364	6.710	0.000	359.451

Table 19. UNMC Restricted Subprograms, Employee FTE, 2010-2011

Subprogram Name and Number	Faculty	Academic Admin	Other Admin	Mgr/ Prof Staff	Office/ Service	Other Academic	Hourly	Total
Federal								
School of Allied Health	04	0.042	0.300	0.000	0.115	0.000	0.000	0.457
College of Dentistry	09	4.040	0.000	0.000	6.200	1.500	2.934	14.674
College of Nursing	18	2.305	0.000	0.000	8.450	2.500	0.000	13.255
Eppley Research Institute	19	17.380	0.371	0.000	26.998	3.300	20.665	68.714

College of Pharmacy	20	7.764	0.153	0.000	9.942	2.953	15.130	0.000	35.942
Other Instruction or Research	22	0.000	0.047	0.000	1.120	1.500	0.000	0.000	2.667
Executive Administration	41	0.450	0.000	0.000	0.750	0.190	0.000	0.000	1.390
College of Medicine	51	32.737	0.719	0.000	34.160	10.050	45.361	0.000	123.027
College of Medicine	52	20.139	0.100	0.000	25.876	3.350	9.500	0.000	58.965
College of Medicine	53	16.907	0.000	0.535	26.837	6.350	13.109	0.000	63.738
College of Public Health	54	1.165	0.000	0.000	2.670	0.492	1.000	0.000	5.327
Munroe-Meyer Institute	55	3.550	0.410	0.000	7.284	0.450	0.790	0.000	12.484
TOTAL Federal		106.479	2.100	0.535	150.402	32.635	108.489	0.000	400.640
Gifts, Grants, and Contracts									
Academic Affairs	01	0.000	0.000	0.000	1.000	0.000	0.000	0.000	1.000
School of Allied Health	04	0.638	0.000	0.000	0.180	0.000	0.000	0.000	0.818
College of Dentistry	09	0.849	0.000	0.090	2.200	8.970	1.652	0.000	13.761
McGoogan Library of Medicine	16	1.000	0.000	0.000	0.000	0.000	0.000	0.000	1.000
College of Nursing	18	15.235	0.000	0.000	5.125	6.500	1.000	0.000	27.860
Eppley Research Institute	19	3.579	0.104	0.000	10.900	0.400	12.350	0.000	27.333
College of Pharmacy	20	2.317	0.347	0.000	3.358	0.947	5.080	0.000	12.049
Executive Administration	41	0.267	0.213	0.105	1.400	0.000	0.000	0.000	1.985
Student Services	42	0.000	0.000	0.000	0.000	2.000	0.000	0.000	2.000
College of Medicine	51	53.358	4.617	1.000	84.745	25.870	13.068	0.000	182.658
College of Medicine	52	109.305	0.048	0.000	127.201	83.581	9.000	0.000	329.135
College of Medicine	53	165.403	0.649	0.000	106.548	65.040	10.680	0.000	348.320
College of Public Health	54	13.472	0.255	0.000	22.796	6.408	0.250	0.000	43.181
Munroe-Meyer Institute	55	13.128	0.010	0.000	58.765	6.044	1.500	0.000	79.447
UNMC/Eppley Center Cancer Research & Care	71	0.922	0.000	0.000	7.422	3.350	1.000	0.000	12.694
TOTAL Gifts, Grants, and Contracts		379.473	6.243	1.195	431.640	209.110	55.580	0.000	1,083.241
Auxiliary Enterprises									
Academic Affairs	01	0.000	0.000	0.000	0.000	1.108	0.000	0.000	1.108
School of Allied Health	04	0.308	0.000	0.000	1.973	3.360	0.000	0.000	5.641
College of Dentistry	09	1.623	0.000	0.000	0.000	3.210	0.000	0.000	4.833
McGoogan Library of Medicine	16	0.500	0.000	0.000	0.000	1.500	0.000	0.000	2.000
College of Nursing	18	0.000	0.000	0.000	1.000	1.000	0.000	0.000	2.000
Eppley Research Institute	19	0.400	0.000	0.000	0.150	2.400	0.100	0.000	3.050
College of Pharmacy	20	0.000	0.000	0.000	0.000	1.050	0.000	0.000	1.050
International Programs	24	0.000	0.000	0.000	2.000	1.000	0.000	0.000	3.000
Academic Computing Support	29	0.000	0.000	0.720	32.080	26.550	0.000	0.000	59.350
Physical Plant Administration	33	0.000	0.000	0.000	28.500	96.000	0.000	0.000	124.500
Student Services	42	1.031	0.000	0.000	0.663	2.000	0.000	0.000	3.694
Business and Finance	43	0.000	0.000	0.073	33.460	44.725	0.000	0.000	78.258
General Expense	44	0.000	0.000	0.000	4.340	1.000	0.000	0.000	5.340
College of Medicine	51	2.277	0.000	1.000	12.933	21.390	0.000	0.422	38.022
College of Medicine	52	0.053	0.000	0.000	0.000	0.000	0.000	0.000	0.053
College of Medicine	53	0.235	0.000	0.000	5.619	3.800	0.500	0.000	10.154
College of Public Health	54	0.750	0.000	0.000	4.390	25.347	0.000	0.000	30.487
Munroe-Meyer Institute	55	6.814	0.020	0.000	10.396	8.228	0.000	0.000	25.458
Dental Clinic	56	0.100	0.000	0.000	0.100	1.250	0.000	0.000	1.450
TOTAL Auxiliary Enterprises		14.091	0.020	1.793	137.604	244.918	0.600	0.422	399.448
Stores and Services									
Stores/Services	96	0.000	0.170	1.699	18.000	21.750	2.000	0.000	43.619
Clearing Centers	97	4.996	0.100	0.000	15.387	2.000	0.000	0.000	22.483
Company Balance Sheets	98	0.113	0.000	0.000	1.000	0.110	0.000	0.000	1.223
TOTAL Stores and Services		5.109	0.270	1.699	34.387	23.860	2.000	0.000	67.325
TOTAL Restricted		505.152	8.633	5.222	754.033	510.523	166.669	0.422	1,950.654

Table 19b. UNMC Unrestricted and Designated/Restricted Programs, 2010-2011

Subprogram Name and Number	Faculty	Academic Admin	Other Admin	Mgr/ Prof Staff	Office/ Service	Other Academic	Hourly	Total
TOTAL Unrestricted	537.970	33.582	471.702	301.010	483.190	471.702	1.560	1,839.452
TOTAL Designated	78.435	4.883	6.710	132.059	137.364	6.710	0.000	359.451
TOTAL Restricted	505.152	8.633	166.669	754.033	510.523	166.669	0.422	1,950.654
GRAND TOTAL University of Nebraska Medical Center	1,121.557	47.098	645.081	1,187.102	1,131.077	645.081	1.982	4,149.557

Table 20. UNO Unrestricted Subprograms, Employee FTE, 2010-2011

Subprogram Name and Number	Faculty	Academic Admin	Other Admin	Mgr/ Prof Staff	Office/ Service	Other Academic	Hourly	Total
Instruction, Research, Extension, and Public Service								
Academic Affairs	01	1.500	4.500	0.000	6.650	6.000	0.860	19.510
College of Public Affairs and Community Services	03	75.330	7.200	0.000	8.590	12.000	0.630	112.890
College of Arts and Sciences	05	189.640	11.400	0.000	9.570	22.580	6.650	264.500
College of Business Administration	06	52.150	4.900	0.000	14.490	11.370	3.040	87.950
College of Communication, Fine Arts and Media	07	58.600	5.750	0.000	15.080	8.710	1.980	95.780
College of Information Science and Technology	08	41.760	3.520	0.000	9.950	2.000	4.280	66.370
College of Education	10	76.760	4.880	0.000	12.300	16.250	5.930	124.110
Graduate Studies	12	0.000	0.500	0.000	6.540	1.650	0.570	9.590
Criss Library	16	13.000	1.000	0.000	9.000	23.000	10.330	56.330
Summer Sessions	21	27.750	0.000	0.000	0.000	0.000	0.000	27.750
Other Instruction and Research	22	28.400	0.840	0.000	1.490	2.350	0.140	33.550
International Programs	24	0.510	1.000	0.000	3.840	2.670	0.740	8.760
Continuing Studies	26	6.730	0.000	0.000	4.500	3.000	0.480	14.710
Information Services	29	0.000	0.000	0.000	28.450	0.500	0.000	28.950
Plant Operations and Maintenance								
Physical Plant Administration	33	0.000	0.000	1.500	21.000	152.000	5.900	180.400
Administration and General Expense								
Executive Administration	41	0.000	0.980	0.000	2.000	2.000	0.080	5.060
Student Services	42	0.000	0.000	3.000	28.210	23.250	1.620	57.070
Business and Finance	43	0.000	0.000	4.500	27.510	25.250	3.640	60.900
General Expense	44	0.000	0.000	1.000	3.800	1.750	0.390	6.940
TOTAL Unrestricted	572.130	46.470	10.000	212.970	316.330	55.960	47.260	1,261.120

Table 21. UNO Designated Subprograms, Employee FTE, 2010-2011

Subprogram Name and Number	Faculty	Academic Admin	Other Admin	Mgr/ Prof Staff	Office/ Service	Other Academic	Hourly	Total
Revolving								
College of Public Affairs and Community Services	03	0.500	0.000	0.000	0.100	1.000	0.420	2.020
College of Arts and Sciences	05	0.000	0.000	0.000	0.680	0.670	0.000	1.350
College of Business Administration	06	0.000	0.000	0.000	10.140	3.000	0.230	14.360
College of Communication, Fine Arts and Media	07	0.660	0.000	0.000	5.990	0.500	0.650	7.800
College of Information Science and Technology	08	0.000	0.000	0.000	0.000	0.000	13.930	13.930
College of Education	10	0.000	0.000	0.000	2.000	0.000	36.210	38.210
Graduate Studies	12	0.000	0.000	0.000	0.000	1.000	0.000	1.000
Criss Library	16	1.000	0.000	0.000	1.320	2.000	0.000	4.320
Other Instruction and Research	22	0.000	0.000	0.000	11.020	0.000	12.950	23.970
International Programs	24	0.000	0.000	0.000	12.530	3.330	0.540	16.400
Continuing Studies	26	0.000	0.000	0.000	1.500	0.000	0.000	1.500
Information Services	29	0.000	0.000	0.000	3.110	0.000	0.000	3.110
Student Services	42	0.000	0.000	0.000	20.420	12.060	2.970	35.780
Business and Finance	43	0.000	0.000	0.000	2.700	0.000	0.080	2.780
TOTAL Designated	2.160	0.000	0.000	71.510	23.560	1.320	67.980	166.530

Table 22. UNO Restricted Subprograms, Employee FTE, 2010-2011

Subprogram Name and Number	Faculty	Academic Admin	Other Admin	Mgr/ Prof Staff	Office/ Service	Other Academic	Hourly	Total
Federal								
College of Public Affairs and Community Services	03	0.800	0.000	0.000	4.600	1.000	0.000	6.400
College of Arts and Sciences	05	1.000	0.000	0.000	1.000	0.000	0.000	2.000
College of Business Administration	06	0.500	0.500	0.000	12.430	1.630	0.000	15.060
College of Information Science and Technology	08	3.650	0.000	0.000	4.000	0.000	0.000	7.650

Executive Administration	41	0.000	0.000	0.000	3.490	1.000	0.000	0.000	4.490
Student Services	42	0.000	0.000	0.000	0.000	0.280	0.000	0.890	1.170
TOTAL Federal		5.950	0.500	0.000	25.520	3.910	0.000	0.890	36.770
Gifts, Grants, and Contracts									
Academic Affairs	01	0.000	0.000	0.000	1.000	1.000	0.000	0.000	2.000
College of Public Affairs and Community Services	03	0.400	0.000	0.000	23.620	1.000	0.000	0.000	25.020
College of Arts and Sciences	05	2.000	0.000	0.000	2.900	2.000	0.000	0.000	6.900
College of Business Administration	06	1.000	0.000	0.000	3.040	0.000	0.000	0.000	4.040
College of Communication, Fine Arts and Media	07	0.000	0.000	0.000	6.160	2.220	0.000	3.450	11.830
College of Information Science and Technology	08	0.250	0.280	0.000	2.200	0.000	0.000	0.000	2.730
Other Instruction and Research	22	0.000	0.000	0.000	2.390	0.000	0.000	0.000	2.390
Executive Administration	41	0.000	0.020	0.000	0.000	0.000	0.000	0.000	0.020
TOTAL Gifts, Grants, and Contracts		3.650	0.300	0.000	41.310	6.220	0.000	3.450	54.930
Auxiliary Enterprises									
Information Services	29	0.000	0.000	0.000	3.500	3.000	0.000	0.340	6.840
Physical Plant Administration	33	0.000	0.000	0.000	1.000	2.000	0.000	0.000	3.000
Student Services	42	0.000	0.000	1.200	27.860	62.550	1.990	59.370	152.970
General Expense	44	0.000	0.000	0.000	1.400	0.680	0.000	0.510	2.590
Student Housing	75	0.000	0.000	0.000	4.000	5.000	0.000	2.140	11.140
Intercollegiate Athletics	77	0.090	0.000	10.200	29.500	5.000	0.000	9.326	54.116
TOTAL Auxiliary Enterprises		0.090	0.000	11.400	67.260	78.230	1.990	71.686	230.656
Stores and Services									
Company Balance Sheets	98	0.000	0.000	1.000	5.200	5.250	0.000	0.000	11.450
TOTAL Stores and Services		0.000	0.000	1.000	5.200	5.250	0.000	0.000	11.450
TOTAL Restricted		9.690	0.800	12.400	139.290	93.610	1.990	76.026	333.806

Table 22b. UNO Unrestricted and Designated/Restricted Programs, 2010-2011

Subprogram Name and Number	Faculty	Academic Admin	Other Admin	Mgr/ Prof Staff	Office/ Service	Other Academic	Hourly	Total
TOTAL Unrestricted	572.130	46.470	55.960	212.970	316.330	55.960	47.260	1,261.120
TOTAL Designated	2.160	0.000	1.320	71.510	23.560	1.320	67.980	166.530
TOTAL Restricted	9.690	0.800	1.990	139.290	93.610	1.990	76.026	333.806
GRAND TOTAL University of Nebraska at Omaha	583.980	47.270	59.270	423.770	433.500	59.270	191.266	1,761.456

Table 23. UNK Unrestricted Subprograms, Employee FTE, 2010-2011

Subprogram Name and Number	Faculty	Academic Admin	Other Admin	Mgr/ Prof Staff	Office/ Service	Other Academic	Hourly	Total	
Instruction, Research, Extension, and Public Service									
Academic Affairs	01	0.000	1.750	0.240	2.300	1.600	0.830	0.090	6.810
College of Natural and Social Sciences	05	91.910	5.800	0.000	4.000	11.500	0.250	4.270	117.730
College of Business Administration	06	52.500	4.400	0.000	4.000	8.455	0.000	3.800	73.155
College of Fine Arts & Humanities	07	70.500	3.750	0.000	3.300	8.000	0.000	5.370	90.920
College of Education	10	58.990	4.400	0.000	7.223	11.340	0.000	2.350	84.303
College of Graduate Studies	12	0.750	1.500	0.000	3.475	2.500	12.250	2.930	23.405
University Libraries	16	9.000	1.000	0.000	3.000	13.000	0.000	3.920	29.920
Summer Sessions	21	13.530	0.000	0.000	0.000	0.000	0.000	0.000	13.530
Other Instruction and Research	22	0.800	2.650	0.760	3.200	1.845	0.000	0.390	9.645
International Programs	24	0.500	1.000	0.000	6.000	1.532	0.000	0.000	9.032
Continuing Studies and Public Services	26	5.670	0.000	0.000	2.780	2.250	0.000	0.000	10.700
Museums and Art Gallery	28	0.000	0.000	1.620	1.000	0.660	0.000	0.360	3.640
Academic Computing Support	29	0.000	0.000	1.000	13.170	4.000	0.000	1.730	19.900
Plant Operations and Maintenance									
Physical Plant Administration	33	0.000	0.000	0.800	5.400	71.000	0.000	1.340	78.540
Administration and General Expense									
Executive Administration	41	0.000	1.000	1.000	1.000	1.530	0.000	0.140	4.670
Student Affairs	42	0.000	0.000	3.330	25.455	16.850	0.000	4.420	50.055
Business and Finance	43	0.000	0.000	4.700	11.140	13.410	0.000	1.080	30.330
General Expense	44	0.000	0.000	4.500	2.490	0.820	0.000	0.490	8.300
Intercollegiate Athletics	77	0.000	0.000	5.700	4.730	2.000	1.250	0.000	13.680
TOTAL Unrestricted	304.150	27.250	23.650	103.663	172.292	14.580	32.680	678.265	

Table 24. UNK Designated Subprograms, Employee FTE, 2010-2011

Subprogram Name and Number	Faculty	Academic Admin	Other Admin	Mgr/ Prof Staff	Office/ Service	Other Academic	Hourly	Total
Revolving								
College of Natural and Social Sciences	05	0.500	0.000	0.000	2.000	0.000	0.000	2.500
College of Education	10	0.000	0.000	0.000	0.000	0.550	0.000	0.550
College of Graduate Studies	12	0.000	0.000	0.000	0.000	1.000	0.000	1.000
Other Instruction and Research	22	0.000	0.000	0.000	2.120	0.600	0.000	2.720
International Programs	24	0.000	0.000	0.000	1.000	0.468	0.000	1.468
Continuing Studies and Public Services	26	0.000	0.000	0.000	3.330	0.000	0.000	3.330
Academic Computing Support	29	0.000	0.000	0.000	3.190	0.000	0.000	3.190
Student Affairs	42	0.000	0.000	0.000	1.733	1.750	0.000	3.483
Business and Finance	43	0.000	0.000	0.000	0.000	0.500	0.000	0.500
General Expense	44	0.000	0.000	0.000	0.000	2.000	0.000	2.000
Income Activity	99	0.370	0.000	0.000	0.260	0.000	0.000	0.630
TOTAL Designated	0.870	0.000	0.000	13.633	6.868	0.000	0.000	21.371

Table 25. UNK Restricted Subprograms, Employee FTE, 2010-2011

Subprogram Name and Number	Faculty	Academic Admin	Other Admin	Mgr/ Prof Staff	Office/ Service	Other Academic	Hourly	Total
Federal								
College of Business Administration	06	0.000	0.000	0.000	0.455	0.000	0.000	0.455
Other Instruction and Research	22	0.000	0.000	0.000	0.500	0.000	0.000	0.500
Student Aid	23	0.000	0.000	0.000	0.285	0.000	0.000	0.285
Student Affairs	42	0.000	0.000	0.000	4.086	1.460	0.000	5.546
TOTAL Federal	0.000	0.000	0.000	4.871	1.915	0.000	0.000	6.786

Gifts, Grants, and Contracts									
College of Natural and Social Sciences	05	1.000	0.000	0.000	0.000	0.000	0.000	0.000	1.000
Other Instruction and Research	22	0.000	0.000	0.000	1.180	0.000	0.000	0.000	1.180
Museums and Art Gallery	28	0.000	0.000	0.380	0.000	0.000	0.000	0.000	0.380
Business and Finance	43	0.000	0.000	0.000	0.400	0.000	0.000	0.000	0.400
Agency Funds	74	0.000	0.000	0.000	0.000	0.250	0.000	0.000	0.250
Intercollegiate Athletics	77	0.000	0.000	0.335	1.230	0.000	0.000	0.000	1.565
TOTAL Gifts, Grants, and Contracts		1.000	0.000	0.715	2.810	0.250	0.000	0.000	4.775
Auxiliary Enterprises									
Academic Computing Support	29	0.000	0.000	0.000	0.640	0.000	0.000	0.000	0.640
Physical Plant Administration	33	0.000	0.000	0.200	0.600	33.495	0.000	2.560	36.855
Student Affairs	42	0.000	0.000	0.670	19.940	7.650	0.250	14.170	42.680
Business and Finance	43	0.000	0.000	1.830	3.800	12.710	0.000	1.510	19.850
Intercollegiate Athletics	77	0.000	0.000	12.295	15.450	2.000	1.250	0.040	31.035
TOTAL Auxiliary Enterprises		0.000	0.000	14.995	40.430	55.855	1.500	18.280	131.060
Stores and Services									
Company Balance Sheets	98	0.000	0.000	0.500	2.510	1.850	0.000	0.780	5.640
Income Activity	99	13.250	0.000	0.000	0.000	0.000	0.000	14.660	27.910
TOTAL Stores and Services		13.250	0.000	0.500	2.510	1.850	0.000	15.440	33.550
TOTAL Restricted		14.250	0.000	16.210	50.621	59.870	1.500	33.720	176.171

Table 25b. UNK Unrestricted and Designated/Restricted Programs, 2010-2011

Subprogram Name and Number	Faculty	Academic Admin	Other Admin	Mgr/ Prof Staff	Office/ Service	Other Academic	Hourly	Total
TOTAL Unrestricted	304.150	27.250	14.580	103.663	172.292	14.580	32.680	678.265
TOTAL Designated	0.870	0.000	0.000	13.633	6.868	0.000	0.000	21.371
TOTAL Restricted	14.250	0.000	1.500	50.621	59.870	1.500	33.720	176.171
GRAND TOTAL University of Nebraska at Kearney	319.270	27.250	16.080	167.917	239.030	16.080	66.400	875.807

Table 26. UNCA Unrestricted Subprograms, Employee FTE, 2010-2011

Subprogram Name and Number	Faculty	Academic Admin	Other Admin	Mgr/ Prof Staff	Office/ Service	Other Academic	Hourly	Total
Instruction, Research, Extension, and Public Service								
EPSCoR	31	0.000	0.150	0.000	1.000	0.750	0.000	1.900
Administration and General Expense								
System Administration	41	0.000	2.230	18.930	14.875	7.720	1.250	45.005
Executive Vice President & Provost	42	0.000	0.000	0.000	5.000	0.000	0.000	5.000
University-Wide Computing	44	0.000	0.000	1.000	69.600	18.475	3.750	92.825
General Administration	46	0.000	0.800	2.160	13.800	2.000	0.000	18.760
TOTAL Unrestricted	0.000	3.180	22.090	104.275	28.945	0.000	5.000	163.490

Table 27. UNCA Designated Subprograms, Employee FTE, 2010-2011

Subprogram Name and Number	Faculty	Academic Admin	Other Admin	Mgr/ Prof Staff	Office/ Service	Other Academic	Hourly	Total
Revolving								
University-Wide Computing	44	0.000	0.000	1.000	0.000	0.000	0.000	1.000
TOTAL Designated	0.000	0.000	0.000	1.000	0.000	0.000	0.000	1.000

Table 28. UNCA Restricted Subprograms, Employee FTE, 2010-2011

Subprogram Name and Number	Faculty	Academic Admin	Other Admin	Mgr/ Prof Staff	Office/ Service	Other Academic	Hourly	Total
Federal								
EPSCoR	31	0.000	0.450	0.000	2.000	0.250	0.000	2.700
TOTAL Federal	0.000	0.450	0.000	2.000	0.250	0.000	0.000	2.700
Gifts, Grants, and Contracts								
System Administration	41	0.000	0.120	0.340	1.000	1.530	0.000	2.990
General Administration	46	0.000	0.000	0.000	1.000	0.000	0.000	1.000
TOTAL Gifts, Grants, and Contracts	0.000	0.120	0.340	2.000	1.530	0.000	0.000	3.990
TOTAL Restricted	0.000	0.570	0.340	4.000	1.780	0.000	0.000	6.690

Table 28b. UNCA Unrestricted and Designated/Restricted Programs, 2010-2011

Subprogram Name and Number	Faculty	Academic Admin	Other Admin	Mgr/ Prof Staff	Office/ Service	Other Academic	Hourly	Total
TOTAL Unrestricted	0.000	3.180	0.000	104.275	28.945	0.000	5.000	163.490
TOTAL Designated	0.000	0.000	0.000	1.000	0.000	0.000	0.000	1.000
TOTAL Restricted	0.000	0.570	0.000	4.000	1.780	0.000	0.000	6.690
GRAND TOTAL Univ of Nebr Central Administration	0.000	3.750	0.000	109.275	30.725	0.000	5.000	171.180

Chapter 4. Enrollment Summary

**Table 29. Number of Students by College and Administrative Site (a)
Fall Semesters 2004-2009**

College	2004	2005	2006	2007	2008	2009
	#	#	#	#	#	#
UNL						
Undergraduate						
Agricultural Sciences and Natural Resources	1,222	1,264	1,303	1,455	1,642	1,758
Architecture	522	526	534	516	532	491
Arts and Sciences	4,151	4,188	4,334	4,296	4,250	4,801
Business Administration	2,819	2,802	2,783	2,895	3,017	3,009
Education and Human Sciences (b)	2,352	2,377	2,464	2,595	2,727	2,900
Engineering and Technology	2,420	2,416	2,449	2,501	2,514	2,580
Fine and Performing Arts	653	659	613	624	647	673
Journalism and Mass Communications	875	820	818	831	868	884
Continuing Studies (c)						
General Studies	1,984	1,865	1,918	2,135	2,146	1,652
Visiting	139	120	155	205	183	207
<i>Undergraduate Total</i>	17,137	17,037	17,371	18,053	18,526	18,955
Graduate						
<i>Graduate Total</i>	4,162	4,150	4,257	4,418	4,500	4,591
Professional						
Architecture	76	76	65	65	68	85
Education and Human Sciences (b)	8	15	14	14	19	17
Law	409	397	399	398	410	402
Veterinary Medicine				25	50	50
<i>Professional Total</i>	493	488	478	502	547	554
<i>Total UNL</i>	21,792	21,675	22,106	22,973	23,573	24,100
UNMC						
Undergraduate						
Dentistry (Dental Hygiene)	48	47	48	48	48	49
Medicine (Allied Health)	94	95	96	95	89	89
Nursing	630	704	698	669	656	652
Unclassified	8	5	1	17	13	21
<i>Undergraduate Total</i>	780	851	843	829	806	811
Graduate (d)						
<i>Graduate Total</i>	512	538	590	647	698	708
Professional						
Allied Health Certification Program (d)	252	254	256	258	261	276
Nursing Certification Program	13	16	16	10	18	17
Medical Family Therapy	0		2	0		
Radiology Oncology Physics	2	2	2	2		1
Pharmacy	259	267	265	267	267	271
Dentistry	192	191	195	197	201	198
Medicine (M.D.)	474	483	482	479	483	490
Medicine (Post M.D.)	420	393	416	439	460	465
<i>Professional Total</i>	1,612	1,606	1,634	1,652	1,690	1,718
<i>Total UNMC</i>	2,904	2,995	3,067	3,128	3,194	3,237

Table 29. Continued

College	2004	2005	2006	2007	2008	2009
	#	#	#	#	#	#
UNO						
<i>Undergraduate</i>						
Arts and Sciences	3,496	3,671	3,483	3,434	3,347	3,475
Business Administration	1,996	1,971	2,007	2,043	2,044	1,952
CPACS	823	795	785	717	680	698
Education	1,397	694	889	1,073	1,080	1,453
Fine Arts	525	1,436	1,430	1,479	1,418	1,157
Information Science and Technology	698	642	586	608	596	604
Continuing Studies	1,026	1,011	907	948	952	1,046
Non-Degree	351	330	299	301	282	273
University Division	729	779	770	728	928	896
Aviation Institute						
<i>Undergraduate Total</i>	11,041	11,329	11,156	11,331	11,327	11,554
<i>Graduate</i>						
<i>Graduate Total</i>	2,783	2,764	2,750	2,825	2,886	3,066
<i>Total UNO</i>	13,824	14,093	13,906	14,156	14,213	14,620
UNK						
<i>Undergraduate</i>						
Business and Technology	1,317	1,341	1,330	1,318	1,277	1,236
Education	1,049	1,031	1,069	1,017	1,022	1,087
Fine Arts and Humanities	766	769	753	718	697	699
Natural and Social Sciences	1,283	1,354	1,276	1,256	1,168	1,170
University College	965	848	802	781	747	712
Non-Degree		38	46	93	193	127
<i>Undergraduate Total</i>	5,380	5,381	5,276	5,183	5,104	5,031
<i>Graduate</i>						
<i>Graduate Total</i>	1,002	1,064	1,192	1,295	1,439	1,619
<i>Total UNK</i>	6,382	6,445	6,468	6,478	6,543	6,650
University Totals						
Total University of Nebraska	44,902	45,208	45,547	46,735	47,523	48,607
Nebraska College of Technical Agriculture (e)						
Undergraduate	214	262	272	327	285	425
Total University of Nebraska (with NCTA)	45,116	45,470	45,819	47,062	47,808	49,032

- (a) Students are counted on the campus that administers the program, not necessarily the campus where courses are taught.
- (b) In Fall 2003, the Human Resources & Family Sciences and Teachers Colleges were merged to form the Education College.
- (c) In Fall 2003, the Division of Continuing Education was discontinued.
- (d) In Fall 2000, the classification of UNMC Physical Therapy and Physician Assistant students was changed from graduate to undergraduate.
- (e) The Nebraska College of Technical Agriculture (NCTA) at Curtis is administered by UNL's College of Agriculture and Biomechanical Engineering.

Sources: UNL Institutional Research and Planning; UNMC Office of Academic Records; UNO Office of Institutional Research; and UNK Office of Institutional Research.

**Table 30. Student Credit Hour Report by College of Student (a) and Student Level
Fall Semesters 2004-2009**

College	2004	2005	2006	2007	2008	2009
	#	#	#	#	#	#
<i>UNL</i>						
Agricultural Sciences and Natural Resources	16,869	17,777	18,295	21,019	24,242	25,716
Architecture	7,866	7,913	7,898	7,664	8,143	7,953
Arts and Sciences	57,054	57,984	60,426	59,852	59,981	66,365
Business Administration	38,396	38,517	38,313	39,773	41,181	40,874
Education and Human Sciences (b)	31,443	32,093	33,637	35,430	37,288	39,637
Engineering and Technology	27,114	26,999	27,294	28,807	28,808	29,937
Fine and Performing Arts	9,045	9,223	8,447	8,719	9,253	9,543
Journalism and Mass Communications	12,156	11,403	11,362	11,742	12,348	12,537
Continuing Studies (c)						
General Studies	25,533	24,211	25,215	28,657	28,625	22,483
Visiting (d)	608	585	665	884	751	791
Law	6,373	5,758	5,832	5,847	5,994	5,906
Graduate	28,064	29,071	29,774	30,670	31,192	32,523
CPACS-UNO (f)	2,085	2,125	1,944	1,910	1,787	1,659
Nursing-UNMC	32	2	9	24	13	14
Dentistry - UNMC	47	40	51	67	37	77
Undergraduate-UNO (e)	2,371	2,585	2,028	2,474		2,573
Graduate-UNO	28	31	21	36	3	22
<i>Total UNL</i>	265,084	266,317	271,211	283,575	289,646	298,610
<i>UNMC</i>						
Allied Health	5,916	6,043	6,114	6,184	5,973	6,113
Nursing - Omaha	2,633	3,116	2,995	2,811	2,811	2,814
Nursing - Lincoln	2,287	2,432	2,469	2,508	2,508	2,475
Nursing - Kearney	1,521	1,623	1,715	1,588	1,588	1,438
Nursing - Western	1,335	1,553	1,575	1,507	1,507	1,388
Nursing Certification Program	77	104	92	66	66	88
Dentistry	2,752	2,705	2,671	2,687	2,687	2,717
Dental Hygiene	670	658	648	648	648	656
Dental Certification Program	480	208	496	496	496	272
Medicine (M.D.)	9,526	9,276	10,546	10,500	10,500	10,691
Post M.D.	10,080	7,960	6,632	7,024	7,024	7,456
Medical Family Therapy		3	6			
Radiology Oncology Physics	17	20	18	20	20	11
Pharmacy	4,918	5,151	5,133	5,283	5,283	5,600
Pharmacy Certification Program	112	128	112	112	112	128
Unclassified Undergraduate	24	24	8	81	81	82
Graduate	3,419	3,677	3,985	4,354	4,354	4,688
<i>Total UNMC</i>	45,767	44,681	45,215	45,869	45,658	46,617

Table 30. Continued

College	2004	2005	2006	2007	2008	2009
	#	#	#	#	#	#
<i>UNO</i>						
Agriculture - UNL	218	178	128	82	90	109
Architecture - UNL	485	554	521	581	388	288
Arts and Sciences	42,502	44,528	42,269	41,823	40,888	42,687
Business Administration	22,663	22,620	23,572	24,085	24,222	23,065
Continuing Studies (g)	9,140	9,579	9,435	8,732	8,956	10,019
Education	16,858	17,358	17,378	18,075	17,292	17,898
Engineering and Technology-UNL	5,900	6,203	6,497	6,181	6,144	6,306
Fine Arts	6,186	8,279	10,932	13,292	13,211	14,202
Education and Human Sciences-UNL	853	595	581	639	523	527
Information Science and Technology	8,292	7,619	7,032	7,305	7,270	7,419
Non-Degree	1,834	1,786	1,738	1,659	1,570	1,668
CPACS	6,768	6,487	6,410	5,938	5,716	6,030
University Division (h)	8,728	9,122	8,486	8,807	11,365	10,928
Undergraduate-UNL (i)	2,826	2,655	2,598	2,421	2,374	3,063
Graduate	14,968	15,058	15,176	15,355	15,851	17,065
<i>Total UNO</i>	148,221	152,621	152,753	154,975	155,860	161,274
<i>UNK</i>						
Business and Technology	17,779	18,146	18,103	17,789	17,607	16,968
Education	15,035	14,871	15,013	14,605	14,613	15,520
Fine Arts and Humanities	10,745	10,743	10,363	9,783	9,838	9,774
Natural and Social Sciences	17,187	18,216	17,141	16,735	15,614	15,807
University Division	12,591	11,138	10,532	9,990	9,923	9,356
Graduate	5,471	5,858	6,481	7,041	7,881	8,596
Nursing-UNMC	0	180	166	413	645	520
<i>Total UNK</i>	78,808	79,152	77,799	76,356	76,121	76,541
<i>Total University of Nebraska</i>	537,880	542,771	546,978	560,775	567,285	583,042

- (a) College in which student has matriculated.
- (b) In Fall 2003, the Human Resources & Family Sciences and Teachers College were merged to form the Education and Human Sciences College.
- (c) In Fall 2003, the Division of Continuing Studies was discontinued.
- (d) Includes high school students and students from Wesleyan, Union College, etc.
- (e) UNO students taking UNL administered courses.
- (f) UNO students at UNL.
- (g) Includes Aviation Institute student credit hours.
- (h) Serves students who have degree aspirations, but are undecided as to a major.
- (i) UNL students taking UNO administered courses.

Source: UNL, UNO, and UNK Institutional Research Offices; UNMC Office

Chapter 5. Legislative Bills

2010 Legislative Bill Summaries (including Special Session)

LB 1	54
• This bill relates to revised appropriations for state government expenses as a result of 2009-10 Special Session actions	
LB 2	56
• This bill relates to cash fund transfers to the University from State Lottery funds as approved by Legislature in 2009-10 Special Session	
LB 935	57
• This bill relates to general appropriations from the 2010 session, include reporting requirements on Agency Efficiency Report	
LR 542	58
• This resolution relates to interim studies on agency budget requirements	

LEGISLATIVE BILL 1

Approved by the Governor November 20, 2009

Introduced by Speaker Flood, 19; at the request of the Governor.

FOR AN ACT relating to appropriations; to amend Laws 2009, LB 313, section 7, Laws 2009, LB 314, sections 21 and 41, Laws 2009, LB 315, sections 10, 11, 12, 13, 14, 15, 16, 17, 18, 19, 21, 22, 23, 24, 25, 26, 27,28, 29, 30, 31, 32, 33, 35, 36, 37, 38, 40, 41, 42, 43, 44, 45, 46,48, 50, 51, 53, 54, 55, 56, 57, 58, 59, 60, 61, 62, 63, 64, 65, 66,67, 68, 70, 71, 72, 74, 75, 77, 78, 79, 85, 90, 91, 92, 93, 94, 96, 97, 98, 99, 100, 101, 103, 104, 106, 107, 108, 110, 111, 112, 113,114, 115, 118, 119, 120, 121, 122, 123, 124, 125, 127, 131, 133,134, 136, 138, 139, 140, 141, 142, 143, 144, 145, 146, 147, 148,149, 150, 151, 152, 153, 154, 157, 158, 159, 160, 162, 165, 166,167, 170, 171, 172, 173, 174, 175, 177, 178, 179, 181, 182, 184,185, 187, 188, 189, 190, 191, 192, 193, 195, 196, 197, 198, 199,200, 201, 202, 203, 204, 205, 206, 207, 208, 209, 210, 211, 212,213, 214, 215, 218, 219, 220, 222, 225, 226, 227, 228, 229, 231, 232, 233, 234, 235, 236, 237, 238, 239, 240, 241, 242, 243, 244,245, 246, 247, 248, 250, 251, 252, 253, 254, 255, 256, 257, 258,259, 260, 261, 264, 265, 266, 267, 268, 269, 270, 271, 272, and 282, and Laws 2009, LB 545A, section 1; to define terms; to appropriate and reappropriate funds; to state intent; to change and eliminate appropriations as prescribed; to change transfers; to provide for transfers; to harmonize provisions; to repeal the original sections;to outright repeal Laws 2009, LB 315, sections 80, 81, 82, 83, 84,86, 87, 88, and 89; and to declare an emergency.

Be it enacted by the people of the State of Nebraska,

Sec. 2. APPROPRIATION LANGUAGE.

There are hereby appropriated, for FY2009-10 and FY2010-11, the sums set forth in this act to each agency for each program from the respective funds for the general operations of state government, postsecondary education, and state aid, except as otherwise appropriated.

Sec. 3. REAPPROPRIATION OF BALANCE, FY2008-09 to FY2009-10.

In addition to the appropriations set forth in this act, there are hereby reappropriated all unexpended appropriation balances existing on June 30, 2009, for FY2009-10 to the respective agencies, programs, and funds listed in this act, unless otherwise expressly provided.

Sec. 4. REAPPROPRIATION OF BALANCE, FY2009-10 to FY2010-11.

In addition to the appropriations set forth in this act, there are hereby reappropriated all unexpended appropriation balances existing on June 30, 2010, for FY2010-11 to the respective agencies, programs, and funds listed in this act, except as otherwise provided in this act.

Sec. 9. It is the intent of the Legislature that state agencies may, at their discretion, utilize employee furloughs as a short-term means of addressing budgetary shortfalls. Furlough is defined as placing an employee in a temporary, nonduty, nonpay status because of the lack of funds. An intermittent furlough is a furlough action in which the nonduty, nonpay status occurs discontinuously over a period of time rather than consecutively. It is further intended that furloughs shall not adversely affect the employee and employer health insurance premium contributions and service anniversary date, nor shall leave earnings be prorated as a result of the furlough.

Sec. 10. It is the intent of the Legislature that each state agency submit a report on or before January 15, 2010, to the Appropriations Committee of the Legislature detailing specific actions and plans to implement budget actions pursuant to Legislative Bill 1, Legislative Bill 2, and Legislative Bill 3, One Hundred First Legislature, First Special Session, 2009.

Sec. 149. Laws 2009, LB 315, section 185, is amended to read:

Sec. 185. AGENCY NO. 51 — UNIVERSITY OF NEBRASKA

Program No. 781 - University - Administration

(1) There is hereby appropriated to the Board of Regents of the University of Nebraska for expenditure and distribution to the campuses by the University of Nebraska Central Administration the following sums of money.

	FY2009-10	FY2010-11
GENERAL FUND	499,912,628	508,440,667
PROGRAM TOTAL	499,912,628	508,440,667
GENERAL FUND	481,095,971	493,156,111
PROGRAM TOTAL	481,095,971	493,156,111

(2) It is intended that the University of Nebraska Central Administration, upon approval of the Board of Regents of the University of Nebraska, divide and distribute the funds appropriated in this section among all the campuses and the central administration, including the Nebraska College of Technical Agriculture at Curtis. At the direction of the board, these funds may be supplemented by Cash Funds, Federal Funds, Revolving Funds, and Trust Funds.

(3) There is included in the appropriation to this program for FY2009-10 an estimated \$2,639,103 General Funds and for FY2010-11 an estimated \$2,678,690 General Funds for the Nebraska College of Technical Agriculture at Curtis. There is included in the appropriation to this program for FY2009-10 an estimated \$1,546,885 General Funds and for FY2010-11 an estimated \$1,572,794 General Funds for the Nebraska Forest Service Program.

It is the intent of the Legislature that the Institute of Agriculture and Natural Resources and the Cooperative Extension Program are treated fairly in the University of Nebraska 2009-2011 biennial budget setting process.

(4)(a) There is included in the appropriation to this program for the Board of Regents of the University of Nebraska for FY2009-10 an estimated \$11,201,281 General Funds and for FY2010-11 an estimated \$11,201,281 General Funds, to be administered by Central Administration, for the purpose of targeted research activities at the University of Nebraska. It is intended that none of these funds be used for new capital construction or renovation, except that a small portion may be used for short-term cash flow. Further, it is intended that an estimated \$304,255 of the estimated \$11,201,281 for FY2009-10 and an estimated \$304,255 of the estimated \$11,201,281 for FY2010-11 be used in conjunction with the Experimental Program to Stimulate Competitive Research (EPSCoR) which is expected to have an increased emphasis on applied research and technology transfer.

(b) It is intended that faculty teams, research centers, or individual faculty from the various colleges and departments of all of the campuses of the University of Nebraska should present research proposals to the Research Fund Advisory Committee and Central Administration for the various targeted research areas after the FY2009-10 appropriation has been made but prior to August 15, 2009. Inherent in this process is the concept that the best proposals be selected regardless of the campus of origin and that selections be made on a competitive basis.

(c) It is intended for the EPSCoR Program that faculty teams, clusters, research centers, or individual faculty from the various colleges and departments of all of the campuses of the University of Nebraska and Creighton University should present to the EPSCoR Planning Committee research proposals to be funded by the EPSCoR Program. Inherent in this process is the concept that the best proposals be selected regardless of the campus of origin and that selections be made on a competitive basis. Emphasis shall be placed on technology transfer and the research needs of business and industry. It is intended that the EPSCoR Planning Committee shall continue to develop the Nebraska State Science and Technology Transfer Plan as part of the EPSCoR Program. It is further intended that the existing Research Fund Advisory Committee and the existing EPSCoR Planning Committee coordinate and integrate the planning and project evaluation criteria and procedures for both the Nebraska Research

Initiative Program and the EPSCoR Program. Matching funds for any research grants to Creighton University shall be in the form of a contract in which specific services are identified and a time period is specified. Creighton University shall provide an appropriate share of any match.

(d) The unexpended appropriations balance from the \$11,201,281 estimated General Funds appropriated for research existing on June 30, 2009, and the unexpended appropriations balance from the estimated \$11,201,281 General Funds appropriated for research existing on June 30, 2010, are hereby reappropriated.

(5) The unexpended appropriations balance from any cash fund allocation established by the Board of Regents for the Tobacco Settlement funds received pursuant to section 24 of Laws 2001, LB 692, existing on June 30, 2009, and the unexpended appropriations balance existing on June 30, 2010, are hereby reappropriated.

(6)(a) There is included in the appropriation to this program for FY2009-10 an estimate of \$618,955 General Funds for optometry student contracts. There is included in the appropriation to this program for FY2010-11 an estimate of \$618,955 General Funds for optometry student contracts.

(b) The unexpended appropriations balance for optometry student contracts for FY2008-09 and existing on June 30, 2009, and the unexpended appropriations balance for optometry student contracts for FY 2009-10 and existing on June 30, 2010, are hereby reappropriated.

(7) The unexpended General Fund appropriation balance existing in Program 740 on June 30, 2009, is hereby reappropriated.

(8) It is intended that:

(a) The University of Nebraska shall report its expenditures on the Allotment Status Report and Regular Budget Status Report according to its internal operational and organizational structure, subject to approval by the Accounting Administrator and the budget administrator;

(b) The University of Nebraska shall report its expenditures on the Program Classification Expenditure Report in the NCHEMS-Program Classification Structure, Second Edition, subject to approval by the Accounting Administrator and the budget administrator;

(c) The University of Nebraska shall submit the budget request in the NCHEMS-Program Classification Structure, Second Edition, for the University of Nebraska-Lincoln with an informational budget request for the Institute of Agriculture and Natural Resources, University of Nebraska at Omaha, University of Nebraska Medical Center, University of Nebraska at Kearney, Nebraska College of Technical Agriculture at Curtis, and University of Nebraska Central Administration;

(d) Comprehensive computer plans at the University of Nebraska shall be biennially updated and submitted to the Legislative Fiscal Analyst and to the budget division of the Department of Administrative Services on or before September 1 of odd-numbered years; and

(e) The Nebraska Educational Data System created by Laws 1978, LB 897, shall be utilized to support the appropriations and oversight process for postsecondary education. It is further the intent of the Legislature that all institutions shall provide the data in the precise formats required by the Coordinating Commission for Postsecondary Education and that any expenditure of General Funds on the development of new information systems, including any student information system, meet the requirements of the Nebraska Educational Data System as determined by the Coordinating Commission for Postsecondary Education.

LEGISLATIVE BILL 2

Approved by the Governor November 20, 2009

Introduced by Speaker Flood, 19; at the request of the Governor.

FOR AN ACT relating to funds; to amend section 77-3,111, Reissue Revised Statutes of Nebraska, sections 71-5714 and 72-1001, Revised Statutes Cumulative Supplement, 2008, and sections 9-812 and 84-612, Revised Statutes Supplement, 2009; to provide for, change, and eliminate certain fund transfers; to provide for a lapse of certain funds to the General Fund; to harmonize provisions; to repeal the original

sections; to outright repeal section 90-505, Revised Statutes Supplement, 2009; and to declare an emergency.

Be it enacted by the people of the State of Nebraska,

9-812 (1) All money received from the operation of lottery games conducted pursuant to the State Lottery Act in Nebraska shall be credited to the State Lottery Operation Trust Fund, which fund is hereby created. All payments of the costs of establishing and maintaining the lottery games shall be made from the State Lottery Operation Cash Fund. In accordance with legislative appropriations, money for payments for expenses of the division shall be transferred from the State Lottery Operation Trust Fund to the State Lottery Operation Cash Fund, which fund is hereby created. All money necessary for the payment of lottery prizes shall be transferred from the State Lottery Operation Trust Fund to the State Lottery Prize Trust Fund, which fund is hereby created. The amount used for the payment of lottery prizes shall not be less than forty percent of the dollar amount of the lottery tickets which have been sold.

(2) Beginning October 1, 2003, a portion of the dollar amount of the lottery tickets which have been sold on an annualized basis shall be transferred from the State Lottery Operation Trust Fund to the Education Innovation Fund, the Nebraska Scholarship Fund, the Nebraska Environmental Trust Fund, the Nebraska State Fair Board, and the Compulsive Gamblers Assistance Fund. The dollar amount transferred pursuant to this subsection shall equal the greater of (a) the dollar amount transferred to the funds in fiscal year 2002-03 or (b) any amount which constitutes at least twenty-two percent and no more than twenty-five percent of the dollar amount of the lottery tickets which have been sold on an annualized basis. To the extent that funds are available, the Tax Commissioner and director may authorize a transfer exceeding twenty-five percent of the dollar amount of the lottery tickets sold on an annualized basis.

(3) Of the money available to be transferred to the Education Innovation Fund, the Nebraska Scholarship Fund, the Nebraska Environmental Trust Fund, the Nebraska State Fair Board, and the Compulsive Gamblers Assistance Fund:

- (i) The State Treasurer shall transfer ten million dollars from the Education Innovation Fund to the University Cash Fund on or before December 31, 2009, as directed by the budget administrator of the budget division of the Department of Administrative Services.

LEGISLATIVE BILL 935

Approved by the Governor April 1, 2010

Introduced by Speaker Flood, 19; at the request of the Governor.

FOR AN ACT relating to appropriations; to amend Laws 2009, LB 313, sections 8, 9, and 17; Laws 2009, LB 315, section 76; and Laws 2009, First Special Session, LB 1, sections 13, 15, 16, 17, 18, 19, 20, 21, 22, 23, 24, 27, 28, 29, 30, 31, 32, 35, 37, 40, 41, 42, 43, 44, 46, 48, 49, 54, 55, 57, 65, 66, 67, 70, 76, 79, 80, 81, 86, 87, 90, 92, 93, 94, 97, 98, 104, 108, 112, 113, 115, 117, 119, 120, 123, 124, 125, 126, 129, 130, 131, 132, 133, 134, 135, 136, 143, 144, 145, 146, 147, 151, 162, 165, 166, 173, 174, 175, 180, 181, 182, 184, 185, 186, 187, 189, 192, 193, 194, 195, 199, 201, 202, 203, 204, 205, 206, 207, 208, 209, 210, 211, 212, 213, 214, 216, 219, 221, 225, 227, and 228; to define terms; to appropriate funds for general operations, postsecondary education, capital construction, and state aid; to provide and change transfers of funds; to change appropriations; to provide for agency efficiency review plans; to state intent; to repeal the original sections; and to declare an emergency.

Be it enacted by the people of the State of Nebraska,

Sec. 7. AGENCY EFFICIENCY REVIEW PLANS.

(1) All state agencies shall develop an agency efficiency review plan for FY2010-11 and FY2011-12. The state agency efficiency review plan shall include agency recommendations on the following:

- (a) The consolidation of existing programs within the agency;
- (b) The opportunities for streamlining existing services;
- (c) The reforms needed to reduce the number of employees and layers of management within the agency;
- (d) A review of all mandates and requirements imposed on the agency and the results of eliminating or changing the mandates and requirements; and
- (e) The structural and operational changes needed for the agency to move from a five-day to four-day work week.

(2) Agencies shall provide the agency efficiency review plan to the Appropriations Committee of the Legislature and shall file a copy of the plan with the Clerk of the Legislature by September 1, 2010.

LEGISLATIVE RESOLUTION 542

Introduced by Heidemann, 1.
Committee: Executive Board

WHEREAS, the Legislature has enacted budgets during the 2009 regular and special sessions and the 2010 regular session in reaction to a weakened economy and declining revenue to the state General Fund; and

WHEREAS, the budgets enacted for the current budget biennium contained significant reductions to General Fund appropriations and reliance on increased fund transfers and federal fund sources that are one-time sources of support; and

WHEREAS, General Fund projections for the next biennium, ending June 30, 2013, anticipate continued fiscal stress, resulting in a shortfall to balancing the budget to the minimum statutory reserve of three percent for the biennium, by at least \$650 million; and

WHEREAS, the magnitude of the shortfall demonstrates the inability of state government to sustain current services under current revenue assumptions for the next biennium; and

WHEREAS, removing the obligation of state agencies to perform certain functions and provide certain services will require enabling legislation to be considered by the Legislature during the 2011 session; and

WHEREAS, standing committees of the Legislature and the Executive Board of the Legislative Council, within their subject-matter jurisdiction, control hearing and disposition of enabling legislation that may be required; and

WHEREAS, the magnitude of the task of enacting the next biennial budget necessitates collaboration of all members of the Legislature, its standing committees, the executive board, and legislative staff; and

WHEREAS, the Legislature further recognizes that collaboration with the Governor and state agencies will be instrumental to the success of crafting the next biennial budget.

NOW, THEREFORE, BE IT RESOLVED BY THE MEMBERS OF THE ONE HUNDRED FIRST LEGISLATURE OF NEBRASKA, SECOND SESSION:

1. That the Executive Board of the Legislative Council shall determine the budget review subject-matter jurisdiction of standing committees and the executive board used for purposes of

Legislative Rule 8, section 4.

2. That the Speaker of the Legislature is empowered to convene an ad hoc committee consisting of standing committee chairpersons and the chairperson of the executive board, or a designee that is a member of the standing committee or the executive board, to discuss, plan, and oversee a process for standing committees and executive board to review agency programs and services, including drafting enabling legislation to reduce services and obligations of state government that may be considered during the 2011 session.

3. That the standing committees and executive board shall meet and review the programs within the agencies under their subject-matter jurisdiction, as determined by the executive board, to identify services, programs, and obligations that may be reduced or eliminated during the 2011 session.

4. That the ad hoc committee collaborate with the Governor and state agencies to determine what enabling legislation may be necessary for introduction during the 2011 session.

5. That the Legislature respectfully requests that the Governor submit a budget recommendation for the biennium ending June 30, 2013, as set forth in law, and that the Governor not only include necessary appropriations bills, but also any and all enabling legislation the Governor deems necessary to conform agency operations and state aid expenditures to the appropriations set forth in the budget recommendation.

(This page left blank intentionally.)

Chapter 6. Cost Objects/State Programs and Subprograms

Table 31. Cost Objects/State Programs – Fiscal Year 2010-2011

Cost Object (first two digits)	State Program Number	State Program Description
UNL		
21,22,	711	UNL – State General Fund
21,22	713	NCTA – State General Fund
21,22	715	IANR – State General Fund
24	716	UNL – Federal Letter of Credit
25	717	UNL – Federal Advance
26,27	718	UNL – Trust – Grant/Cont/Loan/Endow
23	719	UNL – Auxiliary
UNMC		
31,32	731	UNMC – State General Fund
34	736	UNMC – Federal Letter of Credit
35	737	UNMC – Federal Advance
36,37	738	UNMC – Trust – Grant/Cont/Loan/Endow
33	739	UNMC – Auxiliary
UNO		
41,42	791	UNO – State General Fund
44	796	UNO – Federal Letter of Credit
45	797	UNO – Federal Advance
46,47	798	UNO – Trust – Grant/Cont/Loan/Endow
43	799	UNO – Auxiliary
UNK		
51,52	751	UNK – State General Fund
54	756	UNK – Federal Letter of Credit
55	757	UNK – Federal Grants/Contracts
56,57	758	UNK – Trust – Grant/Cont/Loan/Endow
53	759	UNK – Auxiliary
University-wide		
91,92	781	UNCA – State General Fund
95	787	UNCA – Federal Advance
96,97	788	UNCA – Trust – Grant/Cont/Loan/Endow
93	789	UNCA – Auxiliary

Table 32. Subprograms – Fiscal Year 2010-2011

Number	Name	UNL	UNMC	UNO	UNK	UNCA
01	Academic Affairs	X	X	X	X	
02	College of Architecture	X				
03	College of Public Affairs and Community Services			X		
04	School of Allied Health		X			
05	College of Arts and Sciences/College of Natural and Social Sciences	X		X	X	
06	College of Business Administration/College of Business and Technology	X		X	X	
07	College of Fine and Performing Arts/College of Fine Arts and Humanities	X		X	X	
08	College of Information Science and Technology			X		
09	College of Dentistry		X			
10	Teachers College/College of Education			X	X	
11	College of Engineering and Technology	X				
12	Graduate Studies and Research	X	X	X	X	
14	College of Journalism and Mass Communication	X				
15	College of Law	X				
16	University Libraries/McGoogan Library of Medicine	X	X	X	X	
17	College of Education and Human Sciences	X				
18	College of Nursing		X			
19	Eppley Research Institute		X			
20	College of Pharmacy		X			
21	Summer Sessions	X		X	X	
22	Other Instruction or Research	X	X	X	X	
23	Student Aid	X	X	X	X	X
24	International Programs	X		X	X	
25	Instruction Budget Adjustments	X	X			
26	Continuing Studies and Public Services	X	X	X	X	
27	Television and Radio	X		X	X	
28	Museums and Art Gallery	X			X	

Table 32. Subprograms – Fiscal Year 2010-2011 (continued)

Number	Name	UNL	UNMC	UNO	UNK	U-wide
29	Academic Computing Support/Information Services/Biomedical Communications	X	X	X	X	
30	Extended Education/Rural Health Education Network	X	X			
31	Nebraska EPSCoR	X				X
32	Nebraska Research Initiative	X	X	X	X	X
33	Physical Plant Administration/Facilities Management and Planning	X	X	X	X	X
34	Innovation Campus	X				
38	Other Plant Operations and Maintenance		X			
41	Executive Administration	X	X	X	X	X
42	Student Services	X	X	X	X	X
43	Business and Finance	X	X	X	X	
44	Computing Services Network/General Expense/Public Affairs and Alumni Administration	X	X	X	X	X
46	General Administration	X				X
51	College of Medicine		X			
52	College of Medicine		X			
53	College of Medicine		X			
54	College of Public Health		X			
55	Munroe-Meyer Institute		X			
56	Dental Clinic		X			
57	Tobacco Fund Research	X	X			
61	College of Agricultural Sciences and Natural Resources	X				
62	Agriculture Research Division	X				
63	Cooperative Extension Division	X				
64	Conservation and Survey Division	X				
65	Nebraska Forest Service	X				
66	Other IANR	X				
67	Nebraska College of Technical Agriculture	X				
68	IANR International Programs	X				
71	UNMC/Eppley Center Cancer Research and Care		X			
74	Agency Funds	X			X	
75	Student Housing	X		X		
77	Intercollegiate Athletics	X		X	X	
79	Other Auxiliary Enterprises	X				

Table 32. Subprograms – Fiscal Year 2010-2011 (continued)

Number	Name	UNL	UNMC	UNO	UNK	U-wide
81	Primary Care Joint Venture		X			
82	Munroe-Meyer State Support		X			
83	University Medical Associates		X			
96	Stores/Services – Services		X			
97	Clearing Centers		X			X
98	Company Balance Sheets	X	X	X	X	X
99	Income Activity	X	X	X	X	X

Chapter 7. Capital Construction Project Funding

Fiscal Years 1999-2000 through 2010-2011

State General Funds															
Campus	LB	Year	Project	1999-2000	2000-2001	2001-2002	2002-2003	2003-2004	2004-2005	2005-2006	2006-2007	2007-2008	2008-2009	2009-2010	2010-2011
UNK	878	1999	College of Education Building	4,710,910	4,710,910										
UNL	878	1999	City Campus Hazardous Materials Center	150,013	450,038										
	542	2001		5,500,000											
U-wide	406	2003		Deferred Maintenance Initiative - LB 1100			5,500,000	5,500,000							
	424	2005								5,500,000	5,500,000				
	320	2007										5,500,000	5,500,000		
UNL	542	2001	Sheldon Improvements			1,600,000									
NCTA	542	2001	Johnson Acreage Acquisition			236,250									
NCTA	542	2001	Instructional Fac Improvement			75,000	75,000								
NU	424	2005		CPACS							525,000	4,102,500			
	320	2007										9,572,500			
U-wide	320	2007	Deferred Maintenance Initiative - LB 605									5,500,000	5,500,000		
	2009													11,000,000	11,000,000
Total				\$10,360,923	\$10,660,948	\$7,411,250	\$5,575,000	\$5,500,000	\$5,500,000	\$6,025,000	\$9,602,500	\$20,572,500	\$11,000,000	\$11,000,000	\$11,000,000

(This page left blank intentionally.)

EXPENDITURE SUMMARY
2010-2011 GENERAL OPERATING BUDGET
UNIVERSITY OF NEBRASKA
INCLUDING NCTA

UNIVERSITY TOTAL	ACCOUNT	DESCRIPTION	DESIGNATED AND/OR RESTRICTED					TOTAL	
			UNRESTRICTED		TRUST				
			STATE AND UNIVERSITY GENERATED	CASH	REVOLVING	FEDERAL	AUXILIARIES AND SERVICES		
							10/1/2010	4:25:20PM	
	511000	FACULTY							
		Professor	108,076,906	631,582	177,104	6,061,654	420,794	11,207,864	126,575,904
		Associate Professor	60,926,385	1,918,924	167,471	2,275,066	307,218	8,078,250	73,673,314
		Assistant Professor	48,224,039	5,314,844	935,532	4,046,140	947,454	15,665,799	75,133,808
		Instructor	4,838,912	515,503	128,000	697,531	205,853	1,794,850	8,180,649
		Other	37,459,085	-577,826	1,619,737	3,725,461	1,266,976	-910,825	42,582,608
		SUBTOTAL FACULTY	259,525,327	7,803,027	3,027,844	16,805,852	3,148,295	35,835,938	326,146,283
	512100	Other Administrators	35,485,782	1,449,620	715,610	927,920	12,043,937	2,374,413	52,997,282
	512000	Chairpersons	10,752,023	12,730	14,707	220,863	0	893,486	11,893,809
	513000	Managerial/Professional	83,765,404	8,768,830	20,265,558	12,535,926	38,192,096	35,400,153	198,927,967
	514000	Clerical/Technical/Service	58,172,540	3,820,203	7,183,997	2,840,958	32,426,484	11,332,410	115,776,592
	515000	Other Academic	27,365,492	1,004,292	859,809	4,507,381	707,991	2,360,337	36,805,302
	516000	Student Wages	4,370,518	28,651	3,075,765	202,530	7,398,142	117,367	15,192,973
	517000	Supplemental Salaries & Wages	10,206,150	859	320,434	0	2,440,275	0	12,967,718
		SUBTOTAL NONFACULTY	230,117,909	15,085,185	32,435,880	21,235,578	93,208,925	52,478,166	444,561,643
		SUBTOTAL SALARIES & WAGES	489,643,236	22,888,212	35,463,724	38,041,430	96,357,220	88,314,104	770,707,926
	519100	Retirement Contribution	31,249,416	1,046,256	1,905,787	2,013,775	4,536,269	5,739,671	46,491,174
	519200	FICA Contribution	26,817,298	1,259,925	2,298,327	2,219,188	5,048,632	6,154,398	43,797,768
	519300	Health Insurance Contribution	55,972,708	1,843,626	3,898,689	4,062,805	8,363,667	9,300,239	83,441,734
	519400	Life Insurance Contribution	952,252	16,057	33,646	37,626	86,183	89,084	1,214,848
	519600	Staff Remissions	4,939	0	0	0	29,733	0	34,672
	519700	Unemployment Compensation	165,000	0	68	0	19,064	0	184,132
	519800	Workers Compensation	2,415,209	22,486	375,294	308,240	1,119,317	871,275	5,111,821
		SUBTOTAL BENEFITS	117,576,822	4,188,350	8,511,811	8,641,634	19,202,865	22,154,667	180,276,149
		TOTAL PERSONAL SERVICES	607,220,058	27,076,562	43,975,535	46,683,064	115,560,085	110,468,771	950,984,075
	521000	Operating Expense	92,120,669	57,224,992	63,673,611	334,169,684	217,096,807	160,292,884	924,578,647
	529000	Utilities	43,366,076	0	3,600	0	1,420,257	0	44,789,933
	530000	Supplies & Materials	4,326,267	4,940,075	1,942,776	1,480,000	6,571,546	3,901,895	23,162,559
	540000	Travel	2,556,130	65,471	1,231,953	300,700	1,983,217	856,570	6,994,041
	550000	Capital Outlay	9,169,670	2,036,700	5,148,991	163,000	2,166,513	132,200	18,817,074
	560000	Government Aid	1,955,850	0	415,000	111,245,021	811,034	6,995,022	121,421,927
	570000	Cost of Goods Sold	0	0	2,500	0	41,310,591	0	41,313,091
		TOTAL NET OPERATING EXPENSES	153,494,662	64,267,238	72,418,431	447,358,405	271,359,965	172,178,571	1,181,077,272
		UNIVERSITY TOTAL	760,714,720	91,343,800	116,393,966	494,041,469	386,920,050	282,647,342	2,132,061,347

REVENUE SUMMARY
2010-2011 GENERAL OPERATING BUDGET
UNIVERSITY OF NEBRASKA
INCLUDING NCTA

UNIVERSITY TOTAL		DESIGNATED AND/OR RESTRICTED					10/1/2010	
		UNRESTRICTED	CASH	REVOLVING	FEDERAL	AUXILIARIES AND SERVICES	TRUST	TOTAL
ACCOUNT	DESCRIPTION	STATE AND UNIVERSITY GENERATED						
410000	State Appropriation	494,720,104	0	0	0	0	0	494,720,104
TOTAL STATE SUPPORT		494,720,104	0	0	0	0	0	494,720,104
420000	Federal Appropriation	6,201,594	0	0	0	0	0	6,201,594
450000	Sales and Services	0	0	0	5,324,046	0	0	5,324,046
460000	Restricted Revenue	0	0	0	449,417,423	0	0	449,417,423
461000	Federal Grants & Contract	0	0	0	2,403,979	0	0	2,403,979
490000	Other Revenues	0	0	0	36,896,021	0	0	36,896,021
TOTAL FEDERAL FUND		6,201,594	0	0	494,041,469	0	0	500,243,063
441000	Tuition	0	0	685,290	0	0	0	685,290
442100	Institutional Student Fee	0	0	831,628	0	1,135,319	0	1,966,947
442500	Student Transcript Fees	0	0	0	0	0	0	0
442810	Other Student Fees	0	0	19,249,258	0	8,575,882	0	27,825,140
450000	Sales and Services	0	0	98,453,526	0	360,264,897	0	458,718,423
459950	Sales & Services/Offset -	0	0	-6,091,220	0	-1,776,090	0	-7,867,310
460000	Restricted Revenue	0	0	21,314	0	325,561	0	346,875
461000	Federal Grants & Contract	0	0	89,170	0	13,500	0	102,670
461900	Indirect Costs-Federal	0	0	3,000,000	0	0	0	3,000,000
464000	Private Gifts & Contracts	0	0	0	0	18,380,981	0	18,380,981
490000	Other Revenues	0	0	155,000	0	0	0	155,000
TOTAL REVOLVING FUND		0	0	116,393,966	0	386,920,050	0	503,314,016
442810	Other Student Fees	0	0	0	0	0	314,990	314,990
460000	Restricted Revenue	0	0	0	0	0	282,240,958	282,240,958
461000	Federal Grants & Contract	0	0	0	0	0	91,394	91,394
TOTAL TRUST FUND		0	0	0	0	0	282,647,342	282,647,342
441100	Undergraduate Resident	163,016,799	0	0	0	0	0	163,016,799
441110	Undergraduate Nonresident	70,903,073	0	0	0	0	0	70,903,073
441120	Undergraduate Audit	8,405	0	0	0	0	0	8,405
441200	Graduate Resident	21,670,875	0	0	0	0	0	21,670,875
441210	Graduate Nonresident	33,898,966	0	0	0	0	0	33,898,966
441220	Graduate Audit	1,352	0	0	0	0	0	1,352
441300	Off-Campus Undergraduate	16,380,118	0	0	0	0	0	16,380,118
441320	Offutt Undergraduate	186,126	0	0	0	0	0	186,126
441330	Offutt Graduate	15,293	0	0	0	0	0	15,293
441600	Professional Resident	24,725,410	0	0	0	0	0	24,725,410
441610	Professional Nonresident	9,694,998	0	0	0	0	0	9,694,998
441995	Tuition Transfer Program	-4,671,544	0	0	0	0	0	-4,671,544

REVENUE SUMMARY
2010-2011 GENERAL OPERATING BUDGET
UNIVERSITY OF NEBRASKA
INCLUDING NCTA

UNIVERSITY TOTAL	ACCOUNT	DESCRIPTION	DESIGNATED AND/OR RESTRICTED					TOTAL
			UNRESTRICTED		TRUST			
			STATE AND UNIVERSITY GENERATED	CASH	REVOLVING	FEDERAL	AUXILIARIES AND SERVICES	
	TOTAL GROSS TUITION		335,829,871	0	0	0	0	335,829,871
	441001 Tuition Adjustments		-9,364,999	0	0	0	0	-9,364,999
	441990 Tuition Remissions		-95,902,964	0	0	0	0	-95,902,964
	441991 Tuition Remissions		9,737,293	0	0	0	0	9,737,293
	TOTAL TUITION OFFSETS		-95,530,670	0	0	0	0	-95,530,670
	SUBTOTAL NET TUITION (CASH)		240,299,201	0	0	0	0	240,299,201
	442100 Institutional Student Fee		965,046	0	0	0	0	965,046
	442310 Application Fees - Gradua		401,000	0	0	0	0	401,000
	442420 Change of Schedule Fees		1,054,700	0	0	0	0	1,054,700
	442710 Graduation Processing Fee		31,300	0	0	0	0	31,300
	442800 Late Payment Fees		895,360	0	0	0	0	895,360
	442810 Other Student Fees		370,909	0	0	0	0	370,909
	SUBTOTAL STUDENT FEES		3,718,315	0	0	0	0	3,718,315
	430000 Invest Loan/Endowment		8,304,600	0	0	0	0	8,304,600
	450000 Sales and Services		0	33,902,400	0	0	0	33,902,400
	461900 Indirect Costs-Federal		2,665,000	49,335,000	0	0	0	52,000,000
	464320 Professional Fees-Contrac		0	8,106,400	0	0	0	8,106,400
	490000 Other Revenues		15,461,606	0	0	0	0	15,461,606
	490100 Misc Cash Income		319,000	0	0	0	0	319,000
	490200 Misc Other Income		25,300	0	0	0	0	25,300
	833428 U-Wide Debt Svc & Admin S		-11,000,000	0	0	0	0	-11,000,000
	SUBTOTAL OTHER CASH		15,775,506	91,343,800	0	0	0	110,837,621
	TOTAL CASH FUND		259,793,022	91,343,800	0	0	0	351,136,822
	TOTAL REVENUE		760,714,720	91,343,800	116,393,966	494,041,469	282,647,342	2,132,061,347

10/1/2010 4:25:21PM

EXPENDITURE SUMMARY
2010-2011 GENERAL OPERATING BUDGET
UNIVERSITY OF NEBRASKA
EXCLUDING NCTA

UNIVERSITY TOTAL	ACCOUNT	DESCRIPTION	DESIGNATED AND/OR RESTRICTED					TOTAL	
			UNRESTRICTED		TRUST				
			STATE AND UNIVERSITY GENERATED	CASH	REVOLVING	FEDERAL	AUXILIARIES AND SERVICES		
							10/1/2010	4:25:22PM	
	511000	FACULTY							
		Professor	107,964,209	631,582	177,104	6,061,654	420,794	11,207,864	126,463,207
		Associate Professor	60,870,421	1,918,924	167,471	2,275,066	307,218	8,078,250	73,617,350
		Assistant Professor	47,778,748	5,314,844	935,532	4,046,140	947,454	15,665,799	74,688,517
		Instructor	4,838,912	515,503	128,000	697,531	205,853	1,794,850	8,180,649
		Other	37,135,719	-577,826	1,619,737	3,725,461	1,266,976	-910,825	42,259,242
		SUBTOTAL FACULTY	258,588,009	7,803,027	3,027,844	16,805,852	3,148,295	35,835,938	325,208,965
	512100	Other Administrators	35,256,194	1,449,620	715,610	927,920	12,043,937	2,374,413	52,767,694
	512000	Chairpersons	10,752,023	12,730	14,707	220,863	0	893,486	11,893,809
	513000	Managerial/Professional	83,425,510	8,768,830	20,265,558	12,535,926	38,157,092	35,400,153	198,553,069
	514000	Clerical/Technical/Service	57,788,044	3,820,203	7,183,997	2,840,958	32,334,449	11,332,410	115,300,061
	515000	Other Academic	27,365,492	1,004,292	859,809	4,507,381	707,991	2,360,337	36,805,302
	516000	Student Wages	4,343,418	28,651	3,071,765	202,530	7,379,142	117,367	15,142,873
	517000	Supplemental Salaries & Wages	10,206,150	859	320,434	0	2,440,275	0	12,967,718
		SUBTOTAL NONFACULTY	229,136,831	15,085,185	32,431,880	21,235,578	93,062,836	52,478,166	443,430,526
		SUBTOTAL SALARIES & WAGES	487,724,840	22,888,212	35,459,724	38,041,430	96,211,181	88,314,104	768,639,491
	519100	Retirement Contribution	31,113,113	1,046,256	1,905,787	2,013,775	4,531,975	5,739,671	46,350,577
	519200	FICA Contribution	26,687,875	1,259,925	2,298,195	2,219,188	5,039,327	6,154,398	43,658,908
	519300	Health Insurance Contribution	55,675,314	1,843,626	3,898,689	4,062,805	8,327,595	9,300,239	83,108,268
	519400	Life Insurance Contribution	950,374	16,057	33,646	37,626	86,039	89,084	1,212,826
	519600	Staff Remissions	4,939	0	0	0	29,733	0	34,672
	519700	Unemployment Compensation	165,000	0	68	0	19,064	0	184,132
	519800	Workers Compensation	2,406,314	22,486	375,244	308,240	1,117,547	871,275	5,101,106
		SUBTOTAL BENEFITS	117,002,929	4,188,350	8,511,629	8,641,634	19,151,280	22,154,667	179,650,489
		TOTAL PERSONAL SERVICES	604,727,769	27,076,562	43,971,353	46,683,064	115,362,461	110,468,771	948,289,980
	521000	Operating Expense	91,656,948	57,224,992	63,367,793	334,169,684	216,571,431	160,292,884	923,283,732
	529000	Utilities	42,861,469	0	3,600	0	1,420,257	0	44,285,326
	530000	Supplies & Materials	4,326,267	4,940,075	1,942,776	1,480,000	6,571,546	3,901,895	23,162,559
	540000	Travel	2,556,130	65,471	1,231,953	300,700	1,983,217	856,570	6,994,041
	550000	Capital Outlay	9,084,989	2,036,700	5,148,991	163,000	2,166,513	132,200	18,732,393
	560000	Government Aid	1,955,850	0	415,000	111,245,021	811,034	6,995,022	121,421,927
	570000	Cost of Goods Sold	0	0	2,500	0	41,310,591	0	41,313,091
		TOTAL NET OPERATING EXPENSES	152,441,653	64,267,238	72,112,613	447,358,405	270,834,589	172,178,571	1,179,193,069
		UNIVERSITY TOTAL	757,169,422	91,343,800	116,083,966	494,041,469	386,197,050	282,647,342	2,127,483,049

REVENUE SUMMARY
2010-2011 GENERAL OPERATING BUDGET
UNIVERSITY OF NEBRASKA
EXCLUDING NCTA

UNIVERSITY TOTAL	ACCOUNT	DESCRIPTION	DESIGNATED AND/OR RESTRICTED					TOTAL	
			UNRESTRICTED		TRUST				
			STATE AND UNIVERSITY GENERATED	CASH	REVOLVING	FEDERAL	AUXILIARIES AND SERVICES		
	410000	State Appropriation	492,126,159	0	0	0	0	0	492,126,159
	TOTAL STATE SUPPORT		492,126,159	0	0	0	0	0	492,126,159
	420000	Federal Appropriation	6,201,594	0	0	0	0	0	6,201,594
	450000	Sales and Services	0	0	0	5,324,046	0	0	5,324,046
	460000	Restricted Revenue	0	0	0	449,417,423	0	0	449,417,423
	461000	Federal Grants & Contract	0	0	0	2,403,979	0	0	2,403,979
	490000	Other Revenues	0	0	0	36,896,021	0	0	36,896,021
	TOTAL FEDERAL FUND		6,201,594	0	0	494,041,469	0	0	500,243,063
	441000	Tuition	0	0	685,290	0	0	0	685,290
	442100	Institutional Student Fee	0	0	831,628	0	1,135,319	0	1,966,947
	442500	Student Transcript Fees	0	0	0	0	0	0	0
	442810	Other Student Fees	0	0	19,249,258	0	8,575,882	0	27,825,140
	450000	Sales and Services	0	0	98,143,526	0	359,541,897	0	457,685,423
	459950	Sales & Services/Offset -	0	0	-6,091,220	0	-1,776,090	0	-7,867,310
	460000	Restricted Revenue	0	0	21,314	0	325,561	0	346,875
	461000	Federal Grants & Contract	0	0	89,170	0	13,500	0	102,670
	461900	Indirect Costs-Federal	0	0	3,000,000	0	0	0	3,000,000
	464000	Private Gifts & Contracts	0	0	0	0	18,380,981	0	18,380,981
	490000	Other Revenues	0	0	155,000	0	0	0	155,000
	TOTAL REVOLVING FUND		0	0	116,083,966	0	386,197,050	0	502,281,016
	442810	Other Student Fees	0	0	0	0	0	314,990	314,990
	460000	Restricted Revenue	0	0	0	0	0	282,240,958	282,240,958
	461000	Federal Grants & Contract	0	0	0	0	0	91,394	91,394
	TOTAL TRUST FUND		0	0	0	0	0	282,647,342	282,647,342
	441100	Undergraduate Resident	162,230,501	0	0	0	0	0	162,230,501
	441110	Undergraduate Nonresident	70,533,449	0	0	0	0	0	70,533,449
	441120	Undergraduate Audit	8,405	0	0	0	0	0	8,405
	441200	Graduate Resident	21,670,875	0	0	0	0	0	21,670,875
	441210	Graduate Nonresident	33,898,966	0	0	0	0	0	33,898,966
	441220	Graduate Audit	1,352	0	0	0	0	0	1,352
	441300	Off-Campus Undergraduate	16,380,118	0	0	0	0	0	16,380,118
	441320	Offutt Undergraduate	186,126	0	0	0	0	0	186,126
	441330	Offutt Graduate	15,293	0	0	0	0	0	15,293
	441600	Professional Resident	24,725,410	0	0	0	0	0	24,725,410
	441610	Professional Nonresident	9,694,998	0	0	0	0	0	9,694,998
	441995	Tuition Transfer Program	-4,671,544	0	0	0	0	0	-4,671,544

REVENUE SUMMARY
2010-2011 GENERAL OPERATING BUDGET
UNIVERSITY OF NEBRASKA
EXCLUDING NCTA

UNIVERSITY TOTAL	ACCOUNT	DESCRIPTION	DESIGNATED AND/OR RESTRICTED					TOTAL
			UNRESTRICTED		TRUST			
			STATE AND UNIVERSITY GENERATED	CASH	REVOLVING	FEDERAL	AUXILIARIES AND SERVICES	
	TOTAL GROSS TUITION		334,673,949	0	0	0	0	334,673,949
	441001 Tuition Adjustments		-9,339,752	0	0	0	0	-9,339,752
	441990 Tuition Remissions		-95,719,167	0	0	0	0	-95,719,167
	441991 Tuition Remissions		9,737,293	0	0	0	0	9,737,293
	TOTAL TUITION OFFSETS		-95,321,626	0	0	0	0	-95,321,626
	SUBTOTAL NET TUITION (CASH)		239,352,323	0	0	0	0	239,352,323
	442100 Institutional Student Fee		960,571	0	0	0	0	960,571
	442310 Application Fees - Gradua		401,000	0	0	0	0	401,000
	442420 Change of Schedule Fees		1,054,700	0	0	0	0	1,054,700
	442710 Graduation Processing Fee		31,300	0	0	0	0	31,300
	442800 Late Payment Fees		895,360	0	0	0	0	895,360
	442810 Other Student Fees		370,909	0	0	0	0	370,909
	SUBTOTAL STUDENT FEES		3,713,840	0	0	0	0	3,713,840
	430000 Invest Loan/Endowment		8,304,600	0	0	0	0	8,304,600
	450000 Sales and Services		0	33,902,400	0	0	0	33,902,400
	461900 Indirect Costs-Federal		2,665,000	49,335,000	0	0	0	52,000,000
	464320 Professional Fees-Contrac		0	8,106,400	0	0	0	8,106,400
	490000 Other Revenues		15,461,606	0	0	0	0	15,461,606
	490100 Misc Cash Income		319,000	0	0	0	0	319,000
	490200 Misc Other Income		25,300	0	0	0	0	25,300
	833428 U-Wide Debt Svc & Admin S		-11,000,000	0	0	0	0	-11,000,000
	SUBTOTAL OTHER CASH		15,775,506	91,343,800	0	0	0	110,833,146
	TOTAL CASH FUND		258,841,669	91,343,800	0	0	0	350,185,469
	TOTAL REVENUE		757,169,422	91,343,800	116,083,966	494,041,469	282,647,342	2,127,483,049

10/1/2010 4:25:23PM

EXPENDITURE SUMMARY
2010-2011 GENERAL OPERATING BUDGET
UNIVERSITY OF NEBRASKA - LINCOLN
INCLUDING IANR

CAMPUS TOTAL	ACCOUNT	DESCRIPTION	DESIGNATED AND/OR RESTRICTED					TOTAL	
			UNRESTRICTED		AUXILIARIES AND SERVICES				
			STATE AND UNIVERSITY GENERATED	CASH	REVOLVING	FEDERAL	TRUST		
	511000	FACULTY						10/1/2010 4:25:23PM	
		Professor	66,508,395	0	116,754	489,315	131,759	2,116,756	69,362,979
		Associate Professor	29,414,975	0	87,830	644,639	0	334,652	30,482,096
		Assistant Professor	18,690,567	0	935,532	1,458,809	0	817,113	21,902,021
		Instructor	68,318	0	0	0	0	0	68,318
		Other	20,681,596	0	1,209,396	2,813,062	891,356	-2,341,620	23,253,790
		SUBTOTAL FACULTY	135,363,851	0	2,349,512	5,405,825	1,023,115	926,901	145,069,204
	512100	Other Administrators	17,226,839	1,074,379	704,110	435,320	9,866,007	1,093,884	30,400,539
	512000	Chairpersons	5,324,221	0	12,207	11,412	0	88,585	5,436,425
	513000	Managerial/Professional	39,131,204	1,548,504	15,372,369	4,198,887	24,075,825	6,614,908	90,941,697
	514000	Clerical/Technical/Service	28,158,380	155,629	6,148,309	1,607,562	19,411,809	3,580,948	59,062,637
	515000	Other Academic	13,582,067	0	801,513	529,094	516,457	276,180	15,705,311
	516000	Student Wages	2,833,447	0	1,419,622	0	5,947,089	0	10,200,158
	517000	Supplemental Salaries & Wages	9,107,454	0	198,068	0	1,704,318	0	11,009,840
		SUBTOTAL NONFACULTY	115,363,612	2,778,512	24,656,198	6,782,275	61,521,505	11,654,505	222,756,607
		SUBTOTAL SALARIES & WAGES	250,727,463	2,778,512	27,005,710	12,188,100	62,544,620	12,581,406	367,825,811
	519100	Retirement Contribution	15,752,075	0	1,422,761	519,854	3,071,684	474,919	21,241,293
	519200	FICA Contribution	14,073,476	0	1,739,571	624,937	3,239,946	615,680	20,293,610
	519300	Health Insurance Contribution	25,840,951	0	3,199,490	1,305,123	5,209,215	1,109,956	36,664,735
	519400	Life Insurance Contribution	231,427	0	25,996	11,714	61,035	12,589	342,761
	519600	Staff Remissions	0	0	0	0	19,000	0	19,000
	519700	Unemployment Compensation	85,000	0	68	0	19,064	0	104,132
	519800	Workers Compensation	1,234,254	0	305,062	64,650	787,858	122,656	2,514,480
		SUBTOTAL BENEFITS	57,217,183	0	6,692,948	2,526,278	12,407,802	2,335,800	81,180,011
		TOTAL PERSONAL SERVICES	307,944,646	2,778,512	33,698,658	14,714,378	74,952,422	14,917,206	449,005,822
	521000	Operating Expense	28,139,087	20,421,488	45,909,487	225,892,391	144,613,333	104,630,136	569,605,922
	529000	Utilities	24,601,436	0	3,600	0	0	0	24,605,036
	530000	Supplies & Materials	39,329	0	0	0	0	0	39,329
	540000	Travel	1,400,740	0	977,999	4,700	1,022,320	0	3,405,759
	550000	Capital Outlay	3,582,522	1,600,000	4,630,622	0	1,971,984	0	11,785,128
	560000	Government Aid	1,158,893	0	0	0	0	0	1,158,893
	570000	Cost of Goods Sold	0	0	0	0	32,694,091	0	32,694,091
		TOTAL NET OPERATING EXPENSES	58,922,007	22,021,488	51,521,708	225,897,091	180,301,728	104,630,136	643,294,158
		CAMPUS TOTAL	366,866,653	24,800,000	85,220,366	240,611,469	255,254,150	119,547,342	1,092,299,980

REVENUE SUMMARY
2010-2011 GENERAL OPERATING BUDGET
UNIVERSITY OF NEBRASKA - LINCOLN
INCLUDING IANR

CAMPUS TOTAL	ACCOUNT	DESCRIPTION	DESIGNATED AND/OR RESTRICTED					TOTAL
			UNRESTRICTED		TRUST			
			STATE AND UNIVERSITY GENERATED	CASH	REVOLVING	FEDERAL	AUXILIARIES AND SERVICES	
	410000	State Appropriation	226,495,925	0	0	0	0	226,495,925
	TOTAL STATE SUPPORT		226,495,925	0	0	0	0	226,495,925
	420000	Federal Appropriation	6,201,594	0	0	0	0	6,201,594
	450000	Sales and Services	0	0	0	5,324,046	0	5,324,046
	460000	Restricted Revenue	0	0	0	235,287,423	0	235,287,423
	TOTAL FEDERAL FUND		6,201,594	0	0	240,611,469	0	246,813,063
	442810	Other Student Fees	0	0	4,430,641	0	5,771,887	10,202,528
	450000	Sales and Services	0	0	83,880,945	0	231,998,285	315,879,230
	459950	Sales & Services/Offset -	0	0	-6,091,220	0	0	-6,091,220
	461900	Indirect Costs-Federal	0	0	3,000,000	0	0	3,000,000
	464000	Private Gifts & Contracts	0	0	0	0	17,483,978	17,483,978
	TOTAL REVOLVING FUND		0	0	85,220,366	0	255,254,150	340,474,516
	460000	Restricted Revenue	0	0	0	0	119,547,342	119,547,342
	TOTAL TRUST FUND		0	0	0	0	119,547,342	119,547,342
	441100	Undergraduate Resident	85,364,030	0	0	0	0	85,364,030
	441110	Undergraduate Nonresident	51,555,150	0	0	0	0	51,555,150
	441200	Graduate Resident	9,551,552	0	0	0	0	9,551,552
	441210	Graduate Nonresident	25,665,147	0	0	0	0	25,665,147
	441300	Off-Campus Undergraduate	8,700,622	0	0	0	0	8,700,622
	441600	Professional Resident	2,959,814	0	0	0	0	2,959,814
	441610	Professional Nonresident	1,816,191	0	0	0	0	1,816,191
	TOTAL GROSS TUITION		185,612,506	0	0	0	0	185,612,506
	441001	Tuition Adjustments	-5,485,260	0	0	0	0	-5,485,260
	441990	Tuition Remissions	-60,349,572	0	0	0	0	-60,349,572
	441991	Tuition Remissions	8,686,612	0	0	0	0	8,686,612
	TOTAL TUITION OFFSETS		-57,148,220	0	0	0	0	-57,148,220
	SUBTOTAL NET TUITION (CASH)		128,464,286	0	0	0	0	128,464,286
	442100	Institutional Student Fee	426,000	0	0	0	0	426,000
	442310	Application Fees - Gradua	254,000	0	0	0	0	254,000
	442420	Change of Schedule Fees	1,054,700	0	0	0	0	1,054,700
	442800	Late Payment Fees	305,100	0	0	0	0	305,100
	442810	Other Student Fees	245,000	0	0	0	0	245,000
	SUBTOTAL STUDENT FEES		2,284,800	0	0	0	0	2,284,800
	430000	Invest Loan/Endowment	4,750,000	0	0	0	0	4,750,000
	461900	Indirect Costs-Federal	700,000	24,800,000	0	0	0	25,500,000
	490000	Other Revenues	3,624,275	0	0	0	0	3,624,275
	490100	Misc Cash Income	250,000	0	0	0	0	250,000

REVENUE SUMMARY
 2010-2011 GENERAL OPERATING BUDGET
 UNIVERSITY OF NEBRASKA - LINCOLN
 INCLUDING IANR

CAMPUS TOTAL	ACCOUNT	DESCRIPTION	UNRESTRICTED		DESIGNATED AND/OR RESTRICTED					TOTAL
			STATE AND UNIVERSITY GENERATED	UNIVERSITY GENERATED	CASH	REVOLVING	FEDERAL	AUXILIARIES AND SERVICES	TRUST	
	490200	Misc Other Income	5,000		0	0	0	0	0	5,000
	833428	U-Wide Debt Svc & Admin S	-5,909,227		0	0	0	0	0	-5,909,227
		SUBTOTAL OTHER CASH	3,420,048		24,800,000	0	0	0	0	30,504,848
		TOTAL CASH FUND	134,169,134		24,800,000	0	0	0	0	158,969,134
		TOTAL REVENUE	366,866,653		24,800,000	85,220,366	240,611,469	255,254,150	119,547,342	1,092,299,980

10/1/2010 4:25:24PM

EXPENDITURE SUMMARY
 2010-2011 GENERAL OPERATING BUDGET
 UNIVERSITY OF NEBRASKA - LINCOLN
 EXCLUDING IANR AND NCTA

CAMPUS TOTAL	ACCOUNT	DESCRIPTION	DESIGNATED AND/OR RESTRICTED					TOTAL											
			UNRESTRICTED		10/1/2010														
			STATE AND UNIVERSITY GENERATED	CASH	REVOLVING	FEDERAL	AUXILIARIES AND SERVICES		TRUST										
511000	FACULTY																		
	Professor		40,913,822	0	0	103,864		76,510		1,830,824									42,925,020
	Associate Professor		21,689,180	0	20,502	120,421		0		216,403									22,046,506
	Assistant Professor		13,091,360	0	339,793	463,426		0		543,827									14,438,406
	Instructor		68,318	0	0	0		0		0									68,318
	Other		13,091,806	0	1,155,700	99,100		891,356		120,589									15,358,551
	SUBTOTAL FACULTY		88,854,486	0	1,515,995	786,811		967,866		2,711,643									94,836,801
512100	Other Administrators		13,066,557	1,074,379	704,110	271,264		9,866,007		655,595									25,637,912
512000	Chairpersons		3,439,372	0	12,207	0		0		88,585									3,540,164
513000	Managerial/Professional		28,948,870	1,548,504	10,923,381	2,300,167		23,781,242		3,120,959									70,623,123
514000	Clerical/Technical/Service		22,574,022	155,629	4,019,689	497,495		19,094,032		698,622									47,039,489
515000	Other Academic		10,447,053	0	529,610	0		516,457		36,544									11,529,664
516000	Student Wages		2,154,565	0	982,099	0		5,917,014		0									9,053,678
517000	Supplemental Salaries & Wages		9,107,454	0	198,068	0		1,704,318		0									11,009,840
	SUBTOTAL NONFACULTY		89,737,893	2,778,512	17,369,164	3,068,926		60,879,070		4,600,305									178,433,870
	SUBTOTAL SALARIES & WAGES		178,592,379	2,778,512	18,885,159	3,855,737		61,846,936		7,311,948									273,270,671
519100	Retirement Contribution		10,473,662	0	1,000,974	127,240		3,033,312		285,217									14,920,405
519200	FICA Contribution		9,852,293	0	1,204,226	177,366		3,195,294		336,398									14,765,577
519300	Health Insurance Contribution		17,406,448	0	2,145,030	339,306		5,101,772		577,735									25,570,291
519400	Life Insurance Contribution		160,638	0	17,880	3,857		60,337		7,321									250,033
519600	Staff Remissions		0	0	0	0		19,000		0									19,000
519700	Unemployment Compensation		85,000	0	68	0		19,064		0									104,132
519800	Workers Compensation		846,529	0	305,062	64,650		787,858		122,656									2,126,755
	SUBTOTAL BENEFITS		38,824,570	0	4,673,240	712,419		12,216,637		1,329,327									57,756,193
	TOTAL PERSONAL SERVICES		217,416,949	2,778,512	23,558,399	4,568,156		74,063,573		8,641,275									331,026,864
521000	Operating Expense		20,485,856	20,421,488	35,940,729	208,544,812		143,564,180		89,644,692									518,601,757
529000	Utilities		23,368,995	0	0	0		0		0									23,368,995
540000	Travel		598,484	0	498,209	0		974,320		0									2,071,013
550000	Capital Outlay		2,976,559	0	2,635,032	0		1,861,984		0									7,473,575
560000	Government Aid		1,158,893	0	0	0		0		0									1,158,893
570000	Cost of Goods Sold		0	0	0	0		32,694,091		0									32,694,091
	TOTAL NET OPERATING EXPENSES		48,588,787	20,421,488	39,073,970	208,544,812		179,094,575		89,644,692									585,368,324
	CAMPUS TOTAL		266,005,736	23,200,000	62,632,369	213,112,968		253,158,148		98,285,967									916,395,188

REVENUE SUMMARY
 2010-2011 GENERAL OPERATING BUDGET
 UNIVERSITY OF NEBRASKA - LINCOLN
 EXCLUDING IANR AND NCTA

CAMPUS TOTAL	ACCOUNT	DESCRIPTION	DESIGNATED AND/OR RESTRICTED					TOTAL	
			UNRESTRICTED		10/1/2010				
			STATE AND UNIVERSITY GENERATED	CASH	REVOLVING	FEDERAL	AUXILIARIES AND SERVICES		TRUST
	410000	State Appropriation	142,418,022	0	0	0	0	0	142,418,022
	TOTAL STATE SUPPORT		142,418,022	0	0	0	0	0	142,418,022
	460000	Restricted Revenue	0	0	0	213,112,968	0	0	213,112,968
	TOTAL FEDERAL FUND		0	0	0	213,112,968	0	0	213,112,968
	442810	Other Student Fees	0	0	4,430,641	0	5,771,887	0	10,202,528
	450000	Sales and Services	0	0	55,201,728	0	229,902,283	0	285,104,011
	461900	Indirect Costs-Federal	0	0	3,000,000	0	0	0	3,000,000
	464000	Private Gifts & Contracts	0	0	0	0	17,483,978	0	17,483,978
	TOTAL REVOLVING FUND		0	0	62,632,369	0	253,158,148	0	315,790,517
	460000	Restricted Revenue	0	0	0	0	0	98,285,967	98,285,967
	TOTAL TRUST FUND		0	0	0	0	0	98,285,967	98,285,967
	441100	Undergraduate Resident	77,239,151	0	0	0	0	0	77,239,151
	441110	Undergraduate Nonresident	48,060,060	0	0	0	0	0	48,060,060
	441200	Graduate Resident	8,285,914	0	0	0	0	0	8,285,914
	441210	Graduate Nonresident	22,092,919	0	0	0	0	0	22,092,919
	441300	Off-Campus Undergraduate	8,700,622	0	0	0	0	0	8,700,622
	441600	Professional Resident	2,959,814	0	0	0	0	0	2,959,814
	441610	Professional Nonresident	1,816,191	0	0	0	0	0	1,816,191
	TOTAL GROSS TUITION		169,154,671	0	0	0	0	0	169,154,671
	441001	Tuition Adjustments	-5,189,496	0	0	0	0	0	-5,189,496
	441990	Tuition Remissions	-55,237,543	0	0	0	0	0	-55,237,543
	441991	Tuition Remissions	8,686,612	0	0	0	0	0	8,686,612
	TOTAL TUITION OFFSETS		-51,740,427	0	0	0	0	0	-51,740,427
	SUBTOTAL NET TUITION (CASH)		117,414,244	0	0	0	0	0	117,414,244
	442100	Institutional Student Fee	426,000	0	0	0	0	0	426,000
	442310	Application Fees - Gradua	254,000	0	0	0	0	0	254,000
	442420	Change of Schedule Fees	1,054,700	0	0	0	0	0	1,054,700
	442800	Late Payment Fees	305,100	0	0	0	0	0	305,100
	442810	Other Student Fees	245,000	0	0	0	0	0	245,000
	SUBTOTAL STUDENT FEES		2,284,800	0	0	0	0	0	2,284,800
	430000	Invest Loan/Endowment	4,750,000	0	0	0	0	0	4,750,000
	461900	Indirect Costs-Federal	700,000	23,200,000	0	0	0	0	23,900,000
	490000	Other Revenues	3,624,275	0	0	0	0	0	3,624,275
	490100	Misc Cash Income	250,000	0	0	0	0	0	250,000
	490200	Misc Other Income	5,000	0	0	0	0	0	5,000
	833428	U-Wide Debt Svc & Admin S	-5,440,605	0	0	0	0	0	-5,440,605
	SUBTOTAL OTHER CASH		3,888,670	23,200,000	0	0	0	0	29,373,470

REVENUE SUMMARY
 2010-2011 GENERAL OPERATING BUDGET
 UNIVERSITY OF NEBRASKA - LINCOLN
 EXCLUDING IANR AND NCTA

CAMPUS TOTAL	ACCOUNT	DESCRIPTION	DESIGNATED AND/OR RESTRICTED				TOTAL		
			UNRESTRICTED	CASH	REVOLVING	FEDERAL		AUXILIARIES AND SERVICES	TRUST
	STATE AND UNIVERSITY GENERATED		123,587,714						
	TOTAL CASH FUND		266,005,736	23,200,000	0	0	0	0	0
	TOTAL REVENUE			23,200,000	62,632,369	213,112,968	253,158,148	98,285,967	146,787,714
									916,395,188

10/1/2010 4:25:26PM

EXPENDITURE SUMMARY
2010-2011 GENERAL OPERATING BUDGET
UNIVERSITY OF NEBRASKA - LINCOLN
EXCLUDING IANR AND NCTA

SUBPROGRAM #/NAME: 01 Academic Affairs

		DESIGNATED AND/OR RESTRICTED					10/1/2010 4:25:27PM	
		UNRESTRICTED						
ACCOUNT	DESCRIPTION	STATE AND UNIVERSITY GENERATED	CASH	REVOLVING	FEDERAL	AUXILIARIES AND SERVICES	TRUST	TOTAL
511000 FACULTY								
	Professor	162,000	0	0	0	0	0	162,000
	Associate Professor	5,000	0	0	0	0	0	5,000
	Other	4,092,214	0	0	0	20,000	0	4,112,214
	SUBTOTAL FACULTY	4,259,214	0	0	0	20,000	0	4,279,214
512100	Other Administrators	2,543,186	0	105,638	0	36,467	0	2,685,291
512000	Chairpersons	123,803	0	0	0	0	8,000	131,803
513000	Managerial/Professional	1,224,149	0	521,996	57,847	0	119,271	1,923,263
514000	Clerical/Technical/Service	606,295	0	131,657	0	0	0	737,952
515000	Other Academic	149,725	0	0	0	60,000	0	209,725
516000	Student Wages	75,444	0	0	0	0	0	75,444
	SUBTOTAL NONFACULTY	4,722,602	0	759,291	57,847	96,467	127,271	5,763,478
	SUBTOTAL SALARIES & WAGES	8,981,816	0	759,291	57,847	116,467	127,271	10,042,692
519100	Retirement Contribution	245,607	0	42,520	1,909	3,145	4,964	298,145
519200	FICA Contribution	235,269	0	50,872	2,661	3,552	5,854	298,208
519300	Health Insurance Contribution	376,603	0	91,115	5,091	5,300	10,055	488,164
519400	Life Insurance Contribution	3,608	0	760	58	58	127	4,611
519800	Workers Compensation	0	0	12,730	970	1,952	2,132	17,784
	SUBTOTAL BENEFITS	861,087	0	197,997	10,689	14,007	23,132	1,106,912
	TOTAL PERSONAL SERVICES	9,842,903	0	957,288	68,536	130,474	150,403	11,149,604
521000	Operating Expense	3,843,362	0	0	0	50,000	0	3,893,362
540000	Travel	54,285	0	0	0	0	0	54,285
560000	Government Aid	611,607	0	0	0	0	0	611,607
	TOTAL NET OPERATING EXPENSES	4,509,254	0	0	0	50,000	0	4,559,254
	SUB PROGRAM TOTAL	14,352,157	0	957,288	68,536	180,474	150,403	15,708,858

EXPENDITURE SUMMARY
 2010-2011 GENERAL OPERATING BUDGET
 UNIVERSITY OF NEBRASKA - LINCOLN
 EXCLUDING IANR AND NCTA

SUBPROGRAM #/NAME: 02 College of Architecture	DESIGNATED AND/OR RESTRICTED						10/1/2010	4:25:27PM
	UNRESTRICTED		CASH	REVOLVING	FEDERAL	AUXILIARIES AND SERVICES	TRUST	TOTAL
	STATE AND UNIVERSITY GENERATED							
511000 FACULTY								
Professor	687,798	0	0	0	0	0	0	687,798
Associate Professor	527,225	0	0	0	0	0	0	527,225
Assistant Professor	668,779	0	0	0	0	0	0	668,779
Other	179,178	0	0	0	0	0	0	179,178
SUBTOTAL FACULTY	2,062,980	0	0	0	0	0	0	2,062,980
512100 Other Administrators	399,149	0	0	0	0	0	5,000	404,149
513000 Managerial/Professional	58,000	0	0	0	0	0	36,233	94,233
514000 Clerical/Technical/Service	145,169	0	0	0	0	0	0	145,169
515000 Other Academic	214,030	0	0	0	0	0	0	214,030
516000 Student Wages	24,086	0	31,320	0	0	0	0	75,406
SUBTOTAL NONFACULTY	840,434	0	31,320	0	0	0	41,233	932,987
SUBTOTAL SALARIES & WAGES	2,903,414	0	31,320	0	0	0	41,233	2,995,967
519100 Retirement Contribution	174,877	0	0	0	0	0	1,608	176,485
519200 FICA Contribution	164,817	0	0	0	0	0	1,897	166,714
519300 Health Insurance Contribution	277,866	0	0	0	0	0	3,257	281,123
519400 Life Insurance Contribution	2,603	0	0	0	0	0	41	2,644
519800 Workers Compensation	0	0	0	0	0	0	692	863
SUBTOTAL BENEFITS	620,163	0	0	0	0	0	7,495	627,829
TOTAL PERSONAL SERVICES	3,523,577	0	31,320	0	0	0	48,728	3,623,796
521000 Operating Expense	-1,139	0	337,646	0	0	0	0	379,507
540000 Travel	16,000	0	11,500	0	0	0	0	27,500
550000 Capital Outlay	0	0	7,000	0	0	0	0	7,000
TOTAL NET OPERATING EXPENSES	14,861	0	356,146	0	0	0	0	414,007
SUB PROGRAM TOTAL	3,538,438	0	387,466	0	0	0	48,728	4,037,803

EXPENDITURE SUMMARY
 2010-2011 GENERAL OPERATING BUDGET
 UNIVERSITY OF NEBRASKA - LINCOLN
 EXCLUDING IANR AND NCTA

SUBPROGRAM #/NAME: 05 College of Arts and Sciences

ACCOUNT	DESCRIPTION	DESIGNATED AND/OR RESTRICTED					TOTAL
		UNRESTRICTED	CASH	REVOLVING	FEDERAL	AUXILIARIES AND SERVICES	
511000 FACULTY							
	Professor	17,329,614	0	0	103,864	0	17,990,181
	Associate Professor	7,499,662	0	3,335	84,150	0	7,713,747
	Assistant Professor	5,517,217	0	0	275,460	0	5,949,227
	Other	1,166,634	0	219,798	52,800	0	1,439,232
	SUBTOTAL FACULTY	31,513,127	0	223,133	516,274	0	33,092,387
512100	Other Administrators	973,923	0	47,230	142,513	0	1,374,088
512000	Chairpersons	1,486,838	0	0	0	0	1,486,838
513000	Managerial/Professional	2,436,786	0	506,682	892,167	40,000	5,121,937
514000	Clerical/Technical/Service	2,259,710	0	260,398	166,060	26,138	2,987,923
515000	Other Academic	5,886,360	0	312,286	0	0	6,198,646
516000	Student Wages	144,170	0	93,142	0	1,053	238,365
	SUBTOTAL NONFACULTY	13,187,787	0	1,219,738	1,200,740	67,191	17,407,797
	SUBTOTAL SALARIES & WAGES	44,700,914	0	1,442,871	1,717,014	67,191	50,500,184
519100	Retirement Contribution	2,723,439	0	56,744	56,662	624	2,937,790
519200	FICA Contribution	2,548,431	0	67,884	78,983	3,549	2,817,168
519300	Health Insurance Contribution	4,313,673	0	121,585	151,096	2,379	4,791,941
519400	Life Insurance Contribution	41,625	0	1,014	1,720	26	46,962
519800	Workers Compensation	0	0	16,989	28,792	1,126	90,045
	SUBTOTAL BENEFITS	9,627,168	0	264,216	317,253	7,704	10,683,906
	TOTAL PERSONAL SERVICES	54,328,082	0	1,707,087	2,034,267	74,895	61,184,090
521000	Operating Expense	1,022,392	0	1,600,101	0	64,918	2,687,411
540000	Travel	67,530	0	54,341	0	5,000	126,871
550000	Capital Outlay	0	0	30,952	0	0	30,952
	TOTAL NET OPERATING EXPENSES	1,089,922	0	1,685,394	0	69,918	2,845,234
	SUB PROGRAM TOTAL	55,418,004	0	3,392,481	2,034,267	144,813	64,029,324

10/1/2010 4:25:27PM

EXPENDITURE SUMMARY
 2010-2011 GENERAL OPERATING BUDGET
 UNIVERSITY OF NEBRASKA - LINCOLN
 EXCLUDING IANR AND NCTA

SUBPROGRAM #/NAME: 06 College of Business Administration

ACCOUNT	DESCRIPTION	DESIGNATED AND/OR RESTRICTED					TOTAL
		UNRESTRICTED	CASH	REVOLVING	FEDERAL	AUXILIARIES AND SERVICES	
		10/1/2010					4:25:27PM
511000 FACULTY							
	Professor	4,274,844	0	0	0	0	4,611,302
	Associate Professor	2,065,915	0	0	0	0	2,065,915
	Assistant Professor	1,396,020	0	0	0	0	1,417,270
	Other	241,346	0	0	0	0	241,346
	SUBTOTAL FACULTY	7,978,125	0	0	0	0	8,335,833
512100	Other Administrators	742,637	0	0	0	0	911,686
512000	Chairpersons	423,087	0	0	0	0	423,087
513000	Managerial/Professional	738,382	0	139,881	0	0	1,025,701
514000	Clerical/Technical/Service	372,030	0	40,397	0	0	485,122
515000	Other Academic	891,371	0	0	0	0	891,371
516000	Student Wages	103,987	0	0	0	0	103,987
	SUBTOTAL NONFACULTY	3,271,494	0	180,278	0	0	3,840,954
	SUBTOTAL SALARIES & WAGES	11,249,619	0	180,278	0	0	12,176,787
519100	Retirement Contribution	711,021	0	10,095	0	0	750,895
519200	FICA Contribution	664,947	0	12,079	0	0	712,148
519300	Health Insurance Contribution	1,147,722	0	21,634	0	0	1,229,675
519400	Life Insurance Contribution	10,668	0	180	0	0	11,612
519800	Workers Compensation	0	0	3,022	0	0	15,836
	SUBTOTAL BENEFITS	2,534,358	0	47,010	0	0	2,720,166
	TOTAL PERSONAL SERVICES	13,783,977	0	227,288	0	0	14,896,953
521000	Operating Expense	6,423	0	187,000	0	586,000	779,423
540000	Travel	33,276	0	0	0	0	33,276
550000	Capital Outlay	28,565	0	0	0	0	28,565
	TOTAL NET OPERATING EXPENSES	68,264	0	187,000	0	586,000	841,264
	SUB PROGRAM TOTAL	13,852,241	0	414,288	0	586,000	15,738,217

EXPENDITURE SUMMARY
 2010-2011 GENERAL OPERATING BUDGET
 UNIVERSITY OF NEBRASKA - LINCOLN
 EXCLUDING IANR AND NCTA

SUBPROGRAM #/NAME: 07 College of Fine and Performing Arts

ACCOUNT	DESCRIPTION	DESIGNATED AND/OR RESTRICTED					TOTAL
		UNRESTRICTED	CASH	REVOLVING	FEDERAL	AUXILIARIES AND SERVICES	
511000 FACULTY							
	Professor	1,657,950	0	0	0	0	1,704,950
	Associate Professor	2,091,733	0	0	0	0	2,091,733
	Assistant Professor	796,542	0	0	0	0	796,542
	Instructor	68,318	0	0	0	0	68,318
	Other	801,598	0	0	0	0	801,598
	SUBTOTAL FACULTY	5,416,141	0	0	0	0	5,463,141
512100	Other Administrators	476,479	0	0	0	0	476,479
512000	Chairpersons	166,500	0	0	0	0	166,500
513000	Managerial/Professional	645,971	0	0	0	74,785	726,509
514000	Clerical/Technical/Service	397,432	0	24,962	0	51,842	474,236
515000	Other Academic	714,220	0	0	0	0	714,220
516000	Student Wages	31,538	0	65,185	0	36,084	132,807
	SUBTOTAL NONFACULTY	2,432,140	0	90,147	0	162,711	2,690,751
	SUBTOTAL SALARIES & WAGES	7,848,281	0	90,147	0	162,711	8,153,892
519100	Retirement Contribution	470,517	0	1,773	0	6,838	481,185
519200	FICA Contribution	440,654	0	2,121	0	7,724	452,926
519300	Health Insurance Contribution	745,382	0	3,799	0	11,523	764,871
519400	Life Insurance Contribution	7,173	0	32	0	127	7,385
519800	Workers Compensation	0	0	1,029	0	2,728	4,643
	SUBTOTAL BENEFITS	1,663,726	0	8,754	0	28,940	1,711,010
	TOTAL PERSONAL SERVICES	9,512,007	0	98,901	0	191,651	9,864,902
521000	Operating Expense	122,825	0	273,133	0	217,250	613,208
540000	Travel	5,814	0	18,000	0	7,000	30,814
550000	Capital Outlay	37,751	0	2,000	0	0	39,751
	TOTAL NET OPERATING EXPENSES	166,390	0	293,133	0	224,250	683,773
	SUB PROGRAM TOTAL	9,678,397	0	392,034	0	415,901	10,548,675

10/1/2010 4:25:27PM

EXPENDITURE SUMMARY
2010-2011 GENERAL OPERATING BUDGET
UNIVERSITY OF NEBRASKA - LINCOLN
EXCLUDING IANR AND NCTA

SUBPROGRAM #/NAME: 11 College of Engineering and Technology

DESIGNATED AND/OR RESTRICTED

UNRESTRICTED

ACCOUNT	DESCRIPTION	UNRESTRICTED					DESIGNATED AND/OR RESTRICTED					TOTAL	
		STATE AND UNIVERSITY GENERATED	CASH	REVOLVING	FEDERAL	AUXILIARIES AND SERVICES	TRUST						
511000	FACULTY												
	Professor	7,364,476	0	0	0	0	0	0	0	0	280,000	0	7,644,476
	Associate Professor	4,706,484	0	0	0	0	0	0	0	0	0	0	4,706,484
	Assistant Professor	1,880,674	0	91,239	0	0	0	0	0	0	0	0	1,971,913
	Other	271,366	0	80,264	0	0	0	0	0	0	0	0	351,630
	SUBTOTAL FACULTY	14,223,000	0	171,503	0	0	0	0	0	0	280,000	0	14,674,503
512100	Other Administrators	890,506	0	105,463	0	0	0	0	0	0	0	0	995,969
512000	Chairpersons	568,887	0	0	0	0	0	0	0	0	0	0	568,887
513000	Managerial/Professional	741,932	0	1,221,518	38,544	0	0	0	0	0	91,434	0	2,093,428
514000	Clerical/Technical/Service	654,693	0	414,728	0	0	0	0	0	0	0	0	1,069,421
515000	Other Academic	553,535	0	0	0	0	0	0	0	0	0	0	553,535
516000	Student Wages	64,677	0	5,365	0	0	0	0	0	0	0	0	70,042
	SUBTOTAL NONFACULTY	3,474,230	0	1,747,074	38,544	0	0	0	0	0	91,434	0	5,351,282
	SUBTOTAL SALARIES & WAGES	17,697,230	0	1,918,577	38,544	0	0	0	0	0	371,434	0	20,025,785
519100	Retirement Contribution	1,111,162	0	107,141	1,272	0	0	0	0	0	14,489	0	1,234,064
519200	FICA Contribution	1,034,912	0	128,188	1,774	0	0	0	0	0	17,086	0	1,181,960
519300	Health Insurance Contribution	1,847,121	0	229,586	3,392	0	0	0	0	0	29,346	0	2,109,445
519400	Life Insurance Contribution	16,344	0	1,914	38	0	0	0	0	0	374	0	18,670
519800	Workers Compensation	0	0	32,076	648	0	0	0	0	0	6,236	0	38,960
	SUBTOTAL BENEFITS	4,009,539	0	498,905	7,124	0	0	0	0	0	67,531	0	4,583,099
	TOTAL PERSONAL SERVICES	21,706,769	0	2,417,482	45,668	0	0	0	0	0	438,965	0	24,608,884
521000	Operating Expense	101,387	0	664,527	0	0	0	0	0	0	0	0	765,914
540000	Travel	90,209	0	0	0	0	0	0	0	0	0	0	90,209
550000	Capital Outlay	52,201	0	125,200	0	0	0	0	0	0	0	0	177,401
560000	Government Aid	547,286	0	0	0	0	0	0	0	0	0	0	547,286
	TOTAL NET OPERATING EXPENSES	791,083	0	789,727	0	0	0	0	0	0	0	0	1,580,810
	SUB PROGRAM TOTAL	22,497,852	0	3,207,209	45,668	0	0	0	0	0	438,965	0	26,199,694

10/1/2010 4:25:27PM

EXPENDITURE SUMMARY
 2010-2011 GENERAL OPERATING BUDGET
 UNIVERSITY OF NEBRASKA - LINCOLN
 EXCLUDING IANR AND NCTA

SUBPROGRAM #/NAME: 12 Research

ACCOUNT	DESCRIPTION	DESIGNATED AND/OR RESTRICTED						TOTAL
		STATE AND UNIVERSITY GENERATED	CASH	REVOLVING	FEDERAL	AUXILIARIES AND SERVICES	TRUST	
	Assistant Professor	0	0	0	31,489	0	0	31,489
	Other	0	0	0	46,300	0	0	46,300
	SUBTOTAL FACULTY	0	0	0	77,789	0	0	77,789
512100	Other Administrators	868,688	1,074,379	0	66,537	0	54,300	2,063,904
513000	Managerial/Professional	695,258	1,548,504	0	111,697	0	172,249	2,527,708
514000	Clerical/Technical/Service	197,688	155,629	0	28,274	0	0	381,591
515000	Other Academic	0	0	0	0	0	0	0
516000	Student Wages	0	0	0	0	0	0	0
	SUBTOTAL NONFACULTY	1,761,634	2,778,512	0	206,508	0	226,549	4,973,203
	SUBTOTAL SALARIES & WAGES	1,761,634	2,778,512	0	284,297	0	226,549	5,050,992
519100	Retirement Contribution	119,005	0	0	9,382	0	8,836	137,223
519200	FICA Contribution	110,464	0	0	13,078	0	10,421	133,963
519300	Health Insurance Contribution	198,607	0	0	25,018	0	17,897	241,522
519400	Life Insurance Contribution	1,762	0	0	283	0	228	2,273
519800	Workers Compensation	0	0	0	4,766	0	3,798	8,564
	SUBTOTAL BENEFITS	429,838	0	0	52,527	0	41,180	523,545
	TOTAL PERSONAL SERVICES	2,191,472	2,778,512	0	336,824	0	267,729	5,574,537
521000	Operating Expense	-26,101	0	39,000	0	0	0	12,899
540000	Travel	0	0	0	0	0	0	0
	TOTAL NET OPERATING EXPENSES	-26,101	0	39,000	0	0	0	12,899
	SUB PROGRAM TOTAL	2,165,371	2,778,512	39,000	336,824	0	267,729	5,587,436

10/1/2010 4:25:27PM

EXPENDITURE SUMMARY
 2010-2011 GENERAL OPERATING BUDGET
 UNIVERSITY OF NEBRASKA - LINCOLN
 EXCLUDING IANR AND NCTA

SUBPROGRAM #/NAME: 14 College of Journalism and Mass Communication

DESIGNATED AND/OR RESTRICTED

UNRESTRICTED

ACCOUNT	DESCRIPTION	UNRESTRICTED					DESIGNATED AND/OR RESTRICTED					TOTAL	
		STATE AND UNIVERSITY GENERATED	CASH	REVOLVING	FEDERAL	AUXILIARIES AND SERVICES	TRUST						
511000	FACULTY												
	Professor	750,435	0	0	0	0	0	0	0	0	65,000	815,435	
	Associate Professor	737,780	0	0	0	0	0	0	0	0	0	737,780	
	Assistant Professor	172,518	0	0	0	0	0	0	0	0	0	172,518	
	Other	777,727	0	0	0	0	0	0	0	0	0	777,727	
	SUBTOTAL FACULTY	2,438,460	0	0	0	0	0	0	0	0	65,000	2,503,460	
512100	Other Administrators	288,221	0	0	0	0	0	0	0	0	0	288,221	
513000	Managerial/Professional	131,775	0	0	0	0	0	0	0	0	0	131,775	
514000	Clerical/Technical/Service	200,053	0	0	0	0	0	0	0	0	0	200,053	
515000	Other Academic	63,770	0	0	0	0	0	0	0	0	0	63,770	
516000	Student Wages	58,796	0	0	0	0	0	0	0	0	0	58,796	
517000	Supplemental Salaries & Wages	12,815	0	0	0	0	0	0	0	0	0	12,815	
	SUBTOTAL NONFACULTY	755,430	0	0	0	0	0	0	0	0	0	755,430	
	SUBTOTAL SALARIES & WAGES	3,193,890	0	0	0	0	0	0	0	0	65,000	3,258,890	
519100	Retirement Contribution	195,114	0	0	0	0	0	0	0	0	2,535	197,649	
519200	FICA Contribution	184,360	0	0	0	0	0	0	0	0	2,990	187,350	
519300	Health Insurance Contribution	313,903	0	0	0	0	0	0	0	0	5,135	319,038	
519400	Life Insurance Contribution	2,844	0	0	0	0	0	0	0	0	65	2,909	
519800	Workers Compensation	0	0	0	0	0	0	0	0	0	1,092	1,092	
	SUBTOTAL BENEFITS	696,221	0	0	0	0	0	0	0	0	11,817	708,038	
	TOTAL PERSONAL SERVICES	3,890,111	0	0	0	0	0	0	0	0	76,817	3,966,928	
521000	Operating Expense	43,856	0	48,259	0	0	0	0	0	0	0	92,115	
540000	Travel	240	0	0	0	0	0	0	0	0	0	240	
	TOTAL NET OPERATING EXPENSES	44,096	0	48,259	0	0	0	0	0	0	0	92,355	
	SUB PROGRAM TOTAL	3,934,207	0	48,259	0	0	0	0	0	0	76,817	4,059,283	

EXPENDITURE SUMMARY
 2010-2011 GENERAL OPERATING BUDGET
 UNIVERSITY OF NEBRASKA - LINCOLN
 EXCLUDING IANR AND NCTA

SUBPROGRAM #/NAME: 15 College of Law

ACCOUNT	DESCRIPTION	DESIGNATED AND/OR RESTRICTED					TOTAL
		UNRESTRICTED		TRUST			
		STATE AND UNIVERSITY GENERATED	CASH	REVOLVING	FEDERAL	AUXILIARIES AND SERVICES	
511000 FACULTY							10/1/2010 4:25:27PM
	Professor	3,328,681	0	0	0	188,130	3,516,811
	Associate Professor	288,384	0	0	0	0	288,384
	Assistant Professor	734,440	0	0	0	0	734,440
	Other	354,164	0	40,500	0	0	394,664
	SUBTOTAL FACULTY	4,705,669	0	40,500	0	188,130	4,934,299
512100	Other Administrators	534,617	0	0	0	10,000	544,617
512000	Chairpersons	22,101	0	12,207	0	0	34,308
513000	Managerial/Professional	92,794	0	0	22,838	0	115,632
514000	Clerical/Technical/Service	454,988	0	31,704	0	9,435	496,127
	SUBTOTAL NONFACULTY	1,104,500	0	43,911	22,838	19,435	1,190,684
	SUBTOTAL SALARIES & WAGES	5,810,169	0	84,411	22,838	207,565	6,124,983
519100	Retirement Contribution	362,714	0	4,728	754	8,096	376,292
519200	FICA Contribution	339,396	0	5,657	1,051	9,548	355,652
519300	Health Insurance Contribution	599,765	0	10,130	2,010	16,398	628,303
519400	Life Insurance Contribution	5,289	0	85	23	208	5,605
519800	Workers Compensation	0	0	1,416	382	3,486	5,284
	SUBTOTAL BENEFITS	1,307,164	0	22,016	4,220	37,736	1,371,136
	TOTAL PERSONAL SERVICES	7,117,333	0	106,427	27,058	245,301	7,496,119
521000	Operating Expense	58,421	0	129,909	0	12,898	201,228
540000	Travel	5,630	0	6,230	0	0	11,860
550000	Capital Outlay	233,139	0	560,000	0	0	793,139
	TOTAL NET OPERATING EXPENSES	297,190	0	696,139	0	12,898	1,006,227
	SUB PROGRAM TOTAL	7,414,523	0	802,566	27,058	245,301	8,502,346

EXPENDITURE SUMMARY
 2010-2011 GENERAL OPERATING BUDGET
 UNIVERSITY OF NEBRASKA - LINCOLN
 EXCLUDING IANR AND NCTA

SUBPROGRAM #/NAME: 16 University Libraries

ACCOUNT	DESCRIPTION	DESIGNATED AND/OR RESTRICTED					TOTAL
		UNRESTRICTED	CASH	REVOLVING	FEDERAL	AUXILIARIES AND SERVICES	
511000 FACULTY							
	Professor	913,214	0	0	0	0	913,214
	Associate Professor	1,057,848	0	0	0	0	1,057,848
	Assistant Professor	544,838	0	0	0	0	544,838
	Other	36,105	0	0	0	0	36,105
	SUBTOTAL FACULTY	2,552,005	0	0	0	0	2,552,005
512100	Other Administrators	476,932	0	0	0	0	476,932
512000	Chairpersons	161,972	0	0	0	0	161,972
513000	Managerial/Professional	1,176,802	0	35,658	0	0	1,212,460
514000	Clerical/Technical/Service	1,701,850	0	28,077	22,220	0	1,752,147
515000	Other Academic	0	0	3,883	0	0	3,883
516000	Student Wages	427,459	0	17,169	0	0	444,628
	SUBTOTAL NONFACULTY	3,945,015	0	84,787	22,220	0	4,052,022
	SUBTOTAL SALARIES & WAGES	6,497,020	0	84,787	22,220	0	6,604,027
519100	Retirement Contribution	412,117	0	3,569	733	0	416,419
519200	FICA Contribution	386,477	0	4,530	1,022	0	392,029
519300	Health Insurance Contribution	670,482	0	7,648	1,955	0	680,085
519400	Life Insurance Contribution	6,077	0	64	22	0	6,163
519800	Workers Compensation	0	0	1,134	372	0	1,506
	SUBTOTAL BENEFITS	1,475,153	0	16,945	4,104	0	1,496,202
	TOTAL PERSONAL SERVICES	7,972,173	0	101,732	26,324	0	8,100,229
521000	Operating Expense	461,280	2,000,000	168,000	0	33,000	2,662,280
540000	Travel	3,852	0	2,600	0	0	6,452
550000	Capital Outlay	2,374,316	0	1,759,807	0	0	4,134,123
	TOTAL NET OPERATING EXPENSES	2,839,448	2,000,000	1,930,407	0	33,000	6,802,855
	SUB PROGRAM TOTAL	10,811,621	2,000,000	2,032,139	26,324	33,000	14,903,084

10/1/2010 4:25:27PM

EXPENDITURE SUMMARY
 2010-2011 GENERAL OPERATING BUDGET
 UNIVERSITY OF NEBRASKA - LINCOLN
 EXCLUDING IANR AND NCTA

SUBPROGRAM #/NAME: 17 College of Education and Human Sciences

ACCOUNT	DESCRIPTION	DESIGNATED AND/OR RESTRICTED					TOTAL	
		UNRESTRICTED		TRUST				
		STATE AND UNIVERSITY GENERATED	CASH	REVOLVING	FEDERAL	AUXILIARIES AND SERVICES		
511000 FACULTY								10/1/2010 4:25:27PM
	Professor	4,329,696	0	0	0	76,510	357,533	4,763,739
	Associate Professor	2,724,949	0	17,167	36,271	0	89,803	2,868,190
	Assistant Professor	1,380,332	0	248,554	120,524	0	366,027	2,115,437
	Other	1,251,918	0	500,303	0	0	120,589	1,872,810
	SUBTOTAL FACULTY	9,686,895	0	766,024	156,795	76,510	933,952	11,620,176
512100	Other Administrators	692,007	0	47,372	6,151	76,200	179,377	1,001,107
512000	Chairpersons	422,634	0	0	0	0	80,585	503,219
513000	Managerial/Professional	1,380,598	0	195,343	313,562	289,592	503,817	2,682,912
514000	Clerical/Technical/Service	889,265	0	107,310	134,547	69,753	183,125	1,384,000
515000	Other Academic	838,570	0	32,754	0	59,583	36,544	967,451
516000	Student Wages	87,147	0	21,929	0	2,672	0	111,748
	SUBTOTAL NONFACULTY	4,310,221	0	404,708	454,260	497,800	983,448	6,650,437
	SUBTOTAL SALARIES & WAGES	13,997,116	0	1,170,732	611,055	574,310	1,917,400	18,270,613
519100	Retirement Contribution	880,399	0	63,169	20,165	27,651	74,778	1,066,162
519200	FICA Contribution	826,097	0	75,578	28,107	35,034	88,201	1,053,017
519300	Health Insurance Contribution	1,397,976	0	135,363	53,773	46,597	151,476	1,785,185
519400	Life Insurance Contribution	13,308	0	1,128	612	512	1,915	17,475
519800	Workers Compensation	0	0	19,160	10,248	9,630	32,150	71,188
	SUBTOTAL BENEFITS	3,117,780	0	294,398	112,905	119,424	348,520	3,993,027
	TOTAL PERSONAL SERVICES	17,114,896	0	1,465,130	723,960	693,734	2,265,920	22,263,640
521000	Operating Expense	416,123	0	630,319	0	227,000	0	1,273,442
540000	Travel	74,540	0	54,288	0	11,631	0	140,459
550000	Capital Outlay	92,393	0	0	0	0	0	92,393
	TOTAL NET OPERATING EXPENSES	583,056	0	684,607	0	238,631	0	1,506,294
	SUB PROGRAM TOTAL	17,697,952	0	2,149,737	723,960	932,365	2,265,920	23,769,934

EXPENDITURE SUMMARY
 2010-2011 GENERAL OPERATING BUDGET
 UNIVERSITY OF NEBRASKA - LINCOLN
 EXCLUDING IANR AND NCTA

SUBPROGRAM #/NAME: 21 Summer Sessions

ACCOUNT	DESCRIPTION	DESIGNATED AND/OR RESTRICTED					TOTAL
		UNRESTRICTED	CASH	REVOLVING	FEDERAL	AUXILIARIES AND SERVICES	
	Other	3,518,401	0	0	0	0	3,518,401
	SUBTOTAL FACULTY	3,518,401	0	0	0	0	3,518,401
515000	Other Academic	324,063	0	0	0	0	324,063
516000	Student Wages	80,571	0	1,419	0	0	81,990
	SUBTOTAL NONFACULTY	404,634	0	1,419	0	0	406,053
	SUBTOTAL SALARIES & WAGES	3,923,035	0	1,419	0	0	3,924,454
519100	Retirement Contribution	196,152	0	0	0	0	196,152
519200	FICA Contribution	196,152	0	0	0	0	196,152
519300	Health Insurance Contribution	156,922	0	0	0	0	156,922
519400	Life Insurance Contribution	3,923	0	0	0	0	3,923
519800	Workers Compensation	0	0	0	0	0	0
	SUBTOTAL BENEFITS	553,149	0	0	0	0	553,149
	TOTAL PERSONAL SERVICES	4,476,184	0	1,419	0	0	4,477,603
521000	Operating Expense	-7,897	0	4,839	0	0	-3,058
540000	Travel	19,366	0	0	0	0	19,366
	TOTAL NET OPERATING EXPENSES	11,469	0	4,839	0	0	16,308
	SUB PROGRAM TOTAL	4,487,653	0	6,258	0	0	4,493,911

10/1/2010 4:25:27PM

EXPENDITURE SUMMARY
 2010-2011 GENERAL OPERATING BUDGET
 UNIVERSITY OF NEBRASKA - LINCOLN
 EXCLUDING IANR AND NCTA

SUBPROGRAM #/NAME: 22 Other Instruction or Research

ACCOUNT	DESCRIPTION	DESIGNATED AND/OR RESTRICTED					TOTAL
		UNRESTRICTED	CASH	REVOLVING	FEDERAL	AUXILIARIES AND SERVICES	
		STATE AND UNIVERSITY GENERATED					
514000	Clerical/Technical/Service	63,441	0	0	0	0	63,441
516000	Student Wages	418,275	0	0	0	0	418,275
	SUBTOTAL NONFACULTY	481,716	0	0	0	0	481,716
	SUBTOTAL SALARIES & WAGES	481,716	0	0	0	0	481,716
519100	Retirement Contribution	4,319	0	0	0	0	4,319
519200	FICA Contribution	4,002	0	0	0	0	4,002
519300	Health Insurance Contribution	7,288	0	0	0	0	7,288
519400	Life Insurance Contribution	63	0	0	0	0	63
	SUBTOTAL BENEFITS	15,672	0	0	0	0	15,672
	TOTAL PERSONAL SERVICES	497,388	0	0	0	0	497,388
521000	Operating Expense	107,854	0	12,714,222	0	0	12,822,076
540000	Travel	864	0	0	0	0	864
	TOTAL NET OPERATING EXPENSES	108,718	0	12,714,222	0	0	12,822,940
	SUB PROGRAM TOTAL	606,106	0	12,714,222	0	0	13,320,328

10/1/2010 4:25:27PM

EXPENDITURE SUMMARY
 2010-2011 GENERAL OPERATING BUDGET
 UNIVERSITY OF NEBRASKA - LINCOLN
 EXCLUDING IANR AND NCTA

SUBPROGRAM #/NAME: 23 Student Aid

ACCOUNT	DESCRIPTION	DESIGNATED AND/OR RESTRICTED					TOTAL
		UNRESTRICTED	CASH	REVOLVING	FEDERAL	AUXILIARIES AND SERVICES	
	STATE AND UNIVERSITY GENERATED	5,627,232	0	0	0	0	5,627,232
	Operating Expense	5,627,232	0	0	0	0	5,627,232
	TOTAL NET OPERATING EXPENSES	5,627,232	0	0	0	0	5,627,232
	SUB PROGRAM TOTAL						

10/1/2010 4:25:27PM

EXPENDITURE SUMMARY
 2010-2011 GENERAL OPERATING BUDGET
 UNIVERSITY OF NEBRASKA - LINCOLN
 EXCLUDING IANR AND NCTA

SUBPROGRAM #/NAME: 24 International Programs

ACCOUNT	DESCRIPTION	DESIGNATED AND/OR RESTRICTED						TOTAL
		UNRESTRICTED	CASH	REVOLVING	FEDERAL	AUXILIARIES AND SERVICES	TRUST	
	Other	3,268	0	0	0	0	0	3,268
	SUBTOTAL FACULTY	3,268	0	0	0	0	0	3,268
512100	Other Administrators	203,753	0	0	0	0	0	203,753
513000	Managerial/Professional	263,450	0	0	0	37,709	0	301,159
514000	Clerical/Technical/Service	111,101	0	0	0	0	0	111,101
515000	Other Academic	12,237	0	0	0	0	0	12,237
	SUBTOTAL NONFACULTY	590,541	0	0	0	37,709	0	628,250
	SUBTOTAL SALARIES & WAGES	593,809	0	0	0	37,709	0	631,518
519100	Retirement Contribution	40,114	0	0	0	2,036	0	42,150
519200	FICA Contribution	37,234	0	0	0	2,300	0	39,534
519300	Health Insurance Contribution	66,944	0	0	0	3,432	0	70,376
519400	Life Insurance Contribution	594	0	0	0	38	0	632
519800	Workers Compensation	0	0	0	0	632	0	632
	SUBTOTAL BENEFITS	144,886	0	0	0	8,438	0	153,324
	TOTAL PERSONAL SERVICES	738,695	0	0	0	46,147	0	784,842
521000	Operating Expense	157,108	0	24,164	0	1,325,000	0	1,506,272
540000	Travel	0	0	0	0	255,000	0	255,000
550000	Capital Outlay	0	0	0	0	25,000	0	25,000
	TOTAL NET OPERATING EXPENSES	157,108	0	24,164	0	1,605,000	0	1,786,272
	SUB PROGRAM TOTAL	895,803	0	24,164	0	1,651,147	0	2,571,114

10/1/2010 4:25:27PM

EXPENDITURE SUMMARY
 2010-2011 GENERAL OPERATING BUDGET
 UNIVERSITY OF NEBRASKA - LINCOLN
 EXCLUDING IANR AND NCTA

SUBPROGRAM #/NAME: 25 Instruction Budget Adjustments

ACCOUNT	DESCRIPTION	DESIGNATED AND/OR RESTRICTED					TOTAL
		UNRESTRICTED	CASH	REVOLVING	FEDERAL	AUXILIARIES AND SERVICES	
	Other	300,000	0	0	0	0	300,000
	SUBTOTAL FACULTY	300,000	0	0	0	0	300,000
515000	Other Academic	655,400	0	0	0	0	655,400
517000	Supplemental Salaries & Wages	8,423,336	0	0	0	0	8,423,336
	SUBTOTAL NONFACULTY	9,078,736	0	0	0	0	9,078,736
	SUBTOTAL SALARIES & WAGES	9,378,736	0	0	0	0	9,378,736
519100	Retirement Contribution	395,178	0	0	0	0	395,178
519200	FICA Contribution	398,179	0	0	0	0	398,179
519300	Health Insurance Contribution	1,329,484	0	0	0	0	1,329,484
519400	Life Insurance Contribution	8,916	0	0	0	0	8,916
	SUBTOTAL BENEFITS	2,131,757	0	0	0	0	2,131,757
	TOTAL PERSONAL SERVICES	11,510,493	0	0	0	0	11,510,493
521000	Operating Expense	-5,217,628	18,421,488	0	0	0	13,203,860
	TOTAL NET OPERATING EXPENSES	-5,217,628	18,421,488	0	0	0	13,203,860
	SUB PROGRAM TOTAL	6,292,865	18,421,488	0	0	0	24,714,353

10/1/2010 4:25:27PM

EXPENDITURE SUMMARY
 2010-2011 GENERAL OPERATING BUDGET
 UNIVERSITY OF NEBRASKA - LINCOLN
 EXCLUDING IANR AND NCTA

SUBPROGRAM #/NAME:	27	Television and Radio	DESIGNATED AND/OR RESTRICTED					10/1/2010 4:25:27PM	
			UNRESTRICTED	CASH	REVOLVING	FEDERAL	AUXILIARIES AND SERVICES	TRUST	TOTAL
ACCOUNT	DESCRIPTION	STATE AND UNIVERSITY GENERATED							
512100	Other Administrators	89,322	0	14,189	0	0	0	0	103,511
513000	Managerial/Professional	1,118,062	0	3,017,423	0	0	0	303,390	4,438,875
514000	Clerical/Technical/Service	25,750	0	299,119	0	0	0	0	324,869
	SUBTOTAL NONFACULTY	1,233,134	0	3,330,731	0	0	0	303,390	4,867,255
	SUBTOTAL SALARIES & WAGES	1,233,134	0	3,330,731	0	0	0	303,390	4,867,255
519100	Retirement Contribution	83,973	0	186,447	0	0	0	11,832	282,252
519200	FICA Contribution	77,808	0	223,071	0	0	0	13,956	314,835
519300	Health Insurance Contribution	141,796	0	399,529	0	0	0	23,968	565,293
519400	Life Insurance Contribution	1,233	0	3,330	0	0	0	303	4,866
519800	Workers Compensation	0	0	55,820	0	0	0	5,086	60,906
	SUBTOTAL BENEFITS	304,810	0	868,197	0	0	0	55,145	1,228,152
	TOTAL PERSONAL SERVICES	1,537,944	0	4,198,928	0	0	0	358,535	6,095,407
521000	Operating Expense	-30,353	0	1,144,381	0	0	0	0	1,114,028
540000	Travel	0	0	200,000	0	0	0	0	200,000
550000	Capital Outlay	0	0	50,000	0	0	0	0	50,000
	TOTAL NET OPERATING EXPENSES	-30,353	0	1,394,381	0	0	0	0	1,364,028
	SUB PROGRAM TOTAL	1,507,591	0	5,593,309	0	0	0	358,535	7,459,435

EXPENDITURE SUMMARY
2010-2011 GENERAL OPERATING BUDGET
UNIVERSITY OF NEBRASKA - LINCOLN
EXCLUDING IANR AND NCTA

SUBPROGRAM #/NAME: 28 Museums and Art Gallery

		DESIGNATED AND/OR RESTRICTED					10/1/2010 4:25:27PM	
		UNRESTRICTED		FEDERAL		TRUST		
ACCOUNT	DESCRIPTION	STATE AND UNIVERSITY GENERATED	CASH	REVOLVING	AUXILIARIES AND SERVICES	TOTAL	TOTAL	
511000 FACULTY								
	Professor	115,114	0	0	0	0	115,114	
	Assistant Professor	0	0	0	35,953	0	35,953	
	Other	577	0	0	0	0	577	
	SUBTOTAL FACULTY	115,691	0	0	35,953	0	151,644	
512100	Other Administrators	294,018	0	0	0	0	294,018	
513000	Managerial/Professional	704,887	0	98,980	44,081	171,964	1,024,338	
514000	Clerical/Technical/Service	319,286	0	82,268	0	9,671	411,225	
516000	Student Wages	35,780	0	4,312	0	7,611	47,703	
517000	Supplemental Salaries & Wages	0	0	0	0	2,657	2,657	
	SUBTOTAL NONFACULTY	1,353,971	0	185,560	44,081	171,964	1,779,941	
	SUBTOTAL SALARIES & WAGES	1,469,662	0	185,560	80,034	171,964	1,931,585	
519100	Retirement Contribution	99,219	0	10,391	2,641	904	119,862	
519200	FICA Contribution	92,867	0	12,433	3,682	1,022	117,914	
519300	Health Insurance Contribution	161,654	0	22,268	7,043	1,525	206,075	
519400	Life Insurance Contribution	1,470	0	186	80	17	1,926	
519800	Workers Compensation	0	0	3,110	1,340	408	7,742	
	SUBTOTAL BENEFITS	355,210	0	48,388	14,786	3,876	453,519	
	TOTAL PERSONAL SERVICES	1,824,872	0	233,948	94,820	203,223	2,385,104	
521000	Operating Expense	83,307	0	45,500	0	21,859	150,666	
529000	Utilities	34,207	0	0	0	0	34,207	
540000	Travel	2,909	0	1,800	0	4,920	9,629	
550000	Capital Outlay	0	0	17,273	0	0	17,273	
570000	Cost of Goods Sold	0	0	0	0	54,000	54,000	
	TOTAL NET OPERATING EXPENSES	120,423	0	64,573	0	80,779	265,775	
	SUB PROGRAM TOTAL	1,945,295	0	298,521	94,820	203,223	2,650,879	

EXPENDITURE SUMMARY
 2010-2011 GENERAL OPERATING BUDGET
 UNIVERSITY OF NEBRASKA - LINCOLN
 EXCLUDING IANR AND NCTA

SUBPROGRAM #/NAME: 29 Information Services

ACCOUNT	DESCRIPTION	DESIGNATED AND/OR RESTRICTED					TOTAL
		UNRESTRICTED	CASH	REVOLVING	FEDERAL	AUXILIARIES AND SERVICES	
	Associate Professor	45,117	0	0	0	0	45,117
	SUBTOTAL FACULTY	45,117	0	0	0	0	45,117
512100	Other Administrators	215,000	0	0	0	0	215,000
513000	Managerial/Professional	3,123,906	0	1,124,715	0	1,338,018	5,586,639
514000	Clerical/Technical/Service	356,974	0	16,194	0	780,457	1,153,625
516000	Student Wages	94,099	0	382,343	0	309,177	785,619
517000	Supplemental Salaries & Wages	0	0	0	0	36,000	36,000
	SUBTOTAL NONFACULTY	3,789,979	0	1,523,252	0	2,463,652	7,776,883
	SUBTOTAL SALARIES & WAGES	3,835,096	0	1,523,252	0	2,463,652	7,822,000
519100	Retirement Contribution	258,473	0	77,829	0	130,843	467,145
519200	FICA Contribution	240,284	0	93,116	0	149,206	482,606
519300	Health Insurance Contribution	429,303	0	166,774	0	222,584	818,661
519400	Life Insurance Contribution	3,828	0	1,389	0	2,446	7,663
519700	Unemployment Compensation	0	0	0	0	5,400	5,400
519800	Workers Compensation	0	0	23,302	0	41,010	64,312
	SUBTOTAL BENEFITS	931,888	0	362,410	0	551,489	1,845,787
	TOTAL PERSONAL SERVICES	4,766,984	0	1,885,662	0	3,015,141	9,667,787
521000	Operating Expense	1,387,205	0	386,698	0	2,819,655	4,593,558
540000	Travel	2,529	0	19,000	0	83,400	104,929
550000	Capital Outlay	0	0	40,000	0	670,000	710,000
570000	Cost of Goods Sold	0	0	0	0	8,713,000	8,713,000
	TOTAL NET OPERATING EXPENSES	1,389,734	0	445,698	0	12,286,055	14,121,487
	SUB PROGRAM TOTAL	6,156,718	0	2,331,360	0	15,301,196	23,789,274

10/1/2010 4:25:27PM

EXPENDITURE SUMMARY
 2010-2011 GENERAL OPERATING BUDGET
 UNIVERSITY OF NEBRASKA - LINCOLN
 EXCLUDING IANR AND NCTA

SUBPROGRAM #/NAME: 30 Extended Education

ACCOUNT	DESCRIPTION	DESIGNATED AND/OR RESTRICTED					TOTAL
		UNRESTRICTED	CASH	REVOLVING	FEDERAL	AUXILIARIES AND SERVICES	
	Other	36,393	0	314,835	0	0	351,228
	SUBTOTAL FACULTY	36,393	0	314,835	0	0	351,228
512100	Other Administrators	148,968	0	148,378	0	0	297,346
513000	Managerial/Professional	1,181,465	0	879,863	0	0	2,061,328
514000	Clerical/Technical/Service	167,183	0	507,467	0	0	674,650
515000	Other Academic	0	0	160,753	0	0	160,753
516000	Student Wages	0	0	39,474	0	0	39,474
517000	Supplemental Salaries & Wages	0	0	9,000	0	0	9,000
	SUBTOTAL NONFACULTY	1,497,616	0	1,744,935	0	0	3,242,551
	SUBTOTAL SALARIES & WAGES	1,534,009	0	2,059,770	0	0	3,593,779
519100	Retirement Contribution	97,387	0	110,046	0	0	207,433
519200	FICA Contribution	91,026	0	137,984	0	0	229,010
519300	Health Insurance Contribution	158,296	0	235,817	0	0	394,113
519400	Life Insurance Contribution	1,452	0	1,965	0	0	3,417
519700	Unemployment Compensation	0	0	68	0	0	68
519800	Workers Compensation	0	0	35,046	0	0	35,046
	SUBTOTAL BENEFITS	348,161	0	520,926	0	0	869,087
	TOTAL PERSONAL SERVICES	1,882,170	0	2,580,696	0	0	4,462,866
521000	Operating Expense	5,105,192	0	1,649,988	0	0	6,755,180
540000	Travel	11,002	0	82,450	0	0	93,452
550000	Capital Outlay	0	0	18,800	0	0	18,800
	TOTAL NET OPERATING EXPENSES	5,116,194	0	1,751,238	0	0	6,867,432
	SUB PROGRAM TOTAL	6,998,364	0	4,331,934	0	0	11,330,298

10/1/2010 4:25:27PM

EXPENDITURE SUMMARY
 2010-2011 GENERAL OPERATING BUDGET
 UNIVERSITY OF NEBRASKA - LINCOLN
 EXCLUDING IANR AND NCTA

SUBPROGRAM #/NAME: 32 Research Initiative

ACCOUNT	DESCRIPTION	DESIGNATED AND/OR RESTRICTED					TOTAL
		UNRESTRICTED	CASH	REVOLVING	FEDERAL	AUXILIARIES AND SERVICES	
511000	FACULTY						
	Professor	0	0	0	0	0	0
	Associate Professor	0	0	0	0	0	0
	Assistant Professor	0	0	0	0	0	0
	SUBTOTAL FACULTY	0	0	0	0	0	0
512100	Other Administrators	0	0	0	0	0	0
513000	Managerial/Professional	0	0	0	44,790	0	44,790
514000	Clerical/Technical/Service	0	0	0	0	0	0
	SUBTOTAL NONFACULTY	0	0	0	44,790	0	44,790
	SUBTOTAL SALARIES & WAGES	0	0	0	44,790	0	44,790
519100	Retirement Contribution	0	0	0	1,478	0	1,478
519200	FICA Contribution	0	0	0	2,060	0	2,060
519300	Health Insurance Contribution	0	0	0	3,942	0	3,942
519400	Life Insurance Contribution	0	0	0	45	0	45
519800	Workers Compensation	0	0	0	750	0	750
	SUBTOTAL BENEFITS	0	0	0	8,275	0	8,275
	TOTAL PERSONAL SERVICES	0	0	0	53,065	0	53,065
	SUB PROGRAM TOTAL	0	0	0	53,065	0	53,065

10/1/2010 4:25:27PM

EXPENDITURE SUMMARY
 2010-2011 GENERAL OPERATING BUDGET
 UNIVERSITY OF NEBRASKA - LINCOLN
 EXCLUDING IANR AND NCTA

SUBPROGRAM #/NAME: 33 Facilities Mgmt & Planning

ACCOUNT	DESCRIPTION	DESIGNATED AND/OR RESTRICTED					TOTAL
		STATE AND UNIVERSITY GENERATED	CASH	REVOLVING	FEDERAL	AUXILIARIES AND SERVICES	
512100	Other Administrators	149,500	0	0	0	0	149,500
513000	Managerial/Professional	3,849,455	0	2,184,716	0	916,015	6,950,186
514000	Clerical/Technical/Service	7,518,025	0	1,439,317	0	1,365,575	10,322,917
516000	Student Wages	164,359	0	145,587	0	15,581	325,527
517000	Supplemental Salaries & Wages	239,567	0	128,829	0	53,132	421,528
	SUBTOTAL NONFACULTY	11,920,906	0	3,898,449	0	2,350,303	18,169,658
	SUBTOTAL SALARIES & WAGES	11,920,906	0	3,898,449	0	2,350,303	18,169,658
519100	Retirement Contribution	739,351	0	218,314	0	126,917	1,084,582
519200	FICA Contribution	695,227	0	261,196	0	143,368	1,099,791
519300	Health Insurance Contribution	1,194,423	0	467,814	0	213,878	1,876,115
519400	Life Insurance Contribution	10,891	0	3,899	0	2,350	17,140
519800	Workers Compensation	0	0	65,362	0	39,406	104,768
	SUBTOTAL BENEFITS	2,639,892	0	1,016,585	0	525,919	4,182,396
	TOTAL PERSONAL SERVICES	14,560,798	0	4,915,034	0	2,876,222	22,352,054
521000	Operating Expense	2,625,757	0	-4,963,034	0	2,044,634	-292,643
529000	Utilities	23,303,496	0	0	0	0	23,303,496
540000	Travel	129,637	0	48,000	0	40,000	217,637
550000	Capital Outlay	30,045	0	0	0	90,000	120,045
	TOTAL NET OPERATING EXPENSES	26,088,935	0	-4,915,034	0	2,174,634	23,348,535
	SUB PROGRAM TOTAL	40,649,733	0	0	0	5,050,856	45,700,589

10/1/2010 4:25:27PM

EXPENDITURE SUMMARY
 2010-2011 GENERAL OPERATING BUDGET
 UNIVERSITY OF NEBRASKA - LINCOLN
 EXCLUDING IANR AND NCTA

SUBPROGRAM #/NAME: 34 Innovation Campus

ACCOUNT	DESCRIPTION	DESIGNATED AND/OR RESTRICTED					TOTAL
		UNRESTRICTED	CASH	REVOLVING	FEDERAL	AUXILIARIES AND SERVICES	
521000	Operating Expense	0	0	15,000,000	0	0	15,000,000
	TOTAL NET OPERATING EXPENSES	0	0	15,000,000	0	0	15,000,000
	SUB PROGRAM TOTAL	0	0	15,000,000	0	0	15,000,000

10/1/2010 4:25:27PM

EXPENDITURE SUMMARY
 2010-2011 GENERAL OPERATING BUDGET
 UNIVERSITY OF NEBRASKA - LINCOLN
 EXCLUDING IANR AND NCTA

SUBPROGRAM #/NAME:	41 Executive Administration	DESIGNATED AND/OR RESTRICTED						10/1/2010 4:25:27PM
		UNRESTRICTED	CASH	REVOLVING	FEDERAL	AUXILIARIES AND SERVICES	TRUST	
ACCOUNT	DESCRIPTION	STATE AND UNIVERSITY GENERATED					TOTAL	
512100	Other Administrators	699,028	0	0	0	0	726,475	
513000	Managerial/Professional	161,518	0	0	0	0	161,518	
	SUBTOTAL NONFACULTY	860,546	0	0	0	0	887,993	
	SUBTOTAL SALARIES & WAGES	860,546	0	0	0	0	887,993	
519100	Retirement Contribution	55,220	0	0	0	1,070	56,290	
519200	FICA Contribution	51,845	0	0	0	1,263	53,108	
519300	Health Insurance Contribution	91,884	0	0	0	2,168	94,052	
519400	Life Insurance Contribution	790	0	0	0	27	817	
519800	Workers Compensation	0	0	0	0	460	460	
	SUBTOTAL BENEFITS	199,739	0	0	0	4,988	204,727	
	TOTAL PERSONAL SERVICES	1,060,285	0	0	0	32,435	1,092,720	
521000	Operating Expense	99,288	0	0	0	0	99,288	
	TOTAL NET OPERATING EXPENSES	99,288	0	0	0	0	99,288	
	SUB PROGRAM TOTAL	1,159,573	0	0	0	32,435	1,192,008	

EXPENDITURE SUMMARY
2010-2011 GENERAL OPERATING BUDGET
UNIVERSITY OF NEBRASKA - LINCOLN
EXCLUDING IANR AND NCTA

SUBPROGRAM #/NAME: 42 Student Services

ACCOUNT	DESCRIPTION	DESIGNATED AND/OR RESTRICTED						TOTAL
		UNRESTRICTED		DESIGNATED AND/OR RESTRICTED				
		STATE AND UNIVERSITY GENERATED	CASH	REVOLVING	FEDERAL	AUXILIARIES AND SERVICES	TRUST	
Other		0	0	0	0	851,144	0	851,144
SUBTOTAL FACULTY		0	0	0	0	851,144	0	851,144
512100	Other Administrators	1,035,284	0	235,840	56,063	608,288	0	1,935,475
512000	Chairpersons	63,550	0	0	0	0	0	63,550
513000	Managerial/Professional	2,635,240	0	395,304	677,097	4,936,249	34,566	8,678,456
514000	Clerical/Technical/Service	1,758,612	0	91,036	136,698	3,850,944	35,642	5,872,932
515000	Other Academic	108,730	0	19,934	0	291,274	0	419,938
516000	Student Wages	222,834	0	163,942	0	1,591,188	0	1,977,964
517000	Supplemental Salaries & Wages	10,060	0	6,616	0	45,910	0	62,586
	SUBTOTAL NONFACULTY	5,834,310	0	912,672	869,858	11,323,853	70,208	19,010,901
	SUBTOTAL SALARIES & WAGES	5,834,310	0	912,672	869,858	12,174,997	70,208	19,862,045
519100	Retirement Contribution	375,973	0	40,398	28,705	616,056	2,130	1,063,262
519200	FICA Contribution	352,745	0	48,387	40,015	696,725	2,512	1,140,384
519300	Health Insurance Contribution	606,686	0	86,661	76,549	1,039,327	4,314	1,813,537
519400	Life Insurance Contribution	5,585	0	723	869	11,526	55	18,758
519600	Staff Remissions	0	0	0	0	19,000	0	19,000
519800	Workers Compensation	0	0	14,562	14,584	202,573	916	232,635
	SUBTOTAL BENEFITS	1,340,989	0	190,731	160,722	2,585,207	9,927	4,287,576
	TOTAL PERSONAL SERVICES	7,175,299	0	1,103,403	1,030,580	14,760,204	80,135	24,149,621
521000	Operating Expense	417,144	0	1,548,077	0	6,727,075	0	8,692,296
529000	Utilities	31,292	0	0	0	0	0	31,292
540000	Travel	21,397	0	0	0	197,645	0	219,042
550000	Capital Outlay	0	0	0	0	9,345	0	9,345
570000	Cost of Goods Sold	0	0	0	0	1,179,500	0	1,179,500
	TOTAL NET OPERATING EXPENSES	469,833	0	1,548,077	0	8,113,565	0	10,131,475
	SUB PROGRAM TOTAL	7,645,132	0	2,651,480	1,030,580	22,873,769	80,135	34,281,096

10/1/2010 4:25:27PM

EXPENDITURE SUMMARY
 2010-2011 GENERAL OPERATING BUDGET
 UNIVERSITY OF NEBRASKA - LINCOLN
 EXCLUDING IANR AND NCTA

SUBPROGRAM #/NAME: 43 Business and Finance

ACCOUNT	DESCRIPTION	DESIGNATED AND/OR RESTRICTED					TOTAL
		STATE AND UNIVERSITY GENERATED	CASH	REVOLVING	FEDERAL	AUXILIARIES AND SERVICES	
512100	Other Administrators	904,362	0	0	0	77,828	982,190
512000	Chairpersons	0	0	0	0	0	0
513000	Managerial/Professional	4,789,376	0	486,849	0	1,041,521	6,317,746
514000	Clerical/Technical/Service	3,960,402	0	545,055	0	2,278,057	6,835,137
516000	Student Wages	100,069	0	10,912	0	426,775	537,756
517000	Supplemental Salaries & Wages	113,155	0	53,623	0	27,301	194,079
	SUBTOTAL NONFACULTY	9,867,364	0	1,096,439	0	3,851,482	14,866,908
	SUBTOTAL SALARIES & WAGES	9,867,364	0	1,096,439	0	3,851,482	14,866,908
519100	Retirement Contribution	550,762	0	61,401	0	203,618	817,794
519200	FICA Contribution	517,612	0	73,462	0	230,012	823,461
519300	Health Insurance Contribution	888,923	0	131,572	0	343,133	1,367,706
519400	Life Insurance Contribution	8,140	0	1,097	0	3,771	13,060
519800	Workers Compensation	0	0	18,384	0	64,578	83,828
	SUBTOTAL BENEFITS	1,965,437	0	285,916	0	845,112	3,105,849
	TOTAL PERSONAL SERVICES	11,832,801	0	1,382,355	0	4,696,594	17,972,757
521000	Operating Expense	532,171	0	47,000	0	9,379,178	9,958,349
540000	Travel	39,983	0	0	0	135,847	175,830
550000	Capital Outlay	118,357	0	24,000	0	915,391	1,057,748
570000	Cost of Goods Sold	0	0	0	0	20,644,827	20,644,827
	TOTAL NET OPERATING EXPENSES	690,511	0	71,000	0	31,075,243	31,836,754
	SUB PROGRAM TOTAL	12,523,312	0	1,453,355	0	35,771,837	49,809,511

10/1/2010 4:25:27PM

EXPENDITURE SUMMARY
 2010-2011 GENERAL OPERATING BUDGET
 UNIVERSITY OF NEBRASKA - LINCOLN
 EXCLUDING IANR AND NCTA

SUBPROGRAM #/NAME: 44 General Expense

ACCOUNT	DESCRIPTION	UNRESTRICTED					DESIGNATED AND/OR RESTRICTED					TOTAL
		STATE AND UNIVERSITY GENERATED					10/1/2010					
		CASH	REVOLVING	FEDERAL	AUXILIARIES AND SERVICES	TRUST	CASH	REVOLVING	FEDERAL	AUXILIARIES AND SERVICES	TRUST	
512100	Other Administrators	0	0	0	0	0	0	0	0	0	0	440,977
513000	Managerial/Professional	0	114,453	97,544	79,619	0	0	0	0	0	0	1,811,345
514000	Clerical/Technical/Service	0	0	9,696	16,120	0	0	0	0	0	0	439,891
515000	Other Academic	0	0	0	0	0	0	0	0	0	0	35,042
516000	Student Wages	0	0	0	3,583	0	0	0	0	0	0	19,416
517000	Supplemental Salaries & Wages	0	0	0	5,331	0	0	0	0	0	0	313,852
	SUBTOTAL NONFACULTY	0	114,453	107,240	104,653	0	0	0	104,653	0	0	3,060,523
	SUBTOTAL SALARIES & WAGES	0	114,453	107,240	104,653	0	0	0	104,653	0	0	3,060,523
519100	Retirement Contribution	0	6,409	3,539	5,650	0	0	0	0	0	0	167,982
519200	FICA Contribution	0	7,668	4,933	6,384	0	0	0	0	0	0	162,678
519300	Health Insurance Contribution	0	13,735	9,437	9,523	0	0	0	0	0	0	284,284
519400	Life Insurance Contribution	0	114	107	105	0	0	0	0	0	0	2,495
519700	Unemployment Compensation	0	0	0	0	0	0	0	0	0	0	85,000
519800	Workers Compensation	0	1,920	1,798	1,756	0	0	0	0	0	0	852,003
	SUBTOTAL BENEFITS	0	29,846	19,814	23,418	0	0	0	23,418	0	0	1,554,442
	TOTAL PERSONAL SERVICES	0	144,299	127,054	128,071	0	0	0	128,071	0	0	4,614,965
521000	Operating Expense	0	4,261,000	0	48,172	0	0	0	0	0	0	7,840,433
540000	Travel	0	0	0	1,280	0	0	0	0	0	0	20,701
550000	Capital Outlay	0	0	0	0	0	0	0	0	0	0	9,792
	TOTAL NET OPERATING EXPENSES	0	4,261,000	0	49,452	0	0	0	49,452	0	0	7,870,926
	SUB PROGRAM TOTAL	0	4,405,299	127,054	177,523	0	0	0	177,523	0	0	12,485,891

EXPENDITURE SUMMARY
 2010-2011 GENERAL OPERATING BUDGET
 UNIVERSITY OF NEBRASKA - LINCOLN
 EXCLUDING IANR AND NCTA

SUBPROGRAM #/NAME: 57 Tobacco Fund Research

ACCOUNT	DESCRIPTION	DESIGNATED AND/OR RESTRICTED					TOTAL
		UNRESTRICTED	CASH	REVOLVING	FEDERAL	AUXILIARIES AND SERVICES	
	Assistant Professor	0	0	0	0	0	0
	SUBTOTAL FACULTY	0	0	0	0	0	0
	SUBTOTAL SALARIES & WAGES	0	0	0	0	0	0
519100	Retirement Contribution	0	0	0	0	0	0
519200	FICA Contribution	0	0	0	0	0	0
519300	Health Insurance Contribution	0	0	0	0	0	0
519400	Life Insurance Contribution	0	0	0	0	0	0
	SUBTOTAL BENEFITS	0	0	0	0	0	0
	TOTAL PERSONAL SERVICES	0	0	0	0	0	0
	SUB PROGRAM TOTAL	0	0	0	0	0	0

10/1/2010 4:25:27PM

EXPENDITURE SUMMARY
 2010-2011 GENERAL OPERATING BUDGET
 UNIVERSITY OF NEBRASKA - LINCOLN
 EXCLUDING IANR AND NCTA

SUBPROGRAM #/NAME: 74 Agency Funds

ACCOUNT	DESCRIPTION	DESIGNATED AND/OR RESTRICTED					TOTAL
		UNRESTRICTED	CASH	REVOLVING	FEDERAL	AUXILIARIES AND SERVICES	
		STATE AND UNIVERSITY GENERATED					
513000	Managerial/Professional	0	0	0	0	0	288,542
514000	Clerical/Technical/Service	0	0	0	0	0	70,485
	SUBTOTAL NONFACULTY	0	0	0	0	0	359,027
	SUBTOTAL SALARIES & WAGES	0	0	0	0	0	359,027
519100	Retirement Contribution	0	0	0	0	0	14,002
519200	FICA Contribution	0	0	0	0	0	16,515
519300	Health Insurance Contribution	0	0	0	0	0	28,364
519400	Life Insurance Contribution	0	0	0	0	0	359
519800	Workers Compensation	0	0	0	0	0	6,020
	SUBTOTAL BENEFITS	0	0	0	0	0	65,260
	TOTAL PERSONAL SERVICES	0	0	0	0	0	424,287
	SUB PROGRAM TOTAL	0	0	0	0	0	424,287

10/1/2010 4:25:27PM

EXPENDITURE SUMMARY
 2010-2011 GENERAL OPERATING BUDGET
 UNIVERSITY OF NEBRASKA - LINCOLN
 EXCLUDING IANR AND NCTA

SUBPROGRAM #/NAME: 75 Student Housing

ACCOUNT	DESCRIPTION	UNRESTRICTED					DESIGNATED AND/OR RESTRICTED					TOTAL	
		STATE AND UNIVERSITY GENERATED					10/1/2010 4:25:27PM						
		CASH	REVOLVING	FEDERAL	AUXILIARIES AND SERVICES	TRUST	CASH	REVOLVING	FEDERAL	AUXILIARIES AND SERVICES	TRUST		
512100	Other Administrators	0	0	0	138,252	0	0	0	138,252	0	0	0	138,252
513000	Managerial/Professional	0	0	0	3,843,334	0	0	0	3,843,334	0	0	0	3,843,334
514000	Clerical/Technical/Service	0	0	0	6,827,753	0	0	0	6,827,753	0	0	0	6,827,753
516000	Student Wages	0	0	0	2,713,312	0	0	0	2,713,312	0	0	0	2,713,312
517000	Supplemental Salaries & Wages	0	0	0	71,997	0	0	0	71,997	0	0	0	71,997
	SUBTOTAL NONFACULTY	0	0	0	13,594,648	0	0	0	13,594,648	0	0	0	13,594,648
	SUBTOTAL SALARIES & WAGES	0	0	0	13,594,648	0	0	0	13,594,648	0	0	0	13,594,648
519100	Retirement Contribution	0	0	0	537,602	0	0	0	537,602	0	0	0	537,602
519200	FICA Contribution	0	0	0	607,292	0	0	0	607,292	0	0	0	607,292
519300	Health Insurance Contribution	0	0	0	905,957	0	0	0	905,957	0	0	0	905,957
519400	Life Insurance Contribution	0	0	0	9,953	0	0	0	9,953	0	0	0	9,953
519700	Unemployment Compensation	0	0	0	13,664	0	0	0	13,664	0	0	0	13,664
519800	Workers Compensation	0	0	0	166,920	0	0	0	166,920	0	0	0	166,920
	SUBTOTAL BENEFITS	0	0	0	2,241,388	0	0	0	2,241,388	0	0	0	2,241,388
	TOTAL PERSONAL SERVICES	0	0	0	15,836,036	0	0	0	15,836,036	0	0	0	15,836,036
521000	Operating Expense	0	0	0	18,908,456	0	0	0	18,908,456	0	0	0	18,908,456
540000	Travel	0	0	0	106,147	0	0	0	106,147	0	0	0	106,147
550000	Capital Outlay	0	0	0	152,248	0	0	0	152,248	0	0	0	152,248
570000	Cost of Goods Sold	0	0	0	254,340	0	0	0	254,340	0	0	0	254,340
	TOTAL NET OPERATING EXPENSES	0	0	0	19,421,191	0	0	0	19,421,191	0	0	0	19,421,191
	SUB PROGRAM TOTAL	0	0	0	35,257,227	0	0	0	35,257,227	0	0	0	35,257,227

EXPENDITURE SUMMARY
 2010-2011 GENERAL OPERATING BUDGET
 UNIVERSITY OF NEBRASKA - LINCOLN
 EXCLUDING IANR AND NCTA

SUBPROGRAM #/NAME:	77	Intercollegiate Athletics	DESIGNATED AND/OR RESTRICTED					10/1/2010 4:25:27PM	
			UNRESTRICTED	CASH	REVOLVING	FEDERAL	AUXILIARIES AND SERVICES	TRUST	TOTAL
ACCOUNT	DESCRIPTION	STATE AND UNIVERSITY GENERATED							
	Other	0	0	0	0	0	20,212	0	20,212
	SUBTOTAL FACULTY	0	0	0	0	0	20,212	0	20,212
512100	Other Administrators	0	0	0	0	0	8,708,122	0	8,708,122
513000	Managerial/Professional	0	0	0	0	0	9,274,376	0	9,274,376
514000	Clerical/Technical/Service	0	0	0	0	0	2,856,660	0	2,856,660
515000	Other Academic	0	0	0	0	0	105,600	0	105,600
516000	Student Wages	0	0	0	0	0	704,125	0	704,125
517000	Supplemental Salaries & Wages	0	0	0	0	0	1,461,990	0	1,461,990
	SUBTOTAL NONFACULTY	0	0	0	0	0	23,110,873	0	23,110,873
	SUBTOTAL SALARIES & WAGES	0	0	0	0	0	23,131,085	0	23,131,085
519100	Retirement Contribution	0	0	0	0	0	1,201,845	0	1,201,845
519200	FICA Contribution	0	0	0	0	0	1,115,551	0	1,115,551
519300	Health Insurance Contribution	0	0	0	0	0	2,010,831	0	2,010,831
519400	Life Insurance Contribution	0	0	0	0	0	26,269	0	26,269
519800	Workers Compensation	0	0	0	0	0	201,770	0	201,770
	SUBTOTAL BENEFITS	0	0	0	0	0	4,556,266	0	4,556,266
	TOTAL PERSONAL SERVICES	0	0	0	0	0	27,687,351	0	27,687,351
521000	Operating Expense	0	0	0	0	0	51,755,500	0	51,755,500
	TOTAL NET OPERATING EXPENSES	0	0	0	0	0	51,755,500	0	51,755,500
	SUB PROGRAM TOTAL	0	0	0	0	0	79,442,851	0	79,442,851

EXPENDITURE SUMMARY
 2010-2011 GENERAL OPERATING BUDGET
 UNIVERSITY OF NEBRASKA - LINCOLN
 EXCLUDING IANR AND NCTA

SUBPROGRAM #/NAME:	79	Other Auxiliary Enterprises	DESIGNATED AND/OR RESTRICTED					10/1/2010	4:25:27PM
			UNRESTRICTED	CASH	REVOLVING	FEDERAL	AUXILIARIES AND SERVICES		
ACCOUNT	DESCRIPTION	STATE AND UNIVERSITY GENERATED	CASH	REVOLVING	FEDERAL	AUXILIARIES AND SERVICES	TRUST	TOTAL	
512100	Other Administrators	0	0	0	0	220,850	0	220,850	
513000	Managerial/Professional	279,335	0	0	0	1,547,481	0	1,826,816	
514000	Clerical/Technical/Service	0	0	0	0	842,306	0	842,306	
516000	Student Wages	5,441	0	0	0	85,853	0	91,294	
	SUBTOTAL NONFACULTY	284,776	0	0	0	2,696,490	0	2,981,266	
	SUBTOTAL SALARIES & WAGES	284,776	0	0	0	2,696,490	0	2,981,266	
519100	Retirement Contribution	19,185	0	0	0	143,831	0	163,016	
519200	FICA Contribution	17,795	0	0	0	164,486	0	182,281	
519300	Health Insurance Contribution	32,156	0	0	0	242,388	0	274,544	
519400	Life Insurance Contribution	283	0	0	0	2,663	0	2,946	
519800	Workers Compensation	0	0	0	0	45,204	0	45,204	
	SUBTOTAL BENEFITS	69,419	0	0	0	598,572	0	667,991	
	TOTAL PERSONAL SERVICES	354,195	0	0	0	3,295,062	0	3,649,257	
521000	Operating Expense	19,386	0	0	0	3,720,300	0	3,739,686	
540000	Travel	0	0	0	0	126,450	0	126,450	
570000	Cost of Goods Sold	0	0	0	0	1,848,424	0	1,848,424	
	TOTAL NET OPERATING EXPENSES	19,386	0	0	0	5,695,174	0	5,714,560	
	SUB PROGRAM TOTAL	373,581	0	0	0	8,990,236	0	9,363,817	

EXPENDITURE SUMMARY
 2010-2011 GENERAL OPERATING BUDGET
 UNIVERSITY OF NEBRASKA - LINCOLN
 EXCLUDING IANR AND NCTA

SUBPROGRAM #/NAME: 98 Company Balance Sheets

ACCOUNT	DESCRIPTION	UNRESTRICTED					DESIGNATED AND/OR RESTRICTED					TOTAL
		STATE AND UNIVERSITY GENERATED	CASH	REVOLVING	FEDERAL	AUXILIARIES AND SERVICES	TRUST	10/1/2010	4:25:27PM			
513000	Managerial/Professional	0	0	0	0	358,117	0	0	0	358,117	0	358,117
514000	Clerical/Technical/Service	0	0	0	0	118,756	0	0	0	118,756	0	118,756
	SUBTOTAL NONFACULTY	0	0	0	0	476,873	0	0	0	476,873	0	476,873
	SUBTOTAL SALARIES & WAGES	0	0	0	0	476,873	0	0	0	476,873	0	476,873
519100	Retirement Contribution	0	0	0	0	25,752	0	0	0	25,752	0	25,752
519200	FICA Contribution	0	0	0	0	29,089	0	0	0	29,089	0	29,089
519300	Health Insurance Contribution	0	0	0	0	43,395	0	0	0	43,395	0	43,395
519400	Life Insurance Contribution	0	0	0	0	476	0	0	0	476	0	476
519800	Workers Compensation	0	0	0	0	7,994	0	0	0	7,994	0	7,994
	SUBTOTAL BENEFITS	0	0	0	0	106,706	0	0	0	106,706	0	106,706
	TOTAL PERSONAL SERVICES	0	0	0	0	583,579	0	0	0	583,579	0	583,579
521000	Operating Expense	0	0	0	208,544,812	45,580,285	0	0	0	89,644,692	89,644,692	343,769,789
	TOTAL NET OPERATING EXPENSES	0	0	0	208,544,812	45,580,285	0	0	0	89,644,692	89,644,692	343,769,789
	SUB PROGRAM TOTAL	0	0	0	208,544,812	46,163,864	0	0	0	89,644,692	89,644,692	344,353,368

REVENUE SUMMARY
 2010-2011 GENERAL OPERATING BUDGET
 UNIVERSITY OF NEBRASKA - LINCOLN
 INSTITUTE OF AGRICULTURE AND NATURAL RESOURCES

CAMPUS TOTAL	ACCOUNT	DESCRIPTION	DESIGNATED AND/OR RESTRICTED					TOTAL	
			UNRESTRICTED	CASH	REVOLVING	FEDERAL	AUXILIARIES AND SERVICES		TRUST
			STATE AND UNIVERSITY GENERATED						
	410000	State Appropriation	84,077,903	0	0	0	0	0	84,077,903
	TOTAL STATE SUPPORT		84,077,903	0	0	0	0	0	84,077,903
	420000	Federal Appropriation	6,201,594	0	0	0	0	0	6,201,594
	450000	Sales and Services	0	0	0	5,324,046	0	0	5,324,046
	460000	Restricted Revenue	0	0	0	22,174,455	0	0	22,174,455
	TOTAL FEDERAL FUND		6,201,594	0	0	27,498,501	0	0	33,700,095
	450000	Sales and Services	0	0	28,679,217	0	2,096,002	0	30,775,219
	459950	Sales & Services/Offset -	0	0	-6,091,220	0	0	0	-6,091,220
	TOTAL REVOLVING FUND		0	0	22,587,997	0	2,096,002	0	24,683,999
	460000	Restricted Revenue	0	0	0	0	0	21,261,375	21,261,375
	TOTAL TRUST FUND		0	0	0	0	0	21,261,375	21,261,375
	441100	Undergraduate Resident	8,124,879	0	0	0	0	0	8,124,879
	441110	Undergraduate Nonresident	3,495,090	0	0	0	0	0	3,495,090
	441200	Graduate Resident	1,265,638	0	0	0	0	0	1,265,638
	441210	Graduate Nonresident	3,572,228	0	0	0	0	0	3,572,228
	TOTAL GROSS TUITION		16,457,835	0	0	0	0	0	16,457,835
	441001	Tuition Adjustments	-295,764	0	0	0	0	0	-295,764
	441990	Tuition Remissions	-5,112,029	0	0	0	0	0	-5,112,029
	TOTAL TUITION OFFSETS		-5,407,793	0	0	0	0	0	-5,407,793
	SUBTOTAL NET TUITION (CASH)		11,050,042	0	0	0	0	0	11,050,042
	461900	Indirect Costs-Federal	0	1,600,000	0	0	0	0	1,600,000
	833428	U-Wide Debt Svc & Admin S	-468,622	0	0	0	0	0	-468,622
	SUBTOTAL OTHER CASH		-468,622	1,600,000	0	0	0	0	1,131,378
	TOTAL CASH FUND		10,581,420	1,600,000	0	0	0	0	12,181,420
	TOTAL REVENUE		100,860,917	1,600,000	22,587,997	27,498,501	2,096,002	21,261,375	175,904,792

10/1/2010 4:25:29PM

EXPENDITURE SUMMARY

2010-2011 GENERAL OPERATING BUDGET

UNIVERSITY OF NEBRASKA - LINCOLN

INSTITUTE OF AGRICULTURE AND NATURAL RESOURCES

SUBPROGRAM #/NAME: 61 College of Ag Sciences and Natural Resources

UNRESTRICTED

DESIGNATED AND/OR RESTRICTED

ACCOUNT	DESCRIPTION	10/1/2010 4:25:30PM					TOTAL
		STATE AND UNIVERSITY GENERATED	CASH	REVOLVING	FEDERAL	AUXILIARIES AND SERVICES	
511000 FACULTY							
	Professor	4,560,005	0	0	0	0	4,705,005
	Associate Professor	1,497,932	0	0	0	0	1,497,932
	Assistant Professor	1,109,475	0	0	0	0	1,164,475
	Other	110,434	0	0	0	0	155,558
	SUBTOTAL FACULTY	7,277,846	0	0	0	0	7,522,970
512100	Other Administrators	847,642	0	0	0	0	847,642
512000	Chairpersons	374,088	0	0	0	0	374,088
513000	Managerial/Professional	993,351	0	54,120	20,779	0	1,117,591
514000	Clerical/Technical/Service	580,987	0	39,104	0	0	620,091
515000	Other Academic	566,229	0	0	0	0	566,229
516000	Student Wages	152,396	0	13,100	0	0	165,496
	SUBTOTAL NONFACULTY	3,514,693	0	106,324	20,779	0	3,691,137
	SUBTOTAL SALARIES & WAGES	10,792,539	0	106,324	20,779	0	11,214,107
519100	Retirement Contribution	798,658	0	5,738	1,039	0	816,035
519200	FICA Contribution	679,934	0	7,281	1,184	0	704,007
519300	Health Insurance Contribution	1,165,599	0	14,342	2,556	0	1,212,239
519400	Life Insurance Contribution	10,801	0	111	21	0	11,228
519800	Workers Compensation	0	0	0	0	0	0
	SUBTOTAL BENEFITS	2,654,992	0	27,472	4,800	0	2,743,509
	TOTAL PERSONAL SERVICES	13,447,531	0	133,796	25,579	0	13,967,616
521000	Operating Expense	1,032,636	0	1,045,750	0	0	2,078,386
540000	Travel	34,674	0	6,600	0	0	41,274
550000	Capital Outlay	8,951	0	0	0	0	8,951
	TOTAL NET OPERATING EXPENSES	1,076,261	0	1,052,350	0	0	2,128,611
	SUB PROGRAM TOTAL	14,523,792	0	1,186,146	25,579	0	16,086,227

EXPENDITURE SUMMARY

2010-2011 GENERAL OPERATING BUDGET

UNIVERSITY OF NEBRASKA - LINCOLN

INSTITUTE OF AGRICULTURE AND NATURAL RESOURCES

SUBPROGRAM #/NAME: 62 Agriculture Research Division

ACCOUNT	DESCRIPTION	DESIGNATED AND/OR RESTRICTED					TOTAL	
		UNRESTRICTED		10/1/2010				
		STATE AND UNIVERSITY GENERATED	CASH	REVOLVING	FEDERAL	AUXILIARIES AND SERVICES		TRUST
511000 FACULTY							4:25:30PM	
	Professor	11,103,658	0	108,357	116,354	55,249	34,324	11,417,942
	Associate Professor	2,236,586	0	65,709	206,552	0	0	2,508,847
	Assistant Professor	2,205,784	0	593,694	782,837	0	132,872	3,715,187
	Other	-9,243	0	53,696	77,173	0	37,555	159,181
	SUBTOTAL FACULTY	15,536,785	0	821,456	1,182,916	55,249	204,751	17,801,157
512100	Other Administrators	807,512	0	0	0	0	0	807,512
512000	Chairpersons	866,018	0	0	11,412	0	0	877,430
513000	Managerial/Professional	5,504,093	0	2,493,107	742,677	264,441	706,785	9,711,103
514000	Clerical/Technical/Service	3,129,787	0	1,668,016	185,029	149,931	389,993	5,522,756
515000	Other Academic	2,501,183	0	236,378	529,094	0	239,636	3,506,291
516000	Student Wages	441,261	0	366,110	0	30,075	0	837,446
	SUBTOTAL NONFACULTY	13,249,854	0	4,763,611	1,468,212	444,447	1,336,414	21,262,538
	SUBTOTAL SALARIES & WAGES	28,786,639	0	5,585,067	2,651,128	499,696	1,541,165	39,063,695
519100	Retirement Contribution	2,130,218	0	289,655	132,558	27,483	55,486	2,635,400
519200	FICA Contribution	1,813,564	0	367,640	151,113	31,980	81,683	2,445,980
519300	Health Insurance Contribution	3,108,959	0	724,131	326,087	76,953	155,662	4,391,792
519400	Life Insurance Contribution	28,794	0	5,571	2,654	500	1,541	39,060
519800	Workers Compensation	0	0	0	0	0	0	0
	SUBTOTAL BENEFITS	7,081,535	0	1,386,997	612,412	136,916	294,372	9,512,232
	TOTAL PERSONAL SERVICES	35,868,174	0	6,972,064	3,263,540	636,612	1,835,537	48,575,927
521000	Operating Expense	2,531,028	0	12,780,671	0	766,576	0	16,078,275
529000	Utilities	0	0	3,600	0	0	0	3,600
530000	Supplies & Materials	37,235	0	0	0	0	0	37,235
540000	Travel	179,527	0	347,780	0	48,000	0	575,307
550000	Capital Outlay	0	0	1,866,090	0	110,000	0	1,976,090
	TOTAL NET OPERATING EXPENSES	2,747,790	0	14,998,141	0	924,576	0	18,670,507
	SUB PROGRAM TOTAL	38,615,964	0	21,970,205	3,263,540	1,561,188	1,835,537	67,246,434

EXPENDITURE SUMMARY
2010-2011 GENERAL OPERATING BUDGET
UNIVERSITY OF NEBRASKA - LINCOLN

INSTITUTE OF AGRICULTURE AND NATURAL RESOURCES

SUBPROGRAM #/NAME: 63 Cooperative Extension Service

ACCOUNT	DESCRIPTION	DESIGNATED AND/OR RESTRICTED					TOTAL	
		UNRESTRICTED		10/1/2010				
		STATE AND UNIVERSITY GENERATED	CASH	REVOLVING	FEDERAL	AUXILIARIES AND SERVICES		TRUST
511000 FACULTY								
	Professor	9,189,744	0	8,397	140,303	0	65,122	9,403,566
	Associate Professor	3,859,212	0	1,619	224,402	0	93,776	4,179,009
	Assistant Professor	2,210,058	0	2,045	212,546	0	85,414	2,510,063
	Other	469,276	0	0	0	0	0	469,276
	SUBTOTAL FACULTY	15,728,290	0	12,061	577,251	0	244,312	16,561,914
512100	Other Administrators	861,257	0	0	0	0	162,819	1,024,076
512000	Chairpersons	644,743	0	0	0	0	0	644,743
513000	Managerial/Professional	1,642,542	0	546,159	685,310	30,142	2,039,709	4,943,862
514000	Clerical/Technical/Service	1,255,056	0	269,924	206,529	60,272	61,433	1,853,214
515000	Other Academic	23,077	0	35,525	0	0	0	58,602
516000	Student Wages	62,485	0	21,300	0	0	0	83,785
	SUBTOTAL NONFACULTY	4,489,160	0	872,908	891,839	90,414	2,263,961	8,608,282
	SUBTOTAL SALARIES & WAGES	20,217,450	0	884,969	1,469,090	90,414	2,508,273	25,170,196
519100	Retirement Contribution	1,463,842	0	46,096	73,457	4,973	90,294	1,678,662
519200	FICA Contribution	1,277,172	0	58,507	83,737	5,787	132,935	1,558,138
519300	Health Insurance Contribution	2,189,437	0	115,243	180,698	13,924	253,336	2,752,638
519400	Life Insurance Contribution	20,274	0	889	1,470	90	2,508	25,231
519800	Workers Compensation	0	0	0	0	0	0	0
	SUBTOTAL BENEFITS	4,950,725	0	220,735	339,362	24,774	479,073	6,014,669
	TOTAL PERSONAL SERVICES	25,168,175	0	1,105,704	1,808,452	115,188	2,987,346	31,184,865
521000	Operating Expense	982,370	0	1,417,311	0	17,500	0	2,417,181
530000	Supplies & Materials	2,094	0	0	0	0	0	2,094
540000	Travel	383,151	0	123,910	0	0	0	507,061
550000	Capital Outlay	0	0	29,500	0	0	0	29,500
	TOTAL NET OPERATING EXPENSES	1,367,615	0	1,570,721	0	17,500	0	2,955,836
	SUB PROGRAM TOTAL	26,535,790	0	2,676,425	1,808,452	132,688	2,987,346	34,140,701

EXPENDITURE SUMMARY

2010-2011 GENERAL OPERATING BUDGET
UNIVERSITY OF NEBRASKA - LINCOLN

INSTITUTE OF AGRICULTURE AND NATURAL RESOURCES

SUBPROGRAM #/NAME: 64 Conservation and Survey Division

ACCOUNT	DESCRIPTION	DESIGNATED AND/OR RESTRICTED						TOTAL
		UNRESTRICTED	CASH	REVOLVING	FEDERAL	AUXILIARIES AND SERVICES	TRUST	
	STATE AND UNIVERSITY GENERATED	0	0	0	0	0	0	41,127
513000	Managerial/Professional	0	0	0	0	0	0	41,127
	SUBTOTAL NONFACULTY	0	0	0	0	0	0	41,127
	SUBTOTAL SALARIES & WAGES	0	0	0	0	0	0	41,127
519100	Retirement Contribution	0	0	0	0	0	0	1,481
519200	FICA Contribution	0	0	0	0	0	0	2,180
519300	Health Insurance Contribution	0	0	0	0	0	0	4,154
519400	Life Insurance Contribution	0	0	0	0	0	0	41
519800	Workers Compensation	0	0	0	0	0	0	0
	SUBTOTAL BENEFITS	0	0	0	0	0	0	7,856
	TOTAL PERSONAL SERVICES	0	0	0	0	0	0	48,983
	SUB PROGRAM TOTAL	0	0	0	0	0	0	48,983

10/1/2010 4:25:30PM

EXPENDITURE SUMMARY
 2010-2011 GENERAL OPERATING BUDGET
 UNIVERSITY OF NEBRASKA - LINCOLN
 INSTITUTE OF AGRICULTURE AND NATURAL RESOURCES

SUBPROGRAM #/NAME: 65 Nebraska Forest Service

ACCOUNT	DESCRIPTION	DESIGNATED AND/OR RESTRICTED					TOTAL
		UNRESTRICTED	CASH	REVOLVING	FEDERAL	AUXILIARIES AND SERVICES	
		10/1/2010					4:25:30PM
		STATE AND UNIVERSITY GENERATED					
511000 FACULTY	Professor	522,654	0	0	34,110	0	588,250
	Associate Professor	132,065	0	0	93,264	0	249,802
	SUBTOTAL FACULTY	654,719	0	0	127,374	0	838,052
512100	Other Administrators	126,000	0	0	0	0	126,000
513000	Managerial/Professional	152,049	0	0	449,954	0	602,003
514000	Clerical/Technical/Service	77,733	0	0	34,625	34,625	146,983
	SUBTOTAL NONFACULTY	355,782	0	0	484,579	34,625	874,986
	SUBTOTAL SALARIES & WAGES	1,010,501	0	0	611,953	34,625	1,713,038
519100	Retirement Contribution	74,778	0	0	30,597	1,904	109,294
519200	FICA Contribution	63,661	0	0	34,881	2,216	103,724
519300	Health Insurance Contribution	109,134	0	0	75,271	5,332	195,389
519400	Life Insurance Contribution	1,010	0	0	612	35	1,712
519800	Workers Compensation	0	0	0	0	0	0
	SUBTOTAL BENEFITS	248,583	0	0	141,361	9,487	410,119
	TOTAL PERSONAL SERVICES	1,259,084	0	0	753,314	44,112	2,123,157
521000	Operating Expense	264,830	0	31,000	0	31,000	326,830
540000	Travel	0	0	1,000	0	0	1,000
550000	Capital Outlay	0	0	0	0	0	0
	TOTAL NET OPERATING EXPENSES	264,830	0	32,000	0	31,000	327,830
	SUB PROGRAM TOTAL	1,523,914	0	32,000	753,314	75,112	2,450,987

EXPENDITURE SUMMARY
2010-2011 GENERAL OPERATING BUDGET
UNIVERSITY OF NEBRASKA - LINCOLN
INSTITUTE OF AGRICULTURE AND NATURAL RESOURCES

SUBPROGRAM #/NAME: 66 Other IANR

ACCOUNT	DESCRIPTION	DESIGNATED AND/OR RESTRICTED							TOTAL	
		UNRESTRICTED		DESIGNATED AND/OR RESTRICTED						
		STATE AND UNIVERSITY GENERATED	CASH	REVOLVING	FEDERAL	AUXILIARIES AND SERVICES	TRUST			
511000 FACULTY										
Professor		103,762	0	0	0	0	0	0	10,000	113,762
Other		7,019,323	0	0	0	0	0	0	0	7,019,323
SUBTOTAL FACULTY		7,123,085	0	0	0	0	0	0	10,000	7,133,085
512100	Other Administrators	1,517,871	0	0	0	0	0	0	15,000	1,532,871
513000	Managerial/Professional	1,890,299	0	1,355,602	0	0	0	0	182,590	3,428,491
514000	Clerical/Technical/Service	540,795	0	151,576	0	0	0	72,949	8,988	774,308
515000	Other Academic	44,525	0	0	0	0	0	0	0	44,525
516000	Student Wages	22,740	0	37,013	0	0	0	0	0	59,753
517000	Supplemental Salaries & Wages	0	0	0	0	0	0	0	0	0
SUBTOTAL NONFACULTY		4,016,230	0	1,544,191	0	0	0	72,949	206,578	5,839,948
SUBTOTAL SALARIES & WAGES		11,139,315	0	1,544,191	0	0	0	72,949	216,578	12,973,033
519100	Retirement Contribution	796,958	0	80,298	0	0	0	4,012	7,797	889,065
519200	FICA Contribution	374,968	0	101,917	0	0	0	4,669	11,478	493,032
519300	Health Insurance Contribution	1,841,001	0	200,744	0	0	0	11,234	21,874	2,074,853
519400	Life Insurance Contribution	9,721	0	1,545	0	0	0	73	217	11,556
519800	Workers Compensation	387,725	0	0	0	0	0	0	0	387,725
SUBTOTAL BENEFITS		3,410,373	0	384,504	0	0	0	19,988	41,366	3,856,231
TOTAL PERSONAL SERVICES		14,549,688	0	1,928,695	0	0	0	92,937	257,944	16,829,264
521000	Operating Expense	2,842,367	0	-5,305,974	0	0	0	234,077	0	-2,229,530
529000	Utilities	1,232,441	0	0	0	0	0	0	0	1,232,441
540000	Travel	204,904	0	500	0	0	0	0	0	205,404
550000	Capital Outlay	597,012	1,600,000	100,000	0	0	0	0	0	2,297,012
TOTAL NET OPERATING EXPENSES		4,876,724	1,600,000	-5,205,474	0	0	0	234,077	0	1,505,327
SUB PROGRAM TOTAL		19,426,412	1,600,000	-3,276,779	0	0	0	327,014	257,944	18,334,591

10/1/2010 4:25:30PM

EXPENDITURE SUMMARY
 2010-2011 GENERAL OPERATING BUDGET
 UNIVERSITY OF NEBRASKA - LINCOLN
 INSTITUTE OF AGRICULTURE AND NATURAL RESOURCES

SUBPROGRAM #/NAME: 68 IANR International Programs

ACCOUNT	DESCRIPTION	DESIGNATED AND/OR RESTRICTED					TOTAL
		UNRESTRICTED	CASH	REVOLVING	FEDERAL	AUXILIARIES AND SERVICES	
511000 FACULTY							
	Professor	114,750	0	0	94,684	0	209,434
	Assistant Professor	73,890	0	0	0	0	73,890
	SUBTOTAL FACULTY	188,640	0	0	94,684	0	283,324
512100	Other Administrators	0	0	0	164,056	0	164,056
514000	Clerical/Technical/Service	0	0	0	112,991	0	112,991
	SUBTOTAL NONFACULTY	0	0	0	277,047	0	277,047
	SUBTOTAL SALARIES & WAGES	188,640	0	0	371,731	0	560,371
519100	Retirement Contribution	13,959	0	0	18,586	0	32,545
519200	FICA Contribution	11,884	0	0	21,188	0	33,072
519300	Health Insurance Contribution	20,373	0	0	45,722	0	66,095
519400	Life Insurance Contribution	189	0	0	371	0	560
519800	Workers Compensation	0	0	0	0	0	0
	SUBTOTAL BENEFITS	46,405	0	0	85,867	0	132,272
	TOTAL PERSONAL SERVICES	235,045	0	0	457,598	0	692,643
	SUB PROGRAM TOTAL	235,045	0	0	457,598	0	692,643

10/1/2010 4:25:30PM

EXPENDITURE SUMMARY
 2010-2011 GENERAL OPERATING BUDGET
 UNIVERSITY OF NEBRASKA - LINCOLN
 INSTITUTE OF AGRICULTURE AND NATURAL RESOURCES

SUBPROGRAM #/NAME: 74 Agency Funds

ACCOUNT	DESCRIPTION	DESIGNATED AND/OR RESTRICTED						TOTAL
		UNRESTRICTED	CASH	REVOLVING	FEDERAL	AUXILIARIES AND SERVICES	TRUST	
	STATE AND UNIVERSITY GENERATED	0	0	0	0	0	0	260,470
512100	Other Administrators	0	0	0	0	0	0	474,397
513000	Managerial/Professional	0	0	0	0	0	0	2,992,805
514000	Clerical/Technical/Service	0	0	0	570,893	0	0	3,727,672
	SUBTOTAL NONFACULTY	0	0	0	570,893	0	0	3,727,672
	SUBTOTAL SALARIES & WAGES	0	0	0	570,893	0	0	3,727,672
519100	Retirement Contribution	0	0	0	28,545	0	0	142,189
519200	FICA Contribution	0	0	0	32,541	0	0	199,851
519300	Health Insurance Contribution	0	0	0	70,220	0	0	389,054
519400	Life Insurance Contribution	0	0	0	571	0	0	3,726
519800	Workers Compensation	0	0	0	0	0	0	0
	SUBTOTAL BENEFITS	0	0	0	131,877	0	0	734,820
	TOTAL PERSONAL SERVICES	0	0	0	702,770	0	0	4,462,492
521000	Operating Expense	0	0	0	787,963	0	0	787,963
540000	Travel	0	0	0	4,700	0	0	4,700
	TOTAL NET OPERATING EXPENSES	0	0	0	792,663	0	0	792,663
	SUB PROGRAM TOTAL	0	0	0	1,495,433	0	0	5,255,155

10/1/2010 4:25:30PM

EXPENDITURE SUMMARY
 2010-2011 GENERAL OPERATING BUDGET
 UNIVERSITY OF NEBRASKA - LINCOLN
 INSTITUTE OF AGRICULTURE AND NATURAL RESOURCES

SUBPROGRAM #/NAME: 98 Company Balance Sheets

ACCOUNT	DESCRIPTION	DESIGNATED AND/OR RESTRICTED					TOTAL
		UNRESTRICTED	CASH	REVOLVING	FEDERAL	AUXILIARIES AND SERVICES	
	Other	0	0	0	2,636,789	0	91,901
	SUBTOTAL FACULTY	0	0	0	2,636,789	0	91,901
	SUBTOTAL SALARIES & WAGES	0	0	0	2,636,789	0	91,901
519100	Retirement Contribution	0	0	0	107,832	0	16,217
519200	FICA Contribution	0	0	0	122,927	0	-11,951
519300	Health Insurance Contribution	0	0	0	265,263	0	8,230
519400	Life Insurance Contribution	0	0	0	2,158	0	-386
519800	Workers Compensation	0	0	0	0	0	0
	SUBTOTAL BENEFITS	0	0	0	498,180	0	12,110
	TOTAL PERSONAL SERVICES	0	0	0	3,134,969	0	104,011
521000	Operating Expense	0	0	0	16,559,616	0	31,545,060
	TOTAL NET OPERATING EXPENSES	0	0	0	16,559,616	0	31,545,060
	SUB PROGRAM TOTAL	0	0	0	19,694,585	0	31,649,071

10/1/2010 4:25:30PM

REVENUE SUMMARY
 2010-2011 GENERAL OPERATING BUDGET
 NEBRASKA COLLEGE OF TECHNICAL AGRICULTURE

CAMPUS TOTAL	ACCOUNT	DESCRIPTION	UNRESTRICTED				DESIGNATED AND/OR RESTRICTED				TOTAL
			STATE AND UNIVERSITY GENERATED				10/1/2010 4:25:31PM				
			CASH	REVOLVING	FEDERAL	AUXILIARIES AND SERVICES	TRUST				
	410000	State Appropriation	0	0	0	0	0	0	0	0	2,593,945
	TOTAL STATE SUPPORT		0	0	0	0	0	0	0	0	2,593,945
	450000	Sales and Services	0	310,000	0	723,000	0	0	0	0	1,033,000
	TOTAL REVOLVING FUND		0	310,000	0	723,000	0	0	0	0	1,033,000
	441100	Undergraduate Resident	0	0	0	0	0	0	0	0	786,298
	441110	Undergraduate Nonresident	0	0	0	0	0	0	0	0	369,624
	TOTAL GROSS TUITION		0	0	0	0	0	0	0	0	1,155,922
	441001	Tuition Adjustments	0	0	0	0	0	0	0	0	-25,247
	441990	Tuition Remissions	0	0	0	0	0	0	0	0	-183,797
	TOTAL TUITION OFFSETS		0	0	0	0	0	0	0	0	-209,044
	SUBTOTAL NET TUITION (CASH)		0	0	0	0	0	0	0	0	946,878
	442100	Institutional Student Fee	0	0	0	0	0	0	0	0	4,475
	SUBTOTAL STUDENT FEES		0	0	0	0	0	0	0	0	4,475
	TOTAL CASH FUND		0	0	0	0	0	0	0	0	951,353
	TOTAL REVENUE		0	310,000	0	723,000	0	0	0	0	4,578,298

EXPENDITURE SUMMARY
 2010-2011 GENERAL OPERATING BUDGET
 NEBRASKA COLLEGE OF TECHNICAL AGRICULTURE

SUBPROGRAM #/NAME:	67	Nebraska College of Technical Agriculture	DESIGNATED AND/OR RESTRICTED					10/1/2010	4:25:32PM
			UNRESTRICTED					TRUST	
			STATE AND UNIVERSITY GENERATED	CASH	REVOLVING	FEDERAL	AUXILIARIES AND SERVICES	TOTAL	
511000 FACULTY									
Professor		112,697	0	0	0	0	0	112,697	
Associate Professor		55,964	0	0	0	0	0	55,964	
Assistant Professor		445,291	0	0	0	0	0	445,291	
Other		323,366	0	0	0	0	0	323,366	
SUBTOTAL FACULTY		937,318	0	0	0	0	0	937,318	
512100 Other Administrators		229,588	0	0	0	0	0	229,588	
513000 Managerial/Professional		339,894	0	0	0	35,004	0	374,898	
514000 Clerical/Technical/Service		384,496	0	0	0	92,035	0	476,531	
516000 Student Wages		27,100	0	4,000	0	19,000	0	50,100	
SUBTOTAL NONFACULTY		981,078	0	4,000	0	146,039	0	1,131,117	
SUBTOTAL SALARIES & WAGES		1,918,396	0	4,000	0	146,039	0	2,068,435	
519100 Retirement Contribution		136,303	0	0	0	4,294	0	140,597	
519200 FICA Contribution		129,423	0	132	0	9,305	0	138,860	
519300 Health Insurance Contribution		297,394	0	0	0	36,072	0	333,466	
519400 Life Insurance Contribution		1,878	0	0	0	144	0	2,022	
519800 Workers Compensation		8,895	0	50	0	1,770	0	10,715	
SUBTOTAL BENEFITS		573,893	0	182	0	51,585	0	625,660	
TOTAL PERSONAL SERVICES		2,492,289	0	4,182	0	197,624	0	2,694,095	
521000 Operating Expense		463,721	0	305,818	0	525,376	0	1,294,915	
529000 Utilities		504,607	0	0	0	0	0	504,607	
550000 Capital Outlay		84,681	0	0	0	0	0	84,681	
TOTAL NET OPERATING EXPENSES		1,053,009	0	305,818	0	525,376	0	1,884,203	
SUB PROGRAM TOTAL		3,545,298	0	310,000	0	723,000	0	4,578,298	

EXPENDITURE SUMMARY
2010-2011 GENERAL OPERATING BUDGET
UNIVERSITY OF NEBRASKA MEDICAL CENTER

CAMPUS TOTAL	DESIGNATED AND/OR RESTRICTED						TOTAL	
	UNRESTRICTED		CASH	REVOLVING	FEDERAL	AUXILIARIES AND SERVICES		TRUST
	STATE AND UNIVERSITY GENERATED	UNIVERSITY						
511000 FACULTY	20,411,601	631,582	60,350	5,572,339	289,035	9,025,035	35,989,942	
Professor	14,261,768	1,918,924	0	1,630,427	307,218	7,743,598	25,861,935	
Associate Professor	18,154,904	5,314,844	0	2,577,829	947,454	14,826,261	41,821,292	
Assistant Professor	3,039,587	515,503	0	697,531	201,401	1,794,850	6,248,872	
Instructor	3,625,493	-577,826	0	129,979	375,620	336,664	3,889,930	
Other	59,493,353	7,803,027	60,350	10,608,105	2,120,728	33,726,408	113,811,971	
SUBTOTAL FACULTY	5,844,277	375,241	1,500	332,388	658,287	1,067,054	8,278,747	
512100 Other Administrators	2,032,589	12,730	0	209,451	0	804,901	3,059,671	
512000 Chairpersons	19,647,277	7,040,326	755,930	6,758,005	11,009,199	26,538,079	71,748,816	
513000 Managerial/Professional	14,194,368	3,664,574	368,305	1,062,829	9,396,520	7,534,530	36,221,126	
514000 Clerical/Technical/Service	11,032,708	1,004,292	0	3,978,287	98,813	2,084,157	18,198,257	
515000 Other Academic	37,797	28,651	0	0	64,506	0	130,954	
516000 Student Wages	253,432	859	0	0	45,840	0	300,131	
517000 Supplemental Salaries & Wages	53,042,448	12,126,673	1,125,735	12,340,960	21,273,165	38,028,721	137,937,702	
SUBTOTAL NONFACULTY	112,535,801	19,929,700	1,186,085	22,949,065	23,393,893	71,755,129	251,749,673	
SUBTOTAL SALARIES & WAGES	6,613,180	1,033,021	73,351	1,285,119	1,004,593	5,000,177	15,009,441	
519100 Retirement Contribution	3,901,907	1,246,879	75,507	1,399,859	1,049,246	5,285,901	12,959,299	
519200 FICA Contribution	13,068,027	1,827,367	127,285	2,478,434	1,785,947	7,857,403	27,144,463	
519300 Health Insurance Contribution	407,856	15,868	1,079	22,959	22,330	71,442	541,534	
519400 Life Insurance Contribution	576,833	22,486	12,486	241,790	246,720	741,444	1,841,759	
519800 Workers Compensation	24,567,803	4,145,621	289,708	5,428,161	4,108,836	18,956,367	57,496,496	
SUBTOTAL BENEFITS	137,103,604	24,075,321	1,475,793	28,377,226	27,502,729	90,711,496	309,246,169	
TOTAL PERSONAL SERVICES	7,776,019	34,373,010	5,096,407	100,902,774	52,613,433	49,288,504	250,050,147	
521000 Operating Expense	10,644,814	0	0	0	0	0	10,644,814	
529000 Utilities	905,892	4,940,075	383,500	0	4,895,165	0	11,124,632	
530000 Supplies & Materials	124,160	40,094	57,900	0	86,310	0	308,464	
540000 Travel	868,742	205,300	0	0	160,263	0	1,234,305	
550000 Capital Outlay	0	0	0	550,000	0	0	550,000	
560000 Government Aid	0	0	0	0	585,000	0	585,000	
570000 Cost of Goods Sold	20,319,627	39,558,479	5,537,807	101,452,774	58,340,171	49,288,504	274,497,362	
TOTAL NET OPERATING EXPENSES	157,423,231	63,633,800	7,013,600	129,830,000	85,842,900	140,000,000	583,743,531	
CAMPUS TOTAL								

10/1/2010 4:25:33PM

REVENUE SUMMARY
2010-2011 GENERAL OPERATING BUDGET
UNIVERSITY OF NEBRASKA MEDICAL CENTER

CAMPUS TOTAL	ACCOUNT	DESCRIPTION	UNRESTRICTED					DESIGNATED AND/OR RESTRICTED					TOTAL	
			STATE AND UNIVERSITY GENERATED					10/1/2010						
			CASH	REVOLVING	FEDERAL	AUXILIARIES AND SERVICES	TRUST	CASH	REVOLVING	FEDERAL	AUXILIARIES AND SERVICES	TRUST		
	410000	State Appropriation	0	0	0	0	0	0	0	0	0	0	0	125,708,136
	TOTAL STATE SUPPORT		0	0	0	0	0	0	0	0	0	0	0	125,708,136
	460000	Restricted Revenue	0	0	129,830,000	0	0	0	0	0	0	0	0	129,830,000
	TOTAL FEDERAL FUND		0	0	129,830,000	0	0	0	0	0	0	0	0	129,830,000
	450000	Sales and Services	0	7,013,600	0	85,842,900	0	0	0	0	0	0	0	92,856,500
	TOTAL REVOLVING FUND		0	7,013,600	0	85,842,900	0	0	0	0	0	0	0	92,856,500
	460000	Restricted Revenue	0	0	0	0	140,000,000	0	0	0	0	0	0	140,000,000
	TOTAL TRUST FUND		0	0	0	0	140,000,000	0	0	0	0	0	0	140,000,000
	441100	Undergraduate Resident	0	0	0	0	0	0	0	0	0	0	0	5,270,404
	441110	Undergraduate Nonresident	0	0	0	0	0	0	0	0	0	0	0	2,737,289
	441200	Graduate Resident	0	0	0	0	0	0	0	0	0	0	0	2,078,974
	441210	Graduate Nonresident	0	0	0	0	0	0	0	0	0	0	0	2,118,813
	441600	Professional Resident	0	0	0	0	0	0	0	0	0	0	0	21,765,596
	441610	Professional Nonresident	0	0	0	0	0	0	0	0	0	0	0	7,878,807
	TOTAL GROSS TUITION		0	0	0	0	0	0	0	0	0	0	0	41,849,883
	441001	Tuition Adjustments	0	0	0	0	0	0	0	0	0	0	0	-415,647
	441990	Tuition Remissions	0	0	0	0	0	0	0	0	0	0	0	-12,782,076
	TOTAL TUITION OFFSETS		0	0	0	0	0	0	0	0	0	0	0	-13,197,723
	SUBTOTAL NET TUITION (CASH)		0	0	0	0	0	0	0	0	0	0	0	28,652,160
	442100	Institutional Student Fee	0	0	0	0	0	0	0	0	0	0	0	95,571
	442310	Application Fees - Gradua	0	0	0	0	0	0	0	0	0	0	0	25,000
	442810	Other Student Fees	0	0	0	0	0	0	0	0	0	0	0	26,909
	SUBTOTAL STUDENT FEES		0	0	0	0	0	0	0	0	0	0	0	147,480
	430000	Invest Loan/Endowment	0	0	0	0	0	0	0	0	0	0	0	2,400,000
	450000	Sales and Services	33,352,400	0	0	0	0	0	0	0	0	0	0	33,352,400
	461900	Indirect Costs-Federal	22,175,000	0	0	0	0	0	0	0	0	0	0	24,000,000
	464320	Professional Fees-Contra	8,106,400	0	0	0	0	0	0	0	0	0	0	8,106,400
	833428	U-Wide Debt Svc & Admin S	0	0	0	0	0	0	0	0	0	0	0	-1,309,545
	SUBTOTAL OTHER CASH		63,633,800	0	0	0	0	0	0	0	0	0	0	66,696,735
	TOTAL CASH FUND		63,633,800	0	0	0	0	0	0	0	0	0	0	95,348,895
	TOTAL REVENUE		63,633,800	7,013,600	129,830,000	85,842,900	140,000,000	0	0	0	0	0	0	563,743,531

EXPENDITURE SUMMARY
2010-2011 GENERAL OPERATING BUDGET
UNIVERSITY OF NEBRASKA MEDICAL CENTER

SUBPROGRAM #/NAME: 01 Academic Affairs

ACCOUNT	DESCRIPTION	DESIGNATED AND/OR RESTRICTED					TOTAL
		STATE AND UNIVERSITY GENERATED	CASH	REVOLVING	FEDERAL	AUXILIARIES AND SERVICES	
511000 FACULTY							
	Professor	41,531	28,938	0	0	15,000	0
	Other	0	-28,938	0	0	0	0
	SUBTOTAL FACULTY	41,531	0	0	0	15,000	0
512100	Other Administrators	336,359	160,887	0	0	20,000	0
513000	Managerial/Professional	207,906	223,164	0	0	0	0
514000	Clerical/Technical/Service	70,983	94,324	0	0	29,514	0
	SUBTOTAL NONFACULTY	615,248	478,375	0	0	49,514	46,125
	SUBTOTAL SALARIES & WAGES	656,779	478,375	0	0	64,514	46,125
519100	Retirement Contribution	44,839	79,248	0	0	2,903	3,229
519200	FICA Contribution	51,866	92,660	0	0	3,032	3,413
519300	Health Insurance Contribution	77,569	140,209	0	0	5,161	5,074
519400	Life Insurance Contribution	618	1,219	0	0	65	46
519800	Workers Compensation	0	0	0	0	680	486
	SUBTOTAL BENEFITS	174,892	313,336	0	0	11,841	12,248
	TOTAL PERSONAL SERVICES	831,671	791,711	0	0	76,355	58,373
521000	Operating Expense	11,076	21,927	0	0	0	0
530000	Supplies & Materials	83,204	1,638	0	0	0	0
540000	Travel	2,092	3,328	0	0	0	0
	TOTAL NET OPERATING EXPENSES	96,372	26,893	0	0	0	0
	SUB PROGRAM TOTAL	928,043	818,604	0	0	76,355	58,373

10/1/2010 4:25:35PM

EXPENDITURE SUMMARY
2010-2011 GENERAL OPERATING BUDGET
UNIVERSITY OF NEBRASKA MEDICAL CENTER

SUBPROGRAM #/NAME:	04	School of Allied Health	DESIGNATED AND/OR RESTRICTED						10/1/2010	4:25:35PM
			UNRESTRICTED		FEDERAL		AUXILIARIES AND SERVICES			
			STATE AND UNIVERSITY GENERATED	CASH	REVOLVING	FEDERAL	AUXILIARIES AND SERVICES	TRUST		
511000 FACULTY										
Professor		358,323	0	0	0	0	0	0	358,323	
Associate Professor		464,465	168,268	0	7,572	0	0	0	640,305	
Assistant Professor		1,089,781	182,740	0	0	7,667	45,814	0	1,326,002	
Instructor		270,782	196,456	0	0	1,096	0	0	468,334	
Other		2,000	20,131	0	0	0	0	0	22,131	
SUBTOTAL FACULTY		2,185,351	567,595	0	7,572	8,763	45,814	0	2,815,095	
512100 Other Administrators		242,850	214,354	0	28,384	0	0	0	485,588	
512000 Chairpersons		0	8,978	0	0	0	0	0	8,978	
513000 Managerial/Professional		497,432	207,531	0	8,372	100,910	8,075	0	822,320	
514000 Clerical/Technical/Service		63,095	66,095	0	0	117,425	0	0	246,615	
SUBTOTAL NONFACULTY		803,377	496,958	0	36,756	218,335	8,075	0	1,563,501	
SUBTOTAL SALARIES & WAGES		2,988,728	1,064,553	0	44,328	227,098	53,889	0	4,378,596	
519100 Retirement Contribution		184,364	66,109	0	2,482	10,219	3,772	0	266,946	
519200 FICA Contribution		181,484	77,297	0	2,704	10,673	3,988	0	276,146	
519300 Health Insurance Contribution		333,039	116,962	0	4,788	18,167	5,928	0	478,884	
519400 Life Insurance Contribution		5,590	1,017	0	45	228	54	0	6,934	
519800 Workers Compensation		0	0	0	466	2,390	566	0	3,422	
SUBTOTAL BENEFITS		704,477	261,385	0	10,485	41,677	14,308	0	1,032,332	
TOTAL PERSONAL SERVICES		3,693,205	1,325,938	0	54,813	268,775	68,197	0	5,410,928	
521000 Operating Expense		141,204	17,455	0	0	0	0	0	158,659	
530000 Supplies & Materials		24,511	5,945	0	0	0	0	0	30,456	
TOTAL NET OPERATING EXPENSES		165,715	23,400	0	0	0	0	0	189,115	
SUB PROGRAM TOTAL		3,858,920	1,349,338	0	54,813	268,775	68,197	0	5,600,043	

EXPENDITURE SUMMARY
2010-2011 GENERAL OPERATING BUDGET
UNIVERSITY OF NEBRASKA MEDICAL CENTER

SUBPROGRAM #/NAME: 09 College of Dentistry

ACCOUNT	DESCRIPTION	DESIGNATED AND/OR RESTRICTED					TOTAL			
		UNRESTRICTED		TRUST						
		STATE AND UNIVERSITY GENERATED	CASH	REVOLVING	FEDERAL	AUXILIARIES AND SERVICES				
511000	FACULTY								10/1/2010	4:25:35PM
	Professor	1,935,139	0	0	226,014	0	5,000	59,000	2,225,153	
	Associate Professor	1,858,230	0	0	101,266	0	12,000	64,272	2,035,768	
	Assistant Professor	1,565,528	0	0	89,780	0	38,390	27,542	1,721,240	
	Instructor	187,274	0	0	0	0	65,520	0	252,794	
	Other	0	0	0	0	0	0	0	0	
	SUBTOTAL FACULTY	5,546,171	0	0	417,060	0	120,910	150,814	6,234,955	
512100	Other Administrators	782,100	0	0	0	0	25,000	12,000	819,100	
512000	Chairpersons	326,038	0	0	0	0	0	0	326,038	
513000	Managerial/Professional	368,565	0	0	229,873	0	0	122,312	720,750	
514000	Clerical/Technical/Service	663,398	0	0	56,386	0	91,521	270,271	1,081,576	
515000	Other Academic	36,221	0	0	104,748	0	0	73,579	214,548	
517000	Supplemental Salaries & Wages	0	0	0	0	0	0	0	0	
	SUBTOTAL NONFACULTY	2,176,322	0	0	391,007	0	116,521	478,162	3,162,012	
	SUBTOTAL SALARIES & WAGES	7,722,493	0	0	808,067	0	237,431	628,976	9,396,967	
519100	Retirement Contribution	464,449	0	0	45,251	0	10,171	44,028	563,899	
519200	FICA Contribution	543,048	0	0	49,292	0	10,623	46,543	649,506	
519300	Health Insurance Contribution	821,717	0	0	87,269	0	18,082	69,187	996,255	
519400	Life Insurance Contribution	7,145	0	0	807	0	226	630	8,808	
519800	Workers Compensation	0	0	0	8,482	0	2,498	6,622	17,602	
	SUBTOTAL BENEFITS	1,836,359	0	0	191,101	0	41,600	167,010	2,236,070	
	TOTAL PERSONAL SERVICES	9,558,852	0	0	999,168	0	279,031	795,986	11,633,037	
521000	Operating Expense	138,694	0	0	0	0	56,500	0	195,194	
530000	Supplies & Materials	81,528	0	0	0	0	923,500	0	1,005,028	
540000	Travel	6,333	0	0	0	0	0	0	6,333	
550000	Capital Outlay	23,123	0	0	0	0	0	0	23,123	
	TOTAL NET OPERATING EXPENSES	249,678	0	0	999,168	0	980,000	0	1,229,678	
	SUB PROGRAM TOTAL	9,808,530	0	0	999,168	0	1,259,031	795,986	12,862,715	

EXPENDITURE SUMMARY
2010-2011 GENERAL OPERATING BUDGET
UNIVERSITY OF NEBRASKA MEDICAL CENTER

SUBPROGRAM #/NAME: 12 Graduate College

ACCOUNT	DESCRIPTION	DESIGNATED AND/OR RESTRICTED					TOTAL
		UNRESTRICTED	CASH	REVOLVING	FEDERAL	AUXILIARIES AND SERVICES	
511000 FACULTY		STATE AND UNIVERSITY GENERATED					
	Professor	90,382	0	0	0	0	90,382
	Associate Professor	0	0	0	0	0	0
	Other	-193,102	0	0	0	0	-193,102
	SUBTOTAL FACULTY	-102,720	0	0	0	0	-102,720
512100	Other Administrators	267,807	0	0	0	0	267,807
513000	Managerial/Professional	202,200	0	0	0	0	202,200
514000	Clerical/Technical/Service	95,320	0	0	0	0	95,320
515000	Other Academic	822,135	0	0	0	0	822,135
516000	Student Wages	-21,000	0	0	0	0	-21,000
	SUBTOTAL NONFACULTY	1,366,462	0	0	0	0	1,366,462
	SUBTOTAL SALARIES & WAGES	1,263,742	0	0	0	0	1,263,742
519100	Retirement Contribution	28,115	0	0	0	0	28,115
519200	FICA Contribution	32,874	0	0	0	0	32,874
519300	Health Insurance Contribution	49,742	0	0	0	0	49,742
519400	Life Insurance Contribution	433	0	0	0	0	433
	SUBTOTAL BENEFITS	111,164	0	0	0	0	111,164
	TOTAL PERSONAL SERVICES	1,374,906	0	0	0	0	1,374,906
521000	Operating Expense	41,281	0	0	0	0	41,281
530000	Supplies & Materials	4,159	0	0	0	0	4,159
540000	Travel	3,809	0	0	0	0	3,809
	TOTAL NET OPERATING EXPENSES	49,249	0	0	0	0	49,249
	SUB PROGRAM TOTAL	1,424,155	0	0	0	0	1,424,155

10/1/2010 4:25:35PM

EXPENDITURE SUMMARY
2010-2011 GENERAL OPERATING BUDGET
UNIVERSITY OF NEBRASKA MEDICAL CENTER

SUBPROGRAM #/NAME: 16 McGoogan Library of Medicine

ACCOUNT	DESCRIPTION	DESIGNATED AND/OR RESTRICTED					TOTAL
		UNRESTRICTED	CASH	REVOLVING	FEDERAL	AUXILIARIES AND SERVICES	
	Associate Professor	331,038	0	0	0	0	331,038
	Assistant Professor	353,633	0	0	0	26,167	437,556
	SUBTOTAL FACULTY	684,671	0	0	0	26,167	768,594
512100	Other Administrators	219,492	0	0	0	0	219,492
512000	Chairpersons	0	0	0	0	0	0
513000	Managerial/Professional	120,026	0	0	0	0	120,026
514000	Clerical/Technical/Service	353,089	0	0	0	44,968	398,057
516000	Student Wages	10,000	0	0	0	0	10,000
	SUBTOTAL NONFACULTY	702,607	0	0	0	44,968	747,575
	SUBTOTAL SALARIES & WAGES	1,387,278	0	0	0	71,135	1,516,169
519100	Retirement Contribution	87,710	0	0	0	3,201	94,954
519200	FICA Contribution	102,553	0	0	0	3,343	110,170
519300	Health Insurance Contribution	155,179	0	0	0	5,691	167,223
519400	Life Insurance Contribution	1,349	0	0	0	71	1,478
519800	Workers Compensation	0	0	0	0	748	1,356
	SUBTOTAL BENEFITS	346,791	0	0	0	13,054	375,181
	TOTAL PERSONAL SERVICES	1,734,069	0	0	0	84,189	1,891,350
521000	Operating Expense	79,303	0	0	0	14,190	93,493
530000	Supplies & Materials	7,000	0	0	0	0	7,000
540000	Travel	5,000	0	0	0	0	5,000
550000	Capital Outlay	806,439	0	0	0	118,263	924,702
	TOTAL NET OPERATING EXPENSES	897,742	0	0	0	132,453	1,030,195
	SUB PROGRAM TOTAL	2,631,811	0	0	0	216,642	2,921,545

10/1/2010 4:25:35PM

EXPENDITURE SUMMARY
2010-2011 GENERAL OPERATING BUDGET
UNIVERSITY OF NEBRASKA MEDICAL CENTER

SUBPROGRAM #/NAME: 18 College of Nursing

ACCOUNT	DESCRIPTION	DESIGNATED AND/OR RESTRICTED					TOTAL	
		UNRESTRICTED		TRUST				
		STATE AND UNIVERSITY GENERATED	CASH	REVOLVING	FEDERAL	AUXILIARIES AND SERVICES		
511000	FACULTY							10/1/2010 4:25:35PM
	Professor	1,669,006	0	0	176,650	0	12,254	1,857,910
	Associate Professor	2,805,583	0	0	16,606	0	52,239	2,874,428
	Assistant Professor	2,772,167	0	0	48,214	0	160,273	2,980,654
	Instructor	1,894,207	0	0	5,053	0	551,944	2,451,204
	Other	-185,283	0	0	0	0	47,875	-137,408
	SUBTOTAL FACULTY	8,955,680	0	0	246,523	0	824,585	10,026,788
512100	Other Administrators	485,824	0	0	0	0	19,500	505,324
512000	Chairpersons	15,000	0	0	0	0	0	15,000
513000	Managerial/Professional	1,168,703	0	0	463,271	0	264,706	1,941,413
514000	Clerical/Technical/Service	658,751	0	0	79,663	0	230,446	1,002,166
515000	Other Academic	136,078	0	0	0	0	37,368	173,446
517000	Supplemental Salaries & Wages	0	0	0	0	0	0	0
	SUBTOTAL NONFACULTY	2,464,356	0	0	542,934	0	552,020	3,637,349
	SUBTOTAL SALARIES & WAGES	11,420,036	0	0	789,457	0	1,376,605	13,664,137
519100	Retirement Contribution	635,418	0	0	44,211	0	96,363	779,504
519200	FICA Contribution	688,715	0	0	48,156	0	101,869	842,408
519300	Health Insurance Contribution	1,135,113	0	0	85,262	0	151,426	1,378,044
519400	Life Insurance Contribution	14,157	0	0	789	0	1,377	16,401
519800	Workers Compensation	0	0	0	8,382	0	14,634	23,838
	SUBTOTAL BENEFITS	2,473,403	0	0	186,800	0	365,669	3,040,195
	TOTAL PERSONAL SERVICES	13,893,439	0	0	976,257	0	1,742,274	16,704,332
521000	Operating Expense	180,840	0	0	0	0	0	180,840
530000	Supplies & Materials	45,112	0	0	0	0	0	45,112
540000	Travel	20,063	0	0	0	0	0	20,063
	TOTAL NET OPERATING EXPENSES	246,015	0	0	0	0	0	246,015
	SUB PROGRAM TOTAL	14,139,454	0	0	976,257	0	1,742,274	16,950,347

EXPENDITURE SUMMARY
2010-2011 GENERAL OPERATING BUDGET
UNIVERSITY OF NEBRASKA MEDICAL CENTER

SUBPROGRAM #/NAME: 19 Eppley Research Institute

ACCOUNT	DESCRIPTION	DESIGNATED AND/OR RESTRICTED					TOTAL	
		UNRESTRICTED		TRUST				
		STATE AND UNIVERSITY GENERATED	CASH	REVOLVING	FEDERAL	AUXILIARIES AND SERVICES		
10/1/2010 4:25:35PM								
511000 FACULTY								
	Professor	1,103,265	0	0	880,242	0	20,079	2,003,586
	Associate Professor	195,639	0	0	155,387	0	0	351,026
	Assistant Professor	464,644	0	0	432,827	25,427	148,771	1,071,669
	Instructor	0	0	0	145,484	0	55,000	200,484
	Other	-82,954	0	0	0	0	0	-82,954
	SUBTOTAL FACULTY	1,680,594	0	0	1,613,940	25,427	223,850	3,543,811
512100	Other Administrators	162,819	0	0	104,850	0	87,856	355,525
512000	Chairpersons	0	0	0	0	0	0	0
513000	Managerial/Professional	590,904	0	0	1,279,394	8,393	463,951	2,342,642
514000	Clerical/Technical/Service	202,831	0	0	97,484	65,081	13,233	378,629
515000	Other Academic	0	0	0	785,740	6,573	436,488	1,228,801
516000	Student Wages	560	0	0	0	0	0	560
	SUBTOTAL NONFACULTY	967,114	0	0	2,267,468	80,047	1,001,528	4,306,157
	SUBTOTAL SALARIES & WAGES	2,637,708	0	0	3,881,408	105,474	1,225,378	7,849,968
519100	Retirement Contribution	180,734	0	0	217,362	4,746	85,776	488,618
519200	FICA Contribution	211,320	0	0	236,771	4,957	90,678	543,726
519300	Health Insurance Contribution	319,761	0	0	419,192	8,437	134,791	882,181
519400	Life Insurance Contribution	2,779	0	0	3,884	105	1,226	7,994
519800	Workers Compensation	0	0	0	40,302	1,110	12,166	53,578
	SUBTOTAL BENEFITS	714,594	0	0	917,511	19,355	324,637	1,976,097
	TOTAL PERSONAL SERVICES	3,352,302	0	0	4,798,919	124,829	1,550,015	9,826,065
521000	Operating Expense	161,486	0	0	0	0	0	161,486
530000	Supplies & Materials	43,000	0	0	0	0	0	43,000
540000	Travel	12,000	0	0	0	0	0	12,000
550000	Capital Outlay	8,000	0	0	0	0	0	8,000
	TOTAL NET OPERATING EXPENSES	224,486	0	0	0	0	0	224,486
	SUB PROGRAM TOTAL	3,576,788	0	0	4,798,919	124,829	1,550,015	10,050,551

EXPENDITURE SUMMARY
2010-2011 GENERAL OPERATING BUDGET
UNIVERSITY OF NEBRASKA MEDICAL CENTER

SUBPROGRAM #/NAME: 20 College of Pharmacy

ACCOUNT	DESCRIPTION	DESIGNATED AND/OR RESTRICTED					TOTAL
		UNRESTRICTED	CASH	REVOLVING	FEDERAL	AUXILIARIES AND SERVICES	
511000 FACULTY							
	Professor	953,898	0	0	584,933	0	1,567,863
	Associate Professor	432,115	0	0	168,652	0	731,967
	Assistant Professor	1,758,132	0	0	124,702	0	1,959,217
	Instructor	91,846	0	0	0	0	91,846
	Other	-503,960	0	0	0	0	-503,960
	SUBTOTAL FACULTY	2,732,031	0	0	878,287	0	3,846,933
512100	Other Administrators	321,600	0	0	0	0	401,480
512000	Chairpersons	195,958	0	0	34,045	0	230,003
513000	Managerial/Professional	291,570	0	0	390,732	0	835,188
514000	Clerical/Technical/Service	302,414	0	0	108,475	39,345	478,928
515000	Other Academic	-213,128	0	0	502,112	0	480,081
	SUBTOTAL NONFACULTY	898,414	0	0	1,035,364	39,345	2,425,680
	SUBTOTAL SALARIES & WAGES	3,630,445	0	0	1,913,651	39,345	6,272,613
519100	Retirement Contribution	222,295	0	0	107,163	1,411	379,110
519200	FICA Contribution	259,916	0	0	116,732	1,473	429,119
519300	Health Insurance Contribution	393,293	0	0	206,674	2,508	678,285
519400	Life Insurance Contribution	3,424	0	0	1,914	31	6,058
519800	Workers Compensation	0	0	0	20,472	414	28,144
	SUBTOTAL BENEFITS	878,928	0	0	452,955	5,837	1,520,716
	TOTAL PERSONAL SERVICES	4,509,373	0	0	2,366,606	45,182	7,793,329
521000	Operating Expense	72,864	0	0	0	0	72,864
530000	Supplies & Materials	80,998	0	0	0	0	80,998
	TOTAL NET OPERATING EXPENSES	153,862	0	0	0	0	153,862
	SUB PROGRAM TOTAL	4,663,235	0	0	2,366,606	45,182	7,947,191

10/1/2010 4:25:35PM

EXPENDITURE SUMMARY
2010-2011 GENERAL OPERATING BUDGET
UNIVERSITY OF NEBRASKA MEDICAL CENTER

SUBPROGRAM #/NAME: 22 Other Instruction or Research

ACCOUNT	DESCRIPTION	DESIGNATED AND/OR RESTRICTED					TOTAL
		UNRESTRICTED	CASH	REVOLVING	FEDERAL	AUXILIARIES AND SERVICES	
	Other	1,844,381	0	0	0	0	1,844,381
	SUBTOTAL FACULTY	1,844,381	0	0	0	0	1,844,381
512100	Other Administrators	230,146	0	0	0	0	230,146
512000	Chairpersons	0	0	0	11,870	0	11,870
513000	Managerial/Professional	296,275	0	0	55,853	0	352,128
514000	Clerical/Technical/Service	258,779	0	0	55,430	0	314,209
517000	Supplemental Salaries & Wages	88,308	0	0	0	0	88,308
	SUBTOTAL NONFACULTY	873,508	0	0	123,153	0	996,661
	SUBTOTAL SALARIES & WAGES	2,717,889	0	0	123,153	0	2,841,042
519100	Retirement Contribution	22,971	0	0	6,897	0	29,868
519200	FICA Contribution	36,929	0	0	7,512	0	44,441
519300	Health Insurance Contribution	88,168	0	0	13,301	0	101,469
519400	Life Insurance Contribution	-81	0	0	123	0	42
519800	Workers Compensation	0	0	0	1,296	0	1,296
	SUBTOTAL BENEFITS	147,987	0	0	29,129	0	177,116
	TOTAL PERSONAL SERVICES	2,865,876	0	0	152,282	0	3,018,158
521000	Operating Expense	342,508	20,175,000	0	0	0	20,517,508
530000	Supplies & Materials	10,030	0	0	0	0	10,030
540000	Travel	6,581	0	0	0	0	6,581
550000	Capital Outlay	2,706	0	0	0	0	2,706
	TOTAL NET OPERATING EXPENSES	361,825	20,175,000	0	0	0	20,536,825
	SUB PROGRAM TOTAL	3,227,701	20,175,000	0	152,282	0	23,554,983

10/1/2010 4:25:35PM

EXPENDITURE SUMMARY
 2010-2011 GENERAL OPERATING BUDGET
 UNIVERSITY OF NEBRASKA MEDICAL CENTER

SUBPROGRAM #/NAME: 23 Student Aid

ACCOUNT	DESCRIPTION	DESIGNATED AND/OR RESTRICTED					TOTAL
		UNRESTRICTED	CASH	REVOLVING	FEDERAL	AUXILIARIES AND SERVICES	
		STATE AND UNIVERSITY GENERATED	0	0	0	0	352,135
	Operating Expense	352,135					352,135
	TOTAL NET OPERATING EXPENSES	352,135	0	0	0	0	352,135
	SUB PROGRAM TOTAL	352,135	0	0	0	0	352,135

10/1/2010 4:25:35PM

EXPENDITURE SUMMARY
2010-2011 GENERAL OPERATING BUDGET
UNIVERSITY OF NEBRASKA MEDICAL CENTER

SUBPROGRAM #/NAME: 24 International Programs

ACCOUNT	DESCRIPTION	DESIGNATED AND/OR RESTRICTED					TOTAL
		UNRESTRICTED	CASH	REVOLVING	FEDERAL	AUXILIARIES AND SERVICES	
		STATE AND UNIVERSITY GENERATED					10/1/2010 4:25:35PM
513000	Managerial/Professional	0	0	0	0	103,161	103,161
514000	Clerical/Technical/Service	0	0	0	0	28,501	28,501
	SUBTOTAL NONFACULTY	0	0	0	0	131,662	131,662
	SUBTOTAL SALARIES & WAGES	0	0	0	0	131,662	131,662
519100	Retirement Contribution	0	0	0	0	4,642	4,642
519200	FICA Contribution	0	0	0	0	4,849	4,849
519300	Health Insurance Contribution	0	0	0	0	8,253	8,253
519400	Life Insurance Contribution	0	0	0	0	103	103
519800	Workers Compensation	0	0	0	0	1,386	1,386
	SUBTOTAL BENEFITS	0	0	0	0	19,233	19,233
	TOTAL PERSONAL SERVICES	0	0	0	0	150,895	150,895
521000	Operating Expense	0	0	0	0	-383	-383
530000	Supplies & Materials	0	0	0	0	500	500
540000	Travel	0	0	0	0	1,190	1,190
	TOTAL NET OPERATING EXPENSES	0	0	0	0	1,307	1,307
	SUB PROGRAM TOTAL	0	0	0	0	152,202	152,202

EXPENDITURE SUMMARY
2010-2011 GENERAL OPERATING BUDGET
UNIVERSITY OF NEBRASKA MEDICAL CENTER

SUBPROGRAM #/NAME: 25 Instruction Budget Adjustments

ACCOUNT	DESCRIPTION	DESIGNATED AND/OR RESTRICTED					TOTAL
		UNRESTRICTED	CASH	REVOLVING	FEDERAL	AUXILIARIES AND SERVICES	
	STATE AND UNIVERSITY GENERATED	1,503,499	0	0	0	0	1,503,499
	Assistant Professor	2,177,176	0	0	0	0	2,177,176
	Other	3,680,675	0	0	0	0	3,680,675
	SUBTOTAL FACULTY	65,171	0	0	0	0	65,171
512100	Other Administrators	1,895	0	0	0	0	1,895
513000	Managerial/Professional	112,461	0	0	0	0	112,461
514000	Clerical/Technical/Service	8,517	0	0	0	0	8,517
515000	Other Academic	188,044	0	0	0	0	188,044
	SUBTOTAL NONFACULTY	3,868,719	0	0	0	0	3,868,719
	SUBTOTAL SALARIES & WAGES	1,179,128	0	0	0	0	1,179,128
519100	Retirement Contribution	-1,168,089	0	0	0	0	-1,168,089
519200	FICA Contribution	-285,875	0	0	0	0	-285,875
519300	Health Insurance Contribution	227,097	0	0	0	0	227,097
519400	Life Insurance Contribution	-47,739	0	0	0	0	-47,739
	SUBTOTAL BENEFITS	3,820,980	0	0	0	0	3,820,980
	TOTAL PERSONAL SERVICES	193,485	0	0	0	0	193,485
521000	Operating Expense	193,485	0	0	0	0	193,485
	TOTAL NET OPERATING EXPENSES	4,014,465	0	0	0	0	4,014,465
	SUB PROGRAM TOTAL		0	0	0	0	0

10/1/2010 4:25:35PM

EXPENDITURE SUMMARY
 2010-2011 GENERAL OPERATING BUDGET
 UNIVERSITY OF NEBRASKA MEDICAL CENTER

SUBPROGRAM #/NAME: 26 Continuing Studies and Public Services

DESIGNATED AND/OR RESTRICTED

UNRESTRICTED

10/1/2010 4:25:35PM

ACCOUNT	DESCRIPTION	STATE AND UNIVERSITY GENERATED	CASH	REVOLVING	FEDERAL	AUXILIARIES AND SERVICES	TRUST	TOTAL
511000	FACULTY							
	Professor	0	0	60,350	0	0	0	60,350
	Other	0	0	0	0	0	0	0
	SUBTOTAL FACULTY	0	0	60,350	0	0	0	60,350
512100	Other Administrators	0	0	1,500	0	0	0	1,500
512000	Chairpersons	0	0	0	0	0	0	0
513000	Managerial/Professional	0	0	755,930	0	0	0	755,930
514000	Clerical/Technical/Service	0	0	368,305	0	0	0	368,305
	SUBTOTAL NONFACULTY	0	0	1,125,735	0	0	0	1,125,735
	SUBTOTAL SALARIES & WAGES	0	0	1,186,085	0	0	0	1,186,085
519100	Retirement Contribution	0	0	73,351	0	0	0	73,351
519200	FICA Contribution	0	0	75,507	0	0	0	75,507
519300	Health Insurance Contribution	0	0	127,285	0	0	0	127,285
519400	Life Insurance Contribution	0	0	1,079	0	0	0	1,079
519800	Workers Compensation	0	0	12,486	0	0	0	12,486
	SUBTOTAL BENEFITS	0	0	289,708	0	0	0	289,708
	TOTAL PERSONAL SERVICES	0	0	1,475,793	0	0	0	1,475,793
521000	Operating Expense	0	0	5,096,407	0	0	0	5,096,407
530000	Supplies & Materials	0	0	383,500	0	0	0	383,500
540000	Travel	0	0	57,900	0	0	0	57,900
	TOTAL NET OPERATING EXPENSES	0	0	5,537,807	0	0	0	5,537,807
	SUB PROGRAM TOTAL	0	0	7,013,600	0	0	0	7,013,600

EXPENDITURE SUMMARY
2010-2011 GENERAL OPERATING BUDGET
UNIVERSITY OF NEBRASKA MEDICAL CENTER

SUBPROGRAM #/NAME:	29	Academic Computing Support	DESIGNATED AND/OR RESTRICTED					10/1/2010	4:25:35PM
			UNRESTRICTED	CASH	REVOLVING	FEDERAL	AUXILIARIES AND SERVICES		
ACCOUNT	DESCRIPTION	STATE AND UNIVERSITY GENERATED	CASH	REVOLVING	FEDERAL	AUXILIARIES AND SERVICES	TRUST	TOTAL	
512100	Other Administrators	0	0	0	0	120,683	0	120,683	
513000	Managerial/Professional	893,813	0	0	0	2,382,574	0	3,276,387	
514000	Clerical/Technical/Service	131,584	0	0	0	1,156,501	0	1,288,085	
517000	Supplemental Salaries & Wages	0	0	0	0	8,000	0	8,000	
	SUBTOTAL NONFACULTY	1,025,397	0	0	0	3,667,758	0	4,693,155	
	SUBTOTAL SALARIES & WAGES	1,025,397	0	0	0	3,667,758	0	4,693,155	
519100	Retirement Contribution	58,300	0	0	0	157,082	0	215,382	
519200	FICA Contribution	68,168	0	0	0	164,064	0	232,232	
519300	Health Insurance Contribution	103,149	0	0	0	279,257	0	382,406	
519400	Life Insurance Contribution	897	0	0	0	3,491	0	4,388	
519800	Workers Compensation	0	0	0	0	38,610	0	38,610	
	SUBTOTAL BENEFITS	230,514	0	0	0	642,504	0	873,018	
	TOTAL PERSONAL SERVICES	1,255,911	0	0	0	4,310,262	0	5,566,173	
521000	Operating Expense	636,248	0	0	0	1,952,441	0	2,588,689	
530000	Supplies & Materials	0	0	0	0	195,868	0	195,868	
540000	Travel	0	0	0	0	31,500	0	31,500	
	TOTAL NET OPERATING EXPENSES	636,248	0	0	0	2,179,809	0	2,816,057	
	SUB PROGRAM TOTAL	1,892,159	0	0	0	6,490,071	0	8,382,230	

EXPENDITURE SUMMARY
 2010-2011 GENERAL OPERATING BUDGET
 UNIVERSITY OF NEBRASKA MEDICAL CENTER

SUBPROGRAM #/NAME: 30 Rural Health Education Network

ACCOUNT	DESCRIPTION	DESIGNATED AND/OR RESTRICTED					TOTAL
		UNRESTRICTED	CASH	REVOLVING	FEDERAL	AUXILIARIES AND SERVICES	
513000	Managerial/Professional	39,368	0	0	0	0	39,368
	SUBTOTAL NONFACULTY	39,368	0	0	0	0	39,368
	SUBTOTAL SALARIES & WAGES	39,368	0	0	0	0	39,368
519100	Retirement Contribution	0	0	0	0	0	0
519200	FICA Contribution	0	0	0	0	0	0
519300	Health Insurance Contribution	0	0	0	0	0	0
519400	Life Insurance Contribution	0	0	0	0	0	0
	SUBTOTAL BENEFITS	0	0	0	0	0	0
	TOTAL PERSONAL SERVICES	39,368	0	0	0	0	39,368
	SUB PROGRAM TOTAL	39,368	0	0	0	0	39,368

10/1/2010 4:25:35PM

EXPENDITURE SUMMARY
 2010-2011 GENERAL OPERATING BUDGET
 UNIVERSITY OF NEBRASKA MEDICAL CENTER

SUBPROGRAM #/NAME: 32 Research Initiative

ACCOUNT	DESCRIPTION	DESIGNATED AND/OR RESTRICTED				TOTAL
		UNRESTRICTED	CASH	REVOLVING	FEDERAL	
	Associate Professor	0	0	0	0	0
	Assistant Professor	0	0	0	0	0
	SUBTOTAL FACULTY	0	0	0	0	0
513000	Managerial/Professional	0	0	0	0	0
514000	Clerical/Technical/Service	0	0	0	0	0
515000	Other Academic	0	0	0	0	0
	SUBTOTAL NONFACULTY	0	0	0	0	0
	SUBTOTAL SALARIES & WAGES	0	0	0	0	0
519100	Retirement Contribution	0	0	0	0	0
519200	FICA Contribution	0	0	0	0	0
519300	Health Insurance Contribution	0	0	0	0	0
519400	Life Insurance Contribution	0	0	0	0	0
	SUBTOTAL BENEFITS	0	0	0	0	0
	TOTAL PERSONAL SERVICES	0	0	0	0	0
521000	Operating Expense	0	0	0	0	0
530000	Supplies & Materials	0	0	0	0	0
	TOTAL NET OPERATING EXPENSES	0	0	0	0	0
	SUB PROGRAM TOTAL	0	0	0	0	0

10/1/2010 4:25:35PM

EXPENDITURE SUMMARY
2010-2011 GENERAL OPERATING BUDGET
UNIVERSITY OF NEBRASKA MEDICAL CENTER

SUBPROGRAM #/NAME: 33 Physical Plant Administration

ACCOUNT	DESCRIPTION	DESIGNATED AND/OR RESTRICTED					TOTAL
		UNRESTRICTED	CASH	REVOLVING	FEDERAL	AUXILIARIES AND SERVICES	
		STATE AND UNIVERSITY GENERATED				TRUST	
512100	Other Administrators	149,894	0	0	0	0	149,894
513000	Managerial/Professional	1,646,768	0	0	0	2,017,982	3,664,750
514000	Clerical/Technical/Service	3,089,019	0	0	0	3,834,132	6,923,151
516000	Student Wages	46,740	0	0	0	34,106	80,846
517000	Supplemental Salaries & Wages	174,836	0	0	0	0	174,836
	SUBTOTAL NONFACULTY	5,107,257	0	0	0	5,886,220	10,993,477
	SUBTOTAL SALARIES & WAGES	5,107,257	0	0	0	5,886,220	10,993,477
519100	Retirement Contribution	213,938	0	0	0	243,696	457,634
519200	FICA Contribution	314,126	0	0	0	254,531	568,657
519300	Health Insurance Contribution	697,871	0	0	0	433,239	1,131,110
519400	Life Insurance Contribution	-1,372	0	0	0	5,417	4,045
519800	Workers Compensation	0	0	0	0	61,968	61,968
	SUBTOTAL BENEFITS	1,224,563	0	0	0	998,851	2,223,414
	TOTAL PERSONAL SERVICES	6,331,820	0	0	0	6,885,071	13,216,891
521000	Operating Expense	1,135,256	0	0	0	437,027	1,572,283
529000	Utilities	10,644,814	0	0	0	0	10,644,814
530000	Supplies & Materials	343,438	0	0	0	184,978	528,416
540000	Travel	25,509	0	0	0	0	25,509
550000	Capital Outlay	23,686	0	0	0	0	23,686
	TOTAL NET OPERATING EXPENSES	12,172,703	0	0	0	622,005	12,794,708
	SUB PROGRAM TOTAL	18,504,523	0	0	0	7,507,076	26,011,599

10/1/2010 4:25:35PM

EXPENDITURE SUMMARY
 2010-2011 GENERAL OPERATING BUDGET
 UNIVERSITY OF NEBRASKA MEDICAL CENTER

SUBPROGRAM #/NAME: 38 Other Plant Operations & Maintenance

ACCOUNT	DESCRIPTION	DESIGNATED AND/OR RESTRICTED					TOTAL
		UNRESTRICTED	CASH	REVOLVING	FEDERAL	AUXILIARIES AND SERVICES	
		STATE AND UNIVERSITY GENERATED					
513000	Managerial/Professional	140,182	0	0	0	0	140,182
514000	Clerical/Technical/Service	2,345,716	0	0	0	0	2,345,716
	SUBTOTAL NONFACULTY	2,485,898	0	0	0	0	2,485,898
	SUBTOTAL SALARIES & WAGES	2,485,898	0	0	0	0	2,485,898
519100	Retirement Contribution	190,701	0	0	0	0	190,701
519200	FICA Contribution	212,305	0	0	0	0	212,305
519300	Health Insurance Contribution	303,923	0	0	0	0	303,923
519400	Life Insurance Contribution	1,552	0	0	0	0	1,552
	SUBTOTAL BENEFITS	708,481	0	0	0	0	708,481
	TOTAL PERSONAL SERVICES	3,194,379	0	0	0	0	3,194,379
521000	Operating Expense	19,251	0	0	0	0	19,251
530000	Supplies & Materials	0	0	0	0	0	0
540000	Travel	0	0	0	0	0	0
550000	Capital Outlay	0	0	0	0	0	0
	TOTAL NET OPERATING EXPENSES	19,251	0	0	0	0	19,251
	SUB PROGRAM TOTAL	3,213,630	0	0	0	0	3,213,630

10/1/2010 4:25:35PM

EXPENDITURE SUMMARY
2010-2011 GENERAL OPERATING BUDGET
UNIVERSITY OF NEBRASKA MEDICAL CENTER

SUBPROGRAM #/NAME: 42 Student Services

ACCOUNT	DESCRIPTION	UNRESTRICTED					DESIGNATED AND/OR RESTRICTED					TOTAL
		STATE AND UNIVERSITY GENERATED	CASH	REVOLVING	FEDERAL	AUXILIARIES AND SERVICES	TRUST					
	Associate Professor	78,572	0	0	0	74,405	0	0	0	152,977		
	Assistant Professor	0	0	0	0	36,333	0	0	0	36,333		
	SUBTOTAL FACULTY	78,572	0	0	0	110,738	0	0	0	189,310		
512100	Other Administrators	123,912	0	0	0	0	0	0	0	123,912		
513000	Managerial/Professional	645,868	0	0	0	35,603	0	0	0	681,471		
514000	Clerical/Technical/Service	222,403	0	0	0	66,328	0	0	60,383	349,114		
516000	Student Wages	1,000	0	0	0	0	0	0	0	1,000		
	SUBTOTAL NONFACULTY	993,183	0	0	0	101,931	0	0	60,383	1,155,497		
	SUBTOTAL SALARIES & WAGES	1,071,755	0	0	0	212,669	0	0	60,383	1,344,807		
519100	Retirement Contribution	67,266	0	0	0	9,539	0	0	4,227	81,032		
519200	FICA Contribution	78,653	0	0	0	9,963	0	0	4,468	93,084		
519300	Health Insurance Contribution	119,013	0	0	0	16,959	0	0	6,642	142,614		
519400	Life Insurance Contribution	1,035	0	0	0	212	0	0	60	1,307		
519800	Workers Compensation	0	0	0	0	2,238	0	0	636	2,874		
	SUBTOTAL BENEFITS	265,967	0	0	0	38,911	0	0	16,033	320,911		
	TOTAL PERSONAL SERVICES	1,337,722	0	0	0	251,580	0	0	76,416	1,665,718		
521000	Operating Expense	159,774	0	0	0	0	0	0	0	159,774		
530000	Supplies & Materials	26,742	0	0	0	0	0	0	0	26,742		
540000	Travel	5,451	0	0	0	0	0	0	0	5,451		
560000	Government Aid	0	0	0	0	550,000	0	0	0	550,000		
	TOTAL NET OPERATING EXPENSES	191,967	0	0	0	550,000	0	0	0	741,967		
	SUB PROGRAM TOTAL	1,529,689	0	0	0	251,580	0	0	76,416	2,407,685		

10/1/2010 4:25:35PM

EXPENDITURE SUMMARY
2010-2011 GENERAL OPERATING BUDGET
UNIVERSITY OF NEBRASKA MEDICAL CENTER

SUBPROGRAM #/NAME: 43 Business and Finance

ACCOUNT	DESCRIPTION	DESIGNATED AND/OR RESTRICTED					TOTAL
		STATE AND UNIVERSITY GENERATED	CASH	REVOLVING	FEDERAL	AUXILIARIES AND SERVICES	
		723,328	0	0	0	10,226	733,554
512100	Other Administrators						
513000	Managerial/Professional	5,911,398	199,848	0	0	1,986,458	8,097,704
514000	Clerical/Technical/Service	1,517,527	63,478	0	0	1,530,275	3,111,280
516000	Student Wages	457	0	0	0	15,569	16,026
517000	Supplemental Salaries & Wages	5,288	0	0	0	11,110	16,398
	SUBTOTAL NONFACULTY	8,157,998	263,326	0	0	3,553,638	11,974,962
	SUBTOTAL SALARIES & WAGES	8,157,998	263,326	0	0	3,553,638	11,974,962
519100	Retirement Contribution	356,225	29,204	0	0	156,429	541,858
519200	FICA Contribution	434,360	34,147	0	0	163,382	631,889
519300	Health Insurance Contribution	714,486	51,669	0	0	278,092	1,044,247
519400	Life Insurance Contribution	4,709	449	0	0	3,477	8,635
519800	Workers Compensation	0	0	0	0	37,546	37,546
	SUBTOTAL BENEFITS	1,509,780	115,469	0	0	638,926	2,264,175
	TOTAL PERSONAL SERVICES	9,667,778	378,795	0	0	4,192,564	14,239,137
521000	Operating Expense	942,643	-552,093	0	0	1,112,379	1,502,929
530000	Supplies & Materials	102,795	3,090	0	0	3,293,219	3,399,104
540000	Travel	18,008	2,266	0	0	35,670	55,944
550000	Capital Outlay	4,258	0	0	0	42,000	46,258
570000	Cost of Goods Sold	0	0	0	0	575,000	575,000
	TOTAL NET OPERATING EXPENSES	1,067,704	-546,737	0	0	5,058,268	5,579,235
	SUB PROGRAM TOTAL	10,735,482	-167,942	0	0	9,250,832	19,818,372

10/1/2010 4:25:35PM

EXPENDITURE SUMMARY
2010-2011 GENERAL OPERATING BUDGET
UNIVERSITY OF NEBRASKA MEDICAL CENTER

SUBPROGRAM #/NAME: 44 General Expense

ACCOUNT	DESCRIPTION	DESIGNATED AND/OR RESTRICTED					TOTAL
		UNRESTRICTED	CASH	REVOLVING	FEDERAL	AUXILIARIES AND SERVICES	
		10/1/2010					4:25:35PM
		STATE AND UNIVERSITY GENERATED					
511000	FACULTY						
	Professor	14,509	0	0	0	0	14,509
	Other	-14,509	0	0	0	0	-14,509
	SUBTOTAL FACULTY	0	0	0	0	0	0
512100	Other Administrators	0	0	0	0	0	0
513000	Managerial/Professional	498,200	0	0	0	258,749	756,949
514000	Clerical/Technical/Service	107,386	0	0	0	39,662	147,048
516000	Student Wages	40	0	0	0	0	40
	SUBTOTAL NONFACULTY	605,626	0	0	0	298,411	904,037
	SUBTOTAL SALARIES & WAGES	605,626	0	0	0	298,411	904,037
519100	Retirement Contribution	60,785	0	0	0	10,747	71,532
519200	FICA Contribution	71,072	0	0	0	11,224	82,296
519300	Health Insurance Contribution	107,543	0	0	0	19,105	126,648
519400	Life Insurance Contribution	935	0	0	0	239	1,174
519800	Workers Compensation	576,833	0	0	0	3,142	579,975
	SUBTOTAL BENEFITS	817,168	0	0	0	44,457	861,625
	TOTAL PERSONAL SERVICES	1,422,794	0	0	0	342,868	1,765,662
521000	Operating Expense	1,706,508	0	0	0	69,390	1,775,898
530000	Supplies & Materials	5,000	0	0	0	0	5,000
540000	Travel	2,000	0	0	0	0	2,000
550000	Capital Outlay	530	0	0	0	0	530
	TOTAL NET OPERATING EXPENSES	1,714,038	0	0	0	69,390	1,783,428
	SUB PROGRAM TOTAL	3,136,832	0	0	0	412,258	3,549,090

EXPENDITURE SUMMARY
2010-2011 GENERAL OPERATING BUDGET
UNIVERSITY OF NEBRASKA MEDICAL CENTER

SUBPROGRAM #/NAME: 51 College of Medicine

ACCOUNT	DESCRIPTION	DESIGNATED AND/OR RESTRICTED					TOTAL
		UNRESTRICTED		TRUST			
		STATE AND UNIVERSITY GENERATED	CASH	REVOLVING	FEDERAL	AUXILIARIES AND SERVICES	
10/1/2010 4:25:35PM							
511000	FACULTY						
	Professor	4,851,588	0	0	1,796,938	0	3,119,439
	Associate Professor	1,108,038	0	0	399,474	17,572	1,444,498
	Assistant Professor	1,381,077	0	0	638,962	148,109	1,504,364
	Instructor	180,455	0	0	327,601	0	140,769
	Other	104,915	0	0	0	0	15,000
	SUBTOTAL FACULTY	7,626,073	0	0	3,162,975	165,681	6,224,070
512100	Other Administrators	324,058	0	0	0	163,181	521,704
512000	Chairpersons	331,311	0	0	163,536	0	675,351
513000	Managerial/Professional	980,775	0	0	1,367,062	761,931	5,635,292
514000	Clerical/Technical/Service	578,689	0	0	316,600	663,901	939,672
515000	Other Academic	9,918,274	0	0	1,584,509	0	490,884
516000	Student Wages	0	0	0	0	14,831	14,831
517000	Supplemental Salaries & Wages	-15,000	0	0	0	0	-15,000
	SUBTOTAL NONFACULTY	12,118,107	0	0	3,431,707	1,603,844	8,262,903
	SUBTOTAL SALARIES & WAGES	19,744,180	0	0	6,594,682	1,769,525	14,486,973
519100	Retirement Contribution	337,527	0	0	369,304	75,118	1,015,140
519200	FICA Contribution	-845,471	0	0	402,275	78,456	1,073,147
519300	Health Insurance Contribution	3,974,225	0	0	712,226	133,542	1,595,213
519400	Life Insurance Contribution	5,191	0	0	6,596	1,670	14,503
519800	Workers Compensation	0	0	0	69,190	18,628	152,946
	SUBTOTAL BENEFITS	3,471,472	0	0	1,559,591	307,414	3,850,949
	TOTAL PERSONAL SERVICES	23,215,652	0	0	8,154,273	2,076,939	18,337,922
521000	Operating Expense	315,708	0	0	0	509,000	1,273,601
530000	Supplies & Materials	27,906	0	0	0	275,000	0
540000	Travel	0	0	0	0	16,000	0
	TOTAL NET OPERATING EXPENSES	343,614	0	0	0	800,000	1,273,601
	SUB PROGRAM TOTAL	23,559,266	0	0	8,154,273	2,876,939	19,611,523

EXPENDITURE SUMMARY
2010-2011 GENERAL OPERATING BUDGET
UNIVERSITY OF NEBRASKA MEDICAL CENTER

SUBPROGRAM #/NAME: 52 College of Medicine

ACCOUNT	DESCRIPTION	DESIGNATED AND/OR RESTRICTED						TOTAL	
		UNRESTRICTED		TRUST					
		STATE AND UNIVERSITY GENERATED	CASH	REVOLVING	FEDERAL	AUXILIARIES AND SERVICES			
511000	FACULTY								10/1/2010 4:25:35PM
	Professor	3,660,595	0	0	1,001,510	0	0	1,488,459	6,150,564
	Associate Professor	3,622,082	0	0	345,805	0	0	1,892,529	5,862,459
	Assistant Professor	3,480,634	0	0	656,142	0	0	5,908,412	10,047,659
	Instructor	99,556	0	0	0	0	0	352,610	452,166
	Other	-370,400	0	0	0	0	0	5,000	-365,400
	SUBTOTAL FACULTY	10,492,467	0	0	2,003,457	0	0	9,647,010	22,147,448
512100	Other Administrators	140,882	0	0	8,135	0	0	52,708	201,725
512000	Chairpersons	612,553	0	0	0	0	0	0	612,553
513000	Managerial/Professional	1,716,998	0	0	1,184,588	0	0	8,529,048	11,430,634
514000	Clerical/Technical/Service	659,616	0	0	97,147	0	0	3,137,825	3,894,588
515000	Other Academic	0	0	0	358,189	0	0	360,550	718,739
517000	Supplemental Salaries & Wages	0	0	0	0	0	0	0	0
	SUBTOTAL NONFACULTY	3,130,049	0	0	1,648,059	0	0	12,080,131	16,858,239
	SUBTOTAL SALARIES & WAGES	13,622,516	0	0	3,651,516	0	0	21,727,141	39,005,687
519100	Retirement Contribution	788,424	0	0	204,486	0	0	1,514,601	2,507,714
519200	FICA Contribution	921,846	0	0	222,741	0	0	1,601,151	2,745,950
519300	Health Insurance Contribution	1,394,900	0	0	394,363	0	0	2,380,089	4,169,713
519400	Life Insurance Contribution	12,126	0	0	3,656	0	0	21,643	37,430
519800	Workers Compensation	0	0	0	38,602	0	0	223,162	261,812
	SUBTOTAL BENEFITS	3,117,296	0	0	863,848	0	0	5,740,646	9,722,619
	TOTAL PERSONAL SERVICES	16,739,812	0	0	4,515,364	0	0	27,467,787	48,728,306
	SUB PROGRAM TOTAL	16,739,812	0	0	4,515,364	0	0	27,467,787	48,728,306

EXPENDITURE SUMMARY
2010-2011 GENERAL OPERATING BUDGET
UNIVERSITY OF NEBRASKA MEDICAL CENTER

SUBPROGRAM #/NAME: 53 College of Medicine

ACCOUNT	DESCRIPTION	DESIGNATED AND/OR RESTRICTED					TOTAL
		UNRESTRICTED	CASH	REVOLVING	FEDERAL	AUXILIARIES AND SERVICES	
511000 FACULTY							
	Professor	4,736,269	0	0	693,906	0	3,356,091
	Associate Professor	2,265,945	0	0	396,700	3,145	3,444,326
	Assistant Professor	2,615,292	0	0	440,870	15,309	5,971,846
	Instructor	231,128	0	0	166,408	0	645,770
	Other	60,815	0	0	0	0	94,490
	SUBTOTAL FACULTY	9,909,449	0	0	1,697,884	18,454	13,512,523
512100	Other Administrators	68,750	0	0	91,169	0	54,032
512000	Chairpersons	523,804	0	0	0	0	129,550
513000	Managerial/Professional	1,668,518	0	0	1,214,913	279,631	6,602,196
514000	Clerical/Technical/Service	1,761,599	0	0	211,805	121,134	2,325,140
515000	Other Academic	163,656	0	0	555,465	19,240	395,545
517000	Supplemental Salaries & Wages	0	0	0	0	0	0
	SUBTOTAL NONFACULTY	4,186,327	0	0	2,073,352	420,005	9,506,463
	SUBTOTAL SALARIES & WAGES	14,095,776	0	0	3,771,236	438,459	23,018,986
519100	Retirement Contribution	963,439	0	0	211,189	19,731	1,611,332
519200	FICA Contribution	1,090,572	0	0	230,049	20,609	1,703,407
519300	Health Insurance Contribution	1,633,624	0	0	407,298	35,077	2,532,086
519400	Life Insurance Contribution	112,173	0	0	3,772	440	23,024
519800	Workers Compensation	0	0	0	39,910	4,616	236,136
	SUBTOTAL BENEFITS	3,799,808	0	0	892,218	80,473	6,105,985
	TOTAL PERSONAL SERVICES	17,895,584	0	0	4,663,454	518,932	29,124,971
521000	Operating Expense	846,230	0	0	0	0	846,230
540000	Travel	0	0	0	0	0	0
550000	Capital Outlay	0	0	0	0	0	0
	TOTAL NET OPERATING EXPENSES	846,230	0	0	0	0	846,230
	SUB PROGRAM TOTAL	18,741,814	0	0	4,663,454	518,932	29,124,971

10/1/2010 4:25:35PM

EXPENDITURE SUMMARY
2010-2011 GENERAL OPERATING BUDGET
UNIVERSITY OF NEBRASKA MEDICAL CENTER

SUBPROGRAM #/NAME: 54 College of Public Health

ACCOUNT	DESCRIPTION	DESIGNATED AND/OR RESTRICTED					TOTAL
		UNRESTRICTED	CASH	REVOLVING	FEDERAL	AUXILIARIES AND SERVICES	
		10/1/2010					4:25:35PM
		STATE AND UNIVERSITY GENERATED					
511000 FACULTY	Professor	910,870	0	0	26,841	0	628,433
	Associate Professor	1,029,600	0	0	22,313	72,510	397,468
	Assistant Professor	1,170,517	0	0	68,850	0	431,383
	Instructor	84,339	0	0	0	0	27,818
	Other	-886,666	0	0	0	0	-886,666
	SUBTOTAL FACULTY	2,308,660	0	0	118,004	72,510	1,485,102
512100	Other Administrators	268,400	0	0	0	0	104,250
512000	Chairpersons	27,925	0	0	0	0	27,925
513000	Managerial/Professional	862,117	0	0	116,302	244,249	1,330,657
514000	Clerical/Technical/Service	511,423	0	0	17,380	589,300	233,025
515000	Other Academic	39,955	0	0	63,024	0	13,319
	SUBTOTAL NONFACULTY	1,709,820	0	0	196,706	833,549	1,681,251
	SUBTOTAL SALARIES & WAGES	4,018,480	0	0	314,710	906,059	3,166,353
519100	Retirement Contribution	293,721	0	0	17,591	40,772	204,204
519200	FICA Contribution	343,428	0	0	19,159	42,584	215,875
519300	Health Insurance Contribution	519,658	0	0	33,920	72,485	320,891
519400	Life Insurance Contribution	4,517	0	0	315	906	2,916
519800	Workers Compensation	0	0	0	3,306	9,538	31,290
	SUBTOTAL BENEFITS	1,161,324	0	0	74,291	166,285	775,176
	TOTAL PERSONAL SERVICES	5,179,804	0	0	389,001	1,072,344	3,941,529
521000	Operating Expense	121,026	0	0	0	0	121,026
530000	Supplies & Materials	7,000	0	0	0	0	7,000
540000	Travel	6,000	0	0	0	0	6,000
	TOTAL NET OPERATING EXPENSES	134,026	0	0	0	0	134,026
	SUB PROGRAM TOTAL	5,313,830	0	0	389,001	1,072,344	3,941,529

EXPENDITURE SUMMARY
2010-2011 GENERAL OPERATING BUDGET
UNIVERSITY OF NEBRASKA MEDICAL CENTER

SUBPROGRAM #/NAME: 56 Dental Clinic

ACCOUNT	DESCRIPTION	DESIGNATED AND/OR RESTRICTED				TOTAL
		UNRESTRICTED	CASH	REVOLVING	FEDERAL	
511000 FACULTY						
	Professor	0	13,080	0	0	13,080
	Associate Professor	0	4,160	0	0	4,160
	Assistant Professor	0	256,683	0	0	256,683
	Instructor	0	162,474	0	0	164,934
	Other	0	0	0	0	0
	SUBTOTAL FACULTY	0	436,397	0	0	438,857
512100	Other Administrators	0	0	0	0	3,750
513000	Managerial/Professional	0	743,964	0	0	752,956
514000	Clerical/Technical/Service	0	2,024,583	0	0	2,063,481
515000	Other Academic	0	40,000	0	0	40,000
	SUBTOTAL NONFACULTY	0	2,808,547	0	0	2,860,187
	SUBTOTAL SALARIES & WAGES	0	3,244,944	0	0	3,299,044
519100	Retirement Contribution	0	203,811	0	0	206,246
519200	FICA Contribution	0	238,301	0	0	240,844
519300	Health Insurance Contribution	0	360,587	0	0	364,915
519400	Life Insurance Contribution	0	3,135	0	0	3,189
519800	Workers Compensation	0	0	0	0	570
	SUBTOTAL BENEFITS	0	805,834	0	0	815,764
	TOTAL PERSONAL SERVICES	0	4,050,778	0	0	4,114,808
521000	Operating Expense	0	732,341	0	0	732,341
530000	Supplies & Materials	0	1,066,881	0	0	1,066,881
	TOTAL NET OPERATING EXPENSES	0	1,799,222	0	0	1,799,222
	SUB PROGRAM TOTAL	0	5,850,000	0	0	5,914,030

10/1/2010 4:25:35PM

EXPENDITURE SUMMARY
 2010-2011 GENERAL OPERATING BUDGET
 UNIVERSITY OF NEBRASKA MEDICAL CENTER

SUBPROGRAM #/NAME: 57 Tobacco Fund Research

		UNRESTRICTED				DESIGNATED AND/OR RESTRICTED				10/1/2010	4:25:35PM
ACCOUNT	DESCRIPTION	STATE AND UNIVERSITY GENERATED	CASH	REVOLVING	FEDERAL	AUXILIARIES AND SERVICES	TRUST	TOTAL			
511000	FACULTY										
	Professor	0	0	0	0	0	0	0	0	0	
	Associate Professor	0	0	0	0	0	0	0	0	0	
	Assistant Professor	0	1,815,166	0	0	0	0	1,815,166	0	1,815,166	
	Instructor	0	0	0	0	0	0	0	0	0	
	SUBTOTAL FACULTY	0	1,815,166	0	0	0	0	1,815,166	0	1,815,166	
513000	Managerial/Professional	0	2,071,802	0	0	0	0	2,071,802	0	2,071,802	
514000	Clerical/Technical/Service	0	502,144	0	0	0	0	502,144	0	502,144	
515000	Other Academic	0	902,292	0	0	0	0	902,292	0	902,292	
	SUBTOTAL NONFACULTY	0	3,476,238	0	0	0	0	3,476,238	0	3,476,238	
	SUBTOTAL SALARIES & WAGES	0	5,291,404	0	0	0	0	5,291,404	0	5,291,404	
519100	Retirement Contribution	0	206,697	0	0	0	0	206,697	0	206,697	
519200	FICA Contribution	0	280,717	0	0	0	0	280,717	0	280,717	
519300	Health Insurance Contribution	0	365,406	0	0	0	0	365,406	0	365,406	
519400	Life Insurance Contribution	0	3,157	0	0	0	0	3,157	0	3,157	
519800	Workers Compensation	0	22,486	0	0	0	0	22,486	0	22,486	
	SUBTOTAL BENEFITS	0	878,463	0	0	0	0	878,463	0	878,463	
	TOTAL PERSONAL SERVICES	0	6,169,867	0	0	0	0	6,169,867	0	6,169,867	
521000	Operating Expense	0	4,840,133	0	0	0	0	4,840,133	0	4,840,133	
	TOTAL NET OPERATING EXPENSES	0	4,840,133	0	0	0	0	4,840,133	0	4,840,133	
	SUB PROGRAM TOTAL	0	11,010,000	0	0	0	0	11,010,000	0	11,010,000	

EXPENDITURE SUMMARY
2010-2011 GENERAL OPERATING BUDGET
UNIVERSITY OF NEBRASKA MEDICAL CENTER

SUBPROGRAM #/NAME:	71 UNMC/Eppley Center Cancer Research & Care	DESIGNATED AND/OR RESTRICTED					10/1/2010	4:25:35PM
		UNRESTRICTED	CASH	REVOLVING	FEDERAL	AUXILIARIES AND SERVICES		
ACCOUNT	DESCRIPTION	STATE AND UNIVERSITY GENERATED						
511000	FACULTY							
	Professor	86,226	0	0	0	0	57,049	143,275
	Associate Professor	70,461	0	0	0	0	33,625	104,086
	Assistant Professor	0	0	0	0	0	1,659	1,659
	Instructor	0	0	0	0	0	13,076	13,076
	Other	0	0	0	0	0	0	0
	SUBTOTAL FACULTY	156,687	0	0	0	0	105,409	262,096
512100	Other Administrators	115,494	0	0	0	0	40,000	155,494
512000	Chairpersons	0	0	0	0	0	0	0
513000	Managerial/Professional	67,223	0	0	0	0	427,317	494,540
514000	Clerical/Technical/Service	0	0	0	0	0	121,249	121,249
515000	Other Academic	0	0	0	0	0	38,827	38,827
	SUBTOTAL NONFACULTY	182,717	0	0	0	0	627,393	810,110
	SUBTOTAL SALARIES & WAGES	339,404	0	0	0	0	732,802	1,072,206
519100	Retirement Contribution	0	0	0	0	0	51,298	51,298
519200	FICA Contribution	0	0	0	0	0	54,227	54,227
519300	Health Insurance Contribution	0	0	0	0	0	80,607	80,607
519400	Life Insurance Contribution	0	0	0	0	0	731	731
519800	Workers Compensation	0	0	0	0	0	7,718	7,718
	SUBTOTAL BENEFITS	0	0	0	0	0	194,581	194,581
	TOTAL PERSONAL SERVICES	339,404	0	0	0	0	927,383	1,266,787
	SUB PROGRAM TOTAL	339,404	0	0	0	0	927,383	1,266,787

EXPENDITURE SUMMARY
 2010-2011 GENERAL OPERATING BUDGET
 UNIVERSITY OF NEBRASKA MEDICAL CENTER

SUBPROGRAM #/NAME: 81 Primary Care Joint Venture

ACCOUNT	DESCRIPTION	DESIGNATED AND/OR RESTRICTED					TOTAL
		UNRESTRICTED	CASH	REVOLVING	FEDERAL	AUXILIARIES AND SERVICES	
511000 FACULTY							
	Professor	0	67,322	0	0	0	67,322
	Associate Professor	0	1,314,220	0	0	0	1,314,220
	Assistant Professor	0	2,190,624	0	0	0	2,190,624
	Other	0	700,000	0	0	0	700,000
	SUBTOTAL FACULTY	0	4,272,166	0	0	0	4,272,166
	Other Administrators	0	0	0	0	0	0
512100	Chairpersons	0	3,752	0	0	0	3,752
512000	Managerial/Professional	0	560,560	0	0	0	560,560
513000	Supplemental Salaries & Wages	0	0	0	0	0	0
517000		0	0	0	0	0	0
	SUBTOTAL NONFACULTY	0	564,312	0	0	0	564,312
	SUBTOTAL SALARIES & WAGES	0	4,836,478	0	0	0	4,836,478
519100	Retirement Contribution	0	150,169	0	0	0	150,169
519200	FICA Contribution	0	175,582	0	0	0	175,582
519300	Health Insurance Contribution	0	265,687	0	0	0	265,687
519400	Life Insurance Contribution	0	2,311	0	0	0	2,311
	SUBTOTAL BENEFITS	0	593,749	0	0	0	593,749
	TOTAL PERSONAL SERVICES	0	5,430,227	0	0	0	5,430,227
521000	Operating Expense	0	1,780,231	0	0	0	1,780,231
530000	Supplies & Materials	0	895,942	0	0	0	895,942
	TOTAL NET OPERATING EXPENSES	0	2,676,173	0	0	0	2,676,173
	SUB PROGRAM TOTAL	0	8,106,400	0	0	0	8,106,400

10/1/2010 4:25:35PM

EXPENDITURE SUMMARY
 2010-2011 GENERAL OPERATING BUDGET
 UNIVERSITY OF NEBRASKA MEDICAL CENTER

SUBPROGRAM #/NAME: 82 Munroe-Meyer State Support

ACCOUNT	DESCRIPTION	DESIGNATED AND/OR RESTRICTED					TOTAL
		UNRESTRICTED	CASH	REVOLVING	FEDERAL	AUXILIARIES AND SERVICES	
	Other	1,673,080	0	0	0	0	1,673,080
	SUBTOTAL FACULTY	1,673,080	0	0	0	0	1,673,080
512100	Other Administrators	184,181	0	0	0	0	184,181
513000	Managerial/Professional	690,645	0	0	0	0	690,645
514000	Clerical/Technical/Service	449,958	0	0	0	0	449,958
515000	Other Academic	121,000	0	0	0	0	121,000
	SUBTOTAL NONFACULTY	1,445,784	0	0	0	0	1,445,784
	SUBTOTAL SALARIES & WAGES	3,118,864	0	0	0	0	3,118,864
519100	Retirement Contribution	180,318	0	0	0	0	180,318
519200	FICA Contribution	210,832	0	0	0	0	210,832
519300	Health Insurance Contribution	319,022	0	0	0	0	319,022
519400	Life Insurance Contribution	2,774	0	0	0	0	2,774
	SUBTOTAL BENEFITS	712,946	0	0	0	0	712,946
	TOTAL PERSONAL SERVICES	3,831,810	0	0	0	0	3,831,810
521000	Operating Expense	19,965	0	0	0	0	19,965
	TOTAL NET OPERATING EXPENSES	19,965	0	0	0	0	19,965
	SUB PROGRAM TOTAL	3,851,775	0	0	0	0	3,851,775

10/1/2010 4:25:35PM

EXPENDITURE SUMMARY
 2010-2011 GENERAL OPERATING BUDGET
 UNIVERSITY OF NEBRASKA MEDICAL CENTER

SUBPROGRAM #/NAME: 83 University Medical Associates

ACCOUNT	DESCRIPTION	DESIGNATED AND/OR RESTRICTED					TOTAL
		UNRESTRICTED	CASH	REVOLVING	FEDERAL	AUXILIARIES AND SERVICES	
	Assistant Professor	0	357,954	0	0	0	357,954
	SUBTOTAL FACULTY	0	357,954	0	0	0	357,954
513000	Managerial/Professional	0	399,287	0	0	0	399,287
514000	Clerical/Technical/Service	0	162,166	0	0	0	162,166
517000	Supplemental Salaries & Wages	0	859	0	0	0	859
	SUBTOTAL NONFACULTY	0	562,312	0	0	0	562,312
	SUBTOTAL SALARIES & WAGES	0	920,266	0	0	0	920,266
519100	Retirement Contribution	0	50,029	0	0	0	50,029
519200	FICA Contribution	0	58,496	0	0	0	58,496
519300	Health Insurance Contribution	0	88,515	0	0	0	88,515
519400	Life Insurance Contribution	0	769	0	0	0	769
	SUBTOTAL BENEFITS	0	197,809	0	0	0	197,809
	TOTAL PERSONAL SERVICES	0	1,118,075	0	0	0	1,118,075
521000	Operating Expense	0	5,967,746	0	0	0	5,967,746
530000	Supplies & Materials	0	1,416,579	0	0	0	1,416,579
	TOTAL NET OPERATING EXPENSES	0	7,384,325	0	0	0	7,384,325
	SUB PROGRAM TOTAL	0	8,502,400	0	0	0	8,502,400

10/1/2010 4:25:35PM

EXPENDITURE SUMMARY
2010-2011 GENERAL OPERATING BUDGET
UNIVERSITY OF NEBRASKA MEDICAL CENTER

SUBPROGRAM #/NAME: 96 Stores/Services

ACCOUNT	DESCRIPTION	UNRESTRICTED				DESIGNATED AND/OR RESTRICTED				TOTAL	
		STATE AND UNIVERSITY GENERATED				CASH	REVOLVING	FEDERAL	AUXILIARIES AND SERVICES		TRUST
	Associate Professor	0	0	0	0	0	0	0	0	0	0
	Assistant Professor	0	0	0	0	0	0	0	0	0	0
	Other	0	0	0	0	0	0	0	0	0	0
	SUBTOTAL FACULTY	0	0	0	0	0	0	0	0	0	0
512100	Other Administrators	0	0	0	0	0	0	0	301,445	0	301,445
513000	Managerial/Professional	0	0	0	0	0	0	0	1,011,140	0	1,011,140
514000	Clerical/Technical/Service	0	0	0	0	0	0	0	568,365	0	568,365
515000	Other Academic	0	0	0	0	0	0	0	73,000	0	73,000
517000	Supplemental Salaries & Wages	0	0	0	0	0	0	0	26,730	0	26,730
	SUBTOTAL NONFACULTY	0	0	0	0	0	0	0	1,980,680	0	1,980,680
	SUBTOTAL SALARIES & WAGES	0	0	0	0	0	0	0	1,980,680	0	1,980,680
519100	Retirement Contribution	0	0	0	0	0	0	0	83,016	0	83,016
519200	FICA Contribution	0	0	0	0	0	0	0	86,706	0	86,706
519300	Health Insurance Contribution	0	0	0	0	0	0	0	147,584	0	147,584
519400	Life Insurance Contribution	0	0	0	0	0	0	0	1,845	0	1,845
519800	Workers Compensation	0	0	0	0	0	0	0	20,852	0	20,852
	SUBTOTAL BENEFITS	0	0	0	0	0	0	0	340,003	0	340,003
	TOTAL PERSONAL SERVICES	0	0	0	0	0	0	0	2,320,683	0	2,320,683
521000	Operating Expense	0	0	0	0	0	0	0	39,400	0	39,400
530000	Supplies & Materials	0	0	0	0	0	0	0	22,100	0	22,100
540000	Travel	0	0	0	0	0	0	0	1,950	0	1,950
570000	Cost of Goods Sold	0	0	0	0	0	0	0	10,000	0	10,000
	TOTAL NET OPERATING EXPENSES	0	0	0	0	0	0	0	73,450	0	73,450
	SUB PROGRAM TOTAL	0	0	0	0	0	0	0	2,394,133	0	2,394,133

10/1/2010 4:25:35PM

EXPENDITURE SUMMARY
 2010-2011 GENERAL OPERATING BUDGET
 UNIVERSITY OF NEBRASKA MEDICAL CENTER

SUBPROGRAM #/NAME:	97	Clearing Centers	DESIGNATED AND/OR RESTRICTED					TOTAL
			UNRESTRICTED	CASH	REVOLVING	FEDERAL	AUXILIARIES AND SERVICES	
ACCOUNT	DESCRIPTION	STATE AND UNIVERSITY GENERATED	CASH	REVOLVING	FEDERAL	AUXILIARIES AND SERVICES	TRUST	TOTAL
511000	FACULTY	0	0	0	0	149,672	0	149,672
	Professor	0	0	0	0	149,672	0	149,672
	Assistant Professor	0	0	0	0	534,105	0	534,105
	Instructor	0	0	0	0	87,600	0	87,600
	Other	0	0	0	0	0	0	0
	SUBTOTAL FACULTY	0	0	0	0	771,377	0	771,377
512100	Other Administrators	0	0	0	0	9,127	0	9,127
513000	Managerial/Professional	0	0	0	0	1,139,661	0	1,139,661
514000	Clerical/Technical/Service	0	0	0	0	70,142	0	70,142
	SUBTOTAL NONFACULTY	0	0	0	0	1,218,930	0	1,218,930
	SUBTOTAL SALARIES & WAGES	0	0	0	0	1,990,307	0	1,990,307
519100	Retirement Contribution	0	0	0	0	89,563	0	89,563
519200	FICA Contribution	0	0	0	0	93,544	0	93,544
519300	Health Insurance Contribution	0	0	0	0	159,225	0	159,225
519400	Life Insurance Contribution	0	0	0	0	1,993	0	1,993
519800	Workers Compensation	0	0	0	0	20,954	0	20,954
	SUBTOTAL BENEFITS	0	0	0	0	365,279	0	365,279
	TOTAL PERSONAL SERVICES	0	0	0	0	2,355,586	0	2,355,586
521000	Operating Expense	0	0	0	0	61,924	0	61,924
	TOTAL NET OPERATING EXPENSES	0	0	0	0	61,924	0	61,924
	SUB PROGRAM TOTAL	0	0	0	0	2,417,510	0	2,417,510

10/1/2010 4:25:35PM

EXPENDITURE SUMMARY
2010-2011 GENERAL OPERATING BUDGET
UNIVERSITY OF NEBRASKA MEDICAL CENTER

SUBPROGRAM #/NAME: 98 Company Balance Sheets

ACCOUNT	DESCRIPTION	DESIGNATED AND/OR RESTRICTED					TOTAL
		UNRESTRICTED	CASH	REVOLVING	FEDERAL	AUXILIARIES AND SERVICES	
		10/1/2010					4:25:35PM
511000	FACULTY	0	0	0	0	0	0
	Professor	0	0	0	0	9,985	9,985
	Associate Professor	0	0	0	0	0	0
	SUBTOTAL FACULTY	0	0	0	0	9,985	9,985
513000	Managerial/Professional	0	0	0	0	76,593	76,593
514000	Clerical/Technical/Service	0	0	0	0	3,661	3,661
515000	Other Academic	0	0	0	0	0	0
	SUBTOTAL NONFACULTY	0	0	0	0	80,254	80,254
	SUBTOTAL SALARIES & WAGES	0	0	0	0	90,239	90,239
519100	Retirement Contribution	0	0	0	0	4,060	4,060
519200	FICA Contribution	0	0	0	0	4,241	4,241
519300	Health Insurance Contribution	0	0	0	0	7,219	7,219
519400	Life Insurance Contribution	0	0	0	0	90	90
519800	Workers Compensation	0	0	0	0	950	950
	SUBTOTAL BENEFITS	0	0	0	0	16,560	16,560
	TOTAL PERSONAL SERVICES	0	0	0	0	106,799	106,799
521000	Operating Expense	0	0	0	100,902,774	48,361,565	197,279,242
	TOTAL NET OPERATING EXPENSES	0	0	0	100,902,774	48,361,565	197,279,242
	SUB PROGRAM TOTAL	0	0	0	100,902,774	48,468,364	197,386,041

EXPENDITURE SUMMARY
2010-2011 GENERAL OPERATING BUDGET
UNIVERSITY OF NEBRASKA AT OMAHA

CAMPUS TOTAL	ACCOUNT	DESCRIPTION	DESIGNATED AND/OR RESTRICTED						TOTAL			
			UNRESTRICTED		10/1/2010 4:25:36PM							
			STATE AND UNIVERSITY GENERATED	CASH	REVOLVING	FEDERAL	AUXILIARIES AND SERVICES	TRUST				
	511000	FACULTY										
		Professor	13,527,923	0	0	0	0	0	10,000		13,537,923	
		Associate Professor	11,977,196	0	79,641	0	0	0	0		12,056,837	
		Assistant Professor	7,110,043	0	0	9,502	0	0	0		7,119,545	
		Instructor	1,676,513	0	128,000	0	0	4,452	0		1,808,965	
		Other	8,108,690	0	197,122	524,423	0	0	614,226		9,444,461	
		SUBTOTAL FACULTY	42,400,365	0	404,763	533,925	0	4,452	624,226		43,967,731	
	512100	Other Administrators	4,559,089	0	10,000	72,149	0	1,205,969	70,515		5,917,722	
	512000	Chairpersons	2,445,119	0	2,500	0	0	0	0		2,447,619	
	513000	Managerial/Professional	13,223,505	0	3,520,450	1,298,024	0	2,291,446	2,001,121		22,334,546	
	514000	Clerical/Technical/Service	9,418,178	0	667,383	107,921	0	2,180,500	152,574		12,526,556	
	515000	Other Academic	2,126,507	0	58,296	0	0	92,721	0		2,277,524	
	516000	Student Wages	919,018	0	1,175,296	14,400	0	1,054,452	56,467		3,219,633	
	517000	Supplemental Salaries & Wages	485,404	0	122,366	0	0	136,717	0		744,487	
		SUBTOTAL NONFACULTY	33,176,820	0	5,556,291	1,492,494	0	6,961,805	2,280,677		49,468,087	
		SUBTOTAL SALARIES & WAGES	75,577,185	0	5,961,054	2,026,419	0	6,966,257	2,904,903		93,435,818	
	519100	Retirement Contribution	5,142,684	0	331,262	151,646	0	366,735	219,584		6,211,911	
	519200	FICA Contribution	5,173,292	0	392,115	131,816	0	420,633	191,515		6,309,371	
	519300	Health Insurance Contribution	7,169,683	0	462,425	174,273	0	634,832	253,230		8,694,443	
	519400	Life Insurance Contribution	260,913	0	5,264	2,074	0	1,434	3,984		273,669	
	519700	Unemployment Compensation	34,000	0	0	0	0	0	0		34,000	
	519800	Workers Compensation	378,353	0	45,196	0	0	62,730	0		486,279	
		SUBTOTAL BENEFITS	18,158,925	0	1,236,262	459,809	0	1,486,364	668,313		22,009,673	
		TOTAL PERSONAL SERVICES	93,736,110	0	7,197,316	2,486,228	0	8,452,621	3,573,216		115,445,491	
	521000	Operating Expense	8,646,409	2,200,000	6,377,854	4,075,772	0	11,148,014	3,769,969		36,218,018	
	529000	Utilities	4,991,267	0	0	0	0	0	0		4,991,267	
	530000	Supplies & Materials	2,669,907	0	1,559,276	1,480,000	0	1,676,381	3,901,895		11,287,459	
	540000	Travel	378,329	0	196,054	296,000	0	853,000	856,570		2,579,953	
	550000	Capital Outlay	2,181,880	0	452,000	163,000	0	27,450	132,200		2,956,530	
	560000	Government Aid	101,560	0	415,000	73,799,000	0	811,034	4,766,150		79,892,744	
	570000	Cost of Goods Sold	0	0	2,500	0	0	8,031,500	0		8,034,000	
		TOTAL NET OPERATING EXPENSES	18,969,352	2,200,000	9,002,684	79,813,772	0	22,547,379	13,426,784		145,959,971	
		CAMPUS TOTAL	112,705,462	2,200,000	16,200,000	82,300,000	0	31,000,000	17,000,000		261,405,462	

REVENUE SUMMARY
2010-2011 GENERAL OPERATING BUDGET
UNIVERSITY OF NEBRASKA AT OMAHA

CAMPUS TOTAL	ACCOUNT	DESCRIPTION	DESIGNATED AND/OR RESTRICTED					TOTAL
			UNRESTRICTED		TRUST			
			STATE AND UNIVERSITY GENERATED	CASH	REVOLVING	FEDERAL	AUXILIARIES AND SERVICES	
	410000	State Appropriation	55,827,293	0	0	0	0	55,827,293
	TOTAL STATE SUPPORT		55,827,293	0	0	0	0	55,827,293
	460000	Restricted Revenue	0	0	0	82,300,000	0	82,300,000
	TOTAL FEDERAL FUND		0	0	0	82,300,000	0	82,300,000
	442100	Institutional Student Fee	0	0	831,628	0	1,135,319	1,966,947
	442500	Student Transcript Fees	0	0	0	0	0	0
	442810	Other Student Fees	0	0	12,276,617	0	2,803,995	15,080,612
	450000	Sales and Services	0	0	2,981,271	0	27,926,273	30,907,544
	459950	Sales & Services/Offset -	0	0	0	0	-1,776,090	-1,776,090
	460000	Restricted Revenue	0	0	21,314	0	0	21,314
	461000	Federal Grants & Contract	0	0	89,170	0	13,500	102,670
	464000	Private Gifts & Contracts	0	0	0	0	897,003	897,003
	TOTAL REVOLVING FUND		0	0	16,200,000	0	31,000,000	47,200,000
	460000	Restricted Revenue	0	0	0	0	0	17,000,000
	TOTAL TRUST FUND		0	0	0	0	0	17,000,000
	441100	Undergraduate Resident	51,108,659	0	0	0	0	51,108,659
	441110	Undergraduate Nonresident	9,943,742	0	0	0	0	9,943,742
	441120	Undergraduate Audit	8,405	0	0	0	0	8,405
	441200	Graduate Resident	6,530,460	0	0	0	0	6,530,460
	441210	Graduate Nonresident	4,367,170	0	0	0	0	4,367,170
	441220	Graduate Audit	1,352	0	0	0	0	1,352
	441300	Off-Campus Undergraduate	7,679,496	0	0	0	0	7,679,496
	441320	Offutt Undergraduate	186,126	0	0	0	0	186,126
	441330	Offutt Graduate	15,293	0	0	0	0	15,293
	441995	Tuition Transfer Program	-4,671,544	0	0	0	0	-4,671,544
	TOTAL GROSS TUITION		75,169,159	0	0	0	0	75,169,159
	441001	Tuition Adjustments	-2,207,478	0	0	0	0	-2,207,478
	441990	Tuition Remissions	-16,486,999	0	0	0	0	-16,486,999
	441991	Tuition Remissions	1,050,681	0	0	0	0	1,050,681
	TOTAL TUITION OFFSETS		-17,643,796	0	0	0	0	-17,643,796
	SUBTOTAL NET TUITION (CASH)		57,525,363	0	0	0	0	57,525,363
	442100	Institutional Student Fee	272,000	0	0	0	0	272,000
	442310	Application Fees - Gradua	122,000	0	0	0	0	122,000
	442800	Late Payment Fees	539,000	0	0	0	0	539,000
	442810	Other Student Fees	99,000	0	0	0	0	99,000
	SUBTOTAL STUDENT FEES		1,032,000	0	0	0	0	1,032,000
	430000	Invest Loan/Endowment	534,600	0	0	0	0	534,600

10/1/2010 4:25:37PM

REVENUE SUMMARY
 2010-2011 GENERAL OPERATING BUDGET
 UNIVERSITY OF NEBRASKA AT OMAHA

CAMPUS TOTAL	ACCOUNT	DESCRIPTION	UNRESTRICTED		DESIGNATED AND/OR RESTRICTED					TOTAL	
			STATE AND UNIVERSITY GENERATED	UNIVERSITY	CASH	REVOLVING	FEDERAL	AUXILIARIES AND SERVICES	TRUST		
	461900	Indirect Costs-Federal	120,000		2,200,000	0	0	0	0	0	2,320,000
	490000	Other Revenues	296,000		0	0	0	0	0	0	296,000
	490200	Misc Other Income	20,300		0	0	0	0	0	0	20,300
	833428	U-Wide Debt Svc & Admin S	-2,650,094		0	0	0	0	0	0	-2,650,094
		SUBTOTAL OTHER CASH	-1,679,194		2,200,000	0	0	0	0	0	1,552,806
		TOTAL CASH FUND	56,878,169		2,200,000	0	0	0	0	0	59,078,169
		TOTAL REVENUE	112,705,462		2,200,000	16,200,000	82,300,000	31,000,000	17,000,000		261,405,462

10/1/2010 4:25:37PM

EXPENDITURE SUMMARY
2010-2011 GENERAL OPERATING BUDGET
UNIVERSITY OF NEBRASKA AT OMAHA

SUBPROGRAM #/NAME:	01 Academic Affairs	DESIGNATED AND/OR RESTRICTED						10/1/2010 4:25:38PM
		UNRESTRICTED						
		STATE AND UNIVERSITY GENERATED	CASH	REVOLVING	FEDERAL	AUXILIARIES AND SERVICES	TRUST	
511000 FACULTY								
Professor		0	0	0	0	0	10,000	10,000
Assistant Professor		12,000	0	0	0	0	0	12,000
Other		123,953	0	0	0	0	256,200	380,153
SUBTOTAL FACULTY		135,953	0	0	0	0	266,200	402,153
512100 Other Administrators		663,547	0	0	0	0	0	663,547
513000 Managerial/Professional		435,979	0	0	0	0	46,125	482,104
514000 Clerical/Technical/Service		206,575	0	0	0	0	24,960	231,535
516000 Student Wages		14,062	0	0	0	0	0	14,062
517000 Supplemental Salaries & Wages		2,149	0	0	0	0	0	2,149
SUBTOTAL NONFACULTY		1,322,312	0	0	0	0	71,085	1,393,397
SUBTOTAL SALARIES & WAGES		1,458,265	0	0	0	0	337,285	1,795,550
519100 Retirement Contribution		110,435	0	0	0	0	5,687	116,122
519200 FICA Contribution		95,811	0	0	0	0	4,755	100,566
519300 Health Insurance Contribution		159,324	0	0	0	0	5,985	165,309
519400 Life Insurance Contribution		5,703	0	0	0	0	71	5,774
519800 Workers Compensation		0	0	0	0	0	0	0
SUBTOTAL BENEFITS		371,273	0	0	0	0	16,498	387,771
TOTAL PERSONAL SERVICES		1,829,538	0	0	0	0	353,783	2,183,321
521000 Operating Expense		218,815	0	0	0	0	0	218,815
530000 Supplies & Materials		14,694	0	0	0	0	0	14,694
540000 Travel		11,448	0	0	0	0	0	11,448
550000 Capital Outlay		172	0	0	0	0	0	172
TOTAL NET OPERATING EXPENSES		245,129	0	0	0	0	0	245,129
SUB PROGRAM TOTAL		2,074,667	0	0	0	0	353,783	2,428,450

EXPENDITURE SUMMARY
2010-2011 GENERAL OPERATING BUDGET
UNIVERSITY OF NEBRASKA AT OMAHA

SUBPROGRAM #/NAME:	03 College of Public Affairs and Community Services	DESIGNATED AND/OR RESTRICTED						10/1/2010 4:25:38PM
		UNRESTRICTED						
		STATE AND UNIVERSITY GENERATED	CASH	REVOLVING	FEDERAL	AUXILIARIES AND SERVICES	TRUST	
511000 FACULTY								
Professor	1,925,886	0	0	0	0	0	0	1,925,886
Associate Professor	1,701,720	0	0	0	0	0	0	1,701,720
Assistant Professor	1,044,242	0	0	0	0	0	0	1,044,242
Instructor	312,340	0	15,000	0	0	0	0	327,340
Other	460,248	0	68,399	65,167	0	40,032	0	633,846
SUBTOTAL FACULTY	5,444,436	0	83,399	65,167	0	40,032	0	5,633,034
512100 Other Administrators	353,659	0	0	0	0	0	0	353,659
512000 Chairpersons	527,643	0	0	0	0	0	0	527,643
513000 Managerial/Professional	423,132	0	5,766	228,793	0	1,163,121	0	1,820,812
514000 Clerical/Technical/Service	485,707	0	26,127	23,632	0	28,000	0	563,466
515000 Other Academic	409,372	0	0	0	0	0	0	409,372
516000 Student Wages	10,333	0	7,000	0	0	0	0	17,333
517000 Supplemental Salaries & Wages	20,300	0	0	0	0	0	0	20,300
SUBTOTAL NONFACULTY	2,230,146	0	38,893	252,425	0	1,191,121	0	3,712,585
SUBTOTAL SALARIES & WAGES	7,674,582	0	122,292	317,592	0	1,231,153	0	9,345,619
519100 Retirement Contribution	556,488	0	8,023	23,742	0	119,644	0	707,897
519200 FICA Contribution	516,879	0	8,180	20,313	0	102,421	0	647,793
519300 Health Insurance Contribution	782,506	0	8,978	26,342	0	142,931	0	960,757
519400 Life Insurance Contribution	28,187	0	100	313	0	2,675	0	31,275
519800 Workers Compensation	0	0	926	0	0	0	0	926
SUBTOTAL BENEFITS	1,884,060	0	26,207	70,710	0	367,671	0	2,348,648
TOTAL PERSONAL SERVICES	9,558,642	0	148,499	388,302	0	1,598,824	0	11,694,267
521000 Operating Expense	262,952	0	240,078	0	0	0	0	503,030
530000 Supplies & Materials	220,154	0	21,480	0	0	0	0	241,634
540000 Travel	50,618	0	124,929	0	0	0	0	175,547
560000 Government Aid	67,038	0	0	0	0	0	0	67,038
TOTAL NET OPERATING EXPENSES	600,762	0	386,487	0	0	0	0	987,249
SUB PROGRAM TOTAL	10,159,404	0	534,986	388,302	0	1,598,824	0	12,681,516

EXPENDITURE SUMMARY
2010-2011 GENERAL OPERATING BUDGET
UNIVERSITY OF NEBRASKA AT OMAHA

SUBPROGRAM #/NAME: 05 College of Arts and Sciences

ACCOUNT	DESCRIPTION	DESIGNATED AND/OR RESTRICTED					TOTAL
		UNRESTRICTED	CASH	REVOLVING	FEDERAL	AUXILIARIES AND SERVICES	
511000 FACULTY							
	Professor	5,002,346	0	0	0	0	5,002,346
	Associate Professor	3,615,760	0	0	0	0	3,615,760
	Assistant Professor	2,393,199	0	0	0	0	2,393,199
	Instructor	257,352	0	0	0	0	257,352
	Other	835,800	0	0	33,359	0	1,036,296
	SUBTOTAL FACULTY	12,104,457	0	0	33,359	167,137	12,304,953
512100	Other Administrators	305,833	0	0	0	0	305,833
512000	Chairpersons	774,716	0	0	0	0	774,716
513000	Managerial/Professional	425,261	0	50,686	30,450	0	643,093
514000	Clerical/Technical/Service	748,597	0	34,350	0	0	836,022
515000	Other Academic	882,154	0	0	0	0	882,154
516000	Student Wages	169,316	0	78,300	0	0	247,616
517000	Supplemental Salaries & Wages	0	0	92,916	0	0	92,916
	SUBTOTAL NONFACULTY	3,305,877	0	256,252	30,450	189,771	3,782,350
	SUBTOTAL SALARIES & WAGES	15,410,334	0	256,252	63,809	356,908	16,087,303
519100	Retirement Contribution	1,105,468	0	6,803	4,344	0	1,142,539
519200	FICA Contribution	1,059,291	0	17,889	3,906	0	1,103,620
519300	Health Insurance Contribution	1,545,611	0	7,530	5,373	0	1,588,305
519400	Life Insurance Contribution	56,250	0	85	63	0	56,751
519800	Workers Compensation	0	0	1,940	0	0	1,940
	SUBTOTAL BENEFITS	3,766,620	0	34,247	13,686	78,602	3,893,155
	TOTAL PERSONAL SERVICES	19,176,954	0	290,499	77,495	435,510	19,980,458
521000	Operating Expense	336,502	0	364,618	0	0	701,120
530000	Supplies & Materials	284,251	0	273,051	0	0	557,302
540000	Travel	64,097	0	6,000	0	0	70,097
550000	Capital Outlay	3,930	0	0	0	0	3,930
560000	Government Aid	10,368	0	0	0	0	10,368
570000	Cost of Goods Sold	0	0	2,500	0	0	2,500
	TOTAL NET OPERATING EXPENSES	699,148	0	646,169	77,495	0	1,345,317
	SUB PROGRAM TOTAL	19,876,102	0	936,668	77,495	435,510	21,325,775

10/1/2010 4:25:38PM

EXPENDITURE SUMMARY
2010-2011 GENERAL OPERATING BUDGET
UNIVERSITY OF NEBRASKA AT OMAHA

SUBPROGRAM #/NAME: 06 College of Business Administration

ACCOUNT	DESCRIPTION	DESIGNATED AND/OR RESTRICTED					TOTAL
		UNRESTRICTED	CASH	REVOLVING	FEDERAL	AUXILIARIES AND SERVICES	
511000 FACULTY							
	Professor	1,721,111	0	0	0	0	1,721,111
	Associate Professor	2,061,903	0	0	0	0	2,061,903
	Assistant Professor	918,343	0	0	0	0	918,343
	Instructor	230,977	0	0	0	0	230,977
	Other	142,544	0	128,723	42,163	0	420,441
	SUBTOTAL FACULTY	5,074,878	0	128,723	42,163	107,011	5,352,775
512100	Other Administrators	423,230	0	0	72,149	0	495,379
512000	Chairpersons	283,099	0	0	0	0	283,099
513000	Managerial/Professional	811,948	0	598,199	680,161	0	2,274,421
514000	Clerical/Technical/Service	335,025	0	84,934	53,365	0	473,324
515000	Other Academic	57,124	0	42,401	0	0	99,525
516000	Student Wages	49,722	0	3,752	0	0	53,474
517000	Supplemental Salaries & Wages	0	0	0	0	0	0
	SUBTOTAL NONFACULTY	1,960,148	0	729,286	805,675	184,113	3,679,222
	SUBTOTAL SALARIES & WAGES	7,035,026	0	858,009	847,838	291,124	9,031,997
519100	Retirement Contribution	532,850	0	47,715	66,490	0	667,304
519200	FICA Contribution	509,619	0	57,291	56,077	0	639,919
519300	Health Insurance Contribution	759,324	0	62,133	71,388	0	914,158
519400	Life Insurance Contribution	26,430	0	688	848	0	28,219
519800	Workers Compensation	0	0	6,495	0	0	6,495
	SUBTOTAL BENEFITS	1,828,223	0	174,322	194,803	58,747	2,256,095
	TOTAL PERSONAL SERVICES	8,863,249	0	1,032,331	1,042,641	349,871	11,288,092
521000	Operating Expense	210,783	0	417,256	0	0	628,039
530000	Supplies & Materials	167,506	0	153,000	0	0	320,506
540000	Travel	46,740	0	30,000	0	0	76,740
550000	Capital Outlay	11,239	0	12,000	0	0	23,239
	TOTAL NET OPERATING EXPENSES	436,268	0	612,256	0	0	1,048,524
	SUB PROGRAM TOTAL	9,299,517	0	1,644,587	1,042,641	349,871	12,336,616

10/1/2010 4:25:38PM

EXPENDITURE SUMMARY
2010-2011 GENERAL OPERATING BUDGET
UNIVERSITY OF NEBRASKA AT OMAHA

SUBPROGRAM #/NAME: 07 College of Communication, Fine Arts and Media

ACCOUNT	DESCRIPTION	DESIGNATED AND/OR RESTRICTED					TOTAL
		STATE AND UNIVERSITY GENERATED	CASH	REVOLVING	FEDERAL	AUXILIARIES AND SERVICES	
511000 FACULTY							
	Professor	1,793,891	0	0	0	0	1,793,891
	Associate Professor	931,976	0	0	0	0	931,976
	Assistant Professor	623,923	0	0	0	0	623,923
	Instructor	255,591	0	113,000	0	0	368,591
	Other	234,342	0	0	0	0	234,342
	SUBTOTAL FACULTY	3,839,723	0	113,000	0	0	3,952,723
512100	Other Administrators	321,835	0	0	0	0	321,835
512000	Chairpersons	259,236	0	0	0	0	259,236
513000	Managerial/Professional	733,207	0	293,126	0	0	1,026,333
514000	Clerical/Technical/Service	277,335	0	12,418	0	0	289,753
515000	Other Academic	202,665	0	0	0	0	202,665
516000	Student Wages	32,306	0	11,121	0	0	43,427
	SUBTOTAL NONFACULTY	1,826,584	0	316,665	0	0	2,143,249
	SUBTOTAL SALARIES & WAGES	5,666,307	0	429,665	0	0	6,095,972
519100	Retirement Contribution	409,786	0	23,787	0	0	433,573
519200	FICA Contribution	388,847	0	28,989	0	0	417,836
519300	Health Insurance Contribution	571,848	0	33,918	0	0	605,766
519400	Life Insurance Contribution	20,819	0	366	0	0	21,185
519800	Workers Compensation	0	0	3,252	0	0	3,252
	SUBTOTAL BENEFITS	1,391,300	0	90,312	0	0	1,481,612
	TOTAL PERSONAL SERVICES	7,057,607	0	519,977	0	0	7,577,584
521000	Operating Expense	145,250	0	418,022	0	0	563,272
530000	Supplies & Materials	366,798	0	193,271	0	0	560,069
540000	Travel	21,862	0	0	0	0	21,862
560000	Government Aid	2,453	0	0	0	0	2,453
	TOTAL NET OPERATING EXPENSES	536,363	0	611,293	0	0	1,147,656
	SUB PROGRAM TOTAL	7,593,970	0	1,131,270	0	0	8,725,240

10/1/2010 4:25:38PM

EXPENDITURE SUMMARY
2010-2011 GENERAL OPERATING BUDGET
UNIVERSITY OF NEBRASKA AT OMAHA

SUBPROGRAM #/NAME:	08	College of Information Science and Technology	DESIGNATED AND/OR RESTRICTED					10/1/2010	4:25:38PM
			UNRESTRICTED						
			STATE AND UNIVERSITY GENERATED	CASH	REVOLVING	FEDERAL	AUXILIARIES AND SERVICES		
511000 FACULTY									
Professor		909,031	0	0	0	0	0	909,031	
Associate Professor		1,511,770	0	0	0	0	0	1,511,770	
Assistant Professor		830,968	0	0	9,502	0	0	840,470	
Instructor		87,160	0	0	0	0	0	87,160	
Other		709,392	0	0	383,734	0	38,846	1,131,972	
SUBTOTAL FACULTY		4,048,321	0	0	393,236	0	38,846	4,480,403	
512100	Other Administrators	328,657	0	0	0	0	50,000	378,657	
512000	Chairpersons	264,976	0	0	0	0	0	264,976	
513000	Managerial/Professional	544,859	0	0	195,968	0	102,511	843,338	
514000	Clerical/Technical/Service	60,580	0	0	0	0	0	60,580	
515000	Other Academic	189,767	0	0	0	0	0	189,767	
516000	Student Wages	67,979	0	228,306	0	0	0	296,285	
517000	Supplemental Salaries & Wages	25,866	0	0	0	0	0	25,866	
	SUBTOTAL NONFACULTY	1,482,684	0	228,306	195,968	0	152,511	2,059,469	
	SUBTOTAL SALARIES & WAGES	5,531,005	0	228,306	589,204	0	191,357	6,539,872	
519100	Retirement Contribution	396,542	0	0	42,254	0	15,308	454,104	
519200	FICA Contribution	380,162	0	16,267	38,756	0	12,801	447,986	
519300	Health Insurance Contribution	562,852	0	0	54,474	0	16,112	633,438	
519400	Life Insurance Contribution	20,498	0	0	648	0	191	21,337	
519800	Workers Compensation	0	0	1,729	0	0	0	1,729	
	SUBTOTAL BENEFITS	1,360,054	0	17,996	136,132	0	44,412	1,558,594	
	TOTAL PERSONAL SERVICES	6,891,059	0	246,302	725,336	0	235,769	8,098,466	
521000	Operating Expense	161,859	0	297,429	0	0	0	459,288	
530000	Supplies & Materials	128,858	0	10,000	0	0	0	138,858	
540000	Travel	52,498	0	0	0	0	0	52,498	
560000	Government Aid	9,209	0	0	0	0	0	9,209	
	TOTAL NET OPERATING EXPENSES	352,424	0	307,429	0	0	0	659,853	
	SUB PROGRAM TOTAL	7,243,483	0	553,731	725,336	0	235,769	8,758,319	

EXPENDITURE SUMMARY
2010-2011 GENERAL OPERATING BUDGET
UNIVERSITY OF NEBRASKA AT OMAHA

SUBPROGRAM #/NAME: 10 College of Education		DESIGNATED AND/OR RESTRICTED						10/1/2010	4:25:38PM
		UNRESTRICTED	CASH	REVOLVING	FEDERAL	AUXILIARIES AND SERVICES	TRUST	TOTAL	
ACCOUNT	DESCRIPTION	STATE AND UNIVERSITY GENERATED							
511000	FACULTY								
	Professor	1,830,436	0	0	0	0	0	1,830,436	
	Associate Professor	1,256,723	0	0	0	0	0	1,256,723	
	Assistant Professor	1,006,388	0	0	0	0	0	1,006,388	
	Instructor	522,574	0	0	0	0	0	522,574	
	Other	329,355	0	0	0	0	5,000	334,355	
	SUBTOTAL FACULTY	4,945,476	0	0	0	0	5,000	4,950,476	
512100	Other Administrators	237,617	0	0	0	0	0	237,617	
512000	Chairpersons	322,949	0	0	0	0	0	322,949	
513000	Managerial/Professional	632,745	0	88,538	0	0	0	721,283	
514000	Clerical/Technical/Service	508,615	0	0	0	0	0	508,615	
515000	Other Academic	286,133	0	0	0	0	0	286,133	
516000	Student Wages	97,460	0	575,782	0	0	0	673,242	
	SUBTOTAL NONFACULTY	2,085,519	0	664,320	0	0	0	2,749,839	
	SUBTOTAL SALARIES & WAGES	7,030,995	0	664,320	0	0	5,000	7,700,315	
519100	Retirement Contribution	490,482	0	7,083	0	0	0	497,565	
519200	FICA Contribution	477,579	0	44,452	0	0	0	522,031	
519300	Health Insurance Contribution	706,429	0	10,339	0	0	0	716,768	
519400	Life Insurance Contribution	25,639	0	89	0	0	5	25,728	
519800	Workers Compensation	0	0	5,029	0	0	0	5,029	
	SUBTOTAL BENEFITS	1,700,129	0	66,922	0	0	976	1,768,097	
	TOTAL PERSONAL SERVICES	8,731,124	0	731,312	0	0	5,976	9,468,412	
521000	Operating Expense	214,079	0	299,402	0	0	0	513,481	
530000	Supplies & Materials	155,176	0	113,650	0	0	0	268,826	
540000	Travel	39,121	0	12,125	0	0	0	51,246	
560000	Government Aid	0	0	415,000	0	0	0	415,000	
	TOTAL NET OPERATING EXPENSES	408,376	0	840,177	0	0	0	1,298,553	
	SUB PROGRAM TOTAL	9,139,500	0	1,571,489	0	0	5,976	10,766,965	

EXPENDITURE SUMMARY
2010-2011 GENERAL OPERATING BUDGET
UNIVERSITY OF NEBRASKA AT OMAHA

SUBPROGRAM #/NAME:	12 Graduate Studies	UNRESTRICTED					DESIGNATED AND/OR RESTRICTED					10/1/2010 4:25:38PM
		ACCOUNT	DESCRIPTION	STATE AND UNIVERSITY GENERATED		CASH	REVOLVING	FEDERAL	AUXILIARIES AND SERVICES	TRUST	TOTAL	
512100		Other Administrators	67,545		0	0	0	0	0	0	67,545	
513000		Managerial/Professional	339,897		0	0	0	0	0	0	339,897	
514000		Clerical/Technical/Service	44,807		0	23,920	0	0	0	0	68,727	
515000		Other Academic	43,660		0	0	0	0	0	0	43,660	
516000		Student Wages	9,245		0	0	0	0	0	0	9,245	
		SUBTOTAL NONFACULTY	505,154		0	23,920	0	0	0	0	529,074	
		SUBTOTAL SALARIES & WAGES	505,154		0	23,920	0	0	0	0	529,074	
519100		Retirement Contribution	36,807		0	1,914	0	0	0	0	38,721	
519200		FICA Contribution	34,266		0	1,830	0	0	0	0	36,096	
519300		Health Insurance Contribution	50,009		0	1,738	0	0	0	0	51,747	
519400		Life Insurance Contribution	1,790		0	200	0	0	0	0	1,990	
519800		Workers Compensation	0		0	181	0	0	0	0	181	
		SUBTOTAL BENEFITS	122,872		0	5,863	0	0	0	0	128,735	
		TOTAL PERSONAL SERVICES	628,026		0	29,783	0	0	0	0	657,809	
521000		Operating Expense	53,080		0	40,000	0	0	0	0	93,080	
530000		Supplies & Materials	5,336		0	0	0	0	0	0	5,336	
540000		Travel	1,051		0	0	0	0	0	0	1,051	
560000		Government Aid	2,648		0	0	0	0	0	0	2,648	
		TOTAL NET OPERATING EXPENSES	62,115		0	40,000	0	0	0	0	102,115	
		SUB PROGRAM TOTAL	690,141		0	69,783	0	0	0	0	759,924	

EXPENDITURE SUMMARY
2010-2011 GENERAL OPERATING BUDGET
UNIVERSITY OF NEBRASKA AT OMAHA

SUBPROGRAM #/NAME: 16 Criss Library

ACCOUNT	DESCRIPTION	DESIGNATED AND/OR RESTRICTED					TOTAL	
		UNRESTRICTED		TRUST				
		STATE AND UNIVERSITY GENERATED	CASH	REVOLVING	FEDERAL	AUXILIARIES AND SERVICES		
511000 FACULTY								10/1/2010 4:25:38PM
	Professor	342,817	0	0	0	0	0	342,817
	Associate Professor	324,946	0	76,641	0	0	0	401,587
	Assistant Professor	242,625	0	0	0	0	0	242,625
	SUBTOTAL FACULTY	910,388	0	76,641	0	0	0	987,029
512100	Other Administrators	158,417	0	0	0	0	0	158,417
512000	Chairpersons	12,500	0	2,500	0	0	0	15,000
513000	Managerial/Professional	364,754	0	63,170	0	0	0	427,924
514000	Clerical/Technical/Service	707,925	0	58,365	0	0	0	766,290
516000	Student Wages	169,324	0	0	0	0	0	169,324
	SUBTOTAL NONFACULTY	1,412,920	0	124,035	0	0	0	1,536,955
	SUBTOTAL SALARIES & WAGES	2,323,308	0	200,676	0	0	0	2,523,984
519100	Retirement Contribution	158,693	0	15,154	0	0	0	173,847
519200	FICA Contribution	159,002	0	12,995	0	0	0	171,997
519300	Health Insurance Contribution	235,809	0	17,772	0	0	0	253,581
519400	Life Insurance Contribution	8,616	0	201	0	0	0	8,817
519800	Workers Compensation	0	0	1,519	0	0	0	1,519
	SUBTOTAL BENEFITS	562,120	0	47,641	0	0	0	609,761
	TOTAL PERSONAL SERVICES	2,885,428	0	248,317	0	0	0	3,133,745
521000	Operating Expense	171,818	0	507,883	0	0	0	679,701
530000	Supplies & Materials	55,000	0	121,000	0	0	0	176,000
540000	Travel	25,000	0	0	0	0	0	25,000
550000	Capital Outlay	1,859,650	0	440,000	0	0	0	2,299,650
	TOTAL NET OPERATING EXPENSES	2,111,468	0	1,068,883	0	0	0	3,180,351
	SUB PROGRAM TOTAL	4,996,896	0	1,317,200	0	0	0	6,314,096

EXPENDITURE SUMMARY
 2010-2011 GENERAL OPERATING BUDGET
 UNIVERSITY OF NEBRASKA AT OMAHA

SUBPROGRAM #/NAME: 21 Summer Sessions

ACCOUNT	DESCRIPTION	DESIGNATED AND/OR RESTRICTED					TOTAL
		UNRESTRICTED	CASH	REVOLVING	FEDERAL	AUXILIARIES AND SERVICES	
	Other	2,024,203	0	0	0	0	2,024,203
	SUBTOTAL FACULTY	2,024,203	0	0	0	0	2,024,203
	SUBTOTAL SALARIES & WAGES	2,024,203	0	0	0	0	2,024,203
519100	Retirement Contribution	0	0	0	0	0	0
519200	FICA Contribution	162,643	0	0	0	0	162,643
519300	Health Insurance Contribution	0	0	0	0	0	0
519400	Life Insurance Contribution	0	0	0	0	0	0
	SUBTOTAL BENEFITS	162,643	0	0	0	0	162,643
	TOTAL PERSONAL SERVICES	2,186,846	0	0	0	0	2,186,846
	SUB PROGRAM TOTAL	2,186,846	0	0	0	0	2,186,846

10/1/2010 4:25:38PM

EXPENDITURE SUMMARY
2010-2011 GENERAL OPERATING BUDGET
UNIVERSITY OF NEBRASKA AT OMAHA

SUBPROGRAM #/NAME: 22 Other Instruction and Research

ACCOUNT	DESCRIPTION	DESIGNATED AND/OR RESTRICTED					TOTAL
		UNRESTRICTED	CASH	REVOLVING	FEDERAL	AUXILIARIES AND SERVICES	
		STATE AND UNIVERSITY GENERATED					10/1/2010 4:25:38PM
	Associate Professor	572,398	0	0	0	0	572,398
	Assistant Professor	38,355	0	0	0	0	38,355
	Other	2,911,517	0	0	0	0	2,911,517
	SUBTOTAL FACULTY	3,522,270	0	0	0	0	3,522,270
512100	Other Administrators	65,569	0	10,000	0	0	75,569
513000	Managerial/Professional	169,194	0	518,031	0	114,365	801,590
514000	Clerical/Technical/Service	172,417	0	0	0	0	172,417
515000	Other Academic	11,921	0	0	0	0	11,921
516000	Student Wages	102,298	0	212,234	0	0	314,532
	SUBTOTAL NONFACULTY	521,399	0	740,265	0	114,365	1,376,029
	SUBTOTAL SALARIES & WAGES	4,043,669	0	740,265	0	114,365	4,898,299
519100	Retirement Contribution	107,126	0	42,242	0	0	157,714
519200	FICA Contribution	223,007	0	49,516	0	7,268	279,791
519300	Health Insurance Contribution	47,529	0	47,692	0	9,629	104,850
519400	Life Insurance Contribution	1,701	0	528	0	114	2,343
519700	Unemployment Compensation	26,679	0	0	0	0	26,679
519800	Workers Compensation	295,153	0	5,604	0	0	300,757
	SUBTOTAL BENEFITS	701,195	0	145,582	0	25,357	872,134
	TOTAL PERSONAL SERVICES	4,744,864	0	885,847	0	139,722	5,770,433
521000	Operating Expense	721,936	2,093,280	811,904	0	0	3,627,120
530000	Supplies & Materials	171,865	0	142,249	0	0	314,114
540000	Travel	2,289	0	0	0	0	2,289
550000	Capital Outlay	179,739	0	0	0	0	179,739
560000	Government Aid	4,712	0	0	0	0	4,712
	TOTAL NET OPERATING EXPENSES	1,080,541	2,093,280	954,153	0	0	4,127,974
	SUB PROGRAM TOTAL	5,825,405	2,093,280	1,840,000	0	139,722	9,898,407

EXPENDITURE SUMMARY
 2010-2011 GENERAL OPERATING BUDGET
 UNIVERSITY OF NEBRASKA AT OMAHA

SUBPROGRAM #/NAME: 23 Student Aid

ACCOUNT	DESCRIPTION	DESIGNATED AND/OR RESTRICTED					TOTAL
		UNRESTRICTED	CASH	REVOLVING	FEDERAL	AUXILIARIES AND SERVICES	
		STATE AND UNIVERSITY GENERATED					
521000	Operating Expense	2,667,819	0	0	0	0	2,667,819
	TOTAL NET OPERATING EXPENSES	2,667,819	0	0	0	0	2,667,819
	SUB PROGRAM TOTAL	2,667,819	0	0	0	0	2,667,819

10/1/2010 4:25:38PM

EXPENDITURE SUMMARY
2010-2011 GENERAL OPERATING BUDGET
UNIVERSITY OF NEBRASKA AT OMAHA

SUBPROGRAM #/NAME: 24 International Programs

		DESIGNATED AND/OR RESTRICTED				10/1/2010	4:25:38PM
		UNRESTRICTED				TRUST	TOTAL
ACCOUNT	DESCRIPTION	STATE AND UNIVERSITY GENERATED	CASH	REVOLVING	FEDERAL	AUXILIARIES AND SERVICES	TOTAL
511000 FACULTY							
	Professor	2,405	0	0	0	0	2,405
	Associate Professor	0	0	3,000	0	0	3,000
	Instructor	10,519	0	0	0	0	10,519
	SUBTOTAL FACULTY	12,924	0	3,000	0	0	15,924
512100	Other Administrators	131,775	0	0	0	0	131,775
513000	Managerial/Professional	193,577	0	599,809	0	0	793,386
514000	Clerical/Technical/Service	85,312	0	99,707	0	0	185,019
516000	Student Wages	12,024	0	8,922	0	0	20,946
517000	Supplemental Salaries & Wages	0	0	22,757	0	0	22,757
	SUBTOTAL NONFACULTY	422,688	0	731,195	0	0	1,153,883
	SUBTOTAL SALARIES & WAGES	435,612	0	734,195	0	0	1,169,807
519100	Retirement Contribution	33,959	0	52,315	0	0	86,274
519200	FICA Contribution	29,266	0	47,376	0	0	76,642
519300	Health Insurance Contribution	47,060	0	62,103	0	0	109,163
519400	Life Insurance Contribution	1,685	0	700	0	0	2,385
519800	Workers Compensation	0	0	5,558	0	0	5,558
	SUBTOTAL BENEFITS	111,970	0	168,052	0	0	280,022
	TOTAL PERSONAL SERVICES	547,582	0	902,247	0	0	1,449,829
521000	Operating Expense	5,871	0	407,365	0	0	413,236
530000	Supplies & Materials	6,076	0	75,500	0	0	81,576
540000	Travel	4,240	0	18,000	0	0	22,240
	TOTAL NET OPERATING EXPENSES	16,187	0	500,865	0	0	517,052
	SUB PROGRAM TOTAL	563,769	0	1,403,112	0	0	1,966,881

EXPENDITURE SUMMARY
2010-2011 GENERAL OPERATING BUDGET
UNIVERSITY OF NEBRASKA AT OMAHA

SUBPROGRAM #/NAME: 26 Continuing Studies

ACCOUNT	DESCRIPTION	DESIGNATED AND/OR RESTRICTED					TOTAL
		UNRESTRICTED	CASH	REVOLVING	FEDERAL	AUXILIARIES AND SERVICES	
	Other	326,543	0	0	0	0	326,543
	SUBTOTAL FACULTY	326,543	0	0	0	0	326,543
513000	Managerial/Professional	179,211	0	62,881	0	0	242,092
514000	Clerical/Technical/Service	125,675	0	0	0	0	125,675
516000	Student Wages	8,019	0	0	0	0	8,019
517000	Supplemental Salaries & Wages	11,070	0	0	0	0	11,070
	SUBTOTAL NONFACULTY	323,975	0	62,881	0	0	386,856
	SUBTOTAL SALARIES & WAGES	650,518	0	62,881	0	0	713,399
519100	Retirement Contribution	22,347	0	5,030	0	0	27,377
519200	FICA Contribution	43,413	0	4,206	0	0	47,619
519300	Health Insurance Contribution	31,507	0	5,569	0	0	37,076
519400	Life Insurance Contribution	1,128	0	63	0	0	1,191
519800	Workers Compensation	0	0	476	0	0	476
	SUBTOTAL BENEFITS	98,395	0	15,344	0	0	113,739
	TOTAL PERSONAL SERVICES	748,913	0	78,225	0	0	827,138
521000	Operating Expense	82,469	0	837,035	0	0	919,504
530000	Supplies & Materials	260,450	0	300,000	0	0	560,450
540000	Travel	10,660	0	0	0	0	10,660
	TOTAL NET OPERATING EXPENSES	353,579	0	1,137,035	0	0	1,490,614
	SUB PROGRAM TOTAL	1,102,492	0	1,215,260	0	0	2,317,752

10/1/2010 4:25:38PM

EXPENDITURE SUMMARY
2010-2011 GENERAL OPERATING BUDGET
UNIVERSITY OF NEBRASKA AT OMAHA

SUBPROGRAM #/NAME: 29 Information Services

ACCOUNT	DESCRIPTION	DESIGNATED AND/OR RESTRICTED					TOTAL
		STATE AND UNIVERSITY GENERATED	CASH	REVOLVING	FEDERAL	AUXILIARIES AND SERVICES	
513000	Managerial/Professional	1,731,215	0	157,038	0	201,951	2,090,204
514000	Clerical/Technical/Service	15,778	0	0	0	73,429	89,207
516000	Student Wages	0	0	0	0	5,614	5,614
	SUBTOTAL NONFACULTY	1,746,993	0	157,038	0	280,994	2,185,025
	SUBTOTAL SALARIES & WAGES	1,746,993	0	157,038	0	280,994	2,185,025
519100	Retirement Contribution	134,292	0	12,563	0	20,948	167,803
519200	FICA Contribution	121,647	0	10,504	0	18,281	150,432
519300	Health Insurance Contribution	186,459	0	13,908	0	24,414	224,781
519400	Life Insurance Contribution	6,851	0	158	0	275	7,284
519800	Workers Compensation	0	0	1,189	0	2,127	3,316
	SUBTOTAL BENEFITS	449,249	0	38,322	0	66,045	553,616
	TOTAL PERSONAL SERVICES	2,196,242	0	195,360	0	347,039	2,738,641
521000	Operating Expense	160,874	0	903,140	0	1,052,961	2,116,975
530000	Supplies & Materials	126,872	0	0	0	0	126,872
550000	Capital Outlay	0	0	0	0	0	0
	TOTAL NET OPERATING EXPENSES	287,746	0	903,140	0	1,052,961	2,243,847
	SUB PROGRAM TOTAL	2,483,988	0	1,098,500	0	1,400,000	4,982,488

10/1/2010 4:25:38PM

EXPENDITURE SUMMARY
2010-2011 GENERAL OPERATING BUDGET
UNIVERSITY OF NEBRASKA AT OMAHA

SUBPROGRAM #/NAME:	33 Physical Plant Administration	DESIGNATED AND/OR RESTRICTED					10/1/2010 4:25:38PM	
		UNRESTRICTED	CASH	REVOLVING	FEDERAL	AUXILIARIES AND SERVICES		TRUST
ACCOUNT	DESCRIPTION	STATE AND UNIVERSITY GENERATED						
512100	Other Administrators	180,000	0	0	0	0	0	180,000
513000	Managerial/Professional	1,301,546	0	0	0	60,000	0	1,361,546
514000	Clerical/Technical/Service	4,071,045	0	0	0	65,000	0	4,136,045
516000	Student Wages	82,835	0	0	0	0	0	82,835
517000	Supplemental Salaries & Wages	190,869	0	0	0	0	0	190,869
	SUBTOTAL NONFACULTY	5,826,295	0	0	0	125,000	0	5,951,295
	SUBTOTAL SALARIES & WAGES	5,826,295	0	0	0	125,000	0	5,951,295
519100	Retirement Contribution	434,078	0	0	0	10,000	0	444,078
519200	FICA Contribution	400,380	0	0	0	9,563	0	409,943
519300	Health Insurance Contribution	618,490	0	0	0	9,477	0	627,967
519400	Life Insurance Contribution	22,317	0	0	0	225	0	22,542
519700	Unemployment Compensation	2,088	0	0	0	0	0	2,088
519800	Workers Compensation	23,950	0	0	0	965	0	24,915
	SUBTOTAL BENEFITS	1,501,303	0	0	0	30,230	0	1,531,533
	TOTAL PERSONAL SERVICES	7,327,598	0	0	0	155,230	0	7,482,828
521000	Operating Expense	1,690,958	0	0	0	2,166,415	0	3,857,373
529000	Utilities	4,991,267	0	0	0	0	0	4,991,267
530000	Supplies & Materials	449,861	0	0	0	0	0	449,861
540000	Travel	21,399	0	0	0	0	0	21,399
550000	Capital Outlay	105,772	0	0	0	0	0	105,772
	TOTAL NET OPERATING EXPENSES	7,259,257	0	0	0	2,166,415	0	9,425,672
	SUB PROGRAM TOTAL	14,586,855	0	0	0	2,321,645	0	16,908,500

EXPENDITURE SUMMARY
2010-2011 GENERAL OPERATING BUDGET
UNIVERSITY OF NEBRASKA AT OMAHA

SUBPROGRAM #/NAME: 41 Executive Administration

ACCOUNT	DESCRIPTION	DESIGNATED AND/OR RESTRICTED					TOTAL
		UNRESTRICTED	CASH	REVOLVING	FEDERAL	AUXILIARIES AND SERVICES	
	Other	10,793	0	0	0	0	10,793
	SUBTOTAL FACULTY	10,793	0	0	0	0	10,793
512100	Other Administrators	251,280	0	0	0	20,515	271,795
513000	Managerial/Professional	175,402	0	0	162,652	0	338,054
514000	Clerical/Technical/Service	82,648	0	0	21,632	0	104,280
516000	Student Wages	1,358	0	0	0	0	1,358
	SUBTOTAL NONFACULTY	510,688	0	0	184,284	20,515	715,487
	SUBTOTAL SALARIES & WAGES	521,481	0	0	184,284	20,515	726,280
519100	Retirement Contribution	39,641	0	0	14,202	1,641	55,484
519200	FICA Contribution	34,882	0	0	12,070	1,372	48,324
519300	Health Insurance Contribution	55,365	0	0	15,516	1,727	72,608
519400	Life Insurance Contribution	1,982	0	0	185	21	2,188
	SUBTOTAL BENEFITS	131,870	0	0	41,973	4,761	178,604
	TOTAL PERSONAL SERVICES	653,351	0	0	226,257	25,276	904,884
521000	Operating Expense	82,985	18,880	0	0	0	101,865
530000	Supplies & Materials	14,794	0	0	0	0	14,794
540000	Travel	8,847	0	0	0	0	8,847
550000	Capital Outlay	1,174	0	0	0	0	1,174
	TOTAL NET OPERATING EXPENSES	107,800	18,880	0	0	0	126,680
	SUB PROGRAM TOTAL	761,151	18,880	0	226,257	25,276	1,031,564

10/1/2010 4:25:38PM

EXPENDITURE SUMMARY
2010-2011 GENERAL OPERATING BUDGET
UNIVERSITY OF NEBRASKA AT OMAHA

SUBPROGRAM #/NAME: 42 Student Services

ACCOUNT	DESCRIPTION	DESIGNATED AND/OR RESTRICTED					TOTAL
		UNRESTRICTED	CASH	REVOLVING	FEDERAL	AUXILIARIES AND SERVICES	
		STATE AND UNIVERSITY GENERATED					
512100	Other Administrators	329,759	0	0	0	125,240	0
513000	Managerial/Professional	1,413,194	0	941,148	0	1,429,631	0
514000	Clerical/Technical/Service	633,111	0	327,562	9,292	1,574,458	0
515000	Other Academic	43,711	0	15,895	0	92,721	0
516000	Student Wages	26,533	0	48,496	14,400	818,831	0
517000	Supplemental Salaries & Wages	186,957	0	6,693	0	106,385	0
	SUBTOTAL NONFACULTY	2,633,265	0	1,339,794	23,692	4,147,266	0
	SUBTOTAL SALARIES & WAGES	2,633,265	0	1,339,794	23,692	4,147,266	0
519100	Retirement Contribution	187,648	0	97,268	614	240,773	0
519200	FICA Contribution	175,649	0	84,014	694	251,522	0
519300	Health Insurance Contribution	264,265	0	174,642	1,180	284,004	0
519400	Life Insurance Contribution	9,461	0	1,894	17	3,084	0
519700	Unemployment Compensation	1,445	0	0	0	0	0
519800	Workers Compensation	17,177	0	10,213	0	31,396	0
	SUBTOTAL BENEFITS	655,645	0	368,031	2,505	810,779	0
	TOTAL PERSONAL SERVICES	3,288,910	0	1,707,825	26,197	4,958,045	0
521000	Operating Expense	277,126	25,020	803,986	8,789	1,961,942	0
530000	Supplies & Materials	78,875	0	134,875	0	550,054	0
540000	Travel	811	0	5,000	0	50,431	0
550000	Capital Outlay	0	0	0	0	27,450	0
560000	Government Aid	5,132	0	0	0	31,284	0
570000	Cost of Goods Sold	0	0	0	0	8,031,500	0
	TOTAL NET OPERATING EXPENSES	361,944	25,020	943,861	8,789	10,672,661	0
	SUB PROGRAM TOTAL	3,650,854	25,020	2,651,686	34,986	15,630,706	0

10/1/2010 4:25:38PM

EXPENDITURE SUMMARY
2010-2011 GENERAL OPERATING BUDGET
UNIVERSITY OF NEBRASKA AT OMAHA

SUBPROGRAM #/NAME: 43 Business and Finance

ACCOUNT	DESCRIPTION	DESIGNATED AND/OR RESTRICTED					TOTAL
		STATE AND UNIVERSITY GENERATED	CASH	REVOLVING	FEDERAL	AUXILIARIES AND SERVICES	
512100	Other Administrators	657,720	0	0	0	0	657,720
513000	Managerial/Professional	1,769,446	0	142,058	0	0	1,911,504
514000	Clerical/Technical/Service	786,158	0	0	0	0	786,158
516000	Student Wages	59,765	0	1,383	0	0	61,148
517000	Supplemental Salaries & Wages	48,193	0	0	0	0	48,193
	SUBTOTAL NONFACULTY	3,321,282	0	143,441	0	0	3,464,723
	SUBTOTAL SALARIES & WAGES	3,321,282	0	143,441	0	0	3,464,723
519100	Retirement Contribution	247,611	0	11,365	0	0	258,976
519200	FICA Contribution	219,482	0	8,606	0	0	228,088
519300	Health Insurance Contribution	353,689	0	16,103	0	0	369,792
519400	Life Insurance Contribution	12,662	0	192	0	0	12,854
519700	Unemployment Compensation	3,788	0	0	0	0	3,788
519800	Workers Compensation	42,073	0	1,085	0	0	43,158
	SUBTOTAL BENEFITS	879,305	0	37,351	0	0	916,656
	TOTAL PERSONAL SERVICES	4,200,587	0	180,792	0	0	4,381,379
521000	Operating Expense	997,839	62,820	29,736	0	0	1,090,395
530000	Supplies & Materials	105,499	0	21,200	0	0	126,699
540000	Travel	17,648	0	0	0	0	17,648
550000	Capital Outlay	20,204	0	0	0	0	20,204
	TOTAL NET OPERATING EXPENSES	1,141,190	62,820	50,936	0	0	1,254,946
	SUB PROGRAM TOTAL	5,341,777	62,820	231,728	0	0	5,636,325

10/1/2010 4:25:38PM

EXPENDITURE SUMMARY
2010-2011 GENERAL OPERATING BUDGET
UNIVERSITY OF NEBRASKA AT OMAHA

SUBPROGRAM #/NAME:	44	General Expense	DESIGNATED AND/OR RESTRICTED						10/1/2010	4:25:38PM
			UNRESTRICTED			TRUST				
			STATE AND UNIVERSITY GENERATED	CASH	REVOLVING	FEDERAL	AUXILIARIES AND SERVICES	TOTAL		
512100		Other Administrators	82,646	0	0	0	0	0	82,646	
513000		Managerial/Professional	195,968	0	0	0	60,537	0	256,505	
514000		Clerical/Technical/Service	70,868	0	0	0	17,334	0	88,202	
516000		Student Wages	6,439	0	0	0	8,319	0	14,758	
		SUBTOTAL NONFACULTY	355,921	0	0	0	86,190	0	442,111	
		SUBTOTAL SALARIES & WAGES	355,921	0	0	0	86,190	0	442,111	
519100		Retirement Contribution	26,263	0	0	0	5,796	0	32,059	
519200		FICA Contribution	24,046	0	0	0	5,559	0	29,605	
519300		Health Insurance Contribution	35,981	0	0	0	6,931	0	42,912	
519400		Life Insurance Contribution	1,289	0	0	0	78	0	1,367	
519800		Workers Compensation	0	0	0	0	652	0	652	
		SUBTOTAL BENEFITS	87,579	0	0	0	19,016	0	106,595	
		TOTAL PERSONAL SERVICES	443,500	0	0	0	105,206	0	548,706	
521000		Operating Expense	183,394	0	0	0	199,306	0	382,700	
530000		Supplies & Materials	57,842	0	0	0	50,643	0	108,485	
		TOTAL NET OPERATING EXPENSES	241,236	0	0	0	249,949	0	491,185	
		SUB PROGRAM TOTAL	684,736	0	0	0	355,155	0	1,039,891	

EXPENDITURE SUMMARY
 2010-2011 GENERAL OPERATING BUDGET
 UNIVERSITY OF NEBRASKA AT OMAHA

SUBPROGRAM #/NAME: 75 Student Housing

ACCOUNT	DESCRIPTION	DESIGNATED AND/OR RESTRICTED				TOTAL
		UNRESTRICTED	CASH	REVOLVING	FEDERAL	
		STATE AND UNIVERSITY GENERATED			AUXILIARIES AND SERVICES	TRUST
513000	Managerial/Professional	0	0	0	182,180	0
514000	Clerical/Technical/Service	0	0	0	144,768	0
516000	Student Wages	0	0	0	70,000	0
	SUBTOTAL NONFACULTY	0	0	0	396,948	0
	SUBTOTAL SALARIES & WAGES	0	0	0	396,948	0
519100	Retirement Contribution	0	0	0	18,464	0
519200	FICA Contribution	0	0	0	27,975	0
519300	Health Insurance Contribution	0	0	0	76,016	0
519400	Life Insurance Contribution	0	0	0	555	0
519800	Workers Compensation	0	0	0	2,863	0
	SUBTOTAL BENEFITS	0	0	0	125,873	0
	TOTAL PERSONAL SERVICES	0	0	0	522,821	0
521000	Operating Expense	0	0	0	1,048,559	0
530000	Supplies & Materials	0	0	0	180,000	0
	TOTAL NET OPERATING EXPENSES	0	0	0	1,228,559	0
	SUB PROGRAM TOTAL	0	0	0	1,751,380	0

10/1/2010 4:25:38PM

EXPENDITURE SUMMARY
2010-2011 GENERAL OPERATING BUDGET
UNIVERSITY OF NEBRASKA AT OMAHA

SUBPROGRAM #/NAME: 77 Intercollegiate Athletics

		DESIGNATED AND/OR RESTRICTED					10/1/2010 4:25:38PM	
		UNRESTRICTED						
ACCOUNT	DESCRIPTION	STATE AND UNIVERSITY GENERATED	CASH	REVOLVING	FEDERAL	AUXILIARIES AND SERVICES	TRUST	TOTAL
	Instructor	0	0	0	0	4,452	0	4,452
	SUBTOTAL FACULTY	0	0	0	0	4,452	0	4,452
512100	Other Administrators	0	0	0	0	975,477	0	975,477
513000	Managerial/Professional	1,382,970	0	0	0	81,616	0	1,464,586
514000	Clerical/Technical/Service	0	0	0	0	152,630	0	152,630
516000	Student Wages	0	0	0	0	151,688	0	151,688
517000	Supplemental Salaries & Wages	0	0	0	0	30,332	0	30,332
	SUBTOTAL NONFACULTY	1,382,970	0	0	0	1,391,743	0	2,774,713
	SUBTOTAL SALARIES & WAGES	1,382,970	0	0	0	1,396,195	0	2,779,165
519100	Retirement Contribution	112,168	0	0	0	30,329	0	142,497
519200	FICA Contribution	117,421	0	0	0	73,116	0	190,537
519300	Health Insurance Contribution	155,626	0	0	0	186,727	0	342,353
519400	Life Insurance Contribution	7,905	0	0	0	-3,317	0	4,588
519800	Workers Compensation	0	0	0	0	20,681	0	20,681
	SUBTOTAL BENEFITS	393,120	0	0	0	307,536	0	700,656
	TOTAL PERSONAL SERVICES	1,776,090	0	0	0	1,703,731	0	3,479,821
521000	Operating Expense	0	0	0	0	1,484,108	0	1,484,108
530000	Supplies & Materials	0	0	0	0	845,128	0	845,128
540000	Travel	0	0	0	0	802,569	0	802,569
560000	Government Aid	0	0	0	0	779,750	0	779,750
	TOTAL NET OPERATING EXPENSES	0	0	0	0	3,911,555	0	3,911,555
	SUB PROGRAM TOTAL	1,776,090	0	0	0	5,615,286	0	7,391,376

EXPENDITURE SUMMARY
2010-2011 GENERAL OPERATING BUDGET
UNIVERSITY OF NEBRASKA AT OMAHA

SUBPROGRAM #/NAME: 98 Company Balance Sheets

ACCOUNT	DESCRIPTION	UNRESTRICTED				DESIGNATED AND/OR RESTRICTED				TOTAL
		STATE AND UNIVERSITY GENERATED	CASH	REVOLVING	FEDERAL	AUXILIARIES AND SERVICES	TRUST			
512100	Other Administrators	0	0	0	0	105,252	0	0	0	105,252
513000	Managerial/Professional	0	0	0	0	275,531	0	0	0	275,531
514000	Clerical/Technical/Service	0	0	0	0	152,881	0	0	0	152,881
	SUBTOTAL NONFACULTY	0	0	0	0	533,664	0	0	0	533,664
	SUBTOTAL SALARIES & WAGES	0	0	0	0	533,664	0	0	0	533,664
519100	Retirement Contribution	0	0	0	0	40,425	0	0	0	40,425
519200	FICA Contribution	0	0	0	0	34,617	0	0	0	34,617
519300	Health Insurance Contribution	0	0	0	0	47,263	0	0	0	47,263
519400	Life Insurance Contribution	0	0	0	0	534	0	0	0	534
519800	Workers Compensation	0	0	0	0	4,046	0	0	0	4,046
	SUBTOTAL BENEFITS	0	0	0	0	126,885	0	0	0	126,885
	TOTAL PERSONAL SERVICES	0	0	0	0	660,549	0	0	0	660,549
521000	Operating Expense	0	0	0	0	3,164,723	0	0	0	3,164,723
530000	Supplies & Materials	0	0	0	0	50,556	0	0	0	50,556
	TOTAL NET OPERATING EXPENSES	0	0	0	0	3,215,279	0	0	0	3,215,279
	SUB PROGRAM TOTAL	0	0	0	0	3,875,828	0	0	0	3,875,828

10/1/2010 4:25:38PM

EXPENDITURE SUMMARY
 2010-2011 GENERAL OPERATING BUDGET
 UNIVERSITY OF NEBRASKA AT OMAHA

SUBPROGRAM #/NAME: 99 Income Activity

ACCOUNT	DESCRIPTION	UNRESTRICTED				DESIGNATED AND/OR RESTRICTED				TOTAL
		STATE AND UNIVERSITY GENERATED	CASH	REVOLVING	FEDERAL	AUXILIARIES AND SERVICES	TRUST			
521000	Operating Expense	0	0	0	4,066,983	0	0	0	3,682,844	7,749,827
530000	Supplies & Materials	0	0	0	1,480,000	0	0	0	3,881,395	5,361,395
540000	Travel	0	0	0	296,000	0	0	0	850,420	1,146,420
550000	Capital Outlay	0	0	0	163,000	0	0	0	132,200	295,200
560000	Government Aid	0	0	0	73,799,000	0	0	0	4,766,150	78,565,150
	TOTAL NET OPERATING EXPENSES	0	0	0	79,804,983	0	0	0	13,313,009	93,117,992
	SUB PROGRAM TOTAL	0	0	0	79,804,983	0	0	0	13,313,009	93,117,992

10/1/2010 4:25:38PM

EXPENDITURE SUMMARY
2010-2011 GENERAL OPERATING BUDGET
UNIVERSITY OF NEBRASKA AT KEARNEY

CAMPUS TOTAL		DESIGNATED AND/OR RESTRICTED						10/1/2010 4:25:39PM	
		UNRESTRICTED	CASH	REVOLVING	FEDERAL	AUXILIARIES AND SERVICES	TRUST	TOTAL	
ACCOUNT	DESCRIPTION	STATE AND UNIVERSITY GENERATED							
511000	FACULTY								
	Professor	7,453,292	0	0	0	0	56,073	7,509,365	
	Associate Professor	5,216,482	0	0	0	0	0	5,216,482	
	Assistant Professor	3,823,234	0	0	0	0	22,425	3,845,659	
	Instructor	54,494	0	0	0	0	0	54,494	
	Other	4,719,940	0	213,219	257,997	0	479,905	5,671,061	
	SUBTOTAL FACULTY	21,267,442	0	213,219	257,997	0	558,403	22,297,061	
512100	Other Administrators	3,955,226	0	0	0	313,674	57,429	4,326,329	
512000	Chairpersons	950,094	0	0	0	0	0	950,094	
513000	Managerial/Professional	4,741,871	0	616,809	184,795	780,622	136,544	6,460,641	
514000	Clerical/Technical/Service	4,926,144	0	0	52,205	1,345,620	0	6,323,969	
515000	Other Academic	613,346	0	0	0	0	0	613,346	
516000	Student Wages	454,800	0	476,847	188,130	313,095	60,900	1,493,772	
517000	Supplemental Salaries & Wages	0	0	0	0	553,400	0	553,400	
	SUBTOTAL NONFACULTY	15,641,481	0	1,093,656	425,130	3,306,411	254,873	20,721,551	
	SUBTOTAL SALARIES & WAGES	36,908,923	0	1,306,875	683,127	3,306,411	813,276	43,018,612	
519100	Retirement Contribution	2,838,329	0	78,413	43,720	88,963	36,431	3,085,856	
519200	FICA Contribution	2,799,792	0	91,002	51,672	329,502	49,370	3,321,338	
519300	Health Insurance Contribution	5,191,099	0	109,489	83,556	697,601	67,200	6,148,945	
519400	Life Insurance Contribution	38,613	0	1,307	684	1,240	809	42,653	
519600	Staff Remissions	4,939	0	0	0	10,733	0	15,672	
519700	Unemployment Compensation	46,000	0	0	0	0	0	46,000	
519800	Workers Compensation	159,438	0	12,500	0	20,239	4,961	197,138	
	SUBTOTAL BENEFITS	11,078,210	0	292,711	179,632	1,148,278	158,771	12,857,602	
	TOTAL PERSONAL SERVICES	47,987,133	0	1,599,586	862,759	4,454,689	972,047	55,876,214	
521000	Operating Expense	6,776,477	160,000	5,400,414	1,541,220	7,696,651	2,099,081	23,673,843	
529000	Utilities	2,523,952	0	0	0	1,420,257	0	3,944,209	
540000	Travel	327,474	0	0	0	21,587	0	349,061	
550000	Capital Outlay	943,634	0	0	0	6,816	0	950,450	
560000	Government Aid	76,442	0	0	36,896,021	0	2,228,872	39,201,335	
	TOTAL NET OPERATING EXPENSES	10,647,979	160,000	5,400,414	38,437,241	9,145,311	4,327,953	68,118,898	
	CAMPUS TOTAL	58,635,112	160,000	7,000,000	39,300,000	13,600,000	5,300,000	123,995,112	

REVENUE SUMMARY
2010-2011 GENERAL OPERATING BUDGET
UNIVERSITY OF NEBRASKA AT KEARNEY

CAMPUS TOTAL	ACCOUNT	DESCRIPTION	UNRESTRICTED		DESIGNATED AND/OR RESTRICTED					TOTAL
			STATE AND UNIVERSITY GENERATED	CASH	REVOLVING	FEDERAL	AUXILIARIES AND SERVICES	TRUST		
									10/1/2010	
	410000	State Appropriation	34,097,172	0	0	0	0	0	0	34,097,172
	TOTAL STATE SUPPORT		34,097,172	0	0	0	0	0	0	34,097,172
	461000	Federal Grants & Contract	0	0	0	2,403,979	0	0	0	2,403,979
	490000	Other Revenues	0	0	0	36,896,021	0	0	0	36,896,021
	TOTAL FEDERAL FUND		0	0	0	39,300,000	0	0	0	39,300,000
	441000	Tuition	0	0	685,290	0	0	0	0	685,290
	442810	Other Student Fees	0	0	2,542,000	0	0	0	0	2,542,000
	450000	Sales and Services	0	0	3,617,710	0	13,274,439	0	0	16,892,149
	460000	Restricted Revenue	0	0	0	0	325,561	0	0	325,561
	490000	Other Revenues	0	0	155,000	0	0	0	0	155,000
	TOTAL REVOLVING FUND		0	0	7,000,000	0	13,600,000	0	0	20,600,000
	442810	Other Student Fees	0	0	0	0	0	314,990	0	314,990
	460000	Restricted Revenue	0	0	0	0	0	4,893,616	0	4,893,616
	461000	Federal Grants & Contract	0	0	0	0	0	91,394	0	91,394
	TOTAL TRUST FUND		0	0	0	0	0	5,300,000	0	5,300,000
	441100	Undergraduate Resident	20,487,408	0	0	0	0	0	0	20,487,408
	441110	Undergraduate Nonresident	6,297,268	0	0	0	0	0	0	6,297,268
	441200	Graduate Resident	3,509,889	0	0	0	0	0	0	3,509,889
	441210	Graduate Nonresident	1,747,836	0	0	0	0	0	0	1,747,836
	TOTAL GROSS TUITION		32,042,401	0	0	0	0	0	0	32,042,401
	441001	Tuition Adjustments	-1,231,367	0	0	0	0	0	0	-1,231,367
	441990	Tuition Remissions	-6,100,520	0	0	0	0	0	0	-6,100,520
	TOTAL TUITION OFFSETS		-7,331,887	0	0	0	0	0	0	-7,331,887
	SUBTOTAL NET TUITION (CASH)		24,710,514	0	0	0	0	0	0	24,710,514
	442100	Institutional Student Fee	167,000	0	0	0	0	0	0	167,000
	442710	Graduation Processing Fee	31,300	0	0	0	0	0	0	31,300
	442800	Late Payment Fees	51,260	0	0	0	0	0	0	51,260
	SUBTOTAL STUDENT FEES		249,560	0	0	0	0	0	0	249,560
	430000	Invest Loan/Endowment	620,000	0	0	0	0	0	0	620,000
	461900	Indirect Costs-Federal	20,000	160,000	0	0	0	0	0	180,000
	490100	Misc Cash Income	69,000	0	0	0	0	0	0	69,000
	833428	U-Wide Debt Svc & Admin S	-1,131,134	0	0	0	0	0	0	-1,131,134
	SUBTOTAL OTHER CASH		-422,134	160,000	0	0	0	0	0	-12,574
	TOTAL CASH FUND		24,537,940	160,000	0	0	0	0	0	24,697,940
	TOTAL REVENUE		58,635,112	160,000	7,000,000	39,300,000	13,600,000	5,300,000	0	123,995,112

EXPENDITURE SUMMARY
2010-2011 GENERAL OPERATING BUDGET
UNIVERSITY OF NEBRASKA AT KEARNEY

SUBPROGRAM #/NAME: 01 Academic Affairs

ACCOUNT	DESCRIPTION	DESIGNATED AND/OR RESTRICTED					TOTAL	
		UNRESTRICTED		TRUST				
		STATE AND UNIVERSITY GENERATED	CASH	REVOLVING	FEDERAL	AUXILIARIES AND SERVICES		
511000 FACULTY								10/1/2010 4:25:41PM
	Professor	0	0	0	0	0	16,750	16,750
	Other	30,223	0	0	0	0	0	30,223
	SUBTOTAL FACULTY	30,223	0	0	0	0	16,750	46,973
512100	Other Administrators	252,589	0	0	0	0	0	252,589
513000	Managerial/Professional	89,240	0	0	0	0	0	89,240
514000	Clerical/Technical/Service	69,344	0	0	0	0	0	69,344
515000	Other Academic	74,548	0	0	0	0	0	74,548
516000	Student Wages	42	0	0	0	0	0	42
	SUBTOTAL NONFACULTY	485,763	0	0	0	0	0	485,763
	SUBTOTAL SALARIES & WAGES	515,986	0	0	0	0	16,750	532,736
519100	Retirement Contribution	39,732	0	0	0	0	79	39,811
519200	FICA Contribution	43,177	0	0	0	0	105	43,282
519300	Health Insurance Contribution	256,484	0	0	0	0	144	256,628
519400	Life Insurance Contribution	516	0	0	0	0	2	518
519800	Workers Compensation	0	0	0	0	0	0	0
	SUBTOTAL BENEFITS	339,909	0	0	0	0	330	340,239
	TOTAL PERSONAL SERVICES	855,895	0	0	0	0	17,080	872,975
521000	Operating Expense	1,715,874	160,000	1,945,000	0	0	0	3,820,874
540000	Travel	13,000	0	0	0	0	0	13,000
550000	Capital Outlay	900	0	0	0	0	0	900
	TOTAL NET OPERATING EXPENSES	1,729,774	160,000	1,945,000	0	0	0	3,834,774
	SUB PROGRAM TOTAL	2,585,669	160,000	1,945,000	0	0	17,080	4,707,749

EXPENDITURE SUMMARY
2010-2011 GENERAL OPERATING BUDGET
UNIVERSITY OF NEBRASKA AT KEARNEY

SUBPROGRAM #/NAME:	05	College of Natural and Social Sciences	DESIGNATED AND/OR RESTRICTED						10/1/2010	4:25:41PM
			UNRESTRICTED							
			STATE AND UNIVERSITY GENERATED	CASH	REVOLVING	FEDERAL	AUXILIARIES AND SERVICES	TRUST		
511000 FACULTY										
Professor			2,843,620	0	0	0	0	0	9,323	2,852,943
Associate Professor			1,719,606	0	0	0	0	0	0	1,719,606
Assistant Professor			994,068	0	0	0	0	0	22,425	1,016,493
Other			633,277	0	0	0	0	0	0	633,277
SUBTOTAL FACULTY			6,190,571	0	0	0	0	0	31,748	6,222,319
512100 Other Administrators			134,206	0	0	0	0	0	0	134,206
512000 Chairpersons			403,262	0	0	0	0	0	0	403,262
513000 Managerial/Professional			153,207	0	0	0	0	0	0	153,207
514000 Clerical/Technical/Service			353,310	0	0	0	0	0	0	353,310
515000 Other Academic			9,072	0	0	0	0	0	0	9,072
516000 Student Wages			47,438	0	0	0	0	0	0	47,438
SUBTOTAL NONFACULTY			1,100,495	0	0	0	0	0	0	1,100,495
SUBTOTAL SALARIES & WAGES			7,291,066	0	0	0	0	0	31,748	7,322,814
519100 Retirement Contribution			561,412	0	0	0	0	0	1,429	562,841
519200 FICA Contribution			554,123	0	0	0	0	0	1,905	556,028
519300 Health Insurance Contribution			1,020,747	0	0	0	0	0	2,249	1,022,996
519400 Life Insurance Contribution			7,295	0	0	0	0	0	31	7,326
519600 Staff Remissions			1,879	0	0	0	0	0	0	1,879
519800 Workers Compensation			0	0	0	0	0	0	0	0
SUBTOTAL BENEFITS			2,145,456	0	0	0	0	0	5,614	2,151,070
TOTAL PERSONAL SERVICES			9,436,522	0	0	0	0	0	37,362	9,473,884
521000 Operating Expense			409,808	0	0	0	0	0	0	409,808
540000 Travel			25,561	0	0	0	0	0	0	25,561
550000 Capital Outlay			77,942	0	0	0	0	0	0	77,942
TOTAL NET OPERATING EXPENSES			513,311	0	0	0	0	0	0	513,311
SUB PROGRAM TOTAL			9,949,833	0	0	0	0	0	37,362	9,987,195

EXPENDITURE SUMMARY
2010-2011 GENERAL OPERATING BUDGET
UNIVERSITY OF NEBRASKA AT KEARNEY

SUBPROGRAM #/NAME:	06	College of Business Administration	DESIGNATED AND/OR RESTRICTED					10/1/2010	4:25:41PM
			UNRESTRICTED	CASH	REVOLVING	FEDERAL	AUXILIARIES AND SERVICES		
ACCOUNT	DESCRIPTION	STATE AND UNIVERSITY GENERATED	CASH	REVOLVING	FEDERAL	AUXILIARIES AND SERVICES	TRUST	TOTAL	
511000	FACULTY								
	Professor	1,561,179	0	0	0	0	10,000	1,571,179	
	Associate Professor	1,008,575	0	0	0	0	0	1,008,575	
	Assistant Professor	1,040,679	0	0	0	0	0	1,040,679	
	Other	772,703	0	0	0	0	0	772,703	
	SUBTOTAL FACULTY	4,383,136	0	0	0	0	10,000	4,393,136	
512100	Other Administrators	227,496	0	0	0	0	0	227,496	
512000	Chairpersons	227,204	0	0	0	0	0	227,204	
513000	Managerial/Professional	168,558	0	0	0	0	0	168,558	
514000	Clerical/Technical/Service	239,034	0	0	12,483	0	0	251,517	
516000	Student Wages	44,695	0	0	0	0	0	44,695	
	SUBTOTAL NONFACULTY	906,987	0	0	12,483	0	0	919,470	
	SUBTOTAL SALARIES & WAGES	5,290,123	0	0	12,483	0	10,000	5,312,606	
519100	Retirement Contribution	402,746	0	0	799	0	450	403,995	
519200	FICA Contribution	397,518	0	0	874	0	600	398,992	
519300	Health Insurance Contribution	732,268	0	0	1,523	0	820	734,611	
519400	Life Insurance Contribution	5,231	0	0	12	0	10	5,253	
519800	Workers Compensation	0	0	0	0	0	0	0	
	SUBTOTAL BENEFITS	1,537,763	0	0	3,208	0	1,880	1,542,851	
	TOTAL PERSONAL SERVICES	6,827,886	0	0	15,691	0	11,880	6,855,457	
521000	Operating Expense	165,140	0	0	0	0	0	165,140	
540000	Travel	39,850	0	0	0	0	0	39,850	
550000	Capital Outlay	54,000	0	0	0	0	0	54,000	
	TOTAL NET OPERATING EXPENSES	258,990	0	0	0	0	0	258,990	
	SUB PROGRAM TOTAL	7,086,876	0	0	15,691	0	11,880	7,114,447	

EXPENDITURE SUMMARY
2010-2011 GENERAL OPERATING BUDGET
UNIVERSITY OF NEBRASKA AT KEARNEY

SUBPROGRAM #/NAME: 07 College of Fine Arts & Humanities

ACCOUNT	DESCRIPTION	DESIGNATED AND/OR RESTRICTED				TOTAL
		UNRESTRICTED	CASH	REVOLVING	FEDERAL	
		10/1/2010				4:25:41PM
		STATE AND UNIVERSITY GENERATED				
511000 FACULTY	Professor	2,020,483	0	0	0	2,040,483
	Associate Professor	1,199,442	0	0	0	1,199,442
	Assistant Professor	754,801	0	0	0	754,801
	Other	837,646	0	0	0	837,646
	SUBTOTAL FACULTY	4,812,372	0	0	0	4,832,372
512100	Other Administrators	195,901	0	0	0	195,901
512000	Chairpersons	150,892	0	0	0	150,892
513000	Managerial/Professional	135,487	0	0	0	135,487
514000	Clerical/Technical/Service	223,053	0	0	0	223,053
516000	Student Wages	74,359	0	0	0	74,359
	SUBTOTAL NONFACULTY	779,692	0	0	0	779,692
	SUBTOTAL SALARIES & WAGES	5,592,064	0	0	0	5,612,064
519100	Retirement Contribution	430,585	0	0	0	431,485
519200	FICA Contribution	424,997	0	0	0	426,197
519300	Health Insurance Contribution	782,890	0	0	0	784,530
519400	Life Insurance Contribution	5,592	0	0	0	5,612
519800	Workers Compensation	0	0	0	0	0
	SUBTOTAL BENEFITS	1,644,064	0	0	0	1,647,824
	TOTAL PERSONAL SERVICES	7,236,128	0	0	0	7,259,888
521000	Operating Expense	377,096	0	0	0	377,096
540000	Travel	43,500	0	0	0	43,500
550000	Capital Outlay	38,822	0	0	0	38,822
	TOTAL NET OPERATING EXPENSES	459,418	0	0	0	459,418
	SUB PROGRAM TOTAL	7,695,546	0	0	0	7,719,306

EXPENDITURE SUMMARY
2010-2011 GENERAL OPERATING BUDGET
UNIVERSITY OF NEBRASKA AT KEARNEY

SUBPROGRAM #/NAME:	10	College of Education	DESIGNATED AND/OR RESTRICTED					10/1/2010	4:25:41PM
			UNRESTRICTED						
			STATE AND UNIVERSITY GENERATED	CASH	REVOLVING	FEDERAL	AUXILIARIES AND SERVICES		
511000 FACULTY									
Professor			1,028,010	0	0	0	0	1,028,010	
Associate Professor			952,869	0	0	0	0	952,869	
Assistant Professor			803,627	0	0	0	0	803,627	
Instructor			54,494	0	0	0	0	54,494	
Other			1,089,376	0	0	0	0	1,089,376	
SUBTOTAL FACULTY			3,928,376	0	0	0	0	3,928,376	
512100 Other Administrators			216,906	0	0	0	0	216,906	
512000 Chairpersons			168,736	0	0	0	0	168,736	
513000 Managerial/Professional			302,240	0	0	0	0	302,240	
514000 Clerical/Technical/Service			321,337	0	0	0	0	321,337	
516000 Student Wages			36,546	0	0	0	0	36,546	
SUBTOTAL NONFACULTY			1,045,765	0	0	0	0	1,045,765	
SUBTOTAL SALARIES & WAGES			4,974,141	0	0	0	0	4,974,141	
519100 Retirement Contribution			383,009	0	0	0	0	383,009	
519200 FICA Contribution			378,035	0	0	0	0	378,035	
519300 Health Insurance Contribution			696,382	0	0	0	0	696,382	
519400 Life Insurance Contribution			4,975	0	0	0	0	4,975	
519800 Workers Compensation			0	0	0	0	0	0	
SUBTOTAL BENEFITS			1,462,401	0	0	0	0	1,462,401	
TOTAL PERSONAL SERVICES			6,436,542	0	0	0	0	6,436,542	
521000 Operating Expense			284,994	0	0	0	0	284,994	
540000 Travel			64,717	0	0	0	0	64,717	
550000 Capital Outlay			10,000	0	0	0	0	10,000	
TOTAL NET OPERATING EXPENSES			359,711	0	0	0	0	359,711	
SUB PROGRAM TOTAL			6,796,253	0	0	0	0	6,796,253	

EXPENDITURE SUMMARY
2010-2011 GENERAL OPERATING BUDGET
UNIVERSITY OF NEBRASKA AT KEARNEY

SUBPROGRAM #/NAME: 12 College of Graduate Studies

ACCOUNT	DESCRIPTION	DESIGNATED AND/OR RESTRICTED					TOTAL
		STATE AND UNIVERSITY GENERATED	CASH	REVOLVING	FEDERAL	AUXILIARIES AND SERVICES	
	Assistant Professor	43,375	0	0	0	0	43,375
	Other	309	0	0	0	0	309
	SUBTOTAL FACULTY	43,684	0	0	0	0	43,684
512100	Other Administrators	160,498	0	0	0	0	160,498
513000	Managerial/Professional	173,766	0	0	0	0	173,766
514000	Clerical/Technical/Service	73,211	0	0	0	0	73,211
515000	Other Academic	466,222	0	0	0	0	466,222
516000	Student Wages	29,628	0	0	0	0	29,628
	SUBTOTAL NONFACULTY	903,325	0	0	0	0	903,325
	SUBTOTAL SALARIES & WAGES	947,009	0	0	0	0	947,009
519100	Retirement Contribution	71,784	0	0	0	0	71,784
519200	FICA Contribution	70,744	0	0	0	0	70,744
519300	Health Insurance Contribution	133,980	0	0	0	0	133,980
519400	Life Insurance Contribution	965	0	0	0	0	965
519800	Workers Compensation	0	0	0	0	0	0
	SUBTOTAL BENEFITS	277,473	0	0	0	0	277,473
	TOTAL PERSONAL SERVICES	1,224,482	0	0	0	0	1,224,482
521000	Operating Expense	169,615	0	0	0	0	169,615
540000	Travel	19,064	0	0	0	0	19,064
550000	Capital Outlay	0	0	0	0	0	0
560000	Government Aid	2,442	0	0	0	0	2,442
	TOTAL NET OPERATING EXPENSES	191,121	0	0	0	0	191,121
	SUB PROGRAM TOTAL	1,415,603	0	0	0	0	1,415,603

10/1/2010 4:25:41PM

EXPENDITURE SUMMARY
2010-2011 GENERAL OPERATING BUDGET
UNIVERSITY OF NEBRASKA AT KEARNEY

SUBPROGRAM #/NAME: 16 University Libraries

ACCOUNT	DESCRIPTION	DESIGNATED AND/OR RESTRICTED					TOTAL
		STATE AND UNIVERSITY GENERATED	CASH	REVOLVING	FEDERAL	AUXILIARIES AND SERVICES	
	Associate Professor	335,990	0	0	0	0	335,990
	Assistant Professor	124,393	0	0	0	0	124,393
	Other	153,983	0	0	0	0	153,983
	SUBTOTAL FACULTY	614,366	0	0	0	0	614,366
512100	Other Administrators	123,793	0	0	0	0	123,793
513000	Managerial/Professional	107,691	0	0	0	0	107,691
514000	Clerical/Technical/Service	371,004	0	0	0	0	371,004
516000	Student Wages	66,953	0	0	0	0	66,953
	SUBTOTAL NONFACULTY	669,441	0	0	0	0	669,441
	SUBTOTAL SALARIES & WAGES	1,283,807	0	0	0	0	1,283,807
519100	Retirement Contribution	98,852	0	0	0	0	98,852
519200	FICA Contribution	97,569	0	0	0	0	97,569
519300	Health Insurance Contribution	179,733	0	0	0	0	179,733
519400	Life Insurance Contribution	1,284	0	0	0	0	1,284
	SUBTOTAL BENEFITS	377,438	0	0	0	0	377,438
	TOTAL PERSONAL SERVICES	1,661,245	0	0	0	0	1,661,245
550000	Capital Outlay	691,575	0	0	0	0	691,575
	TOTAL NET OPERATING EXPENSES	691,575	0	0	0	0	691,575
	SUB PROGRAM TOTAL	2,352,820	0	0	0	0	2,352,820

10/1/2010 4:25:41PM

EXPENDITURE SUMMARY
2010-2011 GENERAL OPERATING BUDGET
UNIVERSITY OF NEBRASKA AT KEARNEY

SUBPROGRAM #/NAME: 21 Summer Sessions

ACCOUNT	DESCRIPTION	DESIGNATED AND/OR RESTRICTED						TOTAL
		UNRESTRICTED	CASH	REVOLVING	FEDERAL	AUXILIARIES AND SERVICES	TRUST	
	Other	1,049,243	0	0	0	0	0	1,049,243
	SUBTOTAL FACULTY	1,049,243	0	0	0	0	0	1,049,243
	SUBTOTAL SALARIES & WAGES	1,049,243	0	0	0	0	0	1,049,243
519100	Retirement Contribution	83,939	0	0	0	0	0	83,939
519200	FICA Contribution	80,267	0	0	0	0	0	80,267
519300	Health Insurance Contribution	0	0	0	0	0	0	0
519400	Life Insurance Contribution	1,889	0	0	0	0	0	1,889
	SUBTOTAL BENEFITS	166,095	0	0	0	0	0	166,095
	TOTAL PERSONAL SERVICES	1,215,338	0	0	0	0	0	1,215,338
	SUB PROGRAM TOTAL	1,215,338	0	0	0	0	0	1,215,338

10/1/2010 4:25:41PM

EXPENDITURE SUMMARY
2010-2011 GENERAL OPERATING BUDGET
UNIVERSITY OF NEBRASKA AT KEARNEY

SUBPROGRAM #/NAME: 22 Other Instruction and Research

ACCOUNT	DESCRIPTION	DESIGNATED AND/OR RESTRICTED					TOTAL
		UNRESTRICTED	CASH	REVOLVING	FEDERAL	AUXILIARIES AND SERVICES	
	Assistant Professor	62,291	0	0	0	0	62,291
	Other	32,277	0	0	0	0	32,277
	SUBTOTAL FACULTY	94,568	0	0	0	0	94,568
512100	Other Administrators	288,810	0	0	0	0	288,810
513000	Managerial/Professional	187,395	0	0	16,594	0	203,989
514000	Clerical/Technical/Service	62,189	0	0	0	0	62,189
515000	Other Academic	18,144	0	0	0	0	18,144
516000	Student Wages	23,709	0	0	0	0	23,709
	SUBTOTAL NONFACULTY	580,247	0	0	16,594	0	606,841
	SUBTOTAL SALARIES & WAGES	674,815	0	0	16,594	0	701,409
519100	Retirement Contribution	51,962	0	0	1,062	0	53,024
519200	FICA Contribution	51,286	0	0	1,162	0	52,448
519300	Health Insurance Contribution	94,475	0	0	2,024	0	96,499
519400	Life Insurance Contribution	676	0	0	17	0	693
519600	Staff Remissions	3,060	0	0	0	0	3,060
519800	Workers Compensation	0	0	0	0	0	0
	SUBTOTAL BENEFITS	201,459	0	0	4,265	0	205,724
	TOTAL PERSONAL SERVICES	876,274	0	0	20,859	0	907,133
521000	Operating Expense	128,256	0	0	0	0	128,256
540000	Travel	36,191	0	0	0	0	36,191
550000	Capital Outlay	40,813	0	0	0	0	40,813
	TOTAL NET OPERATING EXPENSES	205,260	0	0	0	0	205,260
	SUB PROGRAM TOTAL	1,081,534	0	0	20,859	0	1,102,393

10/1/2010 4:25:41PM

EXPENDITURE SUMMARY
2010-2011 GENERAL OPERATING BUDGET
UNIVERSITY OF NEBRASKA AT KEARNEY

SUBPROGRAM #/NAME: 23 Student Aid

ACCOUNT	DESCRIPTION	UNRESTRICTED				DESIGNATED AND/OR RESTRICTED				TOTAL
		STATE AND UNIVERSITY GENERATED	CASH	REVOLVING	FEDERAL	AUXILIARIES AND SERVICES	TRUST	TOTAL		
513000	Managerial/Professional	0	0	0	12,635	0	0	0	12,635	
	SUBTOTAL NONFACULTY	0	0	0	12,635	0	0	0	12,635	
	SUBTOTAL SALARIES & WAGES	0	0	0	12,635	0	0	0	12,635	
519100	Retirement Contribution	0	0	0	809	0	0	0	809	
519200	FICA Contribution	0	0	0	884	0	0	0	884	
519300	Health Insurance Contribution	0	0	0	1,541	0	0	0	1,541	
519400	Life Insurance Contribution	0	0	0	13	0	0	0	13	
519800	Workers Compensation	0	0	0	0	0	0	0	0	
	SUBTOTAL BENEFITS	0	0	0	3,247	0	0	0	3,247	
	TOTAL PERSONAL SERVICES	0	0	0	15,882	0	0	0	15,882	
521000	Operating Expense	1,282,814	0	0	0	0	0	0	1,282,814	
560000	Government Aid	74,000	0	0	0	0	0	0	74,000	
	TOTAL NET OPERATING EXPENSES	1,356,814	0	0	0	0	0	0	1,356,814	
	SUB PROGRAM TOTAL	1,356,814	0	0	15,882	0	0	0	1,372,696	

10/1/2010 4:25:41PM

EXPENDITURE SUMMARY
2010-2011 GENERAL OPERATING BUDGET
UNIVERSITY OF NEBRASKA AT KEARNEY

SUBPROGRAM #/NAME: 24 International Programs

ACCOUNT	DESCRIPTION	DESIGNATED AND/OR RESTRICTED					TOTAL
		UNRESTRICTED	CASH	REVOLVING	FEDERAL	AUXILIARIES AND SERVICES	
	Other	0	0	0	0	0	0
	SUBTOTAL FACULTY	0	0	0	0	0	0
512100	Other Administrators	100,601	0	0	0	0	100,601
513000	Managerial/Professional	206,728	0	0	0	0	206,728
514000	Clerical/Technical/Service	42,041	0	0	0	0	42,041
	SUBTOTAL NONFACULTY	349,370	0	0	0	0	349,370
	SUBTOTAL SALARIES & WAGES	349,370	0	0	0	0	349,370
519100	Retirement Contribution	26,900	0	0	0	0	26,900
519200	FICA Contribution	26,553	0	0	0	0	26,553
519300	Health Insurance Contribution	48,912	0	0	0	0	48,912
519400	Life Insurance Contribution	350	0	0	0	0	350
519800	Workers Compensation	0	0	0	0	0	0
	SUBTOTAL BENEFITS	102,715	0	0	0	0	102,715
	TOTAL PERSONAL SERVICES	452,085	0	0	0	0	452,085
521000	Operating Expense	22,117	0	0	0	2,522	24,639
540000	Travel	2,650	0	0	0	0	2,650
	TOTAL NET OPERATING EXPENSES	24,767	0	0	0	2,522	27,289
	SUB PROGRAM TOTAL	476,852	0	0	0	2,522	479,374

10/1/2010 4:25:41PM

EXPENDITURE SUMMARY
 2010-2011 GENERAL OPERATING BUDGET
 UNIVERSITY OF NEBRASKA AT KEARNEY

SUBPROGRAM #/NAME: 26 Continuing Studies and Public Services		DESIGNATED AND/OR RESTRICTED						10/1/2010 4:25:41PM	
		UNRESTRICTED	CASH	REVOLVING	FEDERAL	AUXILIARIES AND SERVICES	TRUST	TOTAL	
ACCOUNT	DESCRIPTION	STATE AND UNIVERSITY GENERATED							
	Other	120,903	0	0	0	0	0	120,903	
	SUBTOTAL FACULTY	120,903	0	0	0	0	0	120,903	
513000	Managerial/Professional	134,545	0	0	0	0	0	134,545	
514000	Clerical/Technical/Service	72,314	0	0	0	0	0	72,314	
	SUBTOTAL NONFACULTY	206,859	0	0	0	0	0	206,859	
	SUBTOTAL SALARIES & WAGES	327,762	0	0	0	0	0	327,762	
519100	Retirement Contribution	25,238	0	0	0	0	0	25,238	
519200	FICA Contribution	24,910	0	0	0	0	0	24,910	
519300	Health Insurance Contribution	45,886	0	0	0	0	0	45,886	
519400	Life Insurance Contribution	328	0	0	0	0	0	328	
519800	Workers Compensation	0	0	0	0	0	0	0	
	SUBTOTAL BENEFITS	96,362	0	0	0	0	0	96,362	
	TOTAL PERSONAL SERVICES	424,124	0	0	0	0	0	424,124	
521000	Operating Expense	56,624	0	0	0	0	0	56,624	
	TOTAL NET OPERATING EXPENSES	56,624	0	0	0	0	0	56,624	
	SUB PROGRAM TOTAL	480,748	0	0	0	0	0	480,748	

EXPENDITURE SUMMARY
2010-2011 GENERAL OPERATING BUDGET
UNIVERSITY OF NEBRASKA AT KEARNEY

SUBPROGRAM #/NAME:	28	Museums and Art Gallery	DESIGNATED AND/OR RESTRICTED					10/1/2010	4:25:41PM
			UNRESTRICTED	CASH	REVOLVING	FEDERAL	AUXILIARIES AND SERVICES		
ACCOUNT	DESCRIPTION	STATE AND UNIVERSITY GENERATED	CASH	REVOLVING	FEDERAL	AUXILIARIES AND SERVICES	TRUST	TOTAL	
512100	Other Administrators	108,580	0	0	0	0	13,224	121,804	
513000	Managerial/Professional	45,577	0	0	0	0	0	45,577	
514000	Clerical/Technical/Service	17,886	0	0	0	0	0	17,886	
516000	Student Wages	5,136	0	0	0	0	0	5,136	
	SUBTOTAL NONFACULTY	177,179	0	0	0	0	13,224	190,403	
	SUBTOTAL SALARIES & WAGES	177,179	0	0	0	0	13,224	190,403	
519100	Retirement Contribution	13,642	0	0	0	0	595	14,237	
519200	FICA Contribution	13,465	0	0	0	0	793	14,258	
519300	Health Insurance Contribution	24,805	0	0	0	0	1,084	25,889	
519400	Life Insurance Contribution	177	0	0	0	0	13	190	
519800	Workers Compensation	0	0	0	0	0	0	0	
	SUBTOTAL BENEFITS	52,089	0	0	0	0	2,485	54,574	
	TOTAL PERSONAL SERVICES	229,268	0	0	0	0	15,709	244,977	
521000	Operating Expense	9,482	0	0	0	0	0	9,482	
	TOTAL NET OPERATING EXPENSES	9,482	0	0	0	0	0	9,482	
	SUB PROGRAM TOTAL	238,750	0	0	0	0	15,709	254,459	

EXPENDITURE SUMMARY
2010-2011 GENERAL OPERATING BUDGET
UNIVERSITY OF NEBRASKA AT KEARNEY

SUBPROGRAM #/NAME:	29	Academic Computing Support	DESIGNATED AND/OR RESTRICTED						10/1/2010	4:25:41PM
			UNRESTRICTED	CASH	REVOLVING	FEDERAL	AUXILIARIES AND SERVICES	TRUST		
ACCOUNT	DESCRIPTION	STATE AND UNIVERSITY GENERATED	CASH	REVOLVING	FEDERAL	AUXILIARIES AND SERVICES	TRUST	TOTAL		
512100	Other Administrators	116,312	0	0	0	0	0	116,312		
513000	Managerial/Professional	585,581	0	0	0	0	0	585,581		
514000	Clerical/Technical/Service	133,324	0	0	0	0	0	133,324		
516000	Student Wages	20,708	0	0	0	0	0	20,708		
517000	Supplemental Salaries & Wages	0	0	0	0	404,710	0	404,710		
	SUBTOTAL NONFACULTY	855,925	0	0	0	404,710	0	1,260,635		
	SUBTOTAL SALARIES & WAGES	855,925	0	0	0	404,710	0	1,260,635		
519100	Retirement Contribution	65,907	0	0	0	0	0	65,907		
519200	FICA Contribution	65,051	0	0	0	126,715	0	191,766		
519300	Health Insurance Contribution	119,830	0	0	0	0	0	119,830		
519400	Life Insurance Contribution	856	0	0	0	80	0	936		
519800	Workers Compensation	0	0	0	0	0	0	0		
	SUBTOTAL BENEFITS	251,644	0	0	0	126,795	0	378,439		
	TOTAL PERSONAL SERVICES	1,107,569	0	0	0	531,505	0	1,639,074		
521000	Operating Expense	81,593	0	0	0	1,441,604	0	1,523,197		
540000	Travel	3,500	0	0	0	0	0	3,500		
550000	Capital Outlay	25,000	0	0	0	0	0	25,000		
	TOTAL NET OPERATING EXPENSES	110,093	0	0	0	1,441,604	0	1,551,697		
	SUB PROGRAM TOTAL	1,217,662	0	0	0	1,973,109	0	3,190,771		

EXPENDITURE SUMMARY
2010-2011 GENERAL OPERATING BUDGET
UNIVERSITY OF NEBRASKA AT KEARNEY

SUBPROGRAM #/NAME:	33 Physical Plant Administration	DESIGNATED AND/OR RESTRICTED						10/1/2010 4:25:41PM
		UNRESTRICTED						
		STATE AND UNIVERSITY GENERATED	CASH	REVOLVING	FEDERAL	AUXILIARIES AND SERVICES	TRUST	
512100	Other Administrators	78,400	0	0	0	19,600	0	98,000
513000	Managerial/Professional	276,252	0	0	0	35,012	0	311,264
514000	Clerical/Technical/Service	1,930,963	0	0	0	849,772	0	2,780,735
516000	Student Wages	38,873	0	0	0	35,739	0	74,612
	SUBTOTAL NONFACULTY	2,324,488	0	0	0	940,123	0	3,264,611
	SUBTOTAL SALARIES & WAGES	2,324,488	0	0	0	940,123	0	3,264,611
519100	Retirement Contribution	178,986	0	0	0	39,485	0	218,471
519200	FICA Contribution	176,663	0	0	0	56,407	0	233,070
519300	Health Insurance Contribution	325,430	0	0	0	198,365	0	523,795
519400	Life Insurance Contribution	2,323	0	0	0	94	0	2,417
	SUBTOTAL BENEFITS	683,402	0	0	0	294,351	0	977,753
	TOTAL PERSONAL SERVICES	3,007,890	0	0	0	1,234,474	0	4,242,364
521000	Operating Expense	585,748	0	0	0	397,413	0	983,161
529000	Utilities	2,523,952	0	0	0	1,420,257	0	3,944,209
540000	Travel	9,500	0	0	0	3,750	0	13,250
	TOTAL NET OPERATING EXPENSES	3,119,200	0	0	0	1,821,420	0	4,940,620
	SUB PROGRAM TOTAL	6,127,090	0	0	0	3,055,894	0	9,182,984

EXPENDITURE SUMMARY
2010-2011 GENERAL OPERATING BUDGET
UNIVERSITY OF NEBRASKA AT KEARNEY

SUBPROGRAM #/NAME:	41 Executive Administration	DESIGNATED AND/OR RESTRICTED						10/1/2010	4:25:41PM
		UNRESTRICTED	CASH	REVOLVING	FEDERAL	AUXILIARIES AND SERVICES	TRUST		
ACCOUNT	DESCRIPTION	STATE AND UNIVERSITY GENERATED						TOTAL	
512100	Other Administrators	355,049	0	0	0	0	28,637	383,686	
513000	Managerial/Professional	46,548	0	0	0	0	0	46,548	
514000	Clerical/Technical/Service	37,843	0	0	0	0	0	37,843	
516000	Student Wages	1,020	0	0	0	0	0	1,020	
	SUBTOTAL NONFACULTY	440,460	0	0	0	0	28,637	469,097	
	SUBTOTAL SALARIES & WAGES	440,460	0	0	0	0	28,637	469,097	
519100	Retirement Contribution	33,916	0	0	0	0	1,289	35,205	
519200	FICA Contribution	33,476	0	0	0	0	0	33,476	
519300	Health Insurance Contribution	61,666	0	0	0	0	0	61,666	
519400	Life Insurance Contribution	440	0	0	0	0	29	469	
519800	Workers Compensation	0	0	0	0	0	0	0	
	SUBTOTAL BENEFITS	129,498	0	0	0	0	1,318	130,816	
	TOTAL PERSONAL SERVICES	569,958	0	0	0	0	29,955	599,913	
521000	Operating Expense	55,446	0	0	0	0	0	55,446	
540000	Travel	8,730	0	0	0	0	0	8,730	
550000	Capital Outlay	2,193	0	0	0	0	0	2,193	
	TOTAL NET OPERATING EXPENSES	66,369	0	0	0	0	0	66,369	
	SUB PROGRAM TOTAL	636,327	0	0	0	0	29,955	666,282	

EXPENDITURE SUMMARY
2010-2011 GENERAL OPERATING BUDGET
UNIVERSITY OF NEBRASKA AT KEARNEY

SUBPROGRAM #/NAME: 42 Student Affairs

ACCOUNT	DESCRIPTION	DESIGNATED AND/OR RESTRICTED					TOTAL
		UNRESTRICTED		TRUST			
		STATE AND UNIVERSITY GENERATED	CASH	REVOLVING	FEDERAL	AUXILIARIES AND SERVICES	
512100	Other Administrators	281,124	0	0	0	69,905	351,029
513000	Managerial/Professional	994,673	0	0	155,566	509,561	1,659,800
514000	Clerical/Technical/Service	484,395	0	0	39,722	162,307	686,424
515000	Other Academic	0	0	0	0	0	0
516000	Student Wages	48,787	0	0	0	243,620	292,407
517000	Supplemental Salaries & Wages	0	0	0	0	144,478	144,478
	SUBTOTAL NONFACULTY	1,808,979	0	0	195,288	1,129,871	3,134,138
	SUBTOTAL SALARIES & WAGES	1,808,979	0	0	195,288	1,129,871	3,134,138
519100	Retirement Contribution	138,172	0	0	12,498	47,457	198,127
519200	FICA Contribution	136,321	0	0	13,670	102,790	252,781
519300	Health Insurance Contribution	256,177	0	0	23,825	205,079	485,081
519400	Life Insurance Contribution	1,811	0	0	195	2,867	4,873
519600	Staff Remissions	0	0	0	0	10,733	10,733
519800	Workers Compensation	0	0	0	0	0	0
	SUBTOTAL BENEFITS	532,481	0	0	50,188	368,926	951,595
	TOTAL PERSONAL SERVICES	2,341,460	0	0	245,476	1,498,797	4,085,733
521000	Operating Expense	287,372	0	1,231,803	0	4,796,303	6,315,478
540000	Travel	42,075	0	0	0	8,699	50,774
	TOTAL NET OPERATING EXPENSES	329,447	0	1,231,803	0	4,805,002	6,366,252
	SUB PROGRAM TOTAL	2,670,907	0	1,231,803	245,476	6,303,799	10,451,985

10/1/2010 4:25:41PM

EXPENDITURE SUMMARY
2010-2011 GENERAL OPERATING BUDGET
UNIVERSITY OF NEBRASKA AT KEARNEY

SUBPROGRAM #/NAME:	43 Business and Finance	DESIGNATED AND/OR RESTRICTED						TOTAL
		UNRESTRICTED						
		STATE AND UNIVERSITY GENERATED	CASH	REVOLVING	FEDERAL	AUXILIARIES AND SERVICES	TRUST	
512100	Other Administrators	389,146	0	0	0	155,171	0	544,317
513000	Managerial/Professional	514,920	0	0	0	148,326	16,160	679,406
514000	Clerical/Technical/Service	400,660	0	0	0	282,141	0	682,801
516000	Student Wages	10,892	0	0	0	29,389	0	40,281
517000	Supplemental Salaries & Wages	0	0	0	0	4,212	0	4,212
	SUBTOTAL NONFACULTY	1,315,618	0	0	0	619,239	16,160	1,951,017
	SUBTOTAL SALARIES & WAGES	1,315,618	0	0	0	619,239	16,160	1,951,017
519100	Retirement Contribution	101,303	0	0	0	26,011	727	128,041
519200	FICA Contribution	99,987	0	0	0	37,154	3,485	140,626
519300	Health Insurance Contribution	184,187	0	0	0	130,660	4,844	319,691
519400	Life Insurance Contribution	1,316	0	0	0	60	16	1,392
519800	Workers Compensation	0	0	0	0	20,239	4,961	25,200
	SUBTOTAL BENEFITS	386,793	0	0	0	214,124	14,033	614,950
	TOTAL PERSONAL SERVICES	1,702,411	0	0	0	833,363	30,193	2,565,967
521000	Operating Expense	270,614	0	0	0	259,019	2,492	532,125
540000	Travel	10,480	0	0	0	9,138	0	19,618
550000	Capital Outlay	2,089	0	0	0	6,816	0	8,905
	TOTAL NET OPERATING EXPENSES	283,183	0	0	0	274,973	2,492	560,648
	SUB PROGRAM TOTAL	1,985,594	0	0	0	1,108,336	32,685	3,126,615

10/1/2010 4:25:41PM

EXPENDITURE SUMMARY
2010-2011 GENERAL OPERATING BUDGET
UNIVERSITY OF NEBRASKA AT KEARNEY

SUBPROGRAM #/NAME:	DESCRIPTION	UNRESTRICTED					DESIGNATED AND/OR RESTRICTED					TOTAL	
		STATE AND UNIVERSITY GENERATED					10/1/2010 4:25:41PM						
		CASH	REVOLVING	FEDERAL	AUXILIARIES AND SERVICES	TRUST	CASH	REVOLVING	FEDERAL	AUXILIARIES AND SERVICES	TRUST		
512100	Other Administrators	0	0	0	0	0	0	0	0	0	0	0	338,503
512000	Chairpersons	0	0	0	0	0	0	0	0	0	0	0	0
513000	Managerial/Professional	0	0	0	0	0	0	0	0	0	0	0	95,431
514000	Clerical/Technical/Service	0	0	0	0	0	0	0	0	0	0	0	26,179
516000	Student Wages	0	0	0	0	0	0	0	0	0	0	0	6,014
	SUBTOTAL NONFACULTY	0	0	0	0	0	0	0	0	0	0	0	466,127
	SUBTOTAL SALARIES & WAGES	0	0	0	0	0	0	0	0	0	0	0	466,127
519100	Retirement Contribution	0	0	0	0	0	0	0	0	0	0	0	35,892
519200	FICA Contribution	0	0	0	0	0	0	0	0	0	0	0	35,426
519300	Health Insurance Contribution	0	0	0	0	0	0	0	0	0	0	0	65,259
519400	Life Insurance Contribution	0	0	0	0	0	0	0	0	0	0	0	466
519700	Unemployment Compensation	0	0	0	0	0	0	0	0	0	0	0	46,000
519800	Workers Compensation	0	0	0	0	0	0	0	0	0	0	0	171,938
	SUBTOTAL BENEFITS	0	0	0	0	0	0	0	0	0	0	0	354,981
	TOTAL PERSONAL SERVICES	0	0	0	0	0	0	0	0	0	0	0	821,108
521000	Operating Expense	0	0	0	0	0	0	0	247,578	0	0	0	1,121,462
540000	Travel	0	0	0	0	0	0	0	0	0	0	0	8,656
550000	Capital Outlay	0	0	0	0	0	0	0	0	0	0	0	300
	TOTAL NET OPERATING EXPENSES	0	0	0	0	0	0	0	247,578	0	0	0	1,130,418
	SUB PROGRAM TOTAL	0	0	0	0	0	0	0	247,578	0	0	0	1,951,526

EXPENDITURE SUMMARY
 2010-2011 GENERAL OPERATING BUDGET
 UNIVERSITY OF NEBRASKA AT KEARNEY

SUBPROGRAM #/NAME: 74 Agency Funds

ACCOUNT	DESCRIPTION	UNRESTRICTED					DESIGNATED AND/OR RESTRICTED					TOTAL
		STATE AND UNIVERSITY GENERATED	CASH	REVOLVING	FEDERAL	AUXILIARIES AND SERVICES	TRUST					
514000	Clerical/Technical/Service	0	0	0	0	0	0	0	0	0	0	0
	SUBTOTAL NONFACULTY	0	0	0	0	0	0	0	0	0	0	0
	SUBTOTAL SALARIES & WAGES	0	0	0	0	0	0	0	0	0	0	0
519100	Retirement Contribution	0	0	0	0	0	0	0	0	0	0	0
519200	FICA Contribution	0	0	0	0	0	0	0	0	0	0	0
519300	Health Insurance Contribution	0	0	0	0	0	0	0	0	0	0	0
519400	Life Insurance Contribution	0	0	0	0	0	0	0	0	0	0	0
519800	Workers Compensation	0	0	0	0	0	0	0	0	0	0	0
	SUBTOTAL BENEFITS	0	0	0	0	0	0	0	0	0	0	0
	TOTAL PERSONAL SERVICES	0	0	0	0	0	0	0	0	0	0	0
	SUB PROGRAM TOTAL	0	0	0	0	0	0	0	0	0	0	0

10/1/2010 4:25:41PM

EXPENDITURE SUMMARY
2010-2011 GENERAL OPERATING BUDGET
UNIVERSITY OF NEBRASKA AT KEARNEY

SUBPROGRAM #/NAME:	77	Intercollegiate Athletics	DESIGNATED AND/OR RESTRICTED						10/1/2010	4:25:41PM
			UNRESTRICTED							
			STATE AND UNIVERSITY GENERATED	CASH	REVOLVING	FEDERAL	AUXILIARIES AND SERVICES	TRUST		
512100		Other Administrators	587,312	0	0	0	32,966	15,568	635,846	
513000		Managerial/Professional	524,032	0	0	0	-8,000	59,745	575,777	
514000		Clerical/Technical/Service	68,057	0	0	0	0	0	68,057	
515000		Other Academic	45,360	0	0	0	0	0	45,360	
516000		Student Wages	0	0	0	0	494	0	494	
		SUBTOTAL NONFACULTY	1,224,761	0	0	0	25,460	75,313	1,325,534	
		SUBTOTAL SALARIES & WAGES	1,224,761	0	0	0	25,460	75,313	1,325,534	
519100		Retirement Contribution	94,352	0	0	0	-31,845	3,390	65,897	
519200		FICA Contribution	90,224	0	0	0	-4,785	4,519	89,958	
519300		Health Insurance Contribution	161,988	0	0	0	124,038	6,175	292,201	
519400		Life Insurance Contribution	2,123	0	0	0	-1,879	76	320	
519800		Workers Compensation	0	0	0	0	0	0	0	
		SUBTOTAL BENEFITS	348,687	0	0	0	85,529	14,160	448,376	
		TOTAL PERSONAL SERVICES	1,573,448	0	0	0	110,989	89,473	1,773,910	
521000		Operating Expense	0	0	0	0	472,212	0	472,212	
		TOTAL NET OPERATING EXPENSES	0	0	0	0	472,212	0	472,212	
		SUB PROGRAM TOTAL	1,573,448	0	0	0	583,201	89,473	2,246,122	

EXPENDITURE SUMMARY
2010-2011 GENERAL OPERATING BUDGET
UNIVERSITY OF NEBRASKA AT KEARNEY

SUBPROGRAM #/NAME: 98 Company Balance Sheets

ACCOUNT	DESCRIPTION	DESIGNATED AND/OR RESTRICTED				TOTAL
		UNRESTRICTED	CASH	REVOLVING	FEDERAL	
		STATE AND UNIVERSITY GENERATED			AUXILIARIES AND SERVICES	TRUST
512100	Other Administrators	0	0	0	36,032	0
513000	Managerial/Professional	0	0	0	95,723	0
514000	Clerical/Technical/Service	0	0	0	51,400	0
516000	Student Wages	0	0	0	3,853	0
	SUBTOTAL NONFACULTY	0	0	0	187,008	0
	SUBTOTAL SALARIES & WAGES	0	0	0	187,008	0
519100	Retirement Contribution	0	0	0	7,855	0
519200	FICA Contribution	0	0	0	11,221	0
519300	Health Insurance Contribution	0	0	0	39,459	0
519400	Life Insurance Contribution	0	0	0	18	0
	SUBTOTAL BENEFITS	0	0	0	58,553	0
	TOTAL PERSONAL SERVICES	0	0	0	245,561	0
521000	Operating Expense	0	0	0	80,000	0
	TOTAL NET OPERATING EXPENSES	0	0	0	80,000	0
	SUB PROGRAM TOTAL	0	0	0	325,561	0

10/1/2010 4:25:41PM

EXPENDITURE SUMMARY
2010-2011 GENERAL OPERATING BUDGET
UNIVERSITY OF NEBRASKA AT KEARNEY

SUBPROGRAM #/NAME: 99 Income Activity

ACCOUNT	DESCRIPTION	DESIGNATED AND/OR RESTRICTED				TOTAL
		UNRESTRICTED	CASH	REVOLVING	FEDERAL	
511000	FACULTY					
	Professor	0	0	0	0	0
	Other	0	0	213,219	257,997	951,121
	SUBTOTAL FACULTY	0	0	213,219	257,997	951,121
513000	Managerial/Professional	0	0	616,809	0	616,809
516000	Student Wages	0	0	476,847	188,130	725,877
	SUBTOTAL NONFACULTY	0	0	1,093,656	188,130	1,342,686
	SUBTOTAL SALARIES & WAGES	0	0	1,306,875	446,127	2,293,807
519100	Retirement Contribution	0	0	78,413	28,552	131,809
519200	FICA Contribution	0	0	91,002	35,082	159,209
519300	Health Insurance Contribution	0	0	109,489	54,643	209,403
519400	Life Insurance Contribution	0	0	1,307	447	2,306
519800	Workers Compensation	0	0	0	0	0
	SUBTOTAL BENEFITS	0	0	280,211	118,724	502,727
	TOTAL PERSONAL SERVICES	0	0	1,587,086	564,851	2,796,534
521000	Operating Expense	0	0	2,223,611	1,541,220	5,861,420
560000	Government Aid	0	0	0	36,896,021	39,124,893
	TOTAL NET OPERATING EXPENSES	0	0	2,223,611	38,437,241	44,986,313
	SUB PROGRAM TOTAL	0	0	3,810,697	39,002,092	47,782,847

10/1/2010 4:25:41PM

EXPENDITURE SUMMARY
 2010-2011 GENERAL OPERATING BUDGET
 UNIVERSITY OF NEBRASKA CENTRAL ADMINISTRATION
 INCLUDING UNCSN

CAMPUS TOTAL		DESIGNATED AND/OR RESTRICTED						10/1/2010 4:25:42PM	
		UNRESTRICTED	CASH	REVOLVING	FEDERAL	AUXILIARIES AND SERVICES	TRUST	TOTAL	
ACCOUNT	DESCRIPTION	STATE AND UNIVERSITY GENERATED							
511000	FACULTY								
	Professor	62,998	0	0	0	0	0	62,998	
	SUBTOTAL FACULTY	62,998	0	0	0	0	0	62,998	
512100	Other Administrators	3,670,763	0	0	88,063	0	85,531	3,844,357	
513000	Managerial/Professional	6,681,653	180,000	0	96,215	0	109,501	7,067,369	
514000	Clerical/Technical/Service	1,090,974	0	0	10,441	0	64,358	1,165,773	
515000	Other Academic	10,864	0	0	0	0	0	10,864	
516000	Student Wages	98,356	0	0	0	0	0	98,356	
517000	Supplemental Salaries & Wages	359,860	0	0	0	0	0	359,860	
	SUBTOTAL NONFACULTY	11,912,470	180,000	0	194,719	0	259,390	12,546,579	
	SUBTOTAL SALARIES & WAGES	11,975,468	180,000	0	194,719	0	259,390	12,609,577	
519100	Retirement Contribution	766,845	13,235	0	13,436	0	8,560	802,076	
519200	FICA Contribution	739,408	13,046	0	10,904	0	11,932	775,290	
519300	Health Insurance Contribution	4,405,554	16,259	0	21,419	0	12,450	4,455,682	
519400	Life Insurance Contribution	11,565	189	0	195	0	260	12,209	
519800	Workers Compensation	57,436	0	0	1,800	0	2,214	61,450	
	SUBTOTAL BENEFITS	5,980,808	42,729	0	47,754	0	35,416	6,106,707	
	TOTAL PERSONAL SERVICES	17,956,276	222,729	0	242,473	0	294,806	18,716,284	
521000	Operating Expense	40,318,956	70,494	583,631	1,757,527	500,000	505,194	43,735,802	
529000	Utilities	100,000	0	0	0	0	0	100,000	
530000	Supplies & Materials	711,139	0	0	0	0	0	711,139	
540000	Travel	325,427	25,377	0	0	0	0	350,804	
550000	Capital Outlay	1,508,211	231,400	66,369	0	0	0	1,805,980	
560000	Government Aid	618,955	0	0	0	0	0	618,955	
	TOTAL NET OPERATING EXPENSES	43,582,688	327,271	650,000	1,757,527	500,000	505,194	47,322,680	
	CAMPUS TOTAL	61,538,964	550,000	650,000	2,000,000	500,000	800,000	66,038,964	

REVENUE SUMMARY
 2010-2011 GENERAL OPERATING BUDGET
 UNIVERSITY OF NEBRASKA CENTRAL ADMINISTRATION
 INCLUDING UNCSN

CAMPUS TOTAL	ACCOUNT	DESCRIPTION	DESIGNATED AND/OR RESTRICTED					TOTAL	
			UNRESTRICTED	CASH	REVOLVING	FEDERAL	AUXILIARIES AND SERVICES		TRUST
		STATE AND UNIVERSITY GENERATED	49,997,633	0	0	0	0	0	49,997,633
	TOTAL STATE SUPPORT	State Appropriation	49,997,633	0	0	0	0	0	49,997,633
	460000	Restricted Revenue	0	0	0	2,000,000	0	0	2,000,000
	TOTAL FEDERAL FUND		0	0	0	2,000,000	0	0	2,000,000
	450000	Sales and Services	0	0	650,000	0	500,000	0	1,150,000
	TOTAL REVOLVING FUND		0	0	650,000	0	500,000	0	1,150,000
	460000	Restricted Revenue	0	0	0	0	0	800,000	800,000
	TOTAL TRUST FUND		0	0	0	0	0	800,000	800,000
	450000	Sales and Services	0	550,000	0	0	0	0	550,000
	490000	Other Revenues	11,541,331	0	0	0	0	0	11,541,331
	SUBTOTAL OTHER CASH		11,541,331	550,000	0	0	0	0	12,091,331
	TOTAL CASH FUND		11,541,331	550,000	0	0	0	0	12,091,331
	TOTAL REVENUE		61,538,964	550,000	650,000	2,000,000	500,000	800,000	66,038,964

10/1/2010 4:25:43PM

EXPENDITURE SUMMARY
 2010-2011 GENERAL OPERATING BUDGET
 UNIVERSITY OF NEBRASKA CENTRAL ADMINISTRATION
 INCLUDING UNCSN

SUBPROGRAM #/NAME: 23 Student Aid

ACCOUNT	DESCRIPTION	DESIGNATED AND/OR RESTRICTED					TRUST	TOTAL
		UNRESTRICTED	CASH	REVOLVING	FEDERAL	AUXILIARIES AND SERVICES		
	STATE AND UNIVERSITY GENERATED	618,955	0	0	0	0	0	618,955
	Government Aid	618,955	0	0	0	0	0	618,955
	TOTAL NET OPERATING EXPENSES	618,955	0	0	0	0	0	618,955
	SUB PROGRAM TOTAL							618,955

10/1/2010 4:25:44PM

EXPENDITURE SUMMARY
 2010-2011 GENERAL OPERATING BUDGET
 UNIVERSITY OF NEBRASKA CENTRAL ADMINISTRATION
 INCLUDING UNCSN

SUBPROGRAM #/NAME: 31 EPSCoR

ACCOUNT	DESCRIPTION	UNRESTRICTED					DESIGNATED AND/OR RESTRICTED					TOTAL
		STATE AND UNIVERSITY GENERATED	CASH	REVOLVING	FEDERAL	AUXILIARIES AND SERVICES	TRUST					
512100	Other Administrators	29,354	0	0	88,063	0	0	0	0	0	117,417	
513000	Managerial/Professional	46,041	0	0	96,215	0	0	0	0	0	142,256	
514000	Clerical/Technical/Service	31,318	0	0	10,441	0	0	0	0	0	41,759	
	SUBTOTAL NONFACULTY	106,713	0	0	194,719	0	0	0	0	0	301,432	
	SUBTOTAL SALARIES & WAGES	106,713	0	0	194,719	0	0	0	0	0	301,432	
519100	Retirement Contribution	7,470	0	0	13,436	0	0	0	0	0	20,906	
519200	FICA Contribution	7,470	0	0	10,904	0	0	0	0	0	18,374	
519300	Health Insurance Contribution	17,830	0	0	21,419	0	0	0	0	0	39,249	
519400	Life Insurance Contribution	107	0	0	195	0	0	0	0	0	302	
519800	Workers Compensation	0	0	0	1,800	0	0	0	0	0	1,800	
	SUBTOTAL BENEFITS	32,877	0	0	47,754	0	0	0	0	0	80,631	
	TOTAL PERSONAL SERVICES	139,590	0	0	242,473	0	0	0	0	0	382,063	
521000	Operating Expense	217,032	0	0	1,757,527	0	0	0	0	0	1,974,559	
	TOTAL NET OPERATING EXPENSES	217,032	0	0	1,757,527	0	0	0	0	0	1,974,559	
	SUB PROGRAM TOTAL	356,622	0	0	2,000,000	0	0	0	0	0	2,356,622	

10/1/2010 4:25:44PM

EXPENDITURE SUMMARY
 2010-2011 GENERAL OPERATING BUDGET
 UNIVERSITY OF NEBRASKA CENTRAL ADMINISTRATION
 INCLUDING UNCSN

SUBPROGRAM #/NAME: 32 Research Initiative

ACCOUNT	DESCRIPTION	DESIGNATED AND/OR RESTRICTED					TOTAL
		UNRESTRICTED	CASH	REVOLVING	FEDERAL	AUXILIARIES AND SERVICES	
	STATE AND UNIVERSITY GENERATED	11,404,187	0	0	0	0	11,404,187
521000	Operating Expense	11,404,187	0	0	0	0	11,404,187
	TOTAL NET OPERATING EXPENSES	11,404,187	0	0	0	0	11,404,187
	SUB PROGRAM TOTAL	11,404,187	0	0	0	0	11,404,187

10/1/2010 4:25:44PM

EXPENDITURE SUMMARY
 2010-2011 GENERAL OPERATING BUDGET
 UNIVERSITY OF NEBRASKA CENTRAL ADMINISTRATION
 INCLUDING UNCSN

SUBPROGRAM #/NAME: 33 Facilities Management & Planning

ACCOUNT	DESCRIPTION	DESIGNATED AND/OR RESTRICTED					TOTAL
		UNRESTRICTED	CASH	REVOLVING	FEDERAL	AUXILIARIES AND SERVICES	
	STATE AND UNIVERSITY GENERATED	15,167,110	0	0	0	0	15,167,110
521000	Operating Expense	15,167,110	0	0	0	0	15,167,110
	TOTAL NET OPERATING EXPENSES	15,167,110	0	0	0	0	15,167,110
	SUB PROGRAM TOTAL	15,167,110	0	0	0	0	15,167,110

10/1/2010 4:25:44PM

EXPENDITURE SUMMARY
2010-2011 GENERAL OPERATING BUDGET
UNIVERSITY OF NEBRASKA CENTRAL ADMINISTRATION
INCLUDING UNCSN

SUBPROGRAM #/NAME:	41 System Administration	DESIGNATED AND/OR RESTRICTED						10/1/2010 4:25:44PM
		UNRESTRICTED	CASH	REVOLVING	FEDERAL	AUXILIARIES AND SERVICES	TRUST	
ACCOUNT	DESCRIPTION	STATE AND UNIVERSITY GENERATED					TOTAL	
512100	Other Administrators	3,125,958	0	0	0	0	3,211,489	
513000	Managerial/Professional	863,294	0	0	0	0	938,294	
514000	Clerical/Technical/Service	294,820	0	0	0	0	359,178	
515000	Other Academic	10,864	0	0	0	0	10,864	
516000	Student Wages	28,356	0	0	0	0	28,356	
517000	Supplemental Salaries & Wages	150,000	0	0	0	0	150,000	
	SUBTOTAL NONFACULTY	4,473,292	0	0	0	0	4,698,181	
	SUBTOTAL SALARIES & WAGES	4,473,292	0	0	0	0	4,698,181	
519100	Retirement Contribution	288,115	0	0	0	0	295,536	
519200	FICA Contribution	253,357	0	0	0	0	263,702	
519300	Health Insurance Contribution	359,472	0	0	0	0	370,266	
519400	Life Insurance Contribution	4,124	0	0	0	0	4,349	
519800	Workers Compensation	23,617	0	0	0	0	25,513	
	SUBTOTAL BENEFITS	928,685	0	0	0	0	959,366	
	TOTAL PERSONAL SERVICES	5,401,977	0	0	0	0	5,657,547	
521000	Operating Expense	943,712	0	0	0	0	1,448,906	
529000	Utilities	100,000	0	0	0	0	100,000	
530000	Supplies & Materials	84,000	0	0	0	0	84,000	
540000	Travel	176,500	0	0	0	0	176,500	
550000	Capital Outlay	26,000	0	0	0	0	26,000	
	TOTAL NET OPERATING EXPENSES	1,330,212	0	0	0	0	1,835,406	
	SUB PROGRAM TOTAL	6,732,189	0	0	0	0	7,492,953	

EXPENDITURE SUMMARY
 2010-2011 GENERAL OPERATING BUDGET
 UNIVERSITY OF NEBRASKA CENTRAL ADMINISTRATION
 INCLUDING UNCSN

SUBPROGRAM #/NAME: 42 Executive Vice President & Provost

ACCOUNT	DESCRIPTION	DESIGNATED AND/OR RESTRICTED					TOTAL
		UNRESTRICTED	CASH	REVOLVING	FEDERAL	AUXILIARIES AND SERVICES	
		STATE AND UNIVERSITY GENERATED					
513000	Managerial/Professional	0	0	0	0	0	0
	SUBTOTAL NONFACULTY	0	0	0	0	0	0
	SUBTOTAL SALARIES & WAGES	0	0	0	0	0	0
519100	Retirement Contribution	0	0	0	0	0	0
519200	FICA Contribution	0	0	0	0	0	0
519300	Health Insurance Contribution	0	0	0	0	0	0
519400	Life Insurance Contribution	0	0	0	0	0	0
	SUBTOTAL BENEFITS	0	0	0	0	0	0
	TOTAL PERSONAL SERVICES	0	0	0	0	0	0
521000	Operating Expense	2,700,000	0	0	0	0	2,700,000
	TOTAL NET OPERATING EXPENSES	2,700,000	0	0	0	0	2,700,000
	SUB PROGRAM TOTAL	2,700,000	0	0	0	0	2,700,000

10/1/2010 4:25:44PM

EXPENDITURE SUMMARY
2010-2011 GENERAL OPERATING BUDGET
UNIVERSITY OF NEBRASKA CENTRAL ADMINISTRATION
INCLUDING UNCSN

SUBPROGRAM #/NAME: 44 University-Wide Computing

ACCOUNT	DESCRIPTION	DESIGNATED AND/OR RESTRICTED					TOTAL
		UNRESTRICTED	CASH	REVOLVING	FEDERAL	AUXILIARIES AND SERVICES	
511000 FACULTY							
	Professor	62,998	0	0	0	0	62,998
	SUBTOTAL FACULTY	62,998	0	0	0	0	62,998
512100	Other Administrators	177,918	0	0	0	0	177,918
513000	Managerial/Professional	4,813,971	180,000	0	0	0	4,993,971
514000	Clerical/Technical/Service	726,467	0	0	0	0	726,467
516000	Student Wages	70,000	0	0	0	0	70,000
517000	Supplemental Salaries & Wages	64,600	0	0	0	0	64,600
	SUBTOTAL NONFACULTY	5,852,956	180,000	0	0	0	6,032,956
	SUBTOTAL SALARIES & WAGES	5,915,954	180,000	0	0	0	6,095,954
519100	Retirement Contribution	394,277	13,235	0	0	0	407,512
519200	FICA Contribution	401,598	13,046	0	0	0	414,644
519300	Health Insurance Contribution	615,853	16,259	0	0	0	632,112
519400	Life Insurance Contribution	6,133	189	0	0	0	6,322
519800	Workers Compensation	33,819	0	0	0	0	33,819
	SUBTOTAL BENEFITS	1,451,680	42,729	0	0	0	1,494,409
	TOTAL PERSONAL SERVICES	7,367,634	222,729	0	0	0	7,590,363
521000	Operating Expense	2,435,932	70,494	583,631	0	0	3,090,057
530000	Supplies & Materials	627,139	0	0	0	0	627,139
540000	Travel	111,600	25,377	0	0	0	136,977
550000	Capital Outlay	1,468,386	231,400	66,369	0	0	1,766,155
	TOTAL NET OPERATING EXPENSES	4,643,057	327,271	650,000	0	0	5,620,328
	SUB PROGRAM TOTAL	12,010,691	550,000	650,000	0	0	13,210,691

10/1/2010 4:25:44PM

EXPENDITURE SUMMARY
 2010-2011 GENERAL OPERATING BUDGET
 UNIVERSITY OF NEBRASKA CENTRAL ADMINISTRATION
 INCLUDING UNCSN

SUBPROGRAM #/NAME:	46	General Administration	DESIGNATED AND/OR RESTRICTED					10/1/2010	4:25:44PM
			UNRESTRICTED	CASH	REVOLVING	FEDERAL	AUXILIARIES AND SERVICES		
ACCOUNT	DESCRIPTION	STATE AND UNIVERSITY GENERATED	CASH	REVOLVING	FEDERAL	AUXILIARIES AND SERVICES	TRUST	TOTAL	
512100	Other Administrators	337,533	0	0	0	0	0	337,533	
513000	Managerial/Professional	958,347	0	0	0	0	34,501	992,848	
514000	Clerical/Technical/Service	38,369	0	0	0	0	0	38,369	
517000	Supplemental Salaries & Wages	145,260	0	0	0	0	0	145,260	
	SUBTOTAL NONFACULTY	1,479,509	0	0	0	0	34,501	1,514,010	
	SUBTOTAL SALARIES & WAGES	1,479,509	0	0	0	0	34,501	1,514,010	
519100	Retirement Contribution	76,983	0	0	0	0	1,139	78,122	
519200	FICA Contribution	76,983	0	0	0	0	1,587	78,570	
519300	Health Insurance Contribution	3,412,399	0	0	0	0	1,656	3,414,055	
519400	Life Insurance Contribution	1,201	0	0	0	0	35	1,236	
519800	Workers Compensation	0	0	0	0	0	318	318	
	SUBTOTAL BENEFITS	3,567,566	0	0	0	0	4,735	3,572,301	
	TOTAL PERSONAL SERVICES	5,047,075	0	0	0	0	39,236	5,086,311	
521000	Operating Expense	7,450,983	0	0	0	0	0	7,450,983	
540000	Travel	37,327	0	0	0	0	0	37,327	
550000	Capital Outlay	13,825	0	0	0	0	0	13,825	
	TOTAL NET OPERATING EXPENSES	7,502,135	0	0	0	0	0	7,502,135	
	SUB PROGRAM TOTAL	12,549,210	0	0	0	0	39,236	12,588,446	

EXPENDITURE SUMMARY
 2010-2011 GENERAL OPERATING BUDGET
 UNIVERSITY OF NEBRASKA CENTRAL ADMINISTRATION
 INCLUDING UNCSN

SUBPROGRAM #/NAME: 97 Clearing Centers

ACCOUNT	DESCRIPTION	DESIGNATED AND/OR RESTRICTED					TOTAL
		UNRESTRICTED STATE AND UNIVERSITY GENERATED	CASH	REVOLVING	FEDERAL	AUXILIARIES AND SERVICES	
521000	Operating Expense	0	0	0	0	500,000	0
	TOTAL NET OPERATING EXPENSES	0	0	0	0	500,000	0
	SUB PROGRAM TOTAL	0	0	0	0	500,000	0

10/1/2010 4:25:44PM

COST OBJECT LISTING BY SUB PROGRAM
 2010-2011 GENERAL OPERATING BUDGET
 UNIVERSITY OF NEBRASKA - LINCOLN
 Excluding IANR and NCTA

Print Date: 10/1/2010

SUBPROGRAM #/NAME: 01 Academics Affairs

UNL-State General Fund-711 State & University Generated/Unrestricted

COST OBJECT	Dollar	FTE	Dollar	FTE	EMPLOYEE BENEFITS	PERSONAL SERVICE CREDITS	PERSONAL SERVICES	TOTAL OPERATING EXPENSES	TOTAL
Vice Chancellor Academic Affairs	257,984	0	1,016,675	11	238,741	0	1,513,400	-77,627	1,435,773
Vice Chan Acad Affairs General Expenditu	0	0	0	0	0	0	0	8,415	8,415
VCAA-Diversity Enhancement	305,558	8	61,585	0	0	0	367,143	92,000	459,143
Vice Chan Acad Affairs Non Recurring	0	0	1,256	0	0	0	1,256	0	1,256
VCAA-Diversity Hires	2,662,276	0	0	0	0	0	2,662,276	0	2,662,276
VCAA-Distinguished Prof	129,500	0	0	0	32,013	0	161,513	0	161,513
VCAA-Faculty Pool	195,498	0	0	0	0	0	195,498	0	195,498
POE VCAA-Program Enhancement	0	0	741,862	0	0	0	741,862	3,023,167	3,765,029
Faculty Senate	0	0	58,919	1	12,972	0	71,891	3,907	75,798
Early Retirement Settlement - Health	-110,868	0	0	0	0	0	-110,868	0	-110,868
Academic Pgm Review-Curric Review	0	0	0	0	0	0	0	27,637	27,637
Academic Program Review Faculty Recruit	28,186	0	0	0	0	0	28,186	29,384	57,570
Memberships Accreditation Review	0	0	0	0	0	0	0	9,308	9,308
Improvement Of Instruction	0	0	12,274	0	0	0	12,274	8,915	21,189
Impr Of Instruc Undergr Inst Stipend	15,000	0	0	0	0	0	15,000	0	15,000
Impr Instr-Acady Distingsh Teachers	37,500	0	5,000	0	10,507	0	53,007	0	53,007
Travel	0	0	0	0	0	0	0	9,616	9,616
Faculty Research Travel	0	0	0	0	0	0	0	15,301	15,301
Honors Pgm	0	0	244,826	4	58,797	0	303,623	37,169	340,792
Honors Pgm-Instruction	198,988	6	0	0	28,057	0	227,045	2,040	229,085
Honors Pgm-Book Scholarship	0	0	0	0	0	0	0	611,607	611,607
POE - Honors Pgm	0	0	36,043	1	0	0	36,043	0	36,043
Graduate Studies	80,417	1	995,234	23	239,084	0	1,314,735	102,143	1,416,878
Grad Studies Special Reproduction	0	0	0	0	0	0	0	5,654	5,654
Grad Studies Gambling State	0	0	0	0	0	0	0	10,000	10,000
Academic Space Modifications	0	0	0	0	0	0	0	5,513	5,513
Public Policy Cnt	0	0	138,956	1	34,350	0	173,306	0	173,306
General Studies	29,521	0	271,780	6	49,692	0	350,993	20,263	371,256
Chancellor General Academic Support	429,654	0	0	0	0	0	429,654	429,170	858,824
UnderGrad Dean's Office	0	0	340,316	4	83,558	0	423,874	22,880	446,754
UnderGrad Dean's Office OASIS	0	0	150,171	4	36,636	0	186,807	0	186,807
UnderGrad Dean's Office SIPS	0	0	21,600	0	5,340	0	26,940	62,792	89,732
UnderGrad Dean's Off NU Connections	0	0	0	0	0	0	0	50,000	50,000
UnderGrad Dean's Off Gen Ed	0	0	126,778	2	31,340	0	158,118	0	158,118
UG POE Undergraduate Dean	0	0	141,608	3	0	0	141,608	0	141,608
POE Raikes Schl Comp Sci & Mgmt	0	0	357,719	3	0	0	357,719	0	357,719
Partnership Degree Pgm	0	0	0	0	0	0	0	0	0
Confucius Institute-SCH	0	0	0	0	0	0	0	0	0
TOTAL	4,259,214	15	4,722,602	64	861,087	0	9,842,903	4,509,254	14,352,157

UNL-State General Fund-711 Revolving/Designated

COST OBJECT	Dollar	FTE	Dollar	FTE	EMPLOYEE BENEFITS	PERSONAL SERVICE CREDITS	PERSONAL SERVICES	TOTAL OPERATING EXPENSES	TOTAL
PPC-Service Center Account	0	0	759,291	14	197,997	0	957,288	0	957,288
TOTAL	0	0	759,291	14	197,997	0	957,288	0	957,288

COST OBJECT LISTING BY SUB PROGRAM
 2010-2011 GENERAL OPERATING BUDGET
 UNIVERSITY OF NEBRASKA - LINCOLN
 Excluding IANR and NCTA

Print Date: 10/1/2010

SUBPROGRAM #/NAME: 01 Academics Affairs

COST OBJECT	FACULTY		NON FACULTY		EMPLOYEE BENEFITS	PERSONAL SERVICE CREDITS	TOTAL PERSONAL SERVICES	TOTAL OPERATING EXPENSES	TOTAL
	Dollar	FTE	Dollar	FTE					
25-0101-0014001 VC Academic Affairs	0	0	57,847	1	10,689	0	68,536	0	68,536
TOTAL	0	0	57,847	1	10,689	0	68,536	0	68,536

UNL-Trust-Grant/Cont/Loan/End-718 Trust/Restricted

COST OBJECT	FACULTY		NON FACULTY		EMPLOYEE BENEFITS	PERSONAL SERVICE CREDITS	TOTAL PERSONAL SERVICES	TOTAL OPERATING EXPENSES	TOTAL
	Dollar	FTE	Dollar	FTE					
26-0101-0003001 Ohmer-NEH Plains Humanities Alliance>	0	0	8,000	0	1,454	0	9,454	0	9,454
26-0116-0003002 SIG-Center for At Risk Children	0	0	57,783	1	10,503	0	68,286	0	68,286
26-0123-0003001 Dean-Undergraduate Studies	0	0	61,488	2	11,175	0	72,663	0	72,663
27-0101-0008001 Foundation-Academic Admin	0	0	0	0	0	0	0	0	0
TOTAL	0	0	127,271	3	23,132	0	150,403	0	150,403

UNL-Auxiliary-719 Auxiliaries & Services/Restricted

COST OBJECT	FACULTY		NON FACULTY		EMPLOYEE BENEFITS	PERSONAL SERVICE CREDITS	TOTAL PERSONAL SERVICES	TOTAL OPERATING EXPENSES	TOTAL
	Dollar	FTE	Dollar	FTE					
23-0124-0001 Raikes CSM-Design Studio	20,000	1	96,467	1	14,007	0	130,474	50,000	180,474
TOTAL	20,000	1	96,467	1	14,007	0	130,474	50,000	180,474
SUB PROGRAM TOTAL	4,279,214	16	5,763,478	83	1,106,912	0	11,149,604	4,559,254	15,708,858

SUBPROGRAM #/NAME: 02 College of Architecture

COST OBJECT	FACULTY		NON FACULTY		EMPLOYEE BENEFITS	PERSONAL SERVICE CREDITS	TOTAL PERSONAL SERVICES	TOTAL OPERATING EXPENSES	TOTAL
	Dollar	FTE	Dollar	FTE					
21-0201-0001 Dean College Of Architecture	0	0	463,792	6	108,525	0	572,317	-38,968	533,349
21-0202-0001 Architecture General	74,855	0	8,504	0	0	0	83,359	0	83,359
21-0202-5102 POE Architecture-Visual Literacy	49,774	1	0	0	0	0	49,774	0	49,774
21-0205-0001 Architecture	1,217,447	17	258,011	7	320,976	0	1,796,434	36,829	1,833,263
21-0205-0002 Architecture-Interior Design	292,325	4	9,011	0	74,490	0	375,826	0	375,826
21-0205-0006 Arch-Landscape Arch	118,447	2	22,000	0	34,717	0	175,164	0	175,164
21-0206-0001 Community & Regional Planning	310,132	5	79,116	2	81,455	0	470,703	17,000	487,703
TOTAL	2,062,980	28	840,434	15	620,163	0	3,523,577	14,861	3,538,438

UNL-State General Fund-711 Revolving/Designated

COST OBJECT	FACULTY		NON FACULTY		EMPLOYEE BENEFITS	PERSONAL SERVICE CREDITS	TOTAL PERSONAL SERVICES	TOTAL OPERATING EXPENSES	TOTAL
	Dollar	FTE	Dollar	FTE					
22-0202-0001 Architecture General Community Studies	0	0	0	0	0	0	0	123,000	123,000
22-0202-0002 Architecture General Student Tech Fee	0	0	0	0	0	0	0	39,400	39,400
22-0205-0001 Architecture-Lab Fees	0	0	31,320	0	0	0	31,320	193,746	225,066
TOTAL	0	0	31,320	0	0	0	31,320	356,146	387,466

UNL-Trust-Grant/Cont/Loan/End-718 Trust/Restricted

COST OBJECT	FACULTY		NON FACULTY		EMPLOYEE BENEFITS	PERSONAL SERVICE CREDITS	TOTAL PERSONAL SERVICES	TOTAL OPERATING EXPENSES	TOTAL
	Dollar	FTE	Dollar	FTE					
26-0201-0006001 Eloise Kruger Collection	0	0	36,233	1	6,586	0	42,819	0	42,819
26-0201-0008001 Edwin Cramer Memorial Fund	0	0	5,000	0	909	0	5,909	0	5,909

COST OBJECT LISTING BY SUB PROGRAM
 2010-2011 GENERAL OPERATING BUDGET
 UNIVERSITY OF NEBRASKA - LINCOLN
 Excluding IANR and NCTA

Print Date: 10/1/2010

SUBPROGRAM #/NAME: 02 College of Architecture

COST OBJECT	FACULTY		NON FACULTY		EMPLOYEE BENEFITS	PERSONAL SERVICE CREDITS	TOTAL PERSONAL SERVICES	TOTAL OPERATING EXPENSES	TOTAL
	Dollar	FTE	Dollar	FTE					
23-0202-0001	0	0	41,233	1	7,495	0	48,728	0	48,728
Arch Gen-Media Center	0	0	20,000	1	171	0	20,171	43,000	63,171
TOTAL	0	0	20,000	1	171	0	20,171	43,000	63,171
SUB PROGRAM TOTAL	2,062,980	28	932,987	17	627,829	0	3,623,796	414,007	4,037,803

Print Date: 10/1/2010

SUBPROGRAM #/NAME: 05 College of Arts and Sciences

COST OBJECT	FACULTY		NON FACULTY		EMPLOYEE BENEFITS	PERSONAL SERVICE CREDITS	TOTAL PERSONAL SERVICES	TOTAL OPERATING EXPENSES	TOTAL
	Dollar	FTE	Dollar	FTE					
21-0501-0001	0	0	1,383,299	29	336,006	0	1,719,305	48,602	1,767,907
Dean Arts & Sciences	0	0	648,309	10	0	0	896,680	-537,983	358,697
21-0502-0001	248,371	23	0	0	0	0	4,448	0	4,448
Arts and Sciences Conflict Resolution	0	0	649,794	10	196,660	0	1,011,967	16,995	1,028,962
21-0505-0001	649,794	10	165,513	4	1,020,185	0	5,477,248	266,062	5,743,310
School Of Biological Sci	2,937,554	35	51,306	1	12,682	0	63,988	39,479	103,467
21-0506-0002	0	0	0	0	0	0	0	10,761	10,761
School Of Biological Sci	0	0	0	0	0	0	0	0	0
21-0506-0003	0	0	0	0	0	0	0	0	0
Bio Science Special Projects	0	0	0	0	0	0	0	0	0
21-0506-5104	63,139	1	0	0	0	0	63,139	0	63,139
POE Bio Sq-Init Ecol/Evol Analysis	618,252	10	18,463	1	157,396	0	794,111	16,291	810,402
21-0507-0001	0	0	2,400	0	592	0	2,992	0	2,992
Ethnic Studies	0	0	2,400	0	592	0	2,992	0	2,992
21-0507-0002	0	0	2,400	0	592	0	2,992	0	2,992
Ethnic Studies-Afric Amer & Afric Study	0	0	2,400	0	592	0	2,992	0	2,992
21-0507-0003	0	0	2,400	0	592	0	2,992	0	2,992
Ethnic Studies-Latin Amer & Latino Studi	0	0	2,400	0	592	0	2,992	0	2,992
21-0507-0004	0	0	2,400	0	592	0	2,992	0	2,992
Ethnic Studies-Native American Studies	0	0	2,400	0	592	0	2,992	0	2,992
21-0508-0001	48,635	0	0	0	12,023	0	60,658	35,306	95,964
Center For Biotechnology	1,936,973	21	1,505,019	47	740,978	0	4,182,970	249,048	4,432,018
21-0509-0001	0	0	115,095	2	28,451	0	143,546	0	143,546
Chemistry-Operations	0	0	122,190	4	50,071	0	253,884	0	253,884
21-0509-0003	81,623	1	67,829	1	16,767	0	84,596	0	84,596
Chemistry Dept Research Support	0	0	115,893	3	178,668	0	913,566	13,849	927,415
21-0509-0007	619,005	11	396,231	12	531,078	0	2,786,707	43,330	2,830,037
Chem-Instrument Shop	1,859,398	16	113,075	2	0	0	337,282	0	337,282
21-0510-0001	224,207	2	69,627	1	0	0	69,627	0	69,627
Classics	0	0	0	0	0	0	63,577	0	63,577
21-0511-0001	619,005	11	0	0	0	0	176,135	0	176,135
Computer Science	1,859,398	16	879,010	28	820,764	0	4,382,030	105,585	4,487,615
21-0511-5101	224,207	2	2,445	0	604	0	3,049	8,073	11,122
POE Comp Sci-Comp Simul	0	0	18,737	0	19,067	0	140,186	0	140,186
21-0511-5103	63,577	1	0	0	0	0	0	5,652	5,652
POE Comp Sci-Creating Depd End-User Soft	176,135	2	0	0	0	0	280,290	0	280,290
21-0511-5104	2,682,256	34	0	0	34,638	0	155,746	0	155,746
POE Comp Sci-Sim Comp IT Telecomm	0	0	29,744	1	0	0	73,436	0	73,436
21-0511-5105	0	0	0	0	0	0	66,595	0	66,595
POE Comp Sci-Faculty Lu & Hochstein	0	0	0	0	0	0	2,415,336	65,638	2,480,974
English	102,382	3	396,239	12	460,989	0	75,324	0	75,324
English Prairie Schooner	0	0	0	0	0	0	0	1,600	1,600
21-0512-0003	0	0	0	0	0	0	0	45,017	45,017
English Tesol	245,652	7	53,471	2	23,773	0	2,168,435	0	2,168,435
21-0512-0004	126,002	2	279,603	8	528,285	0	57,212	0	57,212
English-Film Studies Support	73,436	1	0	0	0	0	0	0	0
21-0512-0005	66,595	1	0	0	0	0	0	0	0
English-Temp Instructors	1,558,108	19	1,068,740	33	1,019,834	0	5,539,384	77,245	5,616,629
21-0512-5101	75,324	1	0	0	0	0	0	0	0
POE Engl-Fac Leadership Writing Init	60,414	1	0	0	0	0	0	0	0
21-0512-5111	1,960,547	23	0	0	0	0	0	0	0
POE Engl-Digital Rsch	57,212	1	0	0	0	0	0	0	0
21-0512-5111	0	0	0	0	0	0	0	0	0
Geosciences	0	0	0	0	0	0	0	0	0
21-0514-5102	75,324	1	0	0	0	0	0	0	0
POE-GeoSci-Water Initiative	0	0	0	0	0	0	0	0	0
21-0515-0001	1,960,547	23	279,603	8	528,285	0	2,168,435	45,017	2,213,452
Crit Biological Chemistry	57,212	1	0	0	0	0	57,212	0	57,212
21-0516-0001	0	0	0	0	0	0	0	0	0
History	0	0	0	0	0	0	0	0	0
21-0516-5103	3,450,810	40	1,068,740	33	1,019,834	0	5,539,384	77,245	5,616,629
POE History-Rsch in the Humanities	0	0	0	0	0	0	0	0	0
21-0517-0001	0	0	0	0	0	0	0	0	0
Mathematics & Statistics	0	0	0	0	0	0	0	0	0

COST OBJECT LISTING BY SUB PROGRAM
 2010-2011 GENERAL OPERATING BUDGET
 UNIVERSITY OF NEBRASKA - LINCOLN
 Excluding IANR and NCTA

Print Date: 10/1/2010

SUBPROGRAM #/NAME: 05 College of Arts and Sciences
 UNL-State General Fund-711 State & University Generated/Unrestricted

COST OBJECT	FACULTY		NON FACULTY		EMPLOYEE BENEFITS	PERSONAL SERVICE CREDITS	TOTAL PERSONAL SERVICES	TOTAL OPERATING EXPENSES	TOTAL
	Dollar	FTE	Dollar	FTE					
21-0517-5101	60,525	1	33,280	1	0	0	93,805	0	93,805
21-0518-0001	1,396,052	23	495,880	16	427,885	0	2,319,817	61,390	2,381,207
21-0518-0009	0	0	0	0	0	0	0	2,285	2,285
21-0519-0001	992,603	14	243,283	7	291,815	0	1,527,701	25,367	1,553,068
21-0520-0001	98,238	1	2,400	1	24,877	0	125,515	4,307	129,822
21-0521-0001	2,298,100	23	646,622	20	692,106	0	3,636,828	93,713	3,730,541
21-0521-0003	58,485	1	0	0	14,457	0	72,942	7,203	80,145
21-0521-0005	0	0	121,166	2	29,952	0	151,118	0	151,118
21-0521-0006	0	0	0	0	0	0	0	3,451	3,451
21-0521-0008	0	0	0	0	0	0	0	863	863
21-0521-0010	68,000	1	131,230	3	32,416	0	163,646	0	163,646
21-0521-5101	83,006	1	0	0	0	0	83,006	0	83,006
21-0521-5102	1,268,178	16	263,709	8	345,169	0	1,877,056	39,296	1,916,352
21-0522-0001	35,313	0	0	0	0	0	35,313	0	35,313
21-0522-5103	1,879,507	22	491,930	14	559,765	0	2,931,202	82,208	3,013,410
21-0523-0001	19,500	0	0	0	0	0	19,500	0	19,500
21-0523-5102	91,525	1	0	0	0	0	91,525	0	91,525
21-0523-5104	1,046,991	13	371,529	10	327,889	0	1,746,409	37,878	1,784,287
21-0524-0001	0	0	77,719	2	18,992	0	96,711	0	96,711
21-0524-0006	78,299	1	0	0	0	0	78,299	0	78,299
21-0524-5102	57,607	1	0	0	0	0	57,607	0	57,607
21-0524-5103	648,906	9	302,344	8	216,192	0	1,167,442	24,731	1,192,173
21-0525-0001	0	0	0	0	0	0	0	22,444	22,444
21-0525-0002	28,848	1	124,109	2	32,867	0	185,824	36,782	222,606
21-0526-0001	155,443	2	0	0	38,425	0	193,868	2,758	196,626
21-0528-0001	355,719	5	148,135	5	110,386	0	614,240	17,296	631,536
21-0528-0002	0	0	20,163	1	4,984	0	25,147	7,040	32,187
21-0529-0001	0	0	30,663	1	7,580	0	38,243	3,828	42,071
21-0534-0001	0	0	13,464	1	2,852	0	16,316	2,081	18,397
21-0536-0001	28,229	0	143,732	3	41,506	0	213,467	28,021	241,488
21-0536-5101	0	0	14,560	1	0	0	14,560	0	14,560
21-0536-5102	0	0	14,560	1	0	0	14,560	0	14,560
21-0537-0001	99,670	2	54,433	1	34,124	0	188,227	6,478	194,705
21-0544-0001	75,777	1	0	0	18,732	0	94,509	0	94,509
21-0544-5101	0	0	54,098	1	0	0	54,098	0	54,098
21-0544-5102	67,597	1	134,411	1	0	0	202,008	0	202,008
21-0545-0001	96,301	1	33,722	1	31,920	0	161,943	67,450	229,393
21-0546-0001	0	0	1,200	0	297	0	1,497	0	1,497
21-0548-0001	439,307	6	138,610	5	131,285	0	709,202	2,502	711,704
21-0549-5101	0	0	49,840	2	0	0	49,840	0	49,840
TOTAL	31,513,127	410	13,187,787	364	9,627,168	0	54,328,082	1,089,922	55,418,004

UNL-State General Fund-711 Revolving/Designated

COST OBJECT	FACULTY		NON FACULTY		EMPLOYEE BENEFITS	PERSONAL SERVICE CREDITS	TOTAL PERSONAL SERVICES	TOTAL OPERATING EXPENSES	TOTAL
	Dollar	FTE	Dollar	FTE					
22-0501-0001	0	0	88,495	3	23,077	0	111,572	500	112,072
22-0502-0002	0	0	0	0	0	0	0	379,493	379,493

COST OBJECT LISTING BY SUB PROGRAM
 2010-2011 GENERAL OPERATING BUDGET
 UNIVERSITY OF NEBRASKA - LINCOLN
 Excluding IANR and NCTA

Print Date: 10/1/2010

SUBPROGRAM #/NAME: 05 College of Arts and Sciences

UNL-State General Fund-711 Revolving/Designated

COST OBJECT	FACULTY		NON FACULTY		EMPLOYEE BENEFITS	PERSONAL SERVICE CREDITS	TOTAL PERSONAL SERVICES	TOTAL OPERATING EXPENSES	TOTAL
	Dollar	FTE	Dollar	FTE					
22-0502-0004	0	0	29,207	1	7,618	0	36,825	6,500	43,325
22-0505-0001	0	0	0	0	0	0	0	1,500	1,500
22-0505-0005	0	0	0	0	0	0	0	5,000	5,000
22-0506-0001	0	0	11,440	1	2,983	0	14,423	39,621	54,044
22-0506-0006	0	0	0	0	0	0	0	50,000	50,000
22-0506-0008	0	0	0	0	0	0	0	78,822	78,822
22-0506-0010	0	0	48,815	1	12,730	0	61,545	20,000	81,545
22-0507-0004	0	0	0	0	0	0	0	1,000	1,000
22-0508-0003	0	0	0	0	0	0	0	57,183	57,183
22-0509-0001	0	0	2,927	0	764	0	3,691	77,592	81,283
22-0509-0002	3,335	0	109,473	2	17,650	0	130,458	47,742	178,200
22-0509-0005	0	0	0	0	0	0	0	102,611	102,611
22-0509-0007	0	0	41,365	1	10,788	0	52,153	15,000	67,153
22-0509-0008	0	0	23,718	1	6,185	0	29,903	70,728	100,631
22-0511-0002	0	0	0	0	0	0	0	20,000	20,000
22-0511-0003	0	0	0	0	0	0	0	5,000	5,000
22-0511-0004	0	0	0	0	0	0	0	10,000	10,000
22-0511-0005	0	0	197,045	3	53,104	0	250,149	10,000	260,149
22-0512-0001	0	0	0	0	0	0	0	9,970	9,970
22-0512-0003	169,838	5	79,615	2	58,545	0	307,998	53,208	361,206
22-0512-0005	0	0	0	0	0	0	0	6,500	6,500
22-0512-0006	0	0	0	0	0	0	0	1,700	1,700
22-0512-0008	0	0	0	0	0	0	0	3,000	3,000
22-0512-0009	0	0	0	0	0	0	0	107,000	107,000
22-0512-1003	0	0	0	0	0	0	0	15,000	15,000
22-0512-1004	0	0	0	0	0	0	0	3,300	3,300
22-0512-1005	0	0	0	0	0	0	0	11,000	11,000
22-0512-1006	0	0	0	0	0	0	0	6,500	6,500
22-0512-1008	0	0	0	0	0	0	0	500	500
22-0515-0001	0	0	0	0	0	0	0	14,420	14,420
22-0516-0002	0	0	0	0	0	0	0	5,150	5,150
22-0517-0005	0	0	0	0	0	0	0	10,000	10,000
22-0517-0006	0	0	0	0	0	0	0	2,000	2,000
22-0518-0002	0	0	0	0	0	0	0	3,687	3,687
22-0518-0004	49,960	1	0	0	13,028	0	62,988	2,433	65,421
22-0521-0001	0	0	0	0	0	0	0	6,315	6,315
22-0521-0003	0	0	0	0	0	0	0	11,264	11,264
22-0521-0005	0	0	0	0	0	0	0	15,867	15,867
22-0521-0006	0	0	0	0	0	0	0	38,495	38,495
22-0521-0007	0	0	22,243	0	5,799	0	28,042	0	28,042
22-0522-0002	0	0	33,525	1	9,207	0	42,732	8,528	51,260
22-0522-0011	0	0	16,000	1	4,172	0	20,172	10,197	30,369
22-0523-0001	0	0	236,802	18	1,881	0	238,683	134,014	372,697
22-0523-0002	0	0	9,165	0	0	0	11,046	17,374	28,420
22-0523-0003	0	0	0	0	0	0	0	24,000	24,000
22-0523-0004	0	0	22,936	0	0	0	22,936	12,694	35,630
22-0523-0006	0	0	12,489	0	0	0	12,489	4,480	16,969
22-0524-0001	0	0	234,478	11	36,685	0	271,163	25,899	297,062

COST OBJECT LISTING BY SUB PROGRAM
 2010-2011 GENERAL OPERATING BUDGET
 UNIVERSITY OF NEBRASKA - LINCOLN
 Excluding IANR and NCTA

Print Date: 10/1/2010

SUBPROGRAM #/NAME: 05 College of Arts and Sciences

COST OBJECT	FACULTY		NON FACULTY		EMPLOYEE BENEFITS	PERSONAL SERVICE CREDITS	TOTAL PERSONAL SERVICES	TOTAL OPERATING EXPENSES	TOTAL
	Dollar	FTE	Dollar	FTE					
22-0524-0003	0	0	0	0	0	0	0	0	107
22-0525-0001	0	0	0	0	0	0	0	0	15,000
22-0525-0002	0	0	0	0	0	0	0	0	2,000
22-0526-0001	0	0	0	0	0	0	0	0	2,000
22-0526-0002	0	0	0	0	0	0	0	0	3,500
22-0527-0001	0	0	0	0	0	0	0	0	100,000
TOTAL	223,133	6	1,219,738	44	264,216	0	1,707,087	1,685,394	3,392,481

COST OBJECT	FACULTY		NON FACULTY		EMPLOYEE BENEFITS	PERSONAL SERVICE CREDITS	TOTAL PERSONAL SERVICES	TOTAL OPERATING EXPENSES	TOTAL
	Dollar	FTE	Dollar	FTE					
UNL-Federal Letter of Credit-716 Federal/Restricted									
24-0506-0018004	0	0	37,853	1	6,993	0	44,846	0	44,846
24-0506-0021001	51,932	1	8,253	0	11,121	0	71,306	0	71,306
24-0506-0022001	51,932	1	0	0	9,595	0	61,527	0	61,527
24-0520-0108001	175,500	2	225,551	5	74,101	0	475,152	0	475,152
24-0520-0124001	62,000	1	0	0	11,456	0	73,456	0	73,456
24-0524-0013001	0	0	80,710	2	14,913	0	95,623	0	95,623
24-0524-0033001	0	0	113,356	3	20,943	0	134,299	0	134,299
24-0549-0009001	0	0	18,926	1	3,498	0	22,424	0	22,424
24-0549-0010001	0	0	28,500	1	5,267	0	33,767	0	33,767
24-0549-0010004	42,610	1	0	0	7,873	0	50,483	0	50,483
24-0549-0023002	0	0	15,000	1	2,772	0	17,772	0	17,772
24-0549-0024001	0	0	15,000	1	2,772	0	17,772	0	17,772
TOTAL	383,974	5	543,149	12	171,304	0	1,098,427	0	1,098,427

COST OBJECT	FACULTY		NON FACULTY		EMPLOYEE BENEFITS	PERSONAL SERVICE CREDITS	TOTAL PERSONAL SERVICES	TOTAL OPERATING EXPENSES	TOTAL
	Dollar	FTE	Dollar	FTE					
UNL-Federal Advance-717 Federal/Restricted									
25-0506-0074001	0	0	26,208	1	4,843	0	31,051	0	31,051
25-0511-0053001	0	0	164,112	3	30,323	0	194,435	0	194,435
25-0511-0067010	0	0	73,343	1	13,551	0	86,894	0	86,894
25-0514-0092001	25,500	1	0	0	4,713	0	30,213	0	30,213
25-0521-0103003	0	0	38,791	1	7,167	0	45,958	0	45,958
25-0521-0136001	0	0	29,557	1	5,462	0	35,019	0	35,019
25-0521-0136010	0	0	18,793	1	3,473	0	22,266	0	22,266
25-0536-0011001	54,000	1	0	0	9,978	0	63,978	0	63,978
25-0550-0001001	0	0	0	0	0	0	0	0	0
25-0550-0001019	0	0	0	0	0	0	0	0	0
25-0550-0004001	52,800	1	306,787	5	66,439	0	426,026	0	426,026
TOTAL	132,300	3	657,591	12	145,949	0	935,840	0	935,840

COST OBJECT	FACULTY		NON FACULTY		EMPLOYEE BENEFITS	PERSONAL SERVICE CREDITS	TOTAL PERSONAL SERVICES	TOTAL OPERATING EXPENSES	TOTAL
	Dollar	FTE	Dollar	FTE					
UNL-Trust-Grant/Cont/Loan/End-718 Trust/Restricted									
26-0511-0043001	5,000	0	0	0	909	0	5,909	0	5,909
26-0511-0044001	5,000	0	0	0	909	0	5,909	0	5,909
26-0511-0075100	0	0	0	0	0	0	0	0	0
26-0511-0075101	0	0	67,500	1	12,271	0	79,771	0	79,771

COST OBJECT LISTING BY SUB PROGRAM
 2010-2011 GENERAL OPERATING BUDGET
 UNIVERSITY OF NEBRASKA - LINCOLN
 Excluding IANR and NCTA

Print Date: 10/1/2010

SUBPROGRAM #/NAME: 05 College of Arts and Sciences
 UNL-Trust-Grant/Cont/Loan/End-718 Trust/Restricted

COST OBJECT	Dollar	FACULTY		NON FACULTY		EMPLOYEE BENEFITS	PERSONAL SERVICE CREDITS	TOTAL PERSONAL SERVICES	TOTAL OPERATING EXPENSES	TOTAL
		FTE	Dollar	FTE	Dollar					
26-05111-0075104	0	0	122,943	2		22,348	0	145,291	0	145,291
26-0512-0014001	7,500	0	0	0		1,365	0	8,865	0	8,865
26-0512-0015001	7,500	0	0	0		1,365	0	8,865	0	8,865
26-0512-0036001	0	0	16,038	1		2,914	0	18,952	0	18,952
26-0514-0031001	5,000	0	0	0		909	0	5,909	0	5,909
26-0514-0032001	5,000	0	0	0		909	0	5,909	0	5,909
26-0516-0010001	5,000	0	0	0		909	0	5,909	0	5,909
26-0516-0011001	5,000	0	0	0		909	0	5,909	0	5,909
26-0516-0018001	5,000	0	0	0		909	0	5,909	0	5,909
26-0516-0019001	5,000	0	0	0		909	0	5,909	0	5,909
26-0517-0012001	0	0	52,169	1		9,482	0	61,651	0	61,651
26-0517-0030001	7,500	0	0	0		1,365	0	8,865	0	8,865
26-0517-0031001	7,500	0	0	0		1,365	0	8,865	0	8,865
26-0519-0002001	3,000	0	0	0		545	0	3,545	0	3,545
26-0519-0003001	3,000	0	0	0		545	0	3,545	0	3,545
26-0519-0004001	3,000	0	0	0		545	0	3,545	0	3,545
26-0519-0005001	3,000	0	0	0		545	0	3,545	0	3,545
26-0520-0112001	0	0	111,375	3		20,245	0	131,620	0	131,620
26-0520-0114001	0	0	40,600	1		7,379	0	47,979	0	47,979
26-0520-0119001	320,333	3	943,937	22		229,800	0	1,494,070	0	1,494,070
26-0520-0121001	93,400	1	82,740	2		32,016	0	208,156	0	208,156
26-0520-0130001	0	0	41,600	1		7,562	0	49,162	0	49,162
26-0521-0054001	7,500	0	0	0		1,365	0	8,865	0	8,865
26-0521-0055001	7,500	0	0	0		1,365	0	8,865	0	8,865
26-0524-0024001	5,000	0	0	0		909	0	5,909	0	5,909
26-0524-0025001	5,000	0	0	0		909	0	5,909	0	5,909
26-0524-0036001	0	0	59,738	1		10,859	0	70,597	0	70,597
26-0524-0041001	0	0	14,352	1		2,608	0	16,960	0	16,960
27-0502-0009001	7,500	0	0	0		1,365	0	8,865	0	8,865
27-0506-0007001	15,000	0	0	0		2,727	0	17,727	0	17,727
27-0506-0008001	15,000	0	0	0		2,727	0	17,727	0	17,727
27-0506-0009001	0	0	32,929	1		5,985	0	38,914	0	38,914
27-0506-0013001	15,000	0	0	0		2,727	0	17,727	0	17,727
27-0506-0019001	0	0	0	0		0	0	0	0	0
27-0506-0020001	10,000	0	0	0		1,818	0	11,818	0	11,818
27-0509-0009001	10,000	0	0	0		1,818	0	11,818	0	11,818
27-0509-0045001	15,000	0	0	0		2,727	0	17,727	0	17,727
27-0510-0002001	16,470	0	0	0		2,993	0	19,463	0	19,463
27-0510-0005001	15,000	0	0	0		2,727	0	17,727	0	17,727
27-0512-0002001	10,000	0	0	0		1,818	0	11,818	0	11,818
27-0512-0009001	15,000	0	0	0		2,727	0	17,727	0	17,727
27-0512-0012001	10,000	0	0	0		1,818	0	11,818	0	11,818
27-0512-0015001	10,000	0	0	0		1,818	0	11,818	0	11,818
27-0512-0018001	10,000	0	0	0		1,818	0	11,818	0	11,818
27-0514-0003001	5,000	0	0	0		909	0	5,909	0	5,909
27-0514-0006001	7,500	0	0	0		1,365	0	8,865	0	8,865
27-0516-0004001	15,000	0	0	0		2,727	0	17,727	0	17,727
27-0516-0006001	10,000	0	0	0		1,818	0	11,818	0	11,818

COST OBJECT LISTING BY SUB PROGRAM
 2010-2011 GENERAL OPERATING BUDGET
 UNIVERSITY OF NEBRASKA - LINCOLN
 Excluding IANR and NCTA

Print Date: 10/1/2010

SUBPROGRAM #/NAME: 05 College of Arts and Sciences

COST OBJECT	FACULTY		NON FACULTY		EMPLOYEE BENEFITS	PERSONAL SERVICE CREDITS	TOTAL PERSONAL SERVICES	TOTAL OPERATING EXPENSES	TOTAL
	Dollar	FTE	Dollar	FTE					
27-0516-0009001	7,500	0	0	0	1,365	0	8,865	0	8,865
27-0517-0001001	5,150	0	0	0	936	0	6,086	0	6,086
27-0518-0011001	10,000	0	0	0	1,818	0	11,818	0	11,818
27-0521-0001001	15,000	0	0	0	2,727	0	17,727	0	17,727
27-0521-0011001	15,000	0	0	0	2,727	0	17,727	0	17,727
27-0522-0003001	10,000	0	0	0	1,818	0	11,818	0	11,818
27-0522-0005001	10,000	0	0	0	1,818	0	11,818	0	11,818
27-0526-0001001	0	0	87,894	2	15,977	0	103,871	0	103,871
27-0526-0008001	0	0	58,526	1	10,640	0	69,166	0	69,166
27-0544-0001001	25,000	0	0	0	4,545	0	29,545	0	29,545
TOTAL	839,853	4	1,732,341	40	467,565	0	3,039,759	0	3,039,759

UNL-Auxiliary-719 Auxiliaries & Services/Restricted

COST OBJECT	FACULTY		NON FACULTY		EMPLOYEE BENEFITS	PERSONAL SERVICE CREDITS	TOTAL PERSONAL SERVICES	TOTAL OPERATING EXPENSES	TOTAL
	Dollar	FTE	Dollar	FTE					
23-0506-0001	0	0	26,138	1	5,061	0	31,199	58,816	90,015
23-0509-0001	0	0	41,053	1	2,643	0	43,696	11,102	54,798
TOTAL	0	0	67,191	2	7,704	0	74,895	69,918	144,813

SUB PROGRAM TOTAL

33,092,387	427	17,407,797	475	10,683,906	0	61,184,090	2,845,234	64,029,324
-------------------	------------	-------------------	------------	-------------------	----------	-------------------	------------------	-------------------

SUBPROGRAM #/NAME: 06 College of Business Administration

COST OBJECT	FACULTY		NON FACULTY		EMPLOYEE BENEFITS	PERSONAL SERVICE CREDITS	TOTAL PERSONAL SERVICES	TOTAL OPERATING EXPENSES	TOTAL
	Dollar	FTE	Dollar	FTE					
21-0601-0001	189,732	3	1,351,064	22	290,669	0	1,831,465	-143,852	1,687,613
21-0602-0001	0	0	144,387	12	0	0	144,387	146,271	290,658
21-0602-0003	0	0	67,156	2	16,601	0	83,757	12,000	95,757
21-0602-0004	0	0	0	0	0	0	0	13,017	13,017
21-0605-0001	94,620	1	85,310	3	35,633	0	215,563	0	215,563
21-0606-0001	1,467,346	11	263,796	7	407,844	0	2,138,986	0	2,138,986
21-0607-0001	1,292,646	13	264,763	7	372,007	0	1,929,416	0	1,929,416
21-0608-0001	1,539,414	11	258,696	5	433,519	0	2,231,629	0	2,231,629
21-0608-0002	216,560	2	14,616	1	57,146	0	288,322	0	288,322
21-0609-0001	1,697,628	13	408,962	9	505,366	0	2,611,956	6,571	2,618,527
21-0609-0002	106,746	1	92,886	2	45,789	0	245,421	27,676	273,097
21-0609-5101	138,260	1	0	0	0	0	138,260	0	138,260
21-0610-0001	1,016,041	8	222,916	5	295,211	0	1,534,168	0	1,534,168
21-0610-0002	0	0	47,558	3	8,280	0	55,838	6,581	62,419
21-0611-0001	174,444	1	789	0	43,233	0	218,466	0	218,466
21-0611-0002	44,688	1	48,595	1	23,060	0	116,343	0	116,343
TOTAL	7,978,125	66	3,271,494	79	2,534,358	0	13,783,977	68,264	13,852,241

UNL-State General Fund-711 State & University Generated/Unrestricted

COST OBJECT	FACULTY		NON FACULTY		EMPLOYEE BENEFITS	PERSONAL SERVICE CREDITS	TOTAL PERSONAL SERVICES	TOTAL OPERATING EXPENSES	TOTAL
	Dollar	FTE	Dollar	FTE					
22-0602-0001	0	0	49,307	2	12,857	0	62,164	120,000	182,164

COST OBJECT LISTING BY SUB PROGRAM
 2010-2011 GENERAL OPERATING BUDGET
 UNIVERSITY OF NEBRASKA - LINCOLN
 Excluding IANR and NCTA

Print Date: 10/1/2010

SUBPROGRAM #/NAME: 06 College of Business Administration
 UNL-State General Fund-711 Revolving/Designated

COST OBJECT	FACULTY		NON FACULTY		EMPLOYEE BENEFITS	PERSONAL SERVICE CREDITS	TOTAL PERSONAL SERVICES	TOTAL OPERATING EXPENSES	TOTAL
	Dollar	FTE	Dollar	FTE					
22-0602-0002	0	0	0	0	0	0	0	25,000	25,000
22-0602-0003	0	0	103,056	3	26,874	0	129,930	30,000	159,930
22-0602-0005	0	0	21,998	1	5,736	0	27,734	5,000	32,734
22-0605-0001	0	0	5,917	0	1,543	0	7,460	7,000	14,460
TOTAL	0	0	180,278	5	47,010	0	227,288	187,000	414,288
UNL-Trust-Grant/Cont/Loan/End-718 Trust/Restricted									
COST OBJECT	FACULTY		NON FACULTY		EMPLOYEE BENEFITS	PERSONAL SERVICE CREDITS	TOTAL PERSONAL SERVICES	TOTAL OPERATING EXPENSES	TOTAL
	Dollar	FTE	Dollar	FTE					
26-0601-0001001	0	0	55,295	1	10,052	0	65,347	0	65,347
26-0601-0003001	0	0	70,375	2	12,792	0	83,167	0	83,167
26-0601-0004001	0	0	4,989	0	907	0	5,896	0	5,896
26-0609-0010001	25,000	0	0	0	4,545	0	29,545	0	29,545
26-0609-0011001	14,620	0	0	0	2,659	0	17,279	0	17,279
26-0609-0012001	19,000	0	0	0	3,453	0	22,453	0	22,453
26-0609-0013001	19,000	0	0	0	3,453	0	22,453	0	22,453
26-0609-0021001	25,000	0	0	0	4,545	0	29,545	0	29,545
26-0609-0022001	15,984	0	0	0	2,905	0	18,889	0	18,889
27-0601-0017001	0	0	25,375	1	4,613	0	29,988	0	29,988
27-0601-0018001	0	0	30,000	0	8,477	0	38,477	0	38,477
27-0601-0023001	0	0	19,098	1	3,472	0	22,570	0	22,570
27-0606-0003001	4,000	0	0	0	728	0	4,728	0	4,728
27-0606-0003001	5,630	0	0	0	1,024	0	6,654	0	6,654
27-0606-0004001	5,000	0	0	0	909	0	5,909	0	5,909
27-0606-0005001	5,000	0	0	0	909	0	5,909	0	5,909
27-0607-0002001	5,000	0	0	0	909	0	5,909	0	5,909
27-0607-0006001	10,000	0	0	0	1,818	0	11,818	0	11,818
27-0607-0007001	10,000	0	0	0	1,818	0	11,818	0	11,818
27-0608-0004001	5,000	0	0	0	909	0	5,909	0	5,909
27-0608-0005001	5,000	0	0	0	909	0	5,909	0	5,909
27-0608-0006001	5,000	0	0	0	909	0	5,909	0	5,909
27-0608-0007001	17,675	0	41,583	1	10,771	0	70,029	0	70,029
27-0608-0008001	10,000	0	0	0	1,818	0	11,818	0	11,818
27-0608-0014001	20,000	0	0	0	3,636	0	23,636	0	23,636
27-0608-0017001	28,224	0	0	0	5,131	0	33,355	0	33,355
27-0608-0022001	5,000	0	0	0	909	0	5,909	0	5,909
27-0609-0001001	15,000	0	0	0	2,727	0	17,727	0	17,727
27-0609-0002001	0	0	23,566	1	4,285	0	27,851	0	27,851
27-0609-0003001	25,000	0	0	0	4,545	0	29,545	0	29,545
27-0609-0004001	10,000	0	0	0	1,818	0	11,818	0	11,818
27-0609-0005001	10,000	0	0	0	1,818	0	11,818	0	11,818
27-0609-0007001	0	0	32,590	1	5,924	0	38,514	0	38,514
27-0609-0011001	5,000	0	0	0	909	0	5,909	0	5,909
27-0610-0001001	5,000	0	0	0	909	0	5,909	0	5,909
27-0610-0004001	5,000	0	0	0	909	0	5,909	0	5,909
27-0610-0007001	10,000	0	0	0	1,818	0	11,818	0	11,818
27-0611-0001001	3,575	0	45,327	1	8,888	0	57,790	0	57,790
27-0611-0003001	0	0	12,625	0	2,295	0	14,920	0	14,920

COST OBJECT LISTING BY SUB PROGRAM
 2010-2011 GENERAL OPERATING BUDGET
 UNIVERSITY OF NEBRASKA - LINCOLN
 Excluding IANR and NCTA

Print Date: 10/1/2010

SUBPROGRAM #/NAME: 06 College of Business Administration
 UNL-Trust-Grant/Cont/Loan/End-718 Trust/Restricted

COST OBJECT	FACULTY		NON FACULTY		EMPLOYEE BENEFITS	PERSONAL SERVICE CREDITS	TOTAL PERSONAL SERVICES	TOTAL OPERATING EXPENSES	TOTAL
	Dollar	FTE	Dollar	FTE					
27-06111-0005001 Hay Prof.Walstad	10,000	0	0	0	1,818	0	11,818	0	11,818
27-06111-0006001 NE Stock Market Game	0	0	28,359	1	5,155	0	33,514	0	33,514
TOTAL	357,708	0	389,182	8	138,798	0	885,688	0	885,688

COST OBJECT	FACULTY		NON FACULTY		EMPLOYEE BENEFITS	PERSONAL SERVICE CREDITS	TOTAL PERSONAL SERVICES	TOTAL OPERATING EXPENSES	TOTAL
	Dollar	FTE	Dollar	FTE					
23-0602-0001 CBA Gen-Oxford Study Pgm	0	0	0	0	0	0	0	586,000	586,000
TOTAL	0	0	0	0	0	0	0	586,000	586,000

SUB PROGRAM TOTAL									
Dollar	FTE	Dollar	FTE	EMPLOYEE BENEFITS	PERSONAL SERVICE CREDITS	TOTAL PERSONAL SERVICES	TOTAL OPERATING EXPENSES	TOTAL	
8,335,833	66	3,840,954	92	2,720,166	0	14,896,953	841,264	15,738,217	

SUBPROGRAM #/NAME: 07 College of Fine and Performing Arts
 UNL-State General Fund-711 State & University Generated/Unrestricted

Print Date: 10/1/2010

COST OBJECT	FACULTY		NON FACULTY		EMPLOYEE BENEFITS	PERSONAL SERVICE CREDITS	TOTAL PERSONAL SERVICES	TOTAL OPERATING EXPENSES	TOTAL
	Dollar	FTE	Dollar	FTE					
21-0701-0001 Fine & Performing Arts-Dean's Office	0	0	500,309	8	122,741	0	623,050	-135,477	487,573
21-0702-0001 Fine & Performing Arts-General	533,115	0	35,922	0	5,727	0	574,764	63,833	638,597
21-0702-5100 POE FPA-Enhanced Visual Lit	0	0	22,157	1	0	0	22,157	0	22,157
21-0702-5102 POE FPA-Digital Media	0	0	46,862	1	0	0	46,862	0	46,862
21-0705-0001 Art-Dept Oper	1,314,140	18	287,089	9	377,962	0	1,979,191	48,987	2,028,178
21-0706-0001 School Of Music-Dept Oper	2,810,059	47	1,044,483	27	865,488	0	4,720,030	35,743	4,755,773
21-0706-0002 School Of Music-Music Pgms	0	0	0	0	0	0	0	8,782	8,782
21-0706-0004 School Of Music-Music Tours	0	0	0	0	0	0	0	2,022	2,022
21-0706-0005 School Of Music-World On Stage Series	0	0	0	0	0	0	0	13,403	13,403
21-0706-0006 School Of Music-Piano Pgm	0	0	0	0	0	0	0	38,160	38,160
21-0706-0007 School Of Music-Opera Pgm	0	0	0	0	0	0	0	10,000	10,000
21-0706-0009 School Of Music-Band Pgms Support	0	0	0	0	0	0	0	1,998	1,998
21-0707-0001 Theatre Arts-Dept Oper	758,827	11	484,366	13	289,101	0	1,532,294	40,785	1,573,079
21-0707-0002 Theatre Arts-Theatre Lab	0	0	0	0	0	0	0	54	54
21-0707-0003 Theatre Arts-Summer Theatre	0	0	0	0	0	0	0	30,108	30,108
21-0708-0001 Mary Riepma Ross Film Theater	0	0	10,952	0	2,707	0	13,659	7,992	21,651
TOTAL	5,416,141	77	2,432,140	60	1,663,726	0	9,512,007	166,390	9,678,397

UNL-State General Fund-711 Revolving/Designated

COST OBJECT	FACULTY		NON FACULTY		EMPLOYEE BENEFITS	PERSONAL SERVICE CREDITS	TOTAL PERSONAL SERVICES	TOTAL OPERATING EXPENSES	TOTAL
	Dollar	FTE	Dollar	FTE					
22-0702-0003 Fine & Perform Arts-Kosmet Klub Musical	0	0	0	0	0	0	0	5,000	5,000
22-0702-0004 F&Pa Gen-Student Tech Fee	0	0	0	0	0	0	0	68,000	68,000
22-0706-0004 School Of Music-Dance Pgms-Revlg	0	0	0	0	0	0	0	5,632	5,632
22-0706-0005 School Of Music-Music/Opera Theatre	0	0	0	0	0	0	0	39,880	39,880
22-0706-0006 School Of Music-Kimbhall Recital Hall	0	0	0	0	0	0	0	1,546	1,546
22-0706-0008 School Of Music-Band Wkshop/Clinics	0	0	31,664	1	8,255	0	39,919	3,379	41,465
22-0707-0001 Theatre Arts-Prop/ Costume Rentals	0	0	0	0	0	0	0	3,379	3,379
22-0707-0002 Theatre Arts--Theatre Lab-Cash	0	0	6,006	1	51	0	6,057	64,816	64,816
22-0707-0004 Theatre Arts-NE Repertory Theatre	0	0	52,477	0	448	0	52,925	54,985	61,042
22-0707-0006 Theatre-Lab Fees	0	0	0	0	0	0	0	37,895	90,820
								12,000	12,000

COST OBJECT LISTING BY SUB PROGRAM
 2010-2011 GENERAL OPERATING BUDGET
 UNIVERSITY OF NEBRASKA - LINCOLN
 Excluding IANR and NCTA

SUBPROGRAM #/NAME: 07 College of Fine and Performing Arts		TOTAL		0		90,147		2		8,754		0		98,901		293,133		10/1/2010	
UNL-Trust-Grant/Cont/Loan/End-718 Trust/Restricted		FACULTY		NON FACULTY		EMPLOYEE BENEFITS		PERSONAL SERVICE CREDITS		TOTAL PERSONAL SERVICES		TOTAL OPERATING EXPENSES		TOTAL					
COST OBJECT	Dollar	FTE	Dollar	FTE	EMPLOYEE BENEFITS	PERSONAL SERVICE CREDITS	TOTAL PERSONAL SERVICES	TOTAL OPERATING EXPENSES	TOTAL										
27-0702-0023001	20,000	0	0	0	3,636	0	23,636	0	23,636										
27-0702-0030001	12,000	0	0	0	2,182	0	14,182	0	14,182										
27-0706-0010001	5,000	0	0	0	909	0	5,909	0	5,909										
27-0706-0012001	10,000	0	0	0	1,818	0	11,818	0	11,818										
27-0706-0022001	0	0	5,753	0	1,045	0	6,798	0	6,798										
TOTAL	47,000	0	5,753	0	9,590	0	62,343	0	62,343										
UNL-Auxiliary-719 Auxiliaries & Services/Restricted																			
COST OBJECT	Dollar	FTE	Dollar	FTE	EMPLOYEE BENEFITS	PERSONAL SERVICE CREDITS	TOTAL PERSONAL SERVICES	TOTAL OPERATING EXPENSES	TOTAL										
23-0708-0001	0	0	162,711	4	28,940	0	191,651	224,250	415,901										
	0	0	162,711	4	28,940	0	191,651	224,250	415,901										
TOTAL	0	0	162,711	4	28,940	0	191,651	224,250	415,901										
SUB PROGRAM TOTAL	5,463,141	77	2,690,751	66	1,711,010	0	9,864,902	683,773	10,548,675										

SUBPROGRAM #/NAME: 11 College of Engineering and Technology		TOTAL		0		9,864,902		683,773		10/1/2010					
UNL-State General Fund-711 State & University Generated/Unrestricted		FACULTY		NON FACULTY		EMPLOYEE BENEFITS		PERSONAL SERVICE CREDITS		TOTAL PERSONAL SERVICES		TOTAL OPERATING EXPENSES		TOTAL	
COST OBJECT	Dollar	FTE	Dollar	FTE	EMPLOYEE BENEFITS	PERSONAL SERVICE CREDITS	TOTAL PERSONAL SERVICES	TOTAL OPERATING EXPENSES	TOTAL						
21-1101-0001	0	0	630,520	3	110,173	0	740,693	-355,318	385,375						
21-1101-0002	0	0	317,185	6	73,386	0	390,571	26,477	417,048						
21-1101-4110	0	0	0	0	0	0	0	0	0						
21-1102-0001	6,209	0	373,926	0	0	0	380,135	176,336	556,471						
21-1102-0009	0	0	0	0	0	0	0	547,286	547,286						
21-1105-0001	113,290	1	173,900	4	70,994	0	358,184	10,404	368,588						
21-1106-0001	1,389,829	10	201,124	4	389,653	0	1,980,606	12,813	1,993,419						
21-1106-0007	0	0	0	0	0	0	0	0	0						
21-1107-0001	1,621,535	16	113,897	3	424,330	0	2,159,762	23,146	2,182,908						
21-1108-0001	366,365	4	117,925	2	119,716	0	604,006	28,365	632,371						
21-1109-0001	2,319,345	21	359,818	9	637,346	0	3,316,509	40,590	3,357,099						
21-1109-5105	59,553	1	0	0	0	0	59,553	0	59,553						
21-1110-0001	807,653	8	157,178	4	229,993	0	1,194,824	33,302	1,228,126						
21-1110-5102	55,433	1	0	0	0	0	55,433	0	55,433						
21-1110-5103	33,165	0	0	0	0	0	33,165	0	33,165						
21-1111-0001	1,346,407	12	144,046	3	359,054	0	1,849,507	10,111	1,859,618						
21-1112-0001	1,572,526	16	109,932	3	407,755	0	2,090,213	87,886	2,178,099						
21-1114-0001	774,194	8	83,105	1	211,771	0	1,069,070	14,693	1,083,763						
21-1114-5101	0	0	6,499	0	0	0	6,499	0	6,499						
21-1116-0001	915,544	11	54,944	2	237,168	0	1,207,656	14,299	1,221,955						
21-1117-0001	840,958	9	175,910	4	247,101	0	1,263,969	27,877	1,291,846						
21-1117-5102	232,296	3	0	0	0	0	232,296	0	232,296						
21-1118-0002	0	0	0	0	0	0	0	0	0						
21-1119-0001	1,011,119	10	95,999	2	273,680	0	1,380,798	65,115	1,445,913						
21-1119-5102	0	0	225,000	1	0	0	225,000	0	225,000						
21-1120-0001	757,579	8	133,322	4	217,419	0	1,108,320	27,701	1,136,021						

COST OBJECT LISTING BY SUB PROGRAM
 2010-2011 GENERAL OPERATING BUDGET
 UNIVERSITY OF NEBRASKA - LINCOLN
 Excluding IANR and NCTA

Print Date: 10/1/2010

SUBPROGRAM #/NAME: 11 College of Engineering and Technology

		TOTAL	138	3,474,230	53	4,009,539	0	21,706,769	791,083	22,497,852
		UNL-State General Fund-711 Revolving/Designated								
COST OBJECT	Dollar	FTE	NON FACULTY Dollar	FTE	EMPLOYEE BENEFITS	PERSONAL SERVICE CREDITS	PERSONAL SERVICES	TOTAL PERSONAL SERVICES	TOTAL OPERATING EXPENSES	TOTAL
22-1101-0001	0	0	0	0	0	0	0	0	50,000	50,000
22-1101-0011	0	0	44,500	1	11,605	0	56,105	56,105	0	56,105
22-1101-0012	0	0	14,251	1	3,715	0	17,966	17,966	0	17,966
22-1101-1505	0	0	14,251	0	3,715	0	17,966	17,966	0	17,966
22-1102-0004	0	0	40,395	1	9,480	0	49,875	49,875	34,500	84,375
22-1102-0005	0	0	0	0	0	0	0	0	20,222	20,222
22-1102-0012	0	0	17,510	0	4,567	0	22,077	22,077	0	22,077
22-1102-0014	0	0	992,533	22	258,819	0	1,251,352	1,251,352	0	1,251,352
22-1106-0001	0	0	0	0	0	0	0	0	4,452	4,452
22-1106-0010	0	0	0	0	0	0	0	0	27,300	27,300
22-1107-0004	0	0	0	0	0	0	0	0	7,000	7,000
22-1107-0010	0	0	0	0	0	0	0	0	57,500	57,500
22-1108-0001	0	0	0	0	0	0	0	0	1,000	1,000
22-1108-0010	0	0	0	0	0	0	0	0	60,000	60,000
22-1108-0015	80,264	1	0	0	20,931	0	101,195	101,195	0	101,195
22-1109-0003	0	0	1,312	0	0	0	1,312	1,312	4,153	5,465
22-1109-0006	0	0	0	0	0	0	0	0	5,000	5,000
22-1109-0010	0	0	0	0	0	0	0	0	54,000	54,000
22-1110-0002	0	0	0	0	0	0	0	0	31,000	31,000
22-1110-0010	0	0	0	0	0	0	0	0	38,000	38,000
22-1111-0001	0	0	0	0	0	0	0	0	2,000	2,000
22-1111-0010	0	0	0	0	0	0	0	0	27,000	27,000
22-1112-0004	0	0	0	0	0	0	0	0	42,000	42,000
22-1112-0010	0	0	0	0	0	0	0	0	68,000	68,000
22-1113-1001	91,239	1	420,506	9	133,446	0	645,191	645,191	0	645,191
22-1114-0001	0	0	0	0	0	0	0	0	3,000	3,000
22-1114-0010	0	0	0	0	0	0	0	0	54,000	54,000
22-1116-0001	0	0	0	0	0	0	0	0	4,600	4,600
22-1116-0010	0	0	0	0	0	0	0	0	56,000	56,000
22-1117-0001	0	0	0	0	0	0	0	0	9,000	9,000
22-1117-0010	0	0	0	0	0	0	0	0	41,000	41,000
22-1119-0010	0	0	0	0	0	0	0	0	36,000	36,000
22-1120-0001	0	0	0	0	0	0	0	0	12,000	12,000
22-1120-0010	0	0	34,936	1	9,110	0	44,046	44,046	41,000	85,046
22-1121-0003	0	0	166,880	4	43,517	0	210,397	210,397	0	210,397
TOTAL	171,503	2	1,747,074	39	486,905	0	2,417,482	2,417,482	789,727	3,207,209

UNL-Federal Letter of Credit-716 Federal/Restricted

COST OBJECT	Dollar	FTE	NON FACULTY Dollar	FTE	EMPLOYEE BENEFITS	PERSONAL SERVICE CREDITS	PERSONAL SERVICES	TOTAL PERSONAL SERVICES	TOTAL OPERATING EXPENSES	TOTAL
24-1106-000202	0	0	19,272	0	3,562	0	22,834	22,834	0	22,834
TOTAL	0	0	19,272	0	3,562	0	22,834	22,834	0	22,834

UNL-Federal Advance-717 Federal/Restricted

COST OBJECT	Dollar	FTE	NON FACULTY Dollar	FTE	EMPLOYEE BENEFITS	PERSONAL SERVICE CREDITS	PERSONAL SERVICES	TOTAL PERSONAL SERVICES	TOTAL OPERATING EXPENSES	TOTAL
25-1106-002002	0	0	19,272	0	3,562	0	22,834	22,834	0	22,834
TOTAL	0	0	19,272	0	3,562	0	22,834	22,834	0	22,834

COST OBJECT LISTING BY SUB PROGRAM
 2010-2011 GENERAL OPERATING BUDGET
 UNIVERSITY OF NEBRASKA - LINCOLN
 Excluding IANR and NCTA

Print Date: 10/1/2010

SUBPROGRAM #/NAME: 11 College of Engineering and Technology

TOTAL		FACULTY		NON FACULTY		EMPLOYEE BENEFITS		PERSONAL SERVICE CREDITS		TOTAL PERSONAL SERVICES		TOTAL OPERATING EXPENSES		TOTAL
	Dollar	FTE	Dollar	FTE	Dollar	FTE								
UNL-Trust-Grant/Cont/Loan/End-718 Trust/Restricted	0	0	19,272	0	3,562	0	0	0	0	22,834	0	0	22,834	22,834
26-1106-0062001	7,500	0	0	0	1,365	0	0	0	0	8,865	0	0	8,865	8,865
26-1106-0063001	7,500	0	0	0	1,365	0	0	0	0	8,865	0	0	8,865	8,865
26-1107-0086001	7,500	0	0	0	1,365	0	0	0	0	8,865	0	0	8,865	8,865
26-1107-0087001	7,500	0	0	0	1,365	0	0	0	0	8,865	0	0	8,865	8,865
26-1114-0018001	0	0	0	0	0	0	0	0	0	0	0	0	0	0
26-1101-0007002	0	0	91,434	2	16,618	0	0	0	0	108,052	0	0	108,052	108,052
27-1106-0004001	10,000	0	0	0	1,818	0	0	0	0	11,818	0	0	11,818	11,818
27-1106-0006001	10,000	0	0	0	1,818	0	0	0	0	11,818	0	0	11,818	11,818
27-1106-0007001	10,000	0	0	0	1,818	0	0	0	0	11,818	0	0	11,818	11,818
27-1107-0003001	10,000	0	0	0	1,818	0	0	0	0	11,818	0	0	11,818	11,818
27-1107-0004001	15,000	0	0	0	2,727	0	0	0	0	17,727	0	0	17,727	17,727
27-1107-0005001	10,000	0	0	0	1,818	0	0	0	0	11,818	0	0	11,818	11,818
27-1107-0020005	5,000	0	0	0	909	0	0	0	0	5,909	0	0	5,909	5,909
27-1108-0001001	20,000	0	0	0	3,636	0	0	0	0	23,636	0	0	23,636	23,636
27-1109-0001002	10,000	0	0	0	1,818	0	0	0	0	11,818	0	0	11,818	11,818
27-1109-0002001	15,000	0	0	0	2,727	0	0	0	0	17,727	0	0	17,727	17,727
27-1109-0004001	15,000	0	0	0	2,727	0	0	0	0	17,727	0	0	17,727	17,727
27-1109-0006001	10,000	0	0	0	1,818	0	0	0	0	11,818	0	0	11,818	11,818
27-1109-0007001	20,000	0	0	0	3,636	0	0	0	0	23,636	0	0	23,636	23,636
27-1110-0005001	10,000	0	0	0	1,818	0	0	0	0	11,818	0	0	11,818	11,818
27-1110-0007001	10,000	0	0	0	1,818	0	0	0	0	11,818	0	0	11,818	11,818
27-1110-0007001	10,000	0	0	0	1,818	0	0	0	0	11,818	0	0	11,818	11,818
27-1111-0002002	10,000	0	0	0	1,818	0	0	0	0	11,818	0	0	11,818	11,818
27-1111-0003001	15,000	0	0	0	2,727	0	0	0	0	17,727	0	0	17,727	17,727
27-1112-0004001	10,000	0	0	0	1,818	0	0	0	0	11,818	0	0	11,818	11,818
27-1112-0020005	7,500	0	0	0	1,365	0	0	0	0	8,865	0	0	8,865	8,865
27-1117-0003001	10,000	0	0	0	1,818	0	0	0	0	11,818	0	0	11,818	11,818
27-1119-0020005	7,500	0	0	0	1,365	0	0	0	0	8,865	0	0	8,865	8,865
27-1120-0002001	10,000	0	0	0	1,818	0	0	0	0	11,818	0	0	11,818	11,818
TOTAL	280,000	0	91,434	2	67,531	0	0	0	0	438,965	0	0	438,965	438,965
SUB PROGRAM TOTAL	14,674,503	140	5,351,282	95	4,583,099	0	0	0	0	24,608,884	0	1,580,810	26,189,694	26,189,694

Print Date: 10/1/2010

SUBPROGRAM #/NAME: 12 Research

TOTAL		FACULTY		NON FACULTY		EMPLOYEE BENEFITS		PERSONAL SERVICE CREDITS		TOTAL PERSONAL SERVICES		TOTAL OPERATING EXPENSES		TOTAL
	Dollar	FTE	Dollar	FTE	Dollar	FTE								
UNL-State General Fund-711 State & University Generated/Unrestricted	0	0	622,098	5	148,147	0	0	0	0	770,245	0	-28,221	742,024	742,024
21-1201-0001	0	0	149,036	1	36,841	0	0	0	0	185,877	0	0	185,877	185,877
21-1201-0010	0	0	479,456	9	118,521	0	0	0	0	597,977	0	0	597,977	597,977
21-1205-0006	0	0	0	0	0	0	0	0	0	0	0	0	0	0
21-1205-4202	0	0	0	0	0	0	0	0	0	0	0	0	0	0
21-1206-0001	0	0	9,286	0	2,295	0	0	0	0	11,581	0	2,120	13,701	13,701
21-1209-0001	0	0	255,704	3	63,210	0	0	0	0	318,914	0	0	318,914	318,914
21-1209-0002	0	0	76,346	2	18,872	0	0	0	0	95,218	0	0	95,218	95,218
21-1216-0001	0	0	169,708	1	41,952	0	0	0	0	211,660	0	0	211,660	211,660
21-1216-0004	0	0	0	0	0	0	0	0	0	0	0	0	0	0
21-1216-0005	0	0	0	0	0	0	0	0	0	0	0	0	0	0

COST OBJECT LISTING BY SUB PROGRAM
 2010-2011 GENERAL OPERATING BUDGET
 UNIVERSITY OF NEBRASKA - LINCOLN
 Excluding IANR and NCTA

Print Date: 10/1/2010

SUBPROGRAM #/NAME: 12 Research

		TOTAL		0		1,761,634		21		429,838		0		2,191,472		-26,101		2,165,371	
		TOTAL		0		1,761,634		21		429,838		0		2,191,472		-26,101		2,165,371	
		TOTAL		0		1,761,634		21		429,838		0		2,191,472		-26,101		2,165,371	
UNL-State General Fund-711 Revolving/Designated																			
COST OBJECT	Dollar	FTE	FACULTY	Dollar	FTE	NON FACULTY	EMPLOYEE BENEFITS	PERSONAL SERVICE CREDITS	PERSONAL SERVICES	TOTAL PERSONAL SERVICES	TOTAL OPERATING EXPENSES	TOTAL							
22-1201-0001	0	0	0	0	0	0	0	0	0	0	15,000	15,000							
22-1216-0001	0	0	0	0	0	0	0	0	0	0	24,000	24,000							
TOTAL	0	0	0	0	0	0	0	0	0	0	39,000	39,000							

UNL-State General Fund-711 Cash & Student Contracts/Designated																			
COST OBJECT	Dollar	FTE	FACULTY	Dollar	FTE	NON FACULTY	EMPLOYEE BENEFITS	PERSONAL SERVICE CREDITS	PERSONAL SERVICES	TOTAL PERSONAL SERVICES	TOTAL OPERATING EXPENSES	TOTAL							
21-1201-4001	0	0	0	500,815	6	0	0	0	0	500,815	0	500,815							
21-1201-4002	0	0	0	0	0	0	0	0	0	0	0	0							
21-1201-4007	0	0	0	24,366	1	0	0	0	0	24,366	0	24,366							
21-1201-4102	0	0	0	195,730	4	0	0	0	0	195,730	0	195,730							
21-1201-4103	0	0	0	147,726	3	0	0	0	0	147,726	0	147,726							
21-1201-4105	0	0	0	100,600	2	0	0	0	0	100,600	0	100,600							
21-1201-4106	0	0	0	132,906	2	0	0	0	0	132,906	0	132,906							
21-1205-4002	0	0	0	817,796	12	0	0	0	0	817,796	0	817,796							
21-1205-4005	0	0	0	187,238	3	0	0	0	0	187,238	0	187,238							
21-1205-4006	0	0	0	454,665	8	0	0	0	0	454,665	0	454,665							
21-1209-4001	0	0	0	110,000	1	0	0	0	0	110,000	0	110,000							
21-1209-4002	0	0	0	36,670	1	0	0	0	0	36,670	0	36,670							
21-1209-4101	0	0	0	70,000	1	0	0	0	0	70,000	0	70,000							
TOTAL	0	0	0	2,778,512	42	0	0	0	0	2,778,512	0	2,778,512							

UNL-Federal Letter of Credit-716 Federal/Restricted																			
COST OBJECT	Dollar	FTE	FACULTY	Dollar	FTE	NON FACULTY	EMPLOYEE BENEFITS	PERSONAL SERVICE CREDITS	PERSONAL SERVICES	TOTAL PERSONAL SERVICES	TOTAL OPERATING EXPENSES	TOTAL							
24-1201-0014001	0	0	0	178,234	4	0	32,932	0	0	211,166	0	211,166							
24-1215-0002001	0	0	0	28,274	1	0	5,224	0	0	33,498	0	33,498							
TOTAL	0	0	0	206,508	5	0	38,156	0	0	244,664	0	244,664							

UNL-Federal Advance-717 Federal/Restricted																			
COST OBJECT	Dollar	FTE	FACULTY	Dollar	FTE	NON FACULTY	EMPLOYEE BENEFITS	PERSONAL SERVICE CREDITS	PERSONAL SERVICES	TOTAL PERSONAL SERVICES	TOTAL OPERATING EXPENSES	TOTAL							
25-1215-0008001	46,300	1	1	0	0	0	8,554	0	0	54,854	0	54,854							
25-1215-0019001	31,489	1	1	0	0	0	5,817	0	0	37,306	0	37,306							
TOTAL	77,789	2	2	0	0	0	14,371	0	0	92,160	0	92,160							

UNL-Trust-Grant/Cont/Loan/End-718 Trust/Restricted																			
COST OBJECT	Dollar	FTE	FACULTY	Dollar	FTE	NON FACULTY	EMPLOYEE BENEFITS	PERSONAL SERVICE CREDITS	PERSONAL SERVICES	TOTAL PERSONAL SERVICES	TOTAL OPERATING EXPENSES	TOTAL							
26-1201-0011001	0	0	0	30,636	1	0	5,569	0	0	36,205	0	36,205							
26-1201-0013001	0	0	0	0	0	0	0	0	0	0	0	0							
26-1201-0018001	0	0	0	47,000	1	0	8,543	0	0	55,543	0	55,543							
26-1215-0030001	0	0	0	34,000	1	0	6,180	0	0	40,180	0	40,180							
26-1217-0001001	0	0	0	60,613	1	0	11,017	0	0	71,630	0	71,630							
27-1201-0006001	0	0	0	7,500	0	0	1,365	0	0	8,865	0	8,865							
27-1201-0008001	0	0	0	46,800	0	0	8,506	0	0	55,306	0	55,306							

COST OBJECT LISTING BY SUB PROGRAM
 2010-2011 GENERAL OPERATING BUDGET
 UNIVERSITY OF NEBRASKA - LINCOLN
 Excluding IANR and NCTA

SUBPROGRAM #/NAME: 12 Research	Print Date: 10/1/2010	
TOTAL	0	267,729
SUB PROGRAM TOTAL	0	267,729

SUBPROGRAM #/NAME: 14 College of Journalism and Mass Communication	Print Date: 10/1/2010	
TOTAL	0	5,574,537
SUB PROGRAM TOTAL	0	5,574,537

COST OBJECT	FACULTY		NON FACULTY		EMPLOYEE BENEFITS	PERSONAL SERVICE CREDITS	PERSONAL SERVICES	TOTAL OPERATING EXPENSES	TOTAL
	Dollar	FTE	Dollar	FTE					
21-1401-0001	267,639	7	600,717	9	170,694	0	1,039,050	-57,306	981,744
21-1401-0002	0	0	0	0	0	0	0	240	240
21-1402-0001	138,962	3	0	0	29,174	0	168,136	35,930	204,066
21-1402-5102	55,638	1	12,665	1	0	0	68,303	0	68,303
21-1405-0001	704,166	11	22,170	889,389	163,053	0	889,389	17,663	907,052
21-1406-0001	548,481	7	82,314	2	151,073	0	781,868	28,362	810,230
21-1407-0001	723,574	11	37,564	0	182,227	0	943,365	19,207	962,572
TOTAL	2,438,460	40	755,430	13	696,221	0	3,890,111	44,096	3,934,207

COST OBJECT	FACULTY		NON FACULTY		EMPLOYEE BENEFITS	PERSONAL SERVICE CREDITS	PERSONAL SERVICES	TOTAL OPERATING EXPENSES	TOTAL
	Dollar	FTE	Dollar	FTE					
22-1402-0001	0	0	0	0	0	0	0	113	113
22-1402-0002	0	0	0	0	0	0	0	37,956	37,956
22-1406-0002	0	0	0	0	0	0	0	7,133	7,133
22-1407-0001	0	0	0	0	0	0	0	3,057	3,057
TOTAL	0	0	0	0	0	0	0	48,259	48,259

COST OBJECT	FACULTY		NON FACULTY		EMPLOYEE BENEFITS	PERSONAL SERVICE CREDITS	PERSONAL SERVICES	TOTAL OPERATING EXPENSES	TOTAL
	Dollar	FTE	Dollar	FTE					
26-1401-0003001	5,000	0	0	0	909	0	5,909	0	5,909
26-1401-4599001	10,000	0	0	0	1,818	0	11,818	0	11,818
26-1407-0001001	10,000	0	0	0	1,818	0	11,818	0	11,818
26-1407-0002001	10,000	0	0	0	1,818	0	11,818	0	11,818
27-1405-0001001	10,000	0	0	0	1,818	0	11,818	0	11,818
27-1406-0001001	20,000	0	0	0	3,636	0	23,636	0	23,636
TOTAL	65,000	0	0	0	11,817	0	76,817	0	76,817

SUBPROGRAM #/NAME: 15 College of Law	Print Date: 10/1/2010	
TOTAL	0	3,966,928
SUB PROGRAM TOTAL	0	3,966,928

COST OBJECT	FACULTY		NON FACULTY		EMPLOYEE BENEFITS	PERSONAL SERVICE CREDITS	PERSONAL SERVICES	TOTAL OPERATING EXPENSES	TOTAL
	Dollar	FTE	Dollar	FTE					
21-1501-0001	3,954,890	25	897,119	16	1,103,476	0	5,955,485	-61,836	5,893,649
21-1502-0003	0	0	0	0	0	0	0	0	0
21-1502-0004	202,242	2	49,504	1	57,429	0	309,175	118,500	427,675
21-1502-5101	92,180	1	0	0	0	0	92,180	0	92,180
21-1505-0001	456,357	6	157,877	6	146,259	0	760,493	6,241	766,734
21-1505-0002	0	0	0	0	0	0	0	26,034	26,034
TOTAL	4,705,569	34	1,104,500	23	1,307,164	0	7,112,297	164,071	7,276,368

COST OBJECT LISTING BY SUB PROGRAM
 2010-2011 GENERAL OPERATING BUDGET
 UNIVERSITY OF NEBRASKA - LINCOLN
 Excluding IANR and NCTA

Print Date: 10/1/2010

SUBPROGRAM #/NAME: 15 College of Law

UNL-State General Fund-711 State & University Generated/Unrestricted

COST OBJECT	FACULTY		NON FACULTY		EMPLOYEE BENEFITS	PERSONAL SERVICE CREDITS	PERSONAL SERVICES	TOTAL OPERATING EXPENSES	TOTAL
	Dollar	FTE	Dollar	FTE					
21-1505-0003 Law Library Periodicals	0	0	0	0	0	0	0	202,733	202,733
21-1506-0001 Law Review	0	0	0	0	0	0	0	5,518	5,518
TOTAL	4,705,669	33	1,104,500	23	1,307,164	0	7,117,333	297,190	7,414,523

UNL-State General Fund-711 Revolving/Designated

COST OBJECT	FACULTY		NON FACULTY		EMPLOYEE BENEFITS	PERSONAL SERVICE CREDITS	PERSONAL SERVICES	TOTAL OPERATING EXPENSES	TOTAL
	Dollar	FTE	Dollar	FTE					
22-1501-0001 Law College-Prof Skills Lab Fee	40,500	2	25,563	1	17,230	0	83,293	58,551	141,844
22-1505-0001 Law Library Laboratory Fees	0	0	10,321	1	2,693	0	13,014	600,000	613,014
22-1506-0001 Law Review - Revolving	0	0	8,027	0	2,093	0	10,120	37,588	47,708
TOTAL	40,500	2	43,911	1	22,016	0	106,427	696,139	802,566

UNL-Federal Advance-717 Federal/Restricted

COST OBJECT	FACULTY		NON FACULTY		EMPLOYEE BENEFITS	PERSONAL SERVICE CREDITS	PERSONAL SERVICES	TOTAL OPERATING EXPENSES	TOTAL
	Dollar	FTE	Dollar	FTE					
25-1502-0001001 Law College	0	0	22,838	1	4,220	0	27,058	0	27,058
TOTAL	0	0	22,838	1	4,220	0	27,058	0	27,058

UNL-Trust-Grant/Cont/Loan/End-718 Trust/Restricted

COST OBJECT	FACULTY		NON FACULTY		EMPLOYEE BENEFITS	PERSONAL SERVICE CREDITS	PERSONAL SERVICES	TOTAL OPERATING EXPENSES	TOTAL
	Dollar	FTE	Dollar	FTE					
26-1502-0051001 Law College	15,000	0	0	0	2,727	0	17,727	0	17,727
26-1502-0052001 Law College	15,000	0	0	0	2,727	0	17,727	0	17,727
27-1502-0004001 Cline Williams-F A Wright Col Prof	5,000	0	0	0	909	0	5,909	0	5,909
27-1502-0006001 Robert J Kutak College Professor	10,000	0	0	0	1,818	0	11,818	0	11,818
27-1502-0007001 Ross McCallum College Professor	25,000	0	0	0	4,545	0	29,545	0	29,545
27-1502-0008001 Sherman S Weiphton Jr College Prof	10,000	0	0	0	1,818	0	11,818	0	11,818
27-1502-0009001 Dunlap College Professor	12,500	0	0	0	2,274	0	14,774	0	14,774
27-1502-0010001 Steinhart Fdn College Professor	10,630	0	0	0	1,933	0	12,563	0	12,563
27-1502-0011001 Margaret R Larson College Prof I	10,000	0	0	0	1,818	0	11,818	0	11,818
27-1502-0012001 Richard H Larson College Professor	10,000	0	0	0	1,818	0	11,818	0	11,818
27-1502-0015001 Henry M Grether College Professor	10,000	0	0	0	1,818	0	11,818	0	11,818
27-1502-0016001 Margaret R Larson College Prof III	10,000	0	0	0	1,818	0	11,818	0	11,818
27-1502-0021001 General Administrative - Law College	0	0	10,000	0	1,818	0	11,818	0	11,818
27-1502-0022001 Law College Staff	0	0	9,435	0	1,714	0	11,149	0	11,149
27-1502-0037001 Schmoker College Prof-Willborn, S.	20,000	0	0	0	3,636	0	23,636	0	23,636
27-1502-0038001 Margaret R Larson College Prof-Lyons, W.	15,000	0	0	0	2,727	0	17,727	0	17,727
27-1502-0043001 M S Hevelone College Prof-Duncan, Richard	5,000	0	0	0	909	0	5,909	0	5,909
27-1502-0053001 Law College	5,000	0	0	0	909	0	5,909	0	5,909
TOTAL	188,130	0	19,435	0	37,736	0	245,301	0	245,301

UNL-Auxiliary-719 Auxiliaries & Services/Restricted

COST OBJECT	FACULTY		NON FACULTY		EMPLOYEE BENEFITS	PERSONAL SERVICE CREDITS	PERSONAL SERVICES	TOTAL OPERATING EXPENSES	TOTAL
	Dollar	FTE	Dollar	FTE					
23-1505-0001 Misc Aux Service Law Library Copy Center	0	0	0	0	0	0	0	12,000	12,000
23-1507-0001 Professional Book Stores Law Text Books	0	0	0	0	0	0	0	898	898
TOTAL	0	0	0	0	0	0	0	12,898	12,898

COST OBJECT LISTING BY SUB PROGRAM
 2010-2011 GENERAL OPERATING BUDGET
 UNIVERSITY OF NEBRASKA - LINCOLN
 Excluding IANR and NCTA

SUB PROGRAM TOTAL	4,934,299	35	1,190,684	25	1,371,136	0	7,496,119	1,006,227	8,502,346
--------------------------	------------------	-----------	------------------	-----------	------------------	----------	------------------	------------------	------------------

Print Date: 10/1/2010

SUBPROGRAM #NAME: 16 University Libraries

COST OBJECT	FACULTY		NON FACULTY		EMPLOYEE BENEFITS	PERSONAL SERVICE CREDITS	TOTAL PERSONAL SERVICES	TOTAL OPERATING EXPENSES	TOTAL
	Dollar	FTE	Dollar	FTE					
21-1601-0001	2,499,838	40	3,888,370	97	1,475,153	0	7,863,361	0	7,863,361
21-1602-0001	0	0	0	0	0	0	0	190,143	190,143
21-1602-0004	0	0	0	0	0	0	0	180,557	180,557
21-1602-0007	0	0	0	0	0	0	0	94,432	94,432
21-1602-5102	52,167	1	56,645	1	0	0	108,812	0	108,812
21-1605-0001	0	0	0	0	0	0	0	301,420	301,420
21-1606-0001	0	0	0	0	0	0	0	1,932,896	1,932,896
21-1607-0001	0	0	0	0	0	0	0	140,000	140,000
TOTAL	2,552,005	41	3,945,015	98	1,475,153	0	7,972,173	2,839,448	10,811,621

UNL-State General Fund-711 Revolving/Designated

COST OBJECT	FACULTY		NON FACULTY		EMPLOYEE BENEFITS	PERSONAL SERVICE CREDITS	TOTAL PERSONAL SERVICES	TOTAL OPERATING EXPENSES	TOTAL
	Dollar	FTE	Dollar	FTE					
22-1602-0001	0	0	0	0	0	0	0	300	300
22-1602-0003	0	0	17,169	0	0	0	17,169	33,000	50,169
22-1602-0004	0	0	0	0	0	0	0	200	200
22-1602-0005	0	0	0	0	0	0	0	25,000	25,000
22-1602-0006	0	0	35,658	1	9,299	0	44,957	65,000	109,957
22-1602-0008	0	0	0	0	0	0	0	6,600	6,600
22-1602-0009	0	0	0	0	0	0	0	200	200
22-1602-0011	0	0	0	0	0	0	0	800	800
22-1602-0013	0	0	28,077	1	7,320	0	35,397	70,000	105,397
22-1602-0014	0	0	0	0	0	0	0	1,700,000	1,700,000
22-1602-1001	0	0	0	0	0	0	0	9,000	9,000
22-1605-0001	0	0	0	0	0	0	0	13,000	13,000
22-1607-0001	0	0	3,883	0	326	0	4,209	7,307	11,516
TOTAL	0	0	84,787	2	16,945	0	101,732	1,930,407	2,032,139

UNL-State General Fund-711 Cash & Student Contracts/Designated

COST OBJECT	FACULTY		NON FACULTY		EMPLOYEE BENEFITS	PERSONAL SERVICE CREDITS	TOTAL PERSONAL SERVICES	TOTAL OPERATING EXPENSES	TOTAL
	Dollar	FTE	Dollar	FTE					
21-1602-4000	0	0	0	0	0	0	0	2,000,000	2,000,000
TOTAL	0	0	0	0	0	0	0	2,000,000	2,000,000

UNL-Federal Advance-717 Federal/Restricted

COST OBJECT	FACULTY		NON FACULTY		EMPLOYEE BENEFITS	PERSONAL SERVICE CREDITS	TOTAL PERSONAL SERVICES	TOTAL OPERATING EXPENSES	TOTAL
	Dollar	FTE	Dollar	FTE					
25-1602-0051002	0	0	22,220	1	4,104	0	26,324	0	26,324
TOTAL	0	0	22,220	1	4,104	0	26,324	0	26,324

UNL-Auxiliary-719 Auxiliaries & Services/Restricted

COST OBJECT	FACULTY		NON FACULTY		EMPLOYEE BENEFITS	PERSONAL SERVICE CREDITS	TOTAL PERSONAL SERVICES	TOTAL OPERATING EXPENSES	TOTAL
	Dollar	FTE	Dollar	FTE					
23-1608-0001	0	0	0	0	0	0	0	33,000	33,000
TOTAL	0	0	0	0	0	0	0	33,000	33,000

COST OBJECT LISTING BY SUB PROGRAM
 2010-2011 GENERAL OPERATING BUDGET
 UNIVERSITY OF NEBRASKA - LINCOLN
 Excluding IANR and NCTA

SUBPROGRAM #/NAME:	16 University Libraries	Print Date:	10/1/2010
TOTAL	0 0 0 0 0	0	33,000
SUB PROGRAM TOTAL	2,552,005 41 4,052,022 101 1,496,202	0	8,100,229 6,802,855
TOTAL	0 0 0 0 0	0	33,000
SUB PROGRAM TOTAL	2,552,005 41 4,052,022 101 1,496,202	0	8,100,229 6,802,855

SUBPROGRAM #/NAME:	17 College of Education and Human Sciences	Print Date:	10/1/2010						
UNL-State General Fund-711 State & University Generated/Unrestricted									
COST OBJECT	Dollar	FACULTY FTE	Dollar	NON FACULTY FTE	EMPLOYEE BENEFITS	PERSONAL SERVICE CREDITS	TOTAL PERSONAL SERVICES	TOTAL OPERATING EXPENSES	TOTAL
21-1701-0001	155,404	1	1,576,069	28	412,759	0	2,144,232	-164,350	1,979,882
21-1702-0001	780,337	14	372,831	8	191,501	0	1,344,669	257,891	1,602,560
21-1702-0002	0	0	0	0	0	0	0	53,277	53,277
21-1702-0003	0	0	0	0	0	0	0	4,014	4,014
21-1706-0001	1,060,478	11	207,911	4	310,725	0	1,579,114	62,394	1,641,508
21-1707-0001	1,683,763	19	550,973	16	505,595	0	2,740,331	60,677	2,801,008
21-1708-0001	2,225,644	29	490,687	14	625,518	0	3,341,849	133,802	3,475,651
21-1708-5102	67,874	1	0	0	0	0	67,874	0	67,874
21-1710-0001	1,295,916	15	204,401	6	362,085	0	1,862,402	0	1,862,402
21-1713-0001	0	0	218,959	5	46,746	0	265,705	25,258	290,963
21-1714-4000	0	0	0	0	0	0	0	0	0
21-1714-5102	132,632	2	41,978	1	0	0	174,610	0	174,610
21-1714-5103	50,500	1	0	0	0	0	50,500	0	50,500
21-1727-0001	1,027,906	14	236,186	7	295,742	0	1,559,834	86,933	1,646,767
21-1736-0001	682,471	8	120,957	3	194,391	0	997,819	22,287	1,020,106
21-1736-5102	0	0	0	0	0	0	0	0	0
21-1737-0001	499,341	7	159,372	5	141,495	0	800,208	35,873	836,081
21-1737-5102	24,629	1	0	0	0	0	24,629	0	24,629
21-1767-0001	0	0	129,897	2	31,223	0	161,120	5,000	166,120
TOTAL	9,686,895	122	4,310,221	97	3,117,780	0	17,114,896	583,056	17,697,952

SUBPROGRAM #/NAME:	17 College of Education and Human Sciences	Print Date:	10/1/2010						
UNL-State General Fund-711 Revolving/Designated									
COST OBJECT	Dollar	FACULTY FTE	Dollar	NON FACULTY FTE	EMPLOYEE BENEFITS	PERSONAL SERVICE CREDITS	TOTAL PERSONAL SERVICES	TOTAL OPERATING EXPENSES	TOTAL
22-1701-4000	0	0	123,843	3	32,293	0	156,136	0	156,136
22-1702-0001	0	0	0	0	0	0	0	40,000	40,000
22-1702-0002	0	0	0	0	0	0	0	125,527	125,527
22-1702-0004	0	0	0	0	0	0	0	2,000	2,000
22-1702-0005	0	0	0	0	0	0	0	6,500	6,500
22-1705-0001	0	0	592	0	0	0	592	2,328	2,920
22-1705-0002	0	0	0	0	0	0	0	7,905	7,905
22-1705-0003	0	0	12,667	1	3,303	0	15,970	0	15,970
22-1705-1001	0	0	0	0	0	0	0	200	200
22-1705-1002	0	0	0	0	0	0	0	5,300	5,300
22-1705-1003	0	0	0	0	0	0	0	700	700
22-1706-0001	0	0	0	0	0	0	0	32,810	32,810
22-1706-0003	92,140	1	0	0	24,026	0	116,166	5,000	121,166
22-1707-0001	0	0	14,895	0	250	0	15,145	0	15,145
22-1707-0002	0	0	0	0	0	0	0	4,000	4,000
22-1707-0003	7,608	0	47,372	1	14,338	0	69,318	53,000	122,318
22-1707-0010	0	0	0	0	0	0	0	1,000	1,000
22-1707-0017	0	0	0	0	0	0	0	500	500
22-1707-0018	0	0	0	0	0	0	0	2,000	2,000

COST OBJECT LISTING BY SUB PROGRAM
 2010-2011 GENERAL OPERATING BUDGET
 UNIVERSITY OF NEBRASKA - LINCOLN
 Excluding IANR and NCTA

Print Date: 10/1/2010

SUBPROGRAM #/NAME: 17 College of Education and Human Sciences

UNL-State General Fund-711 Revolving/Designated

COST OBJECT	FACULTY		NON FACULTY		EMPLOYEE BENEFITS	PERSONAL SERVICE CREDITS	TOTAL PERSONAL SERVICES	TOTAL OPERATING EXPENSES	TOTAL
	Dollar	FTE	Dollar	FTE					
22-1707-0019	0	0	0	0	0	0	0	1,000	1,000
Ed Psych Prof Ser-Susan Swearer									
22-1707-0025	0	0	0	0	0	0	0	1,000	1,000
Ed Psych Prof Ser-Amy Spiegel									
22-1708-0001	0	0	1,719	0	0	0	1,719	13,656	15,375
Teach Learn & Teacher Ed Svcs									
22-1708-0006	0	0	0	0	0	0	0	1,500	1,500
TL TE-Prof Services-Moeller									
22-1708-1002	0	0	0	0	0	0	0	1,000	1,000
TL TE-Art Educ-Curr306									
22-1710-0001	527,773	9	68,962	3	155,608	0	752,343	151,630	903,973
Spec Educ&Communication Clinic									
22-1710-0002	0	0	0	0	0	0	0	13,000	13,000
Barkley Development Fund									
22-1710-0003	0	0	0	0	0	0	0	1,000	1,000
Spec Educ&Communic Disord Lab Fees									
22-1713-0001	0	0	30,768	1	6,620	0	37,388	112,000	149,388
Instructional Design Center									
22-1714-0001	0	0	43,893	1	11,446	0	55,339	0	55,339
CYFS-Statistics & Research Methodology									
22-1714-0002	0	0	27,607	1	7,199	0	34,806	0	34,806
CYFS-Rsch Coord Srv									
22-1727-0001	70,678	2	29,975	1	20,999	0	121,652	56,309	177,961
CYAF-Child Dev Lab									
22-1727-0002	0	0	0	0	0	0	0	2,500	2,500
CYAF-Family Resource Cnt									
22-1727-0004	0	0	2,415	0	629	0	3,044	0	3,044
CYAF Teaching Revolving									
22-1727-3012	0	0	0	0	0	0	0	700	700
CYAF-Bischoff Lab Fees - 954/ 955/ 997									
22-1736-0001	0	0	0	0	0	0	0	1,321	1,321
Nutr & Hlth Sci-Lab Fees									
22-1736-0002	0	0	0	0	0	0	0	7,000	7,000
Nutr & Hlth Sci Teaching Revolving									
22-1736-0003	67,825	1	0	0	17,687	0	85,512	0	85,512
NHS Athletic Fund-Rudy									
22-1736-1003	0	0	0	0	0	0	0	2,500	2,500
NHS Sci Princ of Food Prep Lab Fee									
22-1736-1004	0	0	0	0	0	0	0	1,500	1,500
NHS F&N for Healthy Living Lab Fee									
22-1736-1009	0	0	0	0	0	0	0	1,500	1,500
NHS Med Nutr Lab Fee									
22-1736-1016	0	0	0	0	0	0	0	500	500
NHS Peer Nutr Educ Lab Fee									
22-1736-1022	0	0	0	0	0	0	0	200	200
NHS Exercise Testing & Program #486									
22-1736-1050	0	0	0	0	0	0	0	1,000	1,000
Hamouz Teaching Rev									
22-1736-1051	0	0	0	0	0	0	0	1,800	1,800
NHS Dietetic Internship Application									
22-1736-1053	0	0	0	0	0	0	0	10,000	10,000
NHS Exercise Science									
22-1736-1054	0	0	0	0	0	0	0	1,000	1,000
NHS Martial Arts									
22-1737-0001	0	0	0	0	0	0	0	2,921	2,921
Textiles Cloth & Design Laboratory Fees									
22-1737-0002	0	0	0	0	0	0	0	8,300	8,300
Textiles Cloth & Design Revolving Operat									
22-1737-1001	0	0	0	0	0	0	0	1,000	1,000
TCD Labs									
TOTAL	766,024	12	404,708	12	294,398	0	1,465,130	684,607	2,149,737

UNL-Federal Letter of Credit-716 Federal/Restricted

COST OBJECT	FACULTY		NON FACULTY		EMPLOYEE BENEFITS	PERSONAL SERVICE CREDITS	TOTAL PERSONAL SERVICES	TOTAL OPERATING EXPENSES	TOTAL
	Dollar	FTE	Dollar	FTE					
24-1708-0001001	0	0	6,151	0	1,137	0	7,288	0	7,288
US ED Indigenous Roots Teacher Ed Prgm									
24-1710-0004004	0	0	63,553	2	11,743	0	75,296	0	75,296
NIH Yr 5 Early Speech Motor Development									
24-1710-0035001	0	0	30,421	1	5,620	0	36,041	0	36,041
Special Ed & Communications									
24-1710-0038002	0	0	0	0	0	0	0	0	0
Special Ed & Communications									
24-1710-0040003	0	0	31,668	1	5,851	0	37,519	0	37,519
Year 3 US EDUC Family Centered Academic									
24-1710-0052001	0	0	31,200	1	5,766	0	36,966	0	36,966
Special Ed & Communications									
24-1710-0053001	0	0	39,820	1	7,358	0	47,178	0	47,178
Special Ed & Communications									
24-1710-0069001	0	0	56,593	1	10,456	0	67,049	0	67,049
Special Ed & Communications									
24-1714-0011002	0	0	43,617	1	8,059	0	51,676	0	51,676
CYFS Center									
24-1714-0037001	50,400	1	0	0	9,312	0	59,712	0	59,712
CYFS Center									
24-1714-0038002	106,395	2	151,237	4	47,603	0	305,235	0	305,235
CYFS Center									
TOTAL	156,795	2	454,260	11	112,905	0	723,960	0	723,960

COST OBJECT LISTING BY SUB PROGRAM
 2010-2011 GENERAL OPERATING BUDGET
 UNIVERSITY OF NEBRASKA - LINCOLN
 Excluding IANR and NCTA

Print Date: 10/1/2010

SUBPROGRAM #/NAME: 17 College of Education and Human Sciences

COST OBJECT	FACULTY		NON FACULTY		EMPLOYEE BENEFITS	PERSONAL SERVICE CREDITS	TOTAL PERSONAL SERVICES	TOTAL OPERATING EXPENSES	TOTAL
	Dollar	FTE	Dollar	FTE					
26-1707-0064001	0	0	45,371	1	8,245	0	53,616	0	53,616
26-1707-0072001	0	0	51,492	1	9,360	0	60,852	0	60,852
26-1708-0054001	0	0	38,412	1	6,982	0	45,394	0	45,394
26-1710-0045001	0	0	0	0	0	0	0	0	0
26-1710-0054001	0	0	10,920	0	1,986	0	12,906	0	12,906
26-1710-0071001	0	0	82,279	1	14,956	0	97,235	0	97,235
26-1714-0045001	70,000	1	94,520	1	29,904	0	194,424	0	194,424
26-1737-0002001	5,000	0	0	0	909	0	5,909	0	5,909
26-1737-0003001	5,000	0	0	0	909	0	5,909	0	5,909
27-1702-0001001	0	0	9,392	0	1,707	0	11,099	0	11,099
27-1707-0004001	15,000	0	0	0	2,727	0	17,727	0	17,727
27-1707-0005001	10,000	0	0	0	1,818	0	11,818	0	11,818
27-1707-0011001	0	0	17,094	1	3,106	0	20,200	0	20,200
27-1708-0022001	5,000	0	0	0	909	0	5,909	0	5,909
27-1708-0045001	10,000	0	0	0	1,818	0	11,818	0	11,818
27-1710-0009001	0	0	8,235	0	1,497	0	9,732	0	9,732
27-1710-0010001	798,952	9	391,211	9	216,331	0	1,406,494	0	1,406,494
27-1710-0010003	0	0	84,072	2	15,282	0	99,354	0	99,354
27-1712-0002001	0	0	150,450	3	27,347	0	177,797	0	177,797
27-1714-0051001	15,000	0	0	0	2,727	0	17,727	0	17,727
TOTAL	933,952	10	983,448	21	348,520	0	2,265,920	0	2,265,920

Print Date: 10/1/2010

SUBPROGRAM #/NAME: 21 Summer Sessions

COST OBJECT	FACULTY		NON FACULTY		EMPLOYEE BENEFITS	PERSONAL SERVICE CREDITS	TOTAL PERSONAL SERVICES	TOTAL OPERATING EXPENSES	TOTAL
	Dollar	FTE	Dollar	FTE					
23-1702-0002	0	0	59,063	2	13,216	0	72,279	37,000	109,279
23-1712-0001	76,510	1	264,005	6	67,107	0	407,622	201,631	609,253
23-1767-0002	0	0	174,732	5	39,101	0	213,833	0	213,833
TOTAL	76,510	1	497,800	13	119,424	0	693,734	238,631	932,365
SUB PROGRAM TOTAL	11,620,176	148	6,650,437	153	3,993,027	0	22,263,640	1,506,294	23,769,934

Print Date: 10/1/2010

SUBPROGRAM #/NAME: 21 Summer Sessions

COST OBJECT	FACULTY		NON FACULTY		EMPLOYEE BENEFITS	PERSONAL SERVICE CREDITS	TOTAL PERSONAL SERVICES	TOTAL OPERATING EXPENSES	TOTAL
	Dollar	FTE	Dollar	FTE					
21-2105-0900	1,285,011	37	181,209	7	206,737	0	1,672,957	28,812	1,701,769
21-2105-1000	2,233,390	65	223,425	10	346,412	0	2,803,227	-17,343	2,785,884
TOTAL	3,518,401	102	404,634	17	553,149	0	4,476,184	11,469	4,487,653

Print Date: 10/1/2010

SUBPROGRAM #/NAME: 21 Summer Sessions

COST OBJECT	FACULTY		NON FACULTY		EMPLOYEE BENEFITS	PERSONAL SERVICE CREDITS	TOTAL PERSONAL SERVICES	TOTAL OPERATING EXPENSES	TOTAL
	Dollar	FTE	Dollar	FTE					
22-2105-0001	0	0	1,419	0	0	0	1,419	4,839	6,258
TOTAL	0	0	1,419	0	0	0	1,419	4,839	6,258

COST OBJECT LISTING BY SUB PROGRAM
 2010-2011 GENERAL OPERATING BUDGET
 UNIVERSITY OF NEBRASKA - LINCOLN
 Excluding IANR and NCTA

SUB PROGRAM TOTAL		3,518,401	102	406,053	17	553,149	0	4,477,603	16,308	4,493,911
SUBPROGRAM #/NAME: 22 Other Instruction or Research Print Date: 10/1/2010										
UNL-State General Fund-711 State & University Generated/Unrestricted										
COST OBJECT	FACULTY	NON FACULTY	EMPLOYEE	PERSONAL	TOTAL	PERSONAL	TOTAL	PERSONAL	TOTAL	TOTAL
	Dollar	Dollar	BENEFITS	SERVICE	OPERATING	SERVICE	OPERATING	SERVICE	OPERATING	EXPENSES
	FTE	FTE		CREDITS	EXPENSES	CREDITS	EXPENSES	SERVICES	EXPENSES	
21-2207-0002	0	0	0	0	25,000	0	25,000	0	25,000	25,000
21-2209-0001	0	0	6,261	0	7,679	0	7,679	31,589	39,268	39,268
21-2210-0001	0	0	4,697	0	11,207	0	11,207	23,693	34,900	34,900
21-2211-0001	0	0	4,714	0	6,433	0	6,433	23,831	30,264	30,264
21-2212-0001	0	0	0	0	39,983	0	39,983	2,314	42,297	42,297
21-2212-0002	0	0	0	0	4,006	0	4,006	0	4,006	4,006
21-2212-0003	0	0	0	0	14,410	0	14,410	0	14,410	14,410
21-2215-0001	0	0	0	0	415,961	0	415,961	0	415,961	415,961
TOTAL	0	0	15,672	0	108,718	0	108,718	497,388	606,106	606,106
UNL-State General Fund-711 Revolving/Designated										
COST OBJECT	FACULTY	NON FACULTY	EMPLOYEE	PERSONAL	TOTAL	PERSONAL	TOTAL	PERSONAL	TOTAL	TOTAL
	Dollar	Dollar	BENEFITS	SERVICE	OPERATING	SERVICE	OPERATING	SERVICE	OPERATING	EXPENSES
	FTE	FTE		CREDITS	EXPENSES	CREDITS	EXPENSES	SERVICES	EXPENSES	
22-2299-0010	0	0	0	0	12,714,222	0	12,714,222	0	12,714,222	12,714,222
TOTAL	0	0	0	0	12,714,222	0	12,714,222	0	12,714,222	12,714,222
SUB PROGRAM TOTAL 0 0 15,672 0 12,822,940 0 12,822,940										
SUBPROGRAM #/NAME: 23 Student Aid Print Date: 10/1/2010										
UNL-State General Fund-711 State & University Generated/Unrestricted										
COST OBJECT	FACULTY	NON FACULTY	EMPLOYEE	PERSONAL	TOTAL	PERSONAL	TOTAL	PERSONAL	TOTAL	TOTAL
	Dollar	Dollar	BENEFITS	SERVICE	OPERATING	SERVICE	OPERATING	SERVICE	OPERATING	EXPENSES
	FTE	FTE		CREDITS	EXPENSES	CREDITS	EXPENSES	SERVICES	EXPENSES	
21-2313-0001	0	0	0	0	786,570	0	786,570	0	786,570	786,570
21-2313-0002	0	0	0	0	2,697,915	0	2,697,915	0	2,697,915	2,697,915
21-2313-0003	0	0	0	0	2,142,747	0	2,142,747	0	2,142,747	2,142,747
TOTAL	0	0	0	0	5,627,232	0	5,627,232	0	5,627,232	5,627,232
SUB PROGRAM TOTAL 0 0 0 0 5,627,232 0 5,627,232										
SUBPROGRAM #/NAME: 24 International Programs Print Date: 10/1/2010										
UNL-State General Fund-711 State & University Generated/Unrestricted										
COST OBJECT	FACULTY	NON FACULTY	EMPLOYEE	PERSONAL	TOTAL	PERSONAL	TOTAL	PERSONAL	TOTAL	TOTAL
	Dollar	Dollar	BENEFITS	SERVICE	OPERATING	SERVICE	OPERATING	SERVICE	OPERATING	EXPENSES
	FTE	FTE		CREDITS	EXPENSES	CREDITS	EXPENSES	SERVICES	EXPENSES	
21-2405-0001	3,268	590,541	144,886	0	157,108	0	157,108	738,695	895,803	895,803
TOTAL	3,268	590,541	144,886	0	157,108	0	157,108	738,695	895,803	895,803
UNL-State General Fund-711 Revolving/Designated										
COST OBJECT	FACULTY	NON FACULTY	EMPLOYEE	PERSONAL	TOTAL	PERSONAL	TOTAL	PERSONAL	TOTAL	TOTAL
	Dollar	Dollar	BENEFITS	SERVICE	OPERATING	SERVICE	OPERATING	SERVICE	OPERATING	EXPENSES
	FTE	FTE		CREDITS	EXPENSES	CREDITS	EXPENSES	SERVICES	EXPENSES	
22-2405-0001	0	0	0	0	3,152	0	3,152	0	3,152	3,152
22-2405-0002	0	0	0	0	21,012	0	21,012	0	21,012	21,012
TOTAL	0	0	0	0	24,164	0	24,164	0	24,164	24,164

COST OBJECT LISTING BY SUB PROGRAM
 2010-2011 GENERAL OPERATING BUDGET
 UNIVERSITY OF NEBRASKA - LINCOLN
 Excluding IANR and NCTA

Print Date: 10/1/2010

SUBPROGRAM #/NAME: 24 International Programs
 UNL-Auxiliary-719 Auxiliaries & Services/Restricted

COST OBJECT	Dollar	FACULTY		NON FACULTY		EMPLOYEE BENEFITS	PERSONAL SERVICE CREDITS	TOTAL PERSONAL SERVICES	TOTAL OPERATING EXPENSES	TOTAL
		FTE	Dollar	FTE	Dollar					
23-2405-0003	0	0	37,709	1	8,438	0	0	46,147	1,605,000	1,651,147
TOTAL	0	0	37,709	1	8,438	0	0	46,147	1,605,000	1,651,147
SUB PROGRAM TOTAL	3,268	0	628,250	14	153,324	0	0	784,842	1,786,272	2,571,114

Print Date: 10/1/2010

SUBPROGRAM #/NAME: 25 Instruction Budget Adjustments
 UNL-State General Fund-711 State & University Generated/Unrestricted

COST OBJECT	Dollar	FACULTY		NON FACULTY		EMPLOYEE BENEFITS	PERSONAL SERVICE CREDITS	TOTAL PERSONAL SERVICES	TOTAL OPERATING EXPENSES	TOTAL
		FTE	Dollar	FTE	Dollar					
21-2599-0001	300,000	0	9,078,736	0	2,131,757	0	0	11,510,493	-5,217,628	6,292,865
TOTAL	300,000	0	9,078,736	0	2,131,757	0	0	11,510,493	-5,217,628	6,292,865
SUB PROGRAM TOTAL	300,000	0	9,078,736	0	2,131,757	0	0	11,510,493	13,203,860	24,714,353

Print Date: 10/1/2010

SUBPROGRAM #/NAME: 27 Television and Radio
 UNL-State General Fund-711 State & University Generated/Unrestricted

COST OBJECT	Dollar	FACULTY		NON FACULTY		EMPLOYEE BENEFITS	PERSONAL SERVICE CREDITS	TOTAL PERSONAL SERVICES	TOTAL OPERATING EXPENSES	TOTAL
		FTE	Dollar	FTE	Dollar					
21-2701-0001	0	0	1,233,134	23	304,810	0	0	1,537,944	-30,353	1,507,591
TOTAL	0	0	1,233,134	23	304,810	0	0	1,537,944	-30,353	1,507,591
SUB PROGRAM TOTAL	0	0	3,330,731	72	868,197	0	0	4,198,928	1,394,381	5,593,309

Print Date: 10/1/2010

SUBPROGRAM #/NAME: 28 Museums and Art Gallery
 UNL-Trust-Grant/Cont/Loan/End-718 Trust/Restricted

COST OBJECT	Dollar	FACULTY		NON FACULTY		EMPLOYEE BENEFITS	PERSONAL SERVICE CREDITS	TOTAL PERSONAL SERVICES	TOTAL OPERATING EXPENSES	TOTAL
		FTE	Dollar	FTE	Dollar					
26-2701-2009001	0	0	0	0	0	0	0	0	0	0
26-2701-2010001	0	0	303,390	6	55,145	0	0	358,535	0	358,535
TOTAL	0	0	303,390	6	55,145	0	0	358,535	0	358,535
SUB PROGRAM TOTAL	0	0	4,867,255	101	1,228,152	0	0	6,095,407	1,364,028	7,459,435

Print Date: 10/1/2010

COST OBJECT LISTING BY SUB PROGRAM
 2010-2011 GENERAL OPERATING BUDGET
 UNIVERSITY OF NEBRASKA - LINCOLN
 Excluding IANR and NCTA

Print Date: 10/1/2010

SUBPROGRAM #/NAME: 28 Museums and Art Gallery

UNL-State General Fund-711 State & University Generated/Unrestricted

COST OBJECT	FACULTY		NON FACULTY		EMPLOYEE BENEFITS	PERSONAL SERVICE CREDITS	TOTAL PERSONAL SERVICES	TOTAL OPERATING EXPENSES	TOTAL
	Dollar	FTE	Dollar	FTE					
21-2805-0001	115,114	1	593,311	12	174,861	0	883,286	27,527	910,813
21-2805-0004	0	0	24,003	1	4,980	0	28,983	0	28,983
21-2805-0006	0	0	37,319	1	9,031	0	46,350	34,207	80,557
21-2805-0016	0	0	0	0	0	0	0	0	0
21-2810-0001	0	0	1,660	0	4,522	0	6,182	3,369	9,551
21-2811-0001	577	0	697,678	14	161,816	0	860,071	55,320	915,391
TOTAL	115,691	1	1,353,971	28	355,210	0	1,824,872	120,423	1,945,295

UNL-State General Fund-711 Revolving/Designated

COST OBJECT	FACULTY		NON FACULTY		EMPLOYEE BENEFITS	PERSONAL SERVICE CREDITS	TOTAL PERSONAL SERVICES	TOTAL OPERATING EXPENSES	TOTAL
	Dollar	FTE	Dollar	FTE					
22-2805-0001	0	0	29,955	1	7,812	0	37,767	1,000	38,767
22-2805-0002	0	0	0	0	0	0	0	0	0
22-2805-0003	0	0	4,455	0	1,160	0	5,615	8,000	13,615
22-2805-0004	0	0	45,574	1	11,885	0	57,459	21,773	79,232
22-2811-0001	0	0	105,576	3	27,531	0	133,107	27,300	160,407
22-2811-0002	0	0	0	0	0	0	0	6,500	6,500
TOTAL	0	0	185,560	5	48,388	0	233,948	64,573	298,521

UNL-Federal Letter of Credit-716 Federal/Restricted

COST OBJECT	FACULTY		NON FACULTY		EMPLOYEE BENEFITS	PERSONAL SERVICE CREDITS	TOTAL PERSONAL SERVICES	TOTAL OPERATING EXPENSES	TOTAL
	Dollar	FTE	Dollar	FTE					
24-2805-0085001	0	0	0	0	0	0	0	0	0
TOTAL	0	0	0	0	0	0	0	0	0

UNL-Federal Advance-717 Federal/Restricted

COST OBJECT	FACULTY		NON FACULTY		EMPLOYEE BENEFITS	PERSONAL SERVICE CREDITS	TOTAL PERSONAL SERVICES	TOTAL OPERATING EXPENSES	TOTAL
	Dollar	FTE	Dollar	FTE					
25-2805-0080001	0	0	12,081	0	2,232	0	14,313	0	14,313
25-2805-0080002	35,953	1	0	0	6,642	0	42,595	0	42,595
25-2805-0082001	0	0	32,000	1	5,912	0	37,912	0	37,912
TOTAL	35,953	1	44,081	1	14,786	0	94,820	0	94,820

UNL-Trust-Grant/Loan/End-718 Trust/Restricted

COST OBJECT	FACULTY		NON FACULTY		EMPLOYEE BENEFITS	PERSONAL SERVICE CREDITS	TOTAL PERSONAL SERVICES	TOTAL OPERATING EXPENSES	TOTAL
	Dollar	FTE	Dollar	FTE					
26-2805-0006001	0	0	19,981	1	3,633	0	23,614	0	23,614
26-2805-0009001	0	0	14,132	0	2,567	0	16,699	0	16,699
26-2805-0012001	0	0	11,163	0	2,030	0	13,193	0	13,193
26-2805-0015013	0	0	0	0	0	0	0	0	0
26-2805-0015014	0	0	46,528	1	8,458	0	54,986	0	54,986
26-2805-0028001	0	0	3,789	0	689	0	4,478	0	4,478
26-2805-0029001	0	0	31,507	1	5,727	0	37,234	0	37,234
26-2805-0087001	0	0	0	0	0	0	0	0	0
27-2810-0001001	0	0	14,128	0	2,567	0	16,695	0	16,695
27-2811-0007001	0	0	30,736	1	5,588	0	36,324	0	36,324
TOTAL	0	0	171,964	4	31,259	0	203,223	0	203,223

COST OBJECT LISTING BY SUB PROGRAM
 2010-2011 GENERAL OPERATING BUDGET
 UNIVERSITY OF NEBRASKA - LINCOLN
 Excluding IANR and NCTA

Print Date: 10/1/2010

SUBPROGRAM #/NAME: 28 Museums and Art Gallery

COST OBJECT	FACULTY		NON FACULTY		EMPLOYEE BENEFITS	PERSONAL SERVICE CREDITS	TOTAL PERSONAL SERVICES	TOTAL OPERATING EXPENSES	TOTAL
	Dollar	FTE	Dollar	FTE					
23-2805-0001	0	0	7,083	0	1,584	0	8,667	64,476	73,143
23-2805-0002	0	0	17,282	1	2,292	0	19,574	16,303	35,877
TOTAL	0	0	24,365	1	3,876	0	28,241	80,779	109,020
SUB PROGRAM TOTAL	151,644	2	1,779,941	39	453,519	0	2,385,104	265,775	2,650,879

Print Date: 10/1/2010

SUBPROGRAM #/NAME: 29 Information Services

COST OBJECT	FACULTY		NON FACULTY		EMPLOYEE BENEFITS	PERSONAL SERVICE CREDITS	TOTAL PERSONAL SERVICES	TOTAL OPERATING EXPENSES	TOTAL
	Dollar	FTE	Dollar	FTE					
21-2905-0001	45,117	0	3,685,506	62	902,443	0	4,633,066	1,385,554	6,018,620
21-2907-0001	0	0	104,473	2	29,445	0	133,918	4,180	138,098
TOTAL	45,117	0	3,789,979	64	931,888	0	4,766,984	1,389,734	6,156,718

Print Date: 10/1/2010

SUBPROGRAM #/NAME: 30 Extended Education

COST OBJECT	FACULTY		NON FACULTY		EMPLOYEE BENEFITS	PERSONAL SERVICE CREDITS	TOTAL PERSONAL SERVICES	TOTAL OPERATING EXPENSES	TOTAL
	Dollar	FTE	Dollar	FTE					
22-2905-0002	0	0	0	0	0	0	0	0	0
22-2905-0003	0	0	366,765	9	95,641	0	462,406	-462,406	0
22-2905-0004	0	0	207,886	4	19,408	0	227,294	-227,294	0
22-2905-0005	0	0	635,529	6	165,725	0	801,254	1,209,860	2,011,114
22-2905-0006	0	0	107,444	2	28,018	0	135,462	-135,462	0
22-2905-0007	0	0	0	0	0	0	0	0	0
22-2905-1001	0	0	48,607	1	12,674	0	61,281	61,000	122,281
22-2905-1408	0	0	157,021	4	40,944	0	197,965	0	197,965
TOTAL	0	0	1,523,252	25	362,410	0	1,885,662	445,698	2,331,360

Print Date: 10/1/2010

SUBPROGRAM #/NAME: 30 Extended Education

COST OBJECT	FACULTY		NON FACULTY		EMPLOYEE BENEFITS	PERSONAL SERVICE CREDITS	TOTAL PERSONAL SERVICES	TOTAL OPERATING EXPENSES	TOTAL
	Dollar	FTE	Dollar	FTE					
23-2906-0001	0	0	617,259	13	138,122	0	755,381	3,733,000	4,488,381
23-2906-0003	0	0	333,120	8	74,543	0	407,663	1,679,400	2,087,063
23-2906-0004	0	0	49,339	1	11,041	0	60,380	54,193	114,573
23-2906-0005	0	0	77,528	2	17,021	0	94,549	263,802	358,351
23-2906-0007	0	0	57,216	1	12,803	0	70,019	243,662	313,681
23-2907-0001	0	0	924,413	21	208,676	0	1,133,089	4,350,300	5,483,389
23-2907-0006	0	0	287,203	5	61,900	0	349,103	299,698	648,801
23-2907-0007	0	0	117,574	2	27,383	0	144,957	1,348,000	1,492,957
23-2907-0008	0	0	0	0	0	0	0	314,000	314,000
TOTAL	0	0	2,463,652	54	551,489	0	3,015,141	12,286,055	15,301,196
SUB PROGRAM TOTAL	45,117	0	7,776,883	143	1,845,787	0	9,667,787	14,121,487	23,789,274

Print Date: 10/1/2010

SUBPROGRAM #/NAME: 30 Extended Education

COST OBJECT LISTING BY SUB PROGRAM
 2010-2011 GENERAL OPERATING BUDGET
 UNIVERSITY OF NEBRASKA - LINCOLN
 Excluding IANR and NCTA

Print Date: 10/1/2010

SUBPROGRAM #/NAME: 30 Extended Education

UNL-State General Fund-711 State & University Generated/Unrestricted

COST OBJECT	FACULTY		NON FACULTY		EMPLOYEE BENEFITS	PERSONAL SERVICE CREDITS	TOTAL PERSONAL SERVICES	TOTAL OPERATING EXPENSES	TOTAL
	Dollar	FTE	Dollar	FTE					
EEO Office of Extended Ed-Tax	36,393	0	130,218	1	35,147	0	201,758	28,727	230,485
EEO Program Support Clearing	0	0	0	0	0	0	0	14,243	14,243
EEO Acad Dept Tsfs	0	0	0	0	0	0	0	3,723,402	3,723,402
EEO Dist Prog Dev Fund	0	0	0	0	0	0	0	936,985	936,985
EEO Online Worldwide Fund	0	0	0	0	0	0	0	296,423	296,423
EEO Dist Ed Pgm Tax	0	0	429,190	9	100,728	0	529,918	74,644	604,562
EEO-Advanced Scholars Tax	0	0	37,400	1	9,245	0	46,645	6,965	53,610
EEO ID&D Admin-Tax	0	0	78,415	2	19,384	0	97,799	4,915	102,714
EEO ID&D Academic Colleges-Tax	0	0	502,207	11	104,507	0	606,714	29,890	636,604
EEO Information Systems Tax	0	0	92,000	1	22,742	0	114,742	0	114,742
EEO-Business Affairs Tax	0	0	96,000	1	23,732	0	119,732	0	119,732
EEO Marketing Tax	0	0	132,186	2	32,676	0	164,862	0	164,862
TOTAL	36,393	0	1,497,616	28	348,161	0	1,882,170	5,116,194	6,998,364

UNL-State General Fund-711 Revolving/Designated

COST OBJECT	FACULTY		NON FACULTY		EMPLOYEE BENEFITS	PERSONAL SERVICE CREDITS	TOTAL PERSONAL SERVICES	TOTAL OPERATING EXPENSES	TOTAL
	Dollar	FTE	Dollar	FTE					
EEO Grad Dist Ed Pgm Adm	0	0	0	0	0	0	0	0	0
EEO UG Dist Ed Pgms	33,810	1	60,553	2	7,904	0	102,267	1,020,000	1,122,267
EEO Fire Protection Program	106,125	1	0	0	27,674	0	133,799	25,740	159,539
EEO Summer Independent Study	158,000	4	0	0	41,202	0	199,202	90,000	289,202
EEO ID&D Special Projects	0	0	102,235	3	26,727	0	128,962	-4,817	124,145
EEO ID&D College Curriculum	0	0	0	0	0	0	0	0	0
EEO ID&D High School Curriculum	16,900	1	202,660	6	57,256	0	276,816	-276,816	0
EEO ID&D Academic Colleges	0	0	0	0	0	0	0	0	0
EEO ID&D Server Training	0	0	277	0	2	0	279	17,603	17,882
EEO Advanced Scholars Program	0	0	0	0	0	0	0	0	0
EEO Information Systems	0	0	0	0	0	0	0	-355,664	-355,664
EEO Independent Study High School	0	0	282,102	6	73,562	0	355,664	0	0
EEO Bus Affair-Clerical Support	0	0	312,515	8	81,493	0	394,008	2,089,789	2,483,797
EEO Business Affair-Ship & Receive	0	0	128,286	5	33,965	0	162,251	-162,251	0
EEO Business Affair-Business Office	0	0	112,182	4	29,252	0	141,434	-141,434	0
Academic Conference Administration	0	0	111,150	3	28,984	0	140,134	-140,134	0
EEO Marketing	0	0	46,298	2	12,074	0	58,372	76,730	135,102
EEO Marketing/Customer Service	0	0	256,021	7	66,760	0	322,781	-322,781	0
	0	0	130,656	4	34,071	0	164,727	-164,727	0
TOTAL	314,835	6	1,744,935	49	520,926	0	2,580,696	1,751,238	4,331,934

SUB PROGRAM TOTAL

SUB PROGRAM TOTAL	351,228	6	3,242,551	76	869,087	0	4,462,866	6,867,432	11,330,298
--------------------------	----------------	----------	------------------	-----------	----------------	----------	------------------	------------------	-------------------

SUBPROGRAM #/NAME: 32 Research Initiative

UNL-State General Fund-711 State & University Generated/Unrestricted

COST OBJECT	FACULTY		NON FACULTY		EMPLOYEE BENEFITS	PERSONAL SERVICE CREDITS	TOTAL PERSONAL SERVICES	TOTAL OPERATING EXPENSES	TOTAL
	Dollar	FTE	Dollar	FTE					
Engr Rsch Cnt-Administration	0	0	0	0	0	0	0	0	0
Biotechnology - Rsch Init Funds	0	0	0	0	0	0	0	0	0
Cnt Biotech-Bioinformatics Facility	0	0	0	0	0	0	0	0	0
Cnt Biotech - Protein Sequencing	0	0	0	0	0	0	0	0	0

COST OBJECT LISTING BY SUB PROGRAM
 2010-2011 GENERAL OPERATING BUDGET
 UNIVERSITY OF NEBRASKA - LINCOLN
 Excluding IANR and NCTA

Print Date: 10/1/2010

SUBPROGRAM #/NAME: 32 Research Initiative

UNL-State General Fund-711 State & University Generated/Unrestricted

COST OBJECT	FACULTY		NON FACULTY		EMPLOYEE BENEFITS	PERSONAL SERVICE CREDITS	TOTAL PERSONAL SERVICES	TOTAL OPERATING EXPENSES	TOTAL
	Dollar	FTE	Dollar	FTE					
21-3208-0005	0	0	0	0	0	0	0	0	0
21-3208-0006	0	0	0	0	0	0	0	0	0
21-3208-0010	0	0	0	0	0	0	0	0	0
21-3208-0013	0	0	0	0	0	0	0	0	0
21-3208-0017	0	0	0	0	0	0	0	0	0
21-3208-0031	0	0	0	0	0	0	0	0	0
21-3215-0001	0	0	0	0	0	0	0	0	0
21-3215-0045	0	0	0	0	0	0	0	0	0
21-3218-0002	0	0	0	0	0	0	0	0	0
21-3230-0001	0	0	0	0	0	0	0	0	0
21-3241-0001	0	0	0	0	0	0	0	0	0
TOTAL	0	0	0	0	0	0	0	0	0

UNL-Federal Advance-717 Federal/Restricted

COST OBJECT	FACULTY		NON FACULTY		EMPLOYEE BENEFITS	PERSONAL SERVICE CREDITS	TOTAL PERSONAL SERVICES	TOTAL OPERATING EXPENSES	TOTAL
	Dollar	FTE	Dollar	FTE					
25-3208-0013001	0	0	44,790	1	8,275	0	53,065	0	53,065
TOTAL	0	0	44,790	1	8,275	0	53,065	0	53,065
SUB PROGRAM TOTAL	0	0	44,790	1	8,275	0	53,065	0	53,065

SUBPROGRAM #/NAME: 33 Facilities Mgmt. & Planning

UNL-State General Fund-711 State & University Generated/Unrestricted

COST OBJECT	FACULTY		NON FACULTY		EMPLOYEE BENEFITS	PERSONAL SERVICE CREDITS	TOTAL PERSONAL SERVICES	TOTAL OPERATING EXPENSES	TOTAL
	Dollar	FTE	Dollar	FTE					
21-3301-0001	0	0	933,058	4	93,125	0	1,026,183	-160,564	865,619
21-3301-0043	0	0	441,407	11	93,512	0	534,919	0	534,919
21-3305-0001	0	0	201,739	2	49,870	0	251,609	0	251,609
21-3305-1001	0	0	84,081	2	20,785	0	104,866	0	104,866
21-3306-0005	0	0	3,086,619	67	728,304	0	3,814,923	1,672,771	5,487,694
21-3306-0006	0	0	0	0	0	0	0	208,316	208,316
21-3306-1002	0	0	642,949	8	139,654	0	782,603	0	782,603
21-3307-0001	0	0	5,365,876	202	1,254,009	0	6,619,885	449,090	7,068,975
21-3309-0001	0	0	0	0	0	0	0	23,303,496	23,303,496
21-3312-0001	0	0	1,079,413	28	239,573	0	1,318,986	436,887	1,755,873
21-3312-1001	0	0	85,764	1	21,060	0	106,824	0	106,824
21-3313-0001	0	0	0	0	0	0	0	30,000	30,000
21-3314-0001	0	0	0	0	0	0	0	148,939	148,939
TOTAL	0	0	11,920,906	324	2,639,892	0	14,560,798	26,088,935	40,649,733

UNL-State General Fund-711 Revolving/Designated

COST OBJECT	FACULTY		NON FACULTY		EMPLOYEE BENEFITS	PERSONAL SERVICE CREDITS	TOTAL PERSONAL SERVICES	TOTAL OPERATING EXPENSES	TOTAL
	Dollar	FTE	Dollar	FTE					
22-3305-0001	0	0	1,443,025	25	376,292	0	1,819,317	-1,819,317	0
22-3306-0001	0	0	1,545,178	30	402,930	0	1,948,108	-1,948,108	0
22-3307-0001	0	0	443,751	17	115,716	0	559,467	-559,467	0
22-3312-0001	0	0	466,495	13	121,647	0	588,142	-588,142	0

COST OBJECT LISTING BY SUB PROGRAM
 2010-2011 GENERAL OPERATING BUDGET
 UNIVERSITY OF NEBRASKA - LINCOLN
 Excluding IANR and NCTA

SUBPROGRAM #/NAME: 33 Facilities Mgmt & Planning		TOTAL		TOTAL		TOTAL		TOTAL		TOTAL		TOTAL		TOTAL	
		Dollar	FTE	Dollar	FTE	EMPLOYEE BENEFITS	PERSONAL SERVICE CREDITS	PERSONAL SERVICES	TOTAL OPERATING EXPENSES	Dollar	FTE	EMPLOYEE BENEFITS	PERSONAL SERVICE CREDITS	PERSONAL SERVICES	TOTAL OPERATING EXPENSES
UNL-Auxiliary-719 Auxiliaries & Services/Restricted		0	0	3,898,449	85	1,016,585	0	4,915,034	-4,915,034	0	0	0	0	0	0
COST OBJECT		Dollar	FTE	Dollar	FTE	EMPLOYEE BENEFITS	PERSONAL SERVICE CREDITS	PERSONAL SERVICES	TOTAL OPERATING EXPENSES	Dollar	FTE	EMPLOYEE BENEFITS	PERSONAL SERVICE CREDITS	PERSONAL SERVICES	TOTAL OPERATING EXPENSES
23-3313-0001	Recycling Program	0	0	22,256	1	4,981	0	27,237	5,000	0	0	0	0	0	32,237
23-3314-0001	Rental Prop Misc Fees & Rental Inc	0	0	0	0	0	0	0	14,117	0	0	0	0	0	14,117
23-3314-0007	Rental Property-1901 Y Street	0	0	0	0	0	0	0	37,000	0	0	0	0	0	37,000
23-3314-0013	Rental Prop-Textron	0	0	0	0	0	0	0	37,000	0	0	0	0	0	37,000
23-3397-0003	Power Plant Clearing	0	0	2,328,047	49	520,938	0	2,848,985	2,081,517	0	0	0	0	2,848,985	4,930,502
TOTAL		0	0	2,350,303	50	525,919	0	2,876,222	2,174,634	0	0	0	0	2,876,222	5,050,856
SUB PROGRAM TOTAL		0	0	18,169,658	459	4,182,396	0	22,352,054	23,348,535	0	0	0	0	22,352,054	45,700,589

SUBPROGRAM #/NAME: 34 Innovation Campus		TOTAL		TOTAL		TOTAL		TOTAL		TOTAL		TOTAL		TOTAL	
		Dollar	FTE	Dollar	FTE	EMPLOYEE BENEFITS	PERSONAL SERVICE CREDITS	PERSONAL SERVICES	TOTAL OPERATING EXPENSES	Dollar	FTE	EMPLOYEE BENEFITS	PERSONAL SERVICE CREDITS	PERSONAL SERVICES	TOTAL OPERATING EXPENSES
UNL-State General Fund-711 Revolving/Designated		0	0	0	0	0	0	0	15,000,000	0	0	0	0	0	15,000,000
COST OBJECT		Dollar	FTE	Dollar	FTE	EMPLOYEE BENEFITS	PERSONAL SERVICE CREDITS	PERSONAL SERVICES	TOTAL OPERATING EXPENSES	Dollar	FTE	EMPLOYEE BENEFITS	PERSONAL SERVICE CREDITS	PERSONAL SERVICES	TOTAL OPERATING EXPENSES
22-3405-0001	Innovation Campus	0	0	0	0	0	0	0	15,000,000	0	0	0	0	0	15,000,000
TOTAL		0	0	0	0	0	0	0	15,000,000	0	0	0	0	0	15,000,000
SUB PROGRAM TOTAL		0	0	0	0	0	0	0	15,000,000	0	0	0	0	0	15,000,000

SUBPROGRAM #/NAME: 41 Executive Administration		TOTAL		TOTAL		TOTAL		TOTAL		TOTAL		TOTAL		TOTAL	
		Dollar	FTE	Dollar	FTE	EMPLOYEE BENEFITS	PERSONAL SERVICE CREDITS	PERSONAL SERVICES	TOTAL OPERATING EXPENSES	Dollar	FTE	EMPLOYEE BENEFITS	PERSONAL SERVICE CREDITS	PERSONAL SERVICES	TOTAL OPERATING EXPENSES
UNL-State General Fund-711 State & University Generated/Unrestricted		0	0	860,546	8	199,739	0	1,060,285	86,681	0	0	0	0	0	12,607
COST OBJECT		Dollar	FTE	Dollar	FTE	EMPLOYEE BENEFITS	PERSONAL SERVICE CREDITS	PERSONAL SERVICES	TOTAL OPERATING EXPENSES	Dollar	FTE	EMPLOYEE BENEFITS	PERSONAL SERVICE CREDITS	PERSONAL SERVICES	TOTAL OPERATING EXPENSES
21-4101-0001	Chancellor	0	0	860,546	8	199,739	0	1,060,285	86,681	0	0	0	0	0	1,146,966
21-4101-0003	Chancellor Housing Allowance	0	0	0	0	0	0	0	12,607	0	0	0	0	0	12,607
TOTAL		0	0	860,546	8	199,739	0	1,060,285	99,288	0	0	0	0	0	1,159,573
SUB PROGRAM TOTAL		0	0	887,993	8	204,727	0	1,092,720	99,288	0	0	0	0	0	1,192,008

SUBPROGRAM #/NAME: 42 Student Services		TOTAL		TOTAL		TOTAL		TOTAL		TOTAL		TOTAL		TOTAL	
		Dollar	FTE	Dollar	FTE	EMPLOYEE BENEFITS	PERSONAL SERVICE CREDITS	PERSONAL SERVICES	TOTAL OPERATING EXPENSES	Dollar	FTE	EMPLOYEE BENEFITS	PERSONAL SERVICE CREDITS	PERSONAL SERVICES	TOTAL OPERATING EXPENSES
UNL-State General Fund-711 State & University Generated/Unrestricted		0	0	580,239	7	136,426	0	716,665	-161,745	0	0	0	0	0	554,920
COST OBJECT		Dollar <td>FTE</td> <td>Dollar <td>FTE</td> <td>EMPLOYEE BENEFITS</td> <td>PERSONAL SERVICE CREDITS</td> <td>PERSONAL SERVICES</td> <td>TOTAL OPERATING EXPENSES</td> <td>Dollar <td>FTE</td> <td>EMPLOYEE BENEFITS</td> <td>PERSONAL SERVICE CREDITS</td> <td>PERSONAL SERVICES</td> <td>TOTAL OPERATING EXPENSES</td> </td></td>	FTE	Dollar <td>FTE</td> <td>EMPLOYEE BENEFITS</td> <td>PERSONAL SERVICE CREDITS</td> <td>PERSONAL SERVICES</td> <td>TOTAL OPERATING EXPENSES</td> <td>Dollar <td>FTE</td> <td>EMPLOYEE BENEFITS</td> <td>PERSONAL SERVICE CREDITS</td> <td>PERSONAL SERVICES</td> <td>TOTAL OPERATING EXPENSES</td> </td>	FTE	EMPLOYEE BENEFITS	PERSONAL SERVICE CREDITS	PERSONAL SERVICES	TOTAL OPERATING EXPENSES	Dollar <td>FTE</td> <td>EMPLOYEE BENEFITS</td> <td>PERSONAL SERVICE CREDITS</td> <td>PERSONAL SERVICES</td> <td>TOTAL OPERATING EXPENSES</td>	FTE	EMPLOYEE BENEFITS	PERSONAL SERVICE CREDITS	PERSONAL SERVICES	TOTAL OPERATING EXPENSES
21-4201-0001	V C For Student Affairs	0	0	7,256	0	1,793	0	9,049	0	0	0	0	0	0	9,049
21-4201-0002	V C For Student Affairs Publicat Advso	0	0	489,013	12	121,457	0	610,470	-11,241	0	0	0	0	0	599,229
21-4206-0001	UNL Career Services	0	0	1,441,668	35	317,187	0	1,758,855	131,616	0	0	0	0	0	1,890,471
21-4207-0001	Admissions	0	0	17,775	0	0	0	17,775	0	0	0	0	0	0	17,775
21-4207-0002	Admissions-New Student Enrollment	0	0	0	0	0	0	0	0	0	0	0	0	0	0
TOTAL		0	0	27,447	0	4,988	0	32,435	0	0	0	0	0	0	32,435
SUB PROGRAM TOTAL		0	0	887,993	8	204,727	0	1,092,720	99,288	0	0	0	0	0	1,192,008

COST OBJECT LISTING BY SUB PROGRAM
 2010-2011 GENERAL OPERATING BUDGET
 UNIVERSITY OF NEBRASKA - LINCOLN
 Excluding IANR and NCTA

Print Date: 10/1/2010

SUBPROGRAM #/NAME: 42 Student Services

UNL-State General Fund-711 State & University Generated/Unrestricted

COST OBJECT	FACULTY		NON FACULTY		EMPLOYEE BENEFITS	PERSONAL SERVICE CREDITS	TOTAL PERSONAL SERVICES	TOTAL OPERATING EXPENSES	TOTAL
	Dollar	FTE	Dollar	FTE					
21-4207-0005	0	0	239,349	6	59,167	0	298,516	0	298,516
21-4207-0006	0	0	77,320	2	12,430	0	89,750	0	89,750
21-4208-0001	0	0	1,083,973	32	248,215	0	1,332,188	105,451	1,437,639
21-4210-0001	0	0	31,015	0	4,620	0	35,635	6,199	41,834
21-4210-0003	0	0	35,837	1	8,859	0	44,696	29,881	74,577
21-4211-0001	0	0	1,002,026	27	234,657	0	1,236,683	61,859	1,298,542
21-4213-0001	0	0	119,779	2	29,341	0	149,120	11,473	160,593
21-4214-0001	0	0	114,555	1	22,981	0	137,536	-1,787	135,749
21-4214-0002	0	0	356,201	6	86,879	0	443,080	226,951	670,031
21-4214-0003	0	0	0	0	0	0	0	23,064	23,064
21-4215-0001	0	0	189,273	8	44,890	0	234,163	-934	233,229
21-4215-0002	0	0	0	0	0	0	0	31,292	31,292
21-4215-1001	0	0	49,031	2	12,087	0	61,118	7,942	69,060
21-4299-0001	0	0	0	0	0	0	0	9,812	9,812
TOTAL	0	0	5,834,310	142	1,340,989	0	7,175,299	469,833	7,645,132

UNL-State General Fund-711 Revolving/Designated

COST OBJECT	FACULTY		NON FACULTY		EMPLOYEE BENEFITS	PERSONAL SERVICE CREDITS	TOTAL PERSONAL SERVICES	TOTAL OPERATING EXPENSES	TOTAL
	Dollar	FTE	Dollar	FTE					
22-4201-0007	0	0	32,500	1	8,475	0	40,975	0	40,975
22-4205-0001	0	0	77,320	1	20,161	0	97,481	0	97,481
22-4206-0001	0	0	113,896	2	24,485	0	138,381	35,424	173,805
22-4206-0002	0	0	12,432	0	106	0	12,538	7,453	19,991
22-4207-0001	0	0	289,904	9	75,597	0	365,501	545,950	911,451
22-4207-0002	0	0	121,690	7	2,040	0	123,730	216,900	340,630
22-4207-0003	0	0	0	0	0	0	0	131,900	131,900
22-4207-0004	0	0	0	0	0	0	0	248,900	248,900
22-4207-0005	0	0	0	0	0	0	0	107,650	107,650
22-4207-0007	0	0	0	0	0	0	0	37,700	37,700
22-4207-0008	0	0	0	0	0	0	0	4,850	4,850
22-4207-0009	0	0	0	0	0	0	0	1,850	1,850
22-4207-0010	0	0	0	0	0	0	0	49,600	49,600
22-4207-0011	0	0	0	0	0	0	0	2,150	2,150
22-4207-0012	0	0	25,000	0	213	0	25,213	8,550	33,763
22-4207-0014	0	0	0	0	0	0	0	141,700	141,700
22-4208-0002	0	0	93,642	3	24,375	0	118,017	0	118,017
22-4209-0001	0	0	0	0	0	0	0	0	0
22-4213-0001	0	0	11,370	0	97	0	11,467	7,500	18,967
22-4214-0001	0	0	41,862	1	10,916	0	52,778	0	52,778
22-4214-0002	0	0	93,056	2	24,266	0	117,322	0	117,322
TOTAL	0	0	912,672	26	190,731	0	1,103,403	1,548,077	2,651,480

UNL-Federal Letter of Credit-716 Federal/Restricted

COST OBJECT	FACULTY		NON FACULTY		EMPLOYEE BENEFITS	PERSONAL SERVICE CREDITS	TOTAL PERSONAL SERVICES	TOTAL OPERATING EXPENSES	TOTAL
	Dollar	FTE	Dollar	FTE					
24-4206-2010001	0	0	0	0	0	0	0	0	0
24-4206-2011001	0	0	44,868	1	8,290	0	53,158	0	53,158
24-4210-0016041	0	0	304,013	8	56,173	0	360,186	0	360,186

COST OBJECT LISTING BY SUB PROGRAM
 2010-2011 GENERAL OPERATING BUDGET
 UNIVERSITY OF NEBRASKA - LINCOLN
 Excluding IANR and NCTA

Print Date: 10/1/2010

SUBPROGRAM #/NAME: 42 Student Services
 UNL-Federal Letter of Credit-716 Federal/Restricted

COST OBJECT	FACULTY		NON FACULTY		EMPLOYEE BENEFITS	PERSONAL SERVICE CREDITS	PERSONAL SERVICES	TOTAL OPERATING EXPENSES	TOTAL
	Dollar	FTE	Dollar	FTE					
24-4210-0017031	0	0	190,644	5	35,225	0	225,869	0	225,869
24-4210-0018021	0	0	79,449	2	14,680	0	94,129	0	94,129
24-4210-0019021	0	0	131,195	4	24,240	0	155,435	0	155,435
24-4210-0020031	0	0	99,833	3	18,447	0	118,280	0	118,280
TOTAL	0	0	850,002	23	157,055	0	1,007,057	0	1,007,057

UNL-Federal Advance-717 Federal/Restricted

COST OBJECT	FACULTY		NON FACULTY		EMPLOYEE BENEFITS	PERSONAL SERVICE CREDITS	PERSONAL SERVICES	TOTAL OPERATING EXPENSES	TOTAL
	Dollar	FTE	Dollar	FTE					
25-4201-0005001	0	0	19,856	1	3,667	0	23,523	0	23,523
TOTAL	0	0	19,856	1	3,667	0	23,523	0	23,523

UNL-Trust-Grant/Loan/End-718 Trust/Restricted

COST OBJECT	FACULTY		NON FACULTY		EMPLOYEE BENEFITS	PERSONAL SERVICE CREDITS	PERSONAL SERVICES	TOTAL OPERATING EXPENSES	TOTAL
	Dollar	FTE	Dollar	FTE					
26-4207-0002001	0	0	9,488	0	0	0	9,488	0	9,488
27-4207-0001001	0	0	6,112	0	0	0	6,112	0	6,112
27-4211-0001001	0	0	54,608	2	9,927	0	64,535	0	64,535
TOTAL	0	0	70,208	2	9,927	0	80,135	0	80,135

UNL-Auxiliary-719 Auxiliaries & Services/Restricted

COST OBJECT	FACULTY		NON FACULTY		EMPLOYEE BENEFITS	PERSONAL SERVICE CREDITS	PERSONAL SERVICES	TOTAL OPERATING EXPENSES	TOTAL
	Dollar	FTE	Dollar	FTE					
23-4212-0001	145,813	1	292,865	11	98,161	0	536,839	2,782,354	3,319,193
23-4212-1011	492,781	4	753,351	14	278,843	0	1,524,975	0	1,524,975
23-4212-1012	0	0	23,020	1	5,151	0	28,171	0	28,171
23-4212-1016	0	0	46,029	1	10,301	0	56,330	0	56,330
23-4212-1021	131,430	1	742,401	13	195,534	0	1,069,365	0	1,069,365
23-4212-1031	0	0	90,743	2	20,306	0	111,049	0	111,049
23-4212-1032	0	0	56,726	1	12,694	0	69,420	0	69,420
23-4212-1035	0	0	0	0	0	0	0	0	0
23-4212-1041	0	0	380,683	6	77,353	0	458,036	0	458,036
23-4212-1042	0	0	510,306	16	114,188	0	624,494	0	624,494
23-4212-1043	0	0	38,522	1	8,621	0	47,143	0	47,143
23-4212-1044	0	0	79,880	2	17,876	0	97,756	0	97,756
23-4212-1047	0	0	90,344	4	20,215	0	110,559	0	110,559
23-4212-1049	0	0	39,640	1	8,870	0	48,510	0	48,510
23-4212-1051	0	0	151,782	3	33,963	0	185,745	0	185,745
23-4212-1054	0	0	44,680	1	9,998	0	54,678	0	54,678
23-4212-1055	0	0	219,940	5	49,215	0	269,155	0	269,155
23-4212-1061	81,120	1	262,478	6	76,884	0	420,482	0	420,482
23-4212-1071	0	0	260,944	3	58,390	0	319,334	0	319,334
23-4212-1082	0	0	8,287	0	1,854	0	10,141	0	10,141
23-4212-1088	0	0	48,624	1	10,882	0	59,506	0	59,506
23-4215-0004	0	0	0	0	0	0	0	36,000	36,000
23-4215-0005	0	0	0	0	0	0	0	83,000	83,000
23-4215-0006	0	0	0	0	0	0	0	246,000	246,000
23-4215-0007	0	0	559,301	21	125,155	0	684,456	10,000	694,456

COST OBJECT LISTING BY SUB PROGRAM
2010-2011 GENERAL OPERATING BUDGET
UNIVERSITY OF NEBRASKA - LINCOLN
Excluding IANR and NCTA

Print Date: 10/1/2010

SUBPROGRAM #/NAME: 42 Student Services
UNL-Auxiliary-719 Auxiliaries & Services/Restricted

COST OBJECT	FACULTY		NON FACULTY		EMPLOYEE BENEFITS	PERSONAL SERVICE CREDITS	TOTAL PERSONAL SERVICES	TOTAL OPERATING EXPENSES	TOTAL
	Dollar	FTE	Dollar	FTE					
23-4215-1100	0	0	206,709	5	46,255	0	252,964	91,951	344,915
23-4215-1101	0	0	57,626	2	12,894	0	70,520	7,000	77,520
23-4215-1103	0	0	190,438	5	42,613	0	233,051	8,815	241,866
23-4215-1104	0	0	0	0	0	0	0	23,500	23,500
23-4215-1211	0	0	157,486	7	24,069	0	181,555	528,000	709,555
23-4215-1212	0	0	92,906	4	20,791	0	113,697	195,096	308,793
23-4215-1213	0	0	10,045	1	2,247	0	12,292	69,080	81,372
23-4215-1214	0	0	102,781	3	23,000	0	125,781	56,500	182,281
23-4215-1215	0	0	221,644	7	42,762	0	264,406	0	264,406
23-4215-1216	0	0	64,149	2	14,355	0	78,504	0	78,504
23-4215-1217	0	0	75,631	2	16,923	0	92,554	0	92,554
23-4215-1311	0	0	170,314	4	38,110	0	208,424	86,392	294,816
23-4215-1312	0	0	79,691	2	14,464	0	94,155	2,050	96,205
23-4215-1313	0	0	72,624	2	11,700	0	84,324	28,639	112,963
23-4215-1314	0	0	98,844	1	12,090	0	110,934	49,718	160,652
23-4215-1315	0	0	88,880	3	10,391	0	99,271	11,900	111,171
23-4215-1316	0	0	72,766	2	13,037	0	85,803	4,700	90,503
23-4215-1318	0	0	80,776	3	9,714	0	90,490	6,400	96,890
23-4215-1322	0	0	55,040	1	12,315	0	67,355	3,100	70,455
23-4215-1325	0	0	84,359	2	13,377	0	97,736	7,130	104,866
23-4215-1400	0	0	88,729	2	19,854	0	108,583	15,808	124,391
23-4215-1411	0	0	30,518	2	260	0	30,778	284,830	315,608
23-4215-1412	0	0	42,518	2	6,806	0	49,324	31,298	80,622
23-4215-1414	0	0	29,906	1	6,692	0	36,598	0	36,598
23-4215-1415	0	0	92,138	4	20,616	0	112,754	0	112,754
23-4215-1416	0	0	28,836	1	6,453	0	35,289	0	35,289
23-4215-1417	0	0	34,369	1	7,691	0	42,060	0	42,060
23-4215-1500	0	0	0	0	0	0	0	30,000	30,000
23-4215-1511	0	0	0	0	0	0	0	8,000	8,000
23-4215-1512	0	0	158,891	8	35,556	0	194,447	25,000	219,447
23-4215-1514	0	0	10,000	0	85	0	10,085	4,400	14,485
23-4215-1515	0	0	25,000	0	210	0	25,210	115,000	140,210
23-4215-1517	0	0	107,332	4	18,428	0	125,760	87,000	212,760
23-4215-1519	0	0	25,000	1	0	0	25,000	127,000	152,000
23-4215-1612	0	0	155,226	4	16,100	0	171,326	55,000	226,326
23-4215-1613	0	0	32,841	1	6,416	0	39,257	15,000	54,257
23-4215-1614	0	0	547,715	19	122,558	0	670,273	715,000	1,385,273
23-4215-1810	0	0	13,231	1	1,016	0	14,247	2,554	16,801
23-4215-1820	0	0	21,714	1	2,427	0	24,141	12,250	36,391
23-4216-0001	0	0	3,196,634	130	698,478	0	3,895,112	2,248,100	6,143,212
TOTAL	851,144	7	11,323,853	353	2,585,207	0	14,760,204	8,113,565	22,873,769
SUB PROGRAM TOTAL	851,144	7	19,010,901	546	4,287,576	0	24,149,621	10,131,475	34,281,096

Print Date: 10/1/2010

SUBPROGRAM #/NAME: 43 Business and Finance
UNL-State General Fund-711 State & University Generated/Unrestricted

COST OBJECT	FACULTY		NON FACULTY		EMPLOYEE BENEFITS	PERSONAL SERVICE CREDITS	TOTAL PERSONAL SERVICES	TOTAL OPERATING EXPENSES	TOTAL
	Dollar	FTE	Dollar	FTE					
TOTAL	851,144	7	11,323,853	353	2,585,207	0	14,760,204	8,113,565	22,873,769
SUB PROGRAM TOTAL	851,144	7	19,010,901	546	4,287,576	0	24,149,621	10,131,475	34,281,096

COST OBJECT LISTING BY SUB PROGRAM
 2010-2011 GENERAL OPERATING BUDGET
 UNIVERSITY OF NEBRASKA - LINCOLN
 Excluding IANR and NCTA

Print Date: 10/1/2010

SUBPROGRAM #/NAME: 43 Business and Finance

UNL-State General Fund-711 State & University Generated/Unrestricted

COST OBJECT	FACULTY		NON FACULTY		EMPLOYEE BENEFITS	PERSONAL SERVICE CREDITS	TOTAL PERSONAL SERVICES	TOTAL OPERATING EXPENSES	TOTAL
	Dollar	FTE	Dollar	FTE					
21-4301-0001	0	0	391,342	3	87,244	0	478,586	-305	478,281
21-4307-0001	0	0	0	0	0	0	0	42,611	42,611
21-4307-0003	0	0	0	0	0	0	0	15,227	15,227
21-4308-0001	0	0	479,707	9	119,840	0	599,547	73,977	673,524
21-4310-0001	0	0	235,536	2	45,159	0	280,695	-44,798	235,897
21-4311-0001	0	0	762,471	17	184,850	0	947,321	57,485	1,004,806
21-4312-0001	0	0	194,909	4	22,251	0	217,160	5,415	222,575
21-4313-0001	0	0	194,307	5	47,529	0	241,836	53,004	294,840
21-4314-0001	0	0	279,089	7	68,776	0	347,865	28,518	376,383
21-4316-0001	0	0	433,629	11	99,657	0	533,286	11,359	544,645
21-4318-0001	0	0	260,258	5	64,336	0	324,594	0	324,594
21-4325-0001	0	0	210,028	2	51,113	0	261,141	-52,518	208,623
21-4326-0001	0	0	458,311	8	109,932	0	568,243	19,681	587,924
21-4327-0001	0	0	70,029	2	17,100	0	87,129	442	87,571
21-4327-0002	0	0	0	0	0	0	0	31,581	31,581
21-4328-0001	0	0	324,140	8	75,572	0	399,712	45,335	445,047
21-4340-0001	0	0	441,554	6	92,725	0	534,279	196,638	730,917
21-4340-0004	0	0	65,852	1	16,279	0	82,131	0	82,131
21-4360-0001	0	0	2,463,905	39	568,190	0	3,032,095	91,971	3,124,066
21-4365-0001	0	0	230,850	3	38,313	0	269,163	12,922	282,085
21-4370-0001	0	0	1,069,044	21	256,571	0	1,325,615	91,067	1,416,682
21-4399-0008	0	0	1,302,403	0	0	0	1,302,403	10,899	1,313,302
TOTAL	0	0	9,867,364	152	1,965,437	0	11,832,801	690,511	12,523,312

UNL-State General Fund-711 Revolving/Designated

COST OBJECT	FACULTY		NON FACULTY		EMPLOYEE BENEFITS	PERSONAL SERVICE CREDITS	TOTAL PERSONAL SERVICES	TOTAL OPERATING EXPENSES	TOTAL
	Dollar	FTE	Dollar	FTE					
22-4326-4801	0	0	65,752	1	17,145	0	82,897	0	82,897
22-4330-4801	0	0	233,706	4	60,943	0	294,649	0	294,649
22-4340-4801	0	0	244,049	5	63,639	0	307,688	0	307,688
22-4360-0001	0	0	433,495	14	113,042	0	546,537	71,000	617,537
22-4360-0004	0	0	22,650	1	5,907	0	28,557	0	28,557
22-4360-0005	0	0	29,062	1	7,578	0	36,640	0	36,640
22-4365-4801	0	0	67,725	1	17,662	0	85,387	0	85,387
TOTAL	0	0	1,096,439	26	285,916	0	1,382,355	71,000	1,453,355

UNL-Trust-Grant/Loan/End-718 Trust/Restricted

COST OBJECT	FACULTY		NON FACULTY		EMPLOYEE BENEFITS	PERSONAL SERVICE CREDITS	TOTAL PERSONAL SERVICES	TOTAL OPERATING EXPENSES	TOTAL
	Dollar	FTE	Dollar	FTE					
26-4360-0013001	0	0	51,623	1	9,384	0	61,007	0	61,007
University Police	0	0	51,623	1	9,384	0	61,007	0	61,007
TOTAL	0	0	51,623	1	9,384	0	61,007	0	61,007

UNL-Auxiliary-719 Auxiliaries & Services/Restricted

COST OBJECT	FACULTY		NON FACULTY		EMPLOYEE BENEFITS	PERSONAL SERVICE CREDITS	TOTAL PERSONAL SERVICES	TOTAL OPERATING EXPENSES	TOTAL
	Dollar	FTE	Dollar	FTE					
23-4308-0001	0	0	104,984	2	23,491	0	128,475	18,221	146,696
23-4310-0001	0	0	3,493	0	781	0	4,274	0	4,274
23-4310-0002	0	0	75,840	2	16,970	0	92,810	0	92,810
Shared Services	0	0	104,984	2	23,491	0	128,475	18,221	146,696
Financial Services Aux Account	0	0	3,493	0	781	0	4,274	0	4,274
Finl Srv-Card Operations	0	0	75,840	2	16,970	0	92,810	0	92,810

COST OBJECT LISTING BY SUB PROGRAM
 2010-2011 GENERAL OPERATING BUDGET
 UNIVERSITY OF NEBRASKA - LINCOLN
 Excluding IANR and NCTA

Print Date: 10/1/2010

SUBPROGRAM #/NAME: 43 Business and Finance
 UNL-Auxiliary-719 Auxiliaries & Services/Restricted

COST OBJECT	FACULTY		NON FACULTY		EMPLOYEE BENEFITS	PERSONAL SERVICE CREDITS	TOTAL PERSONAL SERVICES	TOTAL OPERATING EXPENSES	TOTAL
	Dollar	FTE	Dollar	FTE					
23-4325-0002	0	0	0	0	0	0	0	455,000	455,000
23-4325-0004	0	0	185,533	3	41,516	0	227,049	0	227,049
23-4325-0005	0	0	167,973	6	37,587	0	205,560	57,000	262,560
23-4328-0001	0	0	61,394	2	13,739	0	75,133	2,251,470	2,326,603
23-4330-0001	0	0	0	0	0	0	0	23,400	23,400
23-4331-0002	0	0	0	0	0	0	0	2,080	2,080
23-4331-0003	0	0	0	0	0	0	0	300,325	300,325
23-4332-0001	0	0	533,850	24	119,456	0	653,306	1,227,291	1,880,597
23-4332-0002	0	0	66,503	1	5,604	0	72,107	98,800	170,907
23-4332-0003	0	0	21,358	1	4,779	0	26,137	155,600	181,737
23-4332-0004	0	0	442,404	11	98,996	0	541,400	638,900	1,180,300
23-4332-0005	0	0	0	0	0	0	0	101,000	101,000
23-4333-0001	0	0	484,284	14	108,368	0	592,652	2,022,922	2,615,574
23-4333-0002	0	0	0	0	0	0	0	806,692	806,692
23-4333-0006	0	0	0	0	0	0	0	46,000	46,000
23-4334-0001	0	0	870,064	21	194,692	0	1,064,756	1,807,151	2,871,907
23-4334-0002	0	0	0	0	0	0	0	18,699	18,699
23-4334-0003	0	0	65,075	1	14,563	0	79,638	1,067,000	1,146,638
23-4334-0004	0	0	134,166	4	30,022	0	164,188	358,600	522,788
23-4334-0005	0	0	0	0	0	0	0	37,400	37,400
23-4334-0006	0	0	23,590	1	5,280	0	28,870	104,000	132,870
23-4335-0001	0	0	44,554	5	2,522	0	47,076	20,166	67,242
23-4336-0001	0	0	86,312	3	19,315	0	105,627	40,988	146,615
23-4337-0001	0	0	65,020	2	14,548	0	79,568	22,198	101,766
23-4337-0003	0	0	0	0	0	0	0	3,201,360	3,201,360
23-4337-0004	0	0	0	0	0	0	0	6,101,800	6,101,800
23-4337-0005	0	0	0	0	0	0	0	7,600,000	7,600,000
23-4337-0006	0	0	0	0	0	0	0	129,000	129,000
23-4337-0007	0	0	0	0	0	0	0	2,020,000	2,020,000
23-4337-0009	0	0	0	0	0	0	0	30,000	30,000
23-4339-0001	0	0	0	0	0	0	0	26,560	26,560
23-4340-0001	0	0	166,362	4	37,227	0	203,589	35,000	238,589
23-4342-0001	0	0	69,619	2	15,579	0	85,198	126,620	211,818
23-4342-0002	0	0	151,206	3	33,834	0	185,040	0	185,040
23-4342-0003	0	0	27,898	1	6,243	0	34,141	114,000	148,141
23-4343-0001	0	0	0	0	0	0	0	10,000	10,000
TOTAL	0	0	3,851,482	111	845,112	0	4,696,594	31,075,243	35,771,837
SUB PROGRAM TOTAL	0	0	14,866,908	290	3,105,849	0	17,972,757	31,836,754	49,809,511

Print Date: 10/1/2010

SUBPROGRAM #/NAME: 44 General Expense
 UNL-State General Fund-711 State & University Generated/Unrestricted

COST OBJECT	FACULTY		NON FACULTY		EMPLOYEE BENEFITS	PERSONAL SERVICE CREDITS	TOTAL PERSONAL SERVICES	TOTAL OPERATING EXPENSES	TOTAL
	Dollar	FTE	Dollar	FTE					
21-4405-0001	0	0	747,213	12	145,197	0	892,410	23,485	915,895
21-4405-0003	0	0	63,509	2	15,700	0	79,209	0	79,209
21-4406-0001	0	0	298,995	5	72,859	0	371,854	21,792	393,646
21-4406-0002	0	0	79,792	1	18,833	0	98,625	8,000	106,625

COST OBJECT LISTING BY SUB PROGRAM
 2010-2011 GENERAL OPERATING BUDGET
 UNIVERSITY OF NEBRASKA - LINCOLN
 Excluding IANR and NCTA

Print Date: 10/1/2010

SUBPROGRAM #/NAME: 44 General Expense

UNL-State General Fund-711 State & University Generated/Unrestricted

COST OBJECT	FACULTY		NON FACULTY		EMPLOYEE BENEFITS	PERSONAL SERVICE CREDITS	TOTAL PERSONAL SERVICES	TOTAL OPERATING EXPENSES	TOTAL
	Dollar	FTE	Dollar	FTE					
21-4406-0004	0	0	0	0	0	0	0	56,685	56,685
21-4408-0001	0	0	948,790	17	216,426	0	1,165,216	7,546	1,172,762
21-4408-0002	0	0	0	0	0	0	0	7,000	7,000
21-4408-0003	0	0	0	0	0	0	0	0	0
21-4408-0004	0	0	0	0	0	0	0	0	0
21-4408-0005	0	0	20,000	0	0	0	20,000	28,000	28,000
21-4408-1001	0	0	0	0	0	0	0	0	0
21-4409-0002	0	0	260,190	6	79,049	0	339,239	11,289	350,528
21-4409-0003	0	0	7,167	0	1,771	0	8,938	31,353	40,291
21-4420-0001	0	0	0	0	0	0	0	186,260	186,260
21-4421-0001	0	0	0	0	0	0	0	1,401,917	1,401,917
21-4423-0001	0	0	308,521	0	0	0	308,521	0	308,521
21-4424-0001	0	0	0	0	85,000	0	85,000	0	85,000
21-4424-0002	0	0	0	0	846,529	0	846,529	0	846,529
21-4425-0001	0	0	0	0	0	0	0	38,510	38,510
21-4426-0001	0	0	0	0	0	0	0	408,438	408,438
21-4426-0004	0	0	0	0	0	0	0	38,384	38,384
21-4426-0015	0	0	0	0	0	0	0	431,100	431,100
21-4428-0001	0	0	0	0	0	0	0	845,715	845,715
TOTAL	0	0	2,734,177	43	1,481,364	0	4,215,541	3,560,474	7,776,015

UNL-State General Fund-711 Revolving/Designated

COST OBJECT	FACULTY		NON FACULTY		EMPLOYEE BENEFITS	PERSONAL SERVICE CREDITS	TOTAL PERSONAL SERVICES	TOTAL OPERATING EXPENSES	TOTAL
	Dollar	FTE	Dollar	FTE					
22-4405-0001	0	0	0	0	0	0	0	19,000	19,000
22-4408-0001	0	0	33,364	1	8,700	0	42,064	0	42,064
22-4408-0002	0	0	29,093	1	7,586	0	36,679	0	36,679
22-4408-0004	0	0	0	0	0	0	0	42,000	42,000
22-4408-0005	0	0	51,996	1	13,560	0	65,556	0	65,556
22-4426-0001	0	0	0	0	0	0	0	4,200,000	4,200,000
TOTAL	0	0	114,453	3	29,846	0	144,299	4,261,000	4,405,299

UNL-Federal Letter of Credit-716 Federal/Restricted

COST OBJECT	FACULTY		NON FACULTY		EMPLOYEE BENEFITS	PERSONAL SERVICE CREDITS	TOTAL PERSONAL SERVICES	TOTAL OPERATING EXPENSES	TOTAL
	Dollar	FTE	Dollar	FTE					
24-4406-0004001	0	0	107,240	2	19,814	0	127,054	0	127,054
TOTAL	0	0	107,240	2	19,814	0	127,054	0	127,054

UNL-Auxiliary-719 Auxiliaries & Services/Restricted

COST OBJECT	FACULTY		NON FACULTY		EMPLOYEE BENEFITS	PERSONAL SERVICE CREDITS	TOTAL PERSONAL SERVICES	TOTAL OPERATING EXPENSES	TOTAL
	Dollar	FTE	Dollar	FTE					
23-4410-0001	0	0	21,451	1	4,799	0	26,250	16,952	43,202
23-4410-0002	0	0	83,202	2	18,619	0	101,821	12,500	114,321
23-4410-0005	0	0	0	0	0	0	0	20,000	20,000
TOTAL	0	0	104,653	3	23,418	0	128,071	49,452	177,523

SUB PROGRAM TOTAL

0 0 3,060,523 50 1,554,442 0 0 4,614,965 7,870,926 12,485,891

COST OBJECT LISTING BY SUB PROGRAM
 2010-2011 GENERAL OPERATING BUDGET
 UNIVERSITY OF NEBRASKA - LINCOLN
 Excluding IANR and NCTA

Print Date: 10/1/2010

SUBPROGRAM #/NAME: 57 Tobacco Fund Research

UNL-State General Fund-711 State & University Generated/Unrestricted

COST OBJECT	FACULTY		NON FACULTY		EMPLOYEE BENEFITS	PERSONAL SERVICE CREDITS	TOTAL PERSONAL SERVICES	TOTAL OPERATING EXPENSES	TOTAL
	Dollar	FTE	Dollar	FTE					
21-5705-0128	0	0	0	0	0	0	0	0	0
	Diamond: FY09 Minority award								
TOTAL	0	0	0	0	0	0	0	0	0
SUB PROGRAM TOTAL									
	0	0	0	0	0	0	0	0	0

SUBPROGRAM #/NAME: 74 Agency Funds

UNL-Trust-Grant/Cont/Loan/End-718 Trust/Restricted

COST OBJECT	FACULTY		NON FACULTY		EMPLOYEE BENEFITS	PERSONAL SERVICE CREDITS	TOTAL PERSONAL SERVICES	TOTAL OPERATING EXPENSES	TOTAL
	Dollar	FTE	Dollar	FTE					
26-7407-0001001	0	0	299,614	7	54,461	0	354,075	0	354,075
26-7407-0005001	0	0	25,000	1	4,545	0	29,545	0	29,545
26-7407-0044001	0	0	34,413	1	6,254	0	40,667	0	40,667
TOTAL	0	0	359,027	8	65,260	0	424,287	0	424,287
SUB PROGRAM TOTAL									
	0	0	359,027	8	65,260	0	424,287	0	424,287

SUBPROGRAM #/NAME: 75 Student Housing

UNL-Auxiliary-719 Auxiliaries & Services/Restricted

COST OBJECT	FACULTY		NON FACULTY		EMPLOYEE BENEFITS	PERSONAL SERVICE CREDITS	TOTAL PERSONAL SERVICES	TOTAL OPERATING EXPENSES	TOTAL
	Dollar	FTE	Dollar	FTE					
23-7501-0001	0	0	780,971	36	0	0	780,971	1,808,395	2,589,366
23-7501-0401	0	0	598,577	12	133,944	0	732,521	0	732,521
23-7501-0501	0	0	357,583	7	80,016	0	437,599	0	437,599
23-7501-0701	0	0	471,014	9	105,396	0	576,410	0	576,410
23-7501-0711	0	0	29,772	1	6,663	0	36,435	0	36,435
23-7501-0801	0	0	177,696	2	39,762	0	217,458	0	217,458
23-7501-0811	0	0	142,457	3	31,877	0	174,334	0	174,334
23-7501-0821	0	0	366,790	6	82,076	0	448,866	0	448,866
23-7501-0831	0	0	56,752	1	12,700	0	69,452	0	69,452
23-7501-0901	0	0	210,463	3	47,093	0	257,556	0	257,556
23-7501-0911	0	0	281,944	8	63,091	0	345,035	0	345,035
23-7501-0921	0	0	104,107	3	23,297	0	127,404	0	127,404
23-7501-0931	0	0	129,877	3	29,063	0	158,940	0	158,940
23-7505-1000	0	0	563,512	48	0	0	563,512	2,925,357	3,488,869
23-7505-1400	0	0	661,766	23	149,432	0	811,198	0	811,198
23-7505-1500	0	0	640,660	22	144,647	0	785,307	0	785,307
23-7505-1700	0	0	127,191	4	28,730	0	155,921	0	155,921
23-7505-2000	0	0	79,000	0	0	0	79,000	554,163	633,163
23-7505-2400	0	0	58,466	3	13,083	0	71,549	0	71,549
23-7505-2700	0	0	29,000	1	6,489	0	35,489	0	35,489
23-7507-1000	0	0	535,917	48	0	0	535,917	3,432,412	3,968,329
23-7507-1400	0	0	417,695	14	90,150	0	507,845	0	507,845
23-7507-1500	0	0	1,158,522	46	262,087	0	1,420,609	0	1,420,609
23-7507-1600	0	0	15,434	1	3,493	0	18,927	0	18,927
23-7507-1700	0	0	66,985	2	15,159	0	82,144	0	82,144
23-7509-1000	0	0	144,821	9	0	0	144,821	854,530	999,351

COST OBJECT LISTING BY SUB PROGRAM
 2010-2011 GENERAL OPERATING BUDGET
 UNIVERSITY OF NEBRASKA - LINCOLN
 Excluding IANR and NCTA

Print Date: 10/1/2010

SUBPROGRAM #/NAME: 75 Student Housing
 UNL-Auxiliary-719 Auxiliaries & Services/Restricted

COST OBJECT	FACULTY		NON FACULTY		EMPLOYEE BENEFITS	PERSONAL SERVICE CREDITS	TOTAL PERSONAL SERVICES	TOTAL OPERATING EXPENSES	TOTAL
	Dollar	FTE	Dollar	FTE					
23-7509-1400	0	0	367,054	11	83,210	0	450,264	0	450,264
23-7509-1700	0	0	45,533	2	10,341	0	55,874	0	55,874
23-7511-1000	0	0	595,234	45	0	0	595,234	3,337,781	3,933,015
23-7511-1400	0	0	594,689	21	134,019	0	728,708	0	728,708
23-7511-1500	0	0	812,106	31	182,766	0	994,872	0	994,872
23-7511-1700	0	0	125,360	4	28,231	0	153,591	0	153,591
23-7513-1000	0	0	595,161	35	0	0	595,161	3,693,875	4,289,036
23-7513-1400	0	0	594,054	21	133,909	0	727,963	0	727,963
23-7513-1500	0	0	901,450	34	203,117	0	1,104,567	0	1,104,567
23-7513-1700	0	0	122,304	4	27,553	0	149,857	0	149,857
23-7513-2000	0	0	119,952	0	0	0	119,952	1,006,138	1,126,090
23-7513-2400	0	0	73,429	4	16,742	0	90,171	0	90,171
23-7513-2600	0	0	40,029	2	9,133	0	49,162	0	49,162
23-7513-2700	0	0	31,999	1	7,296	0	39,295	0	39,295
23-7515-1000	0	0	888	0	0	0	888	67,687	68,575
23-7517-1000	0	0	15,141	1	0	0	15,141	123,468	138,609
23-7519-1001	0	0	0	0	0	0	0	186,758	186,758
23-7519-1002	0	0	0	0	0	0	0	100,498	100,498
23-7519-1003	0	0	0	0	0	0	0	244,680	244,680
23-7521-1000	0	0	0	0	0	0	0	156,003	156,003
23-7525-1000	0	0	34,735	1	0	0	34,735	336,265	371,000
23-7525-1400	0	0	69,957	3	15,653	0	85,610	0	85,610
23-7525-1700	0	0	30,604	1	6,850	0	37,454	0	37,454
23-7527-1000	0	0	154,000	1	0	0	154,000	584,262	738,262
23-7527-1400	0	0	63,997	3	14,320	0	78,317	0	78,317
23-7574-0001	0	0	0	0	0	0	0	8,919	8,919
TOTAL	0	0	13,594,648	535	2,241,388	0	15,836,036	19,421,191	35,257,227
SUB PROGRAM TOTAL	0	0	13,594,648	535	2,241,388	0	15,836,036	19,421,191	35,257,227

Print Date: 10/1/2010

SUBPROGRAM #/NAME: 77 Intercollegiate Athletics
 UNL-Auxiliary-719 Auxiliaries & Services/Restricted

COST OBJECT	FACULTY		NON FACULTY		EMPLOYEE BENEFITS	PERSONAL SERVICE CREDITS	TOTAL PERSONAL SERVICES	TOTAL OPERATING EXPENSES	TOTAL
	Dollar	FTE	Dollar	FTE					
23-7701-1100	0	0	491,898	10	127,666	0	619,564	78,400	697,964
23-7701-1101	0	0	1,071,348	9	205,592	0	1,276,940	3,088,500	4,365,440
23-7701-1102	0	0	246,597	6	80,612	0	327,209	648,100	975,309
23-7701-1103	0	0	436,349	10	127,335	0	563,684	190,502	754,186
23-7701-1104	0	0	293,064	5	104,789	0	397,853	189,100	586,953
23-7701-1105	0	0	343,050	2	56,156	0	399,206	2,798,350	3,197,556
23-7701-1110	20,212	0	771,072	10	196,713	0	987,997	1,187,707	2,175,704
23-7701-1111	0	0	649,768	23	167,837	0	817,605	904,047	1,721,652
23-7701-1114	0	0	535,604	15	160,823	0	696,427	151,250	847,677
23-7701-1115	0	0	2,238,576	0	0	0	2,238,576	8,060,009	10,298,585
23-7701-1116	0	0	0	0	0	0	0	0	0
23-7701-1117	0	0	227,559	4	36,341	0	263,900	37,600	301,500
23-7701-1118	0	0	518,538	8	106,299	0	624,837	432,360	1,057,197
23-7701-1119	0	0	250,176	3	57,140	0	307,316	277,950	585,266

COST OBJECT LISTING BY SUB PROGRAM
 2010-2011 GENERAL OPERATING BUDGET
 UNIVERSITY OF NEBRASKA - LINCOLN
 Excluding IANR and NCTA

Print Date: 10/1/2010

SUBPROGRAM #/NAME: 77 Intercollegiate Athletics
 UNL-Auxiliary-719 Auxiliaries & Services/Restricted

COST OBJECT	FACULTY		NON FACULTY		EMPLOYEE BENEFITS	PERSONAL SERVICE CREDITS	TOTAL PERSONAL SERVICES	TOTAL OPERATING EXPENSES	TOTAL
	Dollar	FTE	Dollar	FTE					
23-7701-1201	0	0	5,044,035	20	811,082	0	5,855,117	9,075,242	14,930,359
23-7701-1202	0	0	1,442,364	7	209,900	0	1,652,264	2,345,730	3,997,994
23-7701-1203	0	0	633,553	8	159,339	0	792,892	1,913,586	2,706,478
23-7701-1204	0	0	654,579	5	134,517	0	789,096	1,080,384	1,869,480
23-7701-1205	0	0	286,897	3	76,056	0	362,953	600,673	963,626
23-7701-1206	0	0	200,699	4	75,643	0	276,342	758,650	1,034,992
23-7701-1207	0	0	110,006	3	35,012	0	145,018	466,991	612,009
23-7701-1208	0	0	98,705	2	29,789	0	128,494	370,026	498,520
23-7701-1209	0	0	73,909	1	25,380	0	99,289	216,977	316,266
23-7701-1210	0	0	565,329	10	167,298	0	732,627	65,500	798,127
23-7701-1402	0	0	1,260,855	7	212,328	0	1,473,183	1,302,686	2,775,869
23-7701-1404	0	0	333,153	4	63,033	0	396,186	829,824	1,226,010
23-7701-1405	0	0	518,556	4	107,393	0	625,949	1,222,560	1,848,509
23-7701-1407	0	0	223,425	3	53,042	0	276,467	684,886	961,353
23-7701-1408	0	0	110,425	2	36,200	0	146,625	461,028	607,653
23-7701-1409	0	0	89,162	2	29,166	0	118,328	304,310	422,638
23-7701-1410	0	0	462,689	7	112,109	0	574,798	704,850	1,279,648
23-7701-1411	0	0	677,077	9	155,660	0	832,737	343,088	1,175,825
23-7701-1412	0	0	365,521	6	104,064	0	469,585	26,782	496,367
23-7701-1413	0	0	122,233	2	40,118	0	162,351	249,699	412,050
23-7701-1414	0	0	60,102	1	12,754	0	72,856	210,023	282,879
23-7701-1415	0	0	147,284	1	41,946	0	189,230	107,725	296,955
23-7701-1501	0	0	297,951	4	74,190	0	372,141	736,745	1,108,886
23-7701-1502	0	0	445,025	14	135,020	0	580,045	1,016,745	1,596,790
23-7701-1503	0	0	0	0	0	0	0	859,800	859,800
23-7701-1504	0	0	380,179	9	103,599	0	483,778	5,700,765	6,184,543
23-7701-1510	0	0	303,045	5	87,519	0	390,564	591,650	982,214
23-7701-1511	0	0	36,666	1	17,990	0	54,656	82,500	137,156
23-7701-1512	0	0	0	0	0	0	0	175,700	175,700
23-7701-1513	0	0	93,850	2	18,816	0	112,666	1,152,500	1,265,166
23-7701-1514	0	0	0	0	0	0	0	54,000	54,000
TOTAL	20,212	0	23,110,873	251	4,556,266	0	27,687,351	51,755,500	79,442,851

SUB PROGRAM TOTAL		SUB PROGRAM TOTAL		SUB PROGRAM TOTAL		SUB PROGRAM TOTAL		SUB PROGRAM TOTAL	
Dollar	FTE	Dollar	FTE	Dollar	FTE	Dollar	FTE	Dollar	FTE
20,212	0	23,110,873	251	4,556,266	0	27,687,351	0	51,755,500	0
20,212	0	23,110,873	251	4,556,266	0	27,687,351	0	51,755,500	0

Print Date: 10/1/2010

SUBPROGRAM #/NAME: 79 Other Auxiliary Enterprises
 UNL-State General Fund-711 State & University Generated/Unrestricted

COST OBJECT	FACULTY		NON FACULTY		EMPLOYEE BENEFITS	PERSONAL SERVICE CREDITS	TOTAL PERSONAL SERVICES	TOTAL OPERATING EXPENSES	TOTAL
	Dollar	FTE	Dollar	FTE					
21-7905-0001	0	0	1,616	0	0	0	1,616	-5,614	-3,998
21-7905-1001	0	0	59,360	1	14,096	0	73,456	73,456	73,456
21-7905-1002	0	0	0	0	0	0	0	0	0
21-7905-1008	0	0	177,820	3	43,957	0	221,777	0	221,777
21-7905-1009	0	0	45,980	1	11,366	0	57,346	0	57,346
21-7920-0001	0	0	0	0	0	0	0	25,000	25,000
TOTAL	0	0	284,776	5	69,419	0	354,195	19,386	373,581

COST OBJECT LISTING BY SUB PROGRAM
 2010-2011 GENERAL OPERATING BUDGET
 UNIVERSITY OF NEBRASKA - LINCOLN
 Excluding IANR and NCTA

Print Date: 10/1/2010

SUBPROGRAM #/NAME: 79 Other Auxiliary Enterprises

COST OBJECT	FACULTY		NON FACULTY		EMPLOYEE BENEFITS	PERSONAL SERVICE CREDITS	TOTAL PERSONAL SERVICES	TOTAL OPERATING EXPENSES	TOTAL
	Dollar	FTE	Dollar	FTE					
23-7905-0001	0	0	0	0	0	0	0	3,977,287	3,977,287
23-7905-1001	0	0	152,202	4	34,058	0	186,260	0	186,260
23-7905-1002	0	0	299,958	8	70,906	0	370,864	0	370,864
23-7905-1003	0	0	288,057	7	64,457	0	352,514	0	352,514
23-7905-1006	0	0	284,704	3	63,706	0	348,410	0	348,410
23-7905-1007	0	0	139,728	4	34,899	0	174,627	0	174,627
23-7905-1008	0	0	285,987	7	63,994	0	349,981	0	349,981
23-7905-1009	0	0	176,008	5	31,966	0	207,974	0	207,974
23-7905-1014	0	0	49,075	1	10,981	0	60,056	0	60,056
23-7920-0001	0	0	264,124	6	59,102	0	323,226	127,000	450,226
23-7920-0004	0	0	81,034	2	18,132	0	99,166	900	100,066
23-7920-0005	0	0	31,921	1	7,144	0	39,065	17,300	56,365
23-7920-0007	0	0	0	0	0	0	0	1,205,537	1,205,537
23-7920-0008	0	0	246,023	6	55,050	0	301,073	109,500	410,573
23-7920-0010	0	0	35,672	1	7,982	0	43,654	7,850	51,504
23-7920-0014	0	0	141,756	5	31,721	0	173,477	0	173,477
23-7920-1001	0	0	121,682	6	27,228	0	148,910	39,000	187,910
23-7920-1002	0	0	43,665	1	9,770	0	53,435	164,300	217,735
23-7920-1025	0	0	46,449	0	5,586	0	52,035	6,500	58,535
23-7920-1026	0	0	8,445	0	1,890	0	10,335	40,000	50,335
TOTAL	0	0	2,696,490	65	598,572	0	3,295,062	5,695,174	8,990,236

SUB PROGRAM TOTAL

Print Date: 10/1/2010

SUBPROGRAM #/NAME: 98 Company Balance Sheets

COST OBJECT	FACULTY		NON FACULTY		EMPLOYEE BENEFITS	PERSONAL SERVICE CREDITS	TOTAL PERSONAL SERVICES	TOTAL OPERATING EXPENSES	TOTAL
	Dollar	FTE	Dollar	FTE					
24-9839-0010	0	0	0	0	0	0	0	2,217,934	2,217,934
24-9839-0020	0	0	0	0	0	0	0	15,742,904	15,742,904
24-9839-0030	0	0	0	0	0	0	0	169,137	169,137
24-9839-0040	0	0	0	0	0	0	0	237,751	237,751
24-9839-0050	0	0	0	0	0	0	0	1,442,581	1,442,581
24-9839-0080	0	0	0	0	0	0	0	136,827,827	136,827,827
TOTAL	0	0	0	0	0	0	0	156,638,134	156,638,134

SUBPROGRAM #/NAME: 98 Company Balance Sheets

Print Date: 10/1/2010

SUBPROGRAM #/NAME: 717 Federal/Restricted

COST OBJECT	FACULTY		NON FACULTY		EMPLOYEE BENEFITS	PERSONAL SERVICE CREDITS	TOTAL PERSONAL SERVICES	TOTAL OPERATING EXPENSES	TOTAL
	Dollar	FTE	Dollar	FTE					
25-9839-0010	0	0	0	0	0	0	0	1,053,912	1,053,912
25-9839-0020	0	0	0	0	0	0	0	47,053,843	47,053,843
25-9839-0030	0	0	0	0	0	0	0	1,524,468	1,524,468
25-9839-0040	0	0	0	0	0	0	0	1,472,688	1,472,688
25-9839-0050	0	0	0	0	0	0	0	381,887	381,887
25-9839-0080	0	0	0	0	0	0	0	205,010	205,010
25-9839-7410	0	0	0	0	0	0	0	214,870	214,870
TOTAL	0	0	0	0	0	0	0	51,906,678	51,906,678

COST OBJECT LISTING BY SUB PROGRAM
 2010-2011 GENERAL OPERATING BUDGET
 UNIVERSITY OF NEBRASKA - LINCOLN
 Excluding IANR and NCTA

Print Date: 10/1/2010

SUBPROGRAM #/NAME: 98 Company Balance Sheets

UNL-Trust-Grant/Cont/Loan/End-718 Trust/Restricted

COST OBJECT	FACULTY		NON FACULTY		EMPLOYEE BENEFITS	PERSONAL SERVICE CREDITS	TOTAL PERSONAL SERVICES	TOTAL OPERATING EXPENSES	TOTAL
	Dollar	FTE	Dollar	FTE					
26-9839-0010	0	0	0	0	0	0	0	3,705,682	3,705,682
26-9839-0020	0	0	0	0	0	0	0	24,787,139	24,787,139
26-9839-0030	0	0	0	0	0	0	0	6,949,260	6,949,260
26-9839-0040	0	0	0	0	0	0	0	962,944	962,944
26-9839-0050	0	0	0	0	0	0	0	36,292	36,292
26-9839-0080	0	0	0	0	0	0	0	295,209	295,209
26-9839-7410	0	0	0	0	0	0	0	15,348,045	15,348,045
27-9839-0010	0	0	0	0	0	0	0	5,969,441	5,969,441
27-9839-0020	0	0	0	0	0	0	0	1,860,589	1,860,589
27-9839-0030	0	0	0	0	0	0	0	5,208,762	5,208,762
27-9839-0040	0	0	0	0	0	0	0	1,841,412	1,841,412
27-9839-0050	0	0	0	0	0	0	0	27,399	27,399
27-9839-0060	0	0	0	0	0	0	0	14,939	14,939
27-9839-0080	0	0	0	0	0	0	0	22,637,579	22,637,579
TOTAL	0	0	0	0	0	0	0	89,644,692	89,644,692

UNL-Auxiliary-719 Auxiliaries & Services/Restricted

COST OBJECT	FACULTY		NON FACULTY		EMPLOYEE BENEFITS	PERSONAL SERVICE CREDITS	TOTAL PERSONAL SERVICES	TOTAL OPERATING EXPENSES	TOTAL
	Dollar	FTE	Dollar	FTE					
23-9813-1010	0	0	141,400	3	31,639	0	173,039	0	173,039
23-9813-1032	0	0	71,365	1	15,968	0	87,333	0	87,333
23-9813-1036	0	0	34,000	1	7,608	0	41,608	0	41,608
23-9813-3015	0	0	230,108	5	51,491	0	281,599	0	281,599
23-9839-0020	0	0	0	0	0	0	0	30,580,285	30,580,285
23-9839-1020	0	0	0	0	0	0	0	15,000,000	15,000,000
TOTAL	0	0	476,873	10	106,706	0	583,579	45,580,285	46,163,864
SUB PROGRAM TOTAL	0	0	476,873	10	106,706	0	583,579	343,769,789	344,353,368

COST OBJECT LISTING BY SUB PROGRAM
 2010-2011 GENERAL OPERATING BUDGET
 UNIVERSITY OF NEBRASKA - LINCOLN

INSTITUTE OF AGRICULTURE AND NATURAL RESOURCES

Print Date: 10/1/2010

SUBPROGRAM #/NAME: 61 College of Ag Sciences and Natural Resources
 IANR-State General Fund-715 State & University Generated/Unrestricted

COST OBJECT	FACULTY		NON FACULTY		EMPLOYEE BENEFITS	PERSONAL SERVICE CREDITS	TOTAL PERSONAL SERVICES	TOTAL OPERATING EXPENSES	TOTAL
	Dollar	FTE	Dollar	FTE					
21-6102-0001	0	0	628,321	9	154,566	0	782,887	524,240	1,307,127
21-6102-0002	0	0	57,774	1	14,216	0	71,990	25,000	96,990
21-6102-0003	0	0	48,746	1	11,992	0	60,738	20,000	80,738
21-6102-0004	0	0	52,000	1	12,792	0	64,792	10,000	74,792
21-6103-0001	4,498	0	29,859	2	8,451	0	42,808	514	43,322
21-6103-0002	0	0	119,610	2	29,424	0	149,034	7,638	156,672
21-6102-0001	507,946	6	190,531	4	171,825	0	870,302	26,121	896,423
21-6121-0001	685,238	7	174,383	4	211,470	0	1,071,091	20,708	1,091,799
21-6122-0001	1,300,419	13	214,209	6	372,601	0	1,887,229	31,391	1,918,620
21-6124-0001	647,017	6	159,443	3	198,390	0	1,004,850	19,129	1,023,979
21-6125-0001	302,887	3	90,961	2	96,888	0	490,736	10,517	501,253
21-6126-0001	805,041	7	376,738	11	290,717	0	1,472,496	48,027	1,520,523
21-6128-0001	330,255	4	69,010	2	98,220	0	497,485	7,290	504,775
21-6130-0001	338,992	3	68,739	2	100,305	0	508,036	8,260	516,296
21-6130-5200	10,099	0	19,642	0	7,317	0	37,058	0	37,058
21-6131-0001	521,169	5	65,753	1	144,384	0	731,306	5,981	737,287
21-6135-0001	72,207	1	19,130	0	22,469	0	113,806	1,397	115,203
21-6136-0001	0	0	14,821	1	3,647	0	18,468	0	18,468
21-6138-0001	667,346	7	183,502	3	209,310	0	1,060,158	21,795	1,081,953
21-6138-0005	0	0	56,729	1	13,956	0	70,685	0	70,685
21-6139-0001	25,651	0	0	0	6,310	0	31,961	0	31,961
21-6139-0002	197,543	2	76,388	2	67,388	0	341,319	9,783	351,102
21-6149-0004	172,899	2	204,322	5	92,797	0	470,018	97,085	567,103
21-6154-0001	0	0	226,130	3	55,629	0	281,759	114,595	396,354
21-6160-0001	721,817	9	160,577	4	217,069	0	1,099,463	0	1,099,463
21-6161-0001	0	0	28,869	0	7,104	0	35,973	11,967	47,940
21-6162-0001	36,174	0	0	0	8,899	0	45,073	9,000	54,073
21-6161-0002	78,530	1	192,957	3	66,785	0	338,272	43,000	381,272
21-6162-5200	16,180	0	0	0	3,979	0	20,159	0	20,159
21-6163-0001	0	0	2,130	0	526	0	2,656	2,460	5,116
21-6168-0001	0	0	14,148	0	3,480	0	17,628	0	17,628
21-6199-0001	-164,062	0	-30,729	0	-47,914	0	-242,705	0	-242,705
TOTAL	7,277,846	76	3,514,693	71	2,654,992	0	13,447,551	1,076,261	14,523,792

COST OBJECT	FACULTY		NON FACULTY		EMPLOYEE BENEFITS	PERSONAL SERVICE CREDITS	TOTAL PERSONAL SERVICES	TOTAL OPERATING EXPENSES	TOTAL
	Dollar	FTE	Dollar	FTE					
22-6102-0001	0	0	0	0	0	0	0	10,000	10,000
22-6102-0004	0	0	0	0	0	0	0	5,000	5,000
22-6103-0001	0	0	9,995	0	2,489	0	12,484	75,000	87,484
22-6103-0002	0	0	0	0	0	0	0	2,000	2,000
22-6103-0003	0	0	0	0	0	0	0	100,000	100,000
22-6103-0004	0	0	0	0	0	0	0	5,000	5,000
22-6103-0005	0	0	6,100	0	1,519	0	7,619	15,000	22,619
22-6121-0001	0	0	0	0	0	0	0	36,000	36,000
22-6121-0002	0	0	0	0	0	0	0	1,500	1,500

COST OBJECT LISTING BY SUB PROGRAM
 2010-2011 GENERAL OPERATING BUDGET
 UNIVERSITY OF NEBRASKA - LINCOLN

INSTITUTE OF AGRICULTURE AND NATURAL RESOURCES

Print Date: 10/1/2010

SUBPROGRAM #/NAME: 61 College of Ag Sciences and Natural Resources

IANR-State General Fund-715 Revolving/Designated

COST OBJECT	FACULTY		NON FACULTY		EMPLOYEE BENEFITS	PERSONAL SERVICE CREDITS	TOTAL PERSONAL SERVICES	TOTAL OPERATING EXPENSES	TOTAL
	Dollar	FTE	Dollar	FTE					
22-6121-0003	0	0	0	0	0	0	0	0	725
22-6121-0005	0	0	0	0	0	0	0	0	100
22-6121-0007	0	0	0	0	0	0	0	0	500
22-6121-0008	0	0	0	0	0	0	0	0	250
22-6121-0009	0	0	0	0	0	0	0	0	600
22-6121-0011	0	0	33,839	1	8,426	0	42,265	100,000	142,265
22-6122-0001	0	0	5,000	1	2,241	0	7,241	22,980	30,221
22-6122-0003	0	0	30,609	1	7,622	0	38,231	8,000	46,231
22-6124-0001	0	0	0	0	0	0	0	3,000	3,000
22-6124-0005	0	0	0	0	0	0	0	25,000	25,000
22-6124-0006	0	0	0	0	0	0	0	100	100
22-6124-0010	0	0	0	0	0	0	0	1,000	1,000
22-6124-0016	0	0	0	0	0	0	0	6,800	6,800
22-6124-0019	0	0	0	0	0	0	0	4,200	4,200
22-6124-0025	0	0	0	0	0	0	0	10,000	10,000
22-6124-0027	0	0	0	0	0	0	0	1,000	1,000
22-6124-0030	0	0	0	0	0	0	0	1,000	1,000
22-6124-0032	0	0	0	0	0	0	0	1,000	1,000
22-6124-0042	0	0	0	0	0	0	0	2,500	2,500
22-6124-0101	0	0	0	0	0	0	0	500	500
22-6125-0001	0	0	0	0	0	0	0	2,500	2,500
22-6126-0001	0	0	0	0	0	0	0	110,845	110,845
22-6126-0002	0	0	0	0	0	0	0	13,000	13,000
22-6128-0001	0	0	15,382	0	3,830	0	19,212	24,000	43,212
22-6128-0002	0	0	0	0	0	0	0	5,000	5,000
22-6128-0003	0	0	0	0	0	0	0	4,800	4,800
22-6131-0003	0	0	0	0	0	0	0	5,000	5,000
22-6131-0005	0	0	0	0	0	0	0	2,500	2,500
22-6131-0006	0	0	0	0	0	0	0	1,500	1,500
22-6131-0007	0	0	0	0	0	0	0	2,000	2,000
22-6131-0008	0	0	0	0	0	0	0	500	500
22-6135-0001	0	0	500	0	125	0	625	1,250	1,875
22-6138-0001	0	0	0	0	0	0	0	7,000	7,000
22-6138-0003	0	0	0	0	0	0	0	2,000	2,000
22-6138-0004	0	0	0	0	0	0	0	2,600	2,600
22-6138-0006	0	0	0	0	0	0	0	500	500
22-6139-0001	0	0	0	0	1,220	0	6,119	80,000	80,000
22-6139-0002	0	0	4,899	0	0	0	0	600	6,719
22-6161-0001	0	0	0	0	0	0	0	150,000	150,000
22-6161-0002	0	0	0	0	0	0	0	70,000	70,000
22-6161-0003	0	0	0	0	0	0	0	1,500	1,500
22-6161-0004	0	0	0	0	0	0	0	1,500	1,500
22-6161-0005	0	0	0	0	0	0	0	5,000	5,000
TOTAL	0	0	106,324	3	27,472	0	133,796	1,052,350	1,186,146

UNL-Federal Advance-717 Federal/Restricted

COST OBJECT	FACULTY		NON FACULTY		EMPLOYEE BENEFITS	PERSONAL SERVICE CREDITS	TOTAL PERSONAL SERVICES	TOTAL OPERATING EXPENSES	TOTAL
	Dollar	FTE	Dollar	FTE					
UNL-Federal Advance-717 Federal/Restricted	0	0	0	0	0	0	0	0	0

COST OBJECT LISTING BY SUB PROGRAM
 2010-2011 GENERAL OPERATING BUDGET
 UNIVERSITY OF NEBRASKA - LINCOLN

INSTITUTE OF AGRICULTURE AND NATURAL RESOURCES

Print Date: 10/1/2010

SUBPROGRAM #/NAME: 61 College of Ag Sciences and Natural Resources
 UNL-Federal Advance-717 Federal/Restricted

COST OBJECT	FACULTY		NON FACULTY		EMPLOYEE BENEFITS	PERSONAL SERVICE CREDITS	TOTAL PERSONAL SERVICES	TOTAL OPERATING EXPENSES	TOTAL
	Dollar	FTE	Dollar	FTE					
25-6135-0034001 Plant Pathology	0	0	20,779	0	4,800	0	25,579	0	25,579
TOTAL	0	0	20,779	0	4,800	0	25,579	0	25,579
UNL-Trust-Grant/Loan/End-718 Trust/Restricted									
COST OBJECT	FACULTY		NON FACULTY		EMPLOYEE BENEFITS	PERSONAL SERVICE CREDITS	TOTAL PERSONAL SERVICES	TOTAL OPERATING EXPENSES	TOTAL
	Dollar	FTE	Dollar	FTE					
26-6103-0014001 Nebraska Fdn For Ag Awareness	0	0	49,341	1	9,423	0	58,764	0	58,764
26-6138-0345001 SNR	100,124	2	0	0	19,124	0	119,248	0	119,248
27-6122-0008001 Sunkist Fiesta Bowl Prof Moser	10,000	0	0	0	1,910	0	11,910	0	11,910
27-6122-0009001 Eugene W. Price Prof Baenzinger	15,000	0	0	0	2,865	0	17,865	0	17,865
27-6122-0010001 Distinguished Prof Award Massengale	10,000	0	0	0	1,910	0	11,910	0	11,910
27-6122-0275001 Agronomy	15,000	0	0	0	2,865	0	17,865	0	17,865
27-6124-0001001 Harlan College Professor -Hanson	5,000	0	0	0	955	0	5,955	0	5,955
27-6124-0005001 Roberts College Prof-Perrin	5,000	0	0	0	955	0	5,955	0	5,955
27-6124-0070001 Ag Economics	12,500	0	0	0	2,389	0	14,889	0	14,889
27-6126-0003001 Wagner Prof-Klopfenstein	10,000	0	0	0	1,910	0	11,910	0	11,910
27-6126-0011001 NE Cattlemen's Prof-Calkins, C.	10,000	0	0	0	1,910	0	11,910	0	11,910
27-6126-0013001 Omtvedt Prof-Rodger Johnson	10,000	0	0	0	1,910	0	11,910	0	11,910
27-6131-0001001 Morrison College Professor-Hanna	5,000	0	0	0	955	0	5,955	0	5,955
27-6131-0002001 Maxcy College Prof-Taylor	20,000	0	0	0	3,820	0	23,820	0	23,820
27-6131-0107001 Khem Shahani Prof-Hutkins	10,000	0	0	0	1,910	0	11,910	0	11,910
27-6135-0001001 Allington Distinguished Prof-Van Eitlen	7,500	0	0	0	1,434	0	8,934	0	8,934
TOTAL	245,124	2	49,341	1	56,245	0	350,710	0	350,710
SUB PROGRAM TOTAL									
	7,522,970	78	3,691,137	75	2,743,509	0	13,957,616	2,128,611	16,086,227

SUBPROGRAM #/NAME: 62 Agriculture Research Division
 IANR-State General Fund-715 State & University Generated/Unrestricted

Print Date: 10/1/2010

COST OBJECT	FACULTY		NON FACULTY		EMPLOYEE BENEFITS	PERSONAL SERVICE CREDITS	TOTAL PERSONAL SERVICES	TOTAL OPERATING EXPENSES	TOTAL
	Dollar	FTE	Dollar	FTE					
21-6204-0001 ARD Dean-Operating	18,292	0	593,921	6	150,604	0	762,817	62,460	825,277
21-6205-0003 ARD-Special	235,539	2	42,375	1	68,368	0	346,282	7,545	353,827
21-6205-0004 Ard Interdisciplinary Research	0	0	0	0	0	0	0	100,000	100,000
21-6205-0005 ARD-Innovative Research	0	0	0	0	0	0	0	3,548	3,548
21-6205-0006 ARD-Honors Program	0	0	42,024	1	10,339	0	52,363	20,000	72,363
21-6205-4000 ARD-F&A	0	0	1,296	0	320	0	1,616	0	1,616
21-6220-0001 AgLEC-Research Operating	120,993	1	39,786	1	39,551	0	200,330	10,984	211,314
21-6221-0001 Biological Systems Engineering	810,595	7	494,931	12	321,163	0	1,626,689	94,640	1,721,329
21-6221-5200 POE - BSE Research	20,394	0	0	0	5,017	0	25,411	5,735	31,146
21-6222-0001 Agronomy - Horticulture Research	2,129,562	19	2,390,806	65	1,112,011	0	5,632,379	294,283	5,926,662
21-6224-0001 Agricultural Economics Research	940,581	8	229,658	5	287,878	0	1,458,117	49,912	1,508,029
21-6224-5200 POE - Ag Econ Rsch	58,097	1	0	0	14,291	0	72,388	6,849	79,237
21-6225-0001 Biometry	438,538	4	205,086	4	158,333	0	801,957	30,086	832,043
21-6226-0001 Animal Science	1,017,686	9	1,566,247	41	635,648	0	3,219,581	241,926	3,461,507
21-6227-0001 Child Youth & Fam Studies	247,912	3	112,823	3	88,741	0	449,476	14,455	463,931
21-6228-0001 Entomology	558,872	5	329,203	7	218,467	0	1,106,542	69,046	1,175,588
21-6230-0001 Biochemistry	792,778	7	152,806	5	232,616	0	1,178,200	90,961	1,269,161

COST OBJECT LISTING BY SUB PROGRAM
 2010-2011 GENERAL OPERATING BUDGET
 UNIVERSITY OF NEBRASKA - LINCOLN

INSTITUTE OF AGRICULTURE AND NATURAL RESOURCES

Print Date: 10/1/2010

SUBPROGRAM #/NAME: 62 Agriculture Research Division

IANR-State General Fund-715 State & University Generated/Unrestricted

COST OBJECT	FACULTY		NON FACULTY		EMPLOYEE BENEFITS	PERSONAL SERVICE CREDITS	TOTAL PERSONAL SERVICES	TOTAL OPERATING EXPENSES	TOTAL
	Dollar	FTE	Dollar	FTE					
21-6230-5200	138,482	1	98,179	1	58,218	0	294,879	0	294,879
21-6230-5201	0	0	47,968	1	11,801	0	59,769	0	59,769
21-6231-0001	883,228	8	422,493	11	321,205	0	1,626,926	97,873	1,724,799
21-6231-0002	10,817	0	133,684	2	35,546	0	180,047	19,661	199,708
21-6234-0001	20,874	0	29,450	1	12,379	0	62,703	9,657	72,360
21-6235-0001	717,371	6	489,134	11	296,802	0	1,503,307	70,701	1,574,008
21-6236-0001	267,320	3	215,798	6	118,846	0	601,964	28,424	630,388
21-6236-5200	45,752	1	0	0	11,255	0	57,007	0	57,007
21-6237-0001	95,648	1	65,087	1	39,544	0	200,279	7,402	207,681
21-6238-0001	1,613,002	15	602,212	10	544,941	0	2,760,155	163,813	2,923,968
21-6238-0005	552,164	7	309,131	6	211,880	0	1,073,175	77,676	1,150,851
21-6238-0006	0	0	55,237	2	13,589	0	68,826	0	68,826
21-6238-0007	102,594	1	0	0	25,238	0	127,832	0	127,832
21-6238-5200	226,845	3	63,884	1	71,521	0	362,250	183,264	545,514
21-6239-0001	771,504	6	493,850	13	311,277	0	1,576,631	50,055	1,626,686
21-6239-0002	547,282	5	690,759	18	304,558	0	1,542,599	10,716	1,553,315
21-6239-0003	156,789	2	189,068	4	85,087	0	430,964	108,226	539,190
21-6240-0001	2,645	0	9,638	0	3,021	0	15,304	585	15,889
21-6241-0001	284,442	3	410,764	10	171,020	0	866,226	52,691	918,917
21-6242-0001	331,803	4	678,910	16	248,635	0	1,259,348	111,106	1,370,454
21-6242-0004	0	0	135,617	4	33,362	0	168,979	40,694	209,673
21-6243-0001	588,455	6	595,334	16	291,214	0	1,475,003	137,405	1,612,408
21-6243-0003	0	0	107,921	2	26,548	0	134,469	7,008	141,477
21-6243-0004	0	0	0	0	0	0	0	40,000	40,000
21-6243-0005	0	0	0	0	0	0	0	6,742	6,742
21-6244-0001	0	0	575,550	12	141,583	0	717,133	65,631	782,764
21-6244-0002	0	0	67,190	2	16,529	0	83,719	34,552	118,271
21-6244-0003	0	0	0	0	0	0	0	25,557	25,557
21-6246-0001	0	0	208,273	5	51,235	0	259,508	15,313	274,821
21-6248-0001	0	0	104,667	1	25,749	0	130,416	0	130,416
21-6254-0001	0	0	81,770	2	20,116	0	101,886	59,773	161,659
21-6260-0001	442,743	4	0	0	108,915	0	551,658	0	551,658
21-6261-0001	0	0	73,661	1	18,124	0	91,785	6,167	97,952
21-6262-0001	548,575	4	134,778	3	168,108	0	851,461	6,583	858,044
21-6262-5200	28,325	0	0	0	6,967	0	35,292	0	35,292
21-6262-5210	64,720	1	0	0	15,921	0	80,641	0	80,641
21-6262-5211	0	0	25,254	1	6,213	0	31,467	7,760	39,227
21-6263-0001	0	0	70,739	1	17,403	0	88,142	0	88,142
21-6268-0001	-294,434	0	-137,128	0	-106,162	0	-537,724	0	-537,724
21-6299-0001									
TOTAL	15,536,785	147	13,249,854	311	7,081,535	0	35,868,174	2,747,790	38,615,964

IANR-State General Fund-715 Revolving/Designated

COST OBJECT	FACULTY		NON FACULTY		EMPLOYEE BENEFITS	PERSONAL SERVICE CREDITS	TOTAL PERSONAL SERVICES	TOTAL OPERATING EXPENSES	TOTAL
	Dollar	FTE	Dollar	FTE					
22-6205-0001	0	0	0	0	0	0	0	15,000	15,000
22-6205-0002	0	0	0	0	0	0	0	30,000	30,000
22-6205-0003	0	0	0	0	0	0	0	30,000	30,000

COST OBJECT LISTING BY SUB PROGRAM
 2010-2011 GENERAL OPERATING BUDGET
 UNIVERSITY OF NEBRASKA - LINCOLN

INSTITUTE OF AGRICULTURE AND NATURAL RESOURCES

Print Date: 10/1/2010

SUBPROGRAM #/NAME: 62 Agriculture Research Division
 IANR-State General Fund-715 Revolving/Designated

COST OBJECT	FACULTY		NON FACULTY		EMPLOYEE BENEFITS	PERSONAL SERVICE			TOTAL OPERATING EXPENSES	TOTAL
	Dollar	FTE	Dollar	FTE		CREDITS	PERSONAL SERVICES	EXPENSES		
22-6205-0004	0	0	0	0	0	0	0	0	200,000	200,000
22-6221-0001	0	0	41,240	1	10,269	0	51,509	78,630	130,139	130,139
22-6221-0002	0	0	0	0	0	0	0	6,600	6,600	6,600
22-6221-0003	0	0	6,995	1	1,742	0	8,737	34,000	42,737	42,737
22-6221-0004	0	0	0	0	0	0	0	10,000	10,000	10,000
22-6221-0007	0	0	0	0	0	0	0	2,500	2,500	2,500
22-6221-0008	0	0	0	0	0	0	0	135	135	135
22-6221-0011	0	0	0	0	0	0	0	770	770	770
22-6221-0012	0	0	0	0	0	0	0	400	400	400
22-6221-0014	0	0	0	0	0	0	0	500	500	500
22-6221-0015	0	0	0	0	0	0	0	400	400	400
22-6221-0017	0	0	0	0	0	0	0	980	980	980
22-6222-0001	0	0	20,479	1	5,100	0	25,579	11,000	36,579	36,579
22-6222-0002	0	0	0	0	0	0	0	38,714	38,714	38,714
22-6222-0010	0	0	73,381	1	10,802	0	84,183	22,000	106,183	106,183
22-6222-0013	0	0	0	0	0	0	0	2,500	2,500	2,500
22-6222-0034	0	0	0	0	0	0	0	10,000	10,000	10,000
22-6222-0035	0	0	0	0	0	0	0	7,000	7,000	7,000
22-6222-0036	0	0	0	0	0	0	0	15,000	15,000	15,000
22-6222-0037	0	0	9,847	0	2,452	0	12,299	22,500	34,799	34,799
22-6222-1001	0	0	37,945	1	9,450	0	47,395	450,000	497,395	497,395
22-6222-1031	46,000	1	36,932	1	19,903	0	102,835	18,000	120,835	120,835
22-6225-0001	0	0	0	0	0	0	0	5,000	5,000	5,000
22-6225-0002	0	0	0	0	0	0	0	1,000	1,000	1,000
22-6225-0004	0	0	0	0	0	0	0	7,500	7,500	7,500
22-6225-0007	0	0	40,600	1	10,110	0	50,710	0	50,710	50,710
22-6226-0001	0	0	72,019	2	17,932	0	89,951	2,000	91,951	91,951
22-6226-0002	0	0	25,000	0	8,715	0	33,715	2,000	35,715	35,715
22-6226-0003	0	0	151,966	6	37,840	0	189,806	287,450	477,256	477,256
22-6226-0004	0	0	101,958	4	25,387	0	127,345	2,927,217	3,054,562	3,054,562
22-6226-0005	0	0	0	0	0	0	0	6,000	6,000	6,000
22-6226-0006	0	0	54,930	1	11,885	0	66,815	196,640	263,455	263,455
22-6226-0008	0	0	93,601	3	23,307	0	116,908	562,200	679,108	679,108
22-6226-0009	0	0	16,400	1	7,022	0	23,422	87,800	111,222	111,222
22-6226-0010	0	0	49,024	1	12,207	0	61,231	723,000	784,231	784,231
22-6226-0011	0	0	26,520	1	6,604	0	33,124	500	33,624	33,624
22-6226-0012	0	0	0	0	0	0	0	4,000	4,000	4,000
22-6226-0015	0	0	30,382	1	7,565	0	37,947	1,000	38,947	38,947
22-6226-0016	0	0	0	0	0	0	0	33,000	33,000	33,000
22-6226-0017	0	0	66,373	2	16,526	0	82,899	97,899	97,899	97,899
22-6226-0021	0	0	32,889	1	8,190	0	41,079	15,750	56,829	56,829
22-6228-0001	0	0	0	0	0	0	0	2,500	2,500	2,500
22-6228-0002	0	0	19,531	1	4,864	0	24,395	56,000	80,395	80,395
22-6228-0003	0	0	0	0	0	0	0	8,500	8,500	8,500
22-6228-0004	0	0	0	0	0	0	0	4,000	4,000	4,000
22-6228-0005	0	0	5,756	0	1,433	0	7,189	200	7,389	7,389
22-6228-0006	0	0	0	0	0	0	0	20,250	20,250	20,250
22-6230-0001	0	0	42,000	1	10,458	0	52,458	5,000	57,458	57,458
22-6230-0002	0	0	2,000	0	498	0	2,498	3,600	6,098	6,098

COST OBJECT LISTING BY SUB PROGRAM
 2010-2011 GENERAL OPERATING BUDGET
 UNIVERSITY OF NEBRASKA - LINCOLN

INSTITUTE OF AGRICULTURE AND NATURAL RESOURCES

Print Date: 10/1/2010

SUBPROGRAM #/NAME: 62 Agriculture Research Division
 IANR-State General Fund-715 Revolving/Designated

COST OBJECT	FACULTY		NON FACULTY		EMPLOYEE BENEFITS	PERSONAL SERVICE CREDITS	TOTAL PERSONAL SERVICES	TOTAL OPERATING EXPENSES	TOTAL
	Dollar	FTE	Dollar	FTE					
22-6231-0001	56,051	1	252,326	11	76,785	0	385,162	451,136	836,298
22-6231-0003	0	0	488,752	12	121,699	0	610,451	294,668	905,119
22-6231-0006	108,357	1	414,195	10	130,117	0	652,669	842,195	1,494,864
22-6231-0007	70,000	1	0	0	17,430	0	87,430	15,000	102,430
22-6231-0014	0	0	35,000	1	8,715	0	43,715	155,000	198,715
22-6231-0015	0	0	0	0	0	0	0	4,500	4,500
22-6231-0016	0	0	24,295	1	6,048	0	30,343	0	30,343
22-6231-0026	0	0	0	0	0	0	0	0	0
22-6231-0040	0	0	0	0	0	0	0	0	0
22-6231-0043	0	0	172,052	4	42,841	0	214,893	500,000	714,893
22-6231-1030	0	0	0	0	0	0	0	110,000	110,000
22-6231-1046	0	0	0	0	0	0	0	10,000	10,000
22-6235-0001	0	0	0	0	0	0	0	20,000	20,000
22-6236-0001	0	0	82,936	1	23,017	0	105,953	1,900	16,038
22-6238-0001	0	0	11,319	0	2,819	0	14,138	55,000	909,199
22-6238-0002	144,976	2	538,930	13	170,293	0	854,199	76,000	140,526
22-6238-0003	0	0	51,662	1	12,864	0	64,526	52,600	139,939
22-6238-0004	12,872	1	57,055	1	17,412	0	87,339	9,000	9,000
22-6238-0005	0	0	0	0	0	0	0	500	500
22-6238-0011	0	0	0	0	0	0	0	0	0
22-6238-0012	0	0	0	0	0	0	0	13,000	13,000
22-6238-0014	0	0	0	0	0	0	0	70,000	87,739
22-6238-0015	0	0	15,000	0	2,739	0	17,739	0	0
22-6238-0016	0	0	0	0	0	0	0	2,000	2,000
22-6238-0017	0	0	20,000	0	4,980	0	24,980	5,000	29,980
22-6238-0019	0	0	0	0	0	0	0	500	500
22-6238-0020	0	0	0	0	0	0	0	500	500
22-6238-0021	0	0	11,612	0	2,892	0	14,504	15,000	29,504
22-6238-0022	0	0	0	0	0	0	0	5,000	5,000
22-6238-0023	29,341	1	0	0	7,306	0	36,647	5,000	41,647
22-6238-0024	29,341	1	0	0	7,306	0	36,647	40,000	76,647
22-6238-0025	0	0	0	0	0	0	0	1,500	1,500
22-6238-0028	0	0	0	0	0	0	0	500	500
22-6238-0029	0	0	0	0	0	0	0	15,000	15,000
22-6238-0031	0	0	0	0	0	0	0	0	0
22-6238-0032	0	0	0	0	0	0	0	1,000	1,000
22-6238-0033	0	0	0	0	0	0	0	2,000	2,000
22-6238-0034	0	0	0	0	0	0	0	7,000	7,000
22-6238-0035	0	0	0	0	0	0	0	10,000	10,000
22-6238-0036	0	0	0	0	0	0	0	500	500
22-6238-0037	0	0	0	0	0	0	0	500	500
22-6238-0038	0	0	0	0	0	0	0	500	500
22-6238-0040	0	0	0	0	0	0	0	1,000	1,000
22-6238-0041	0	0	0	0	0	0	0	20,000	20,000
22-6238-0042	0	0	0	0	0	0	0	5,000	5,000
22-6238-0043	0	0	0	0	0	0	0	1,500	1,500
22-6238-0044	0	0	0	0	0	0	0	2,000	2,000
22-6238-0045	0	0	0	0	0	0	0	500	500
22-6238-0046	0	0	0	0	0	0	0	1,000	1,000

COST OBJECT LISTING BY SUB PROGRAM
 2010-2011 GENERAL OPERATING BUDGET
 UNIVERSITY OF NEBRASKA - LINCOLN
 INSTITUTE OF AGRICULTURE AND NATURAL RESOURCES

Print Date: 10/1/2010

SUBPROGRAM #/NAME: 62 Agriculture Research Division
 IANR-State General Fund-715 Revolving/Designated

COST OBJECT	FACULTY		NON FACULTY		EMPLOYEE BENEFITS	PERSONAL SERVICE CREDITS	TOTAL PERSONAL SERVICES	TOTAL OPERATING EXPENSES	TOTAL
	Dollar	FTE	Dollar	FTE					
22-6239-0001	0	0	136,531	6	33,997	0	170,528	95,000	265,528
22-6239-0002	275,485	3	456,018	15	182,145	0	913,648	155,000	1,068,648
22-6239-0003	0	0	17,381	1	4,328	0	21,709	40,150	61,859
22-6239-0004	0	0	0	0	0	0	0	100	100
22-6239-0007	0	0	0	0	0	0	0	100	100
22-6239-0008	0	0	0	0	0	0	0	100	100
22-6239-0009	0	0	0	0	0	0	0	100	100
22-6239-0010	0	0	0	0	0	0	0	100	100
22-6239-0012	0	0	0	0	0	0	0	100	100
22-6239-0014	0	0	0	0	0	0	0	100	100
22-6239-0015	0	0	0	0	0	0	0	100	100
22-6239-0016	0	0	0	0	0	0	0	100	100
22-6239-0018	40,824	1	123,382	4	40,888	0	205,094	10,100	215,194
22-6241-0001	0	0	52,132	2	12,981	0	65,113	429,520	494,633
22-6242-0001	0	0	37,423	1	9,318	0	46,741	258,300	305,041
22-6242-0002	0	0	91,209	3	22,711	0	113,920	352,580	466,500
22-6242-0003	0	0	0	0	0	0	0	235,100	235,100
22-6243-0001	0	0	0	0	0	0	0	5,000	5,000
22-6243-0002	0	0	62,523	3	15,569	0	78,092	160,000	238,092
22-6243-0003	0	0	33,683	1	8,388	0	42,071	2,198,264	2,240,335
22-6243-0004	0	0	4,111	0	1,023	0	5,134	92,026	97,160
22-6243-0006	0	0	0	0	0	0	0	1,000	1,000
22-6244-0001	0	0	18,900	1	4,720	0	23,620	76,250	99,870
22-6244-0002	0	0	303,135	9	74,859	0	377,994	1,499,016	1,877,010
22-6244-0003	0	0	0	0	125	0	125	3,000	3,125
22-6244-0004	0	0	0	0	0	0	0	300,000	300,000
22-6244-0006	0	0	0	0	0	0	0	1,000	1,000
22-6246-0001	0	0	39,343	1	9,797	0	49,140	256,000	305,140
22-6248-0001	0	0	95,208	2	23,707	0	118,915	15,000	133,915
22-6254-0001	0	0	42,323	1	10,538	0	52,861	0	52,861
22-6254-0002	8,209	0	15,332	1	5,862	0	29,403	7,250	36,653
22-6263-0001	0	0	2,075	0	517	0	2,592	0	2,592
TOTAL	821,456	11	4,763,611	135	1,386,997	0	6,972,064	14,998,141	21,970,205

COST OBJECT	FACULTY		NON FACULTY		EMPLOYEE BENEFITS	PERSONAL SERVICE CREDITS	TOTAL PERSONAL SERVICES	TOTAL OPERATING EXPENSES	TOTAL
	Dollar	FTE	Dollar	FTE					
24-6226-0252001	0	0	65,077	2	15,032	0	80,109	0	80,109
24-6230-0079001	0	0	30,571	1	7,063	0	37,634	0	37,634
24-6230-0082001	0	0	43,645	1	10,082	0	53,727	0	53,727
24-6230-0096001	0	0	71,014	2	16,405	0	87,419	0	87,419
24-6230-0098002	144,095	2	11,412	0	35,922	0	191,429	0	191,429
24-6230-0098003	0	0	52,787	2	12,194	0	64,981	0	64,981
24-6230-0098007	0	0	33,839	1	7,817	0	41,656	0	41,656
24-6230-0098008	70,875	1	0	0	16,373	0	87,248	0	87,248
24-6230-0098014	0	0	37,000	1	8,547	0	45,547	0	45,547
24-6230-0104001	0	0	53,901	2	12,451	0	66,352	0	66,352
24-6235-0108001	0	0	0	0	0	0	0	0	0

COST OBJECT LISTING BY SUB PROGRAM
 2010-2011 GENERAL OPERATING BUDGET
 UNIVERSITY OF NEBRASKA - LINCOLN

INSTITUTE OF AGRICULTURE AND NATURAL RESOURCES

Print Date: 10/1/2010

SUBPROGRAM #/NAME: 62 Agriculture Research Division
 UNL-Federal Letter of Credit-716 Federal/Restricted

COST OBJECT	FACULTY		NON FACULTY		EMPLOYEE BENEFITS	PERSONAL SERVICE CREDITS	TOTAL PERSONAL SERVICES	TOTAL OPERATING EXPENSES	TOTAL
	Dollar	FTE	Dollar	FTE					
24-6235-0170001	63,384	1	14,729	0	18,044	0	96,157	0	96,157
24-6236-0051001	0	0	33,000	1	7,623	0	40,623	0	40,623
24-6239-0185001	127,411	2	65,154	2	44,482	0	237,047	0	237,047
24-6239-0193001	45,558	1	19,279	1	14,977	0	79,814	0	79,814
24-6239-0194001	45,023	1	19,279	1	14,853	0	79,155	0	79,155
TOTAL	496,346	7	550,687	15	241,865	0	1,288,898	0	1,288,898
UNL-Federal Advance-717 Federal/Restricted									
COST OBJECT	FACULTY		NON FACULTY		EMPLOYEE BENEFITS	PERSONAL SERVICE CREDITS	TOTAL PERSONAL SERVICES	TOTAL OPERATING EXPENSES	TOTAL
	Dollar	FTE	Dollar	FTE					
25-6205-0040001	0	0	0	0	0	0	0	0	0
25-6205-0042002	0	0	0	0	0	0	0	0	0
25-6221-0112001	0	0	0	0	0	0	0	0	0
25-6222-0284001	0	0	27,560	1	6,367	0	33,927	0	33,927
25-6222-0293001	0	0	38,760	1	8,953	0	47,713	0	47,713
25-6222-0305001	0	0	37,680	1	8,705	0	46,385	0	46,385
25-6222-0340001	0	0	32,530	1	7,515	0	40,045	0	40,045
25-6222-0359001	0	0	31,090	1	7,182	0	38,272	0	38,272
25-6228-0091001	0	0	13,041	1	3,012	0	16,053	0	16,053
25-6228-0105001	37,397	1	0	0	8,639	0	46,036	0	46,036
25-6228-0110001	0	0	20,422	1	4,717	0	25,139	0	25,139
25-6228-0127001	0	0	20,422	1	4,717	0	25,139	0	25,139
25-6230-0016001	39,776	1	0	0	9,188	0	48,964	0	48,964
25-6231-0123001	0	0	0	0	0	0	0	0	0
25-6231-0126001	0	0	0	0	0	0	0	0	0
25-6231-0126002	0	0	40,000	1	9,240	0	49,240	0	49,240
25-6235-0112210	0	0	14,182	0	3,275	0	17,457	0	17,457
25-6235-0140001	74,881	2	0	0	17,297	0	92,178	0	92,178
25-6235-0145001	0	0	18,139	1	4,190	0	22,329	0	22,329
25-6237-0055210	0	0	34,155	1	7,890	0	42,045	0	42,045
25-6238-0173021	73,262	1	29,269	1	23,685	0	126,216	0	126,216
25-6238-0173032	0	0	39,774	1	9,188	0	48,962	0	48,962
25-6238-0261001	167,146	3	44,761	1	48,951	0	260,858	0	260,858
25-6238-0272210	0	0	24,012	1	5,547	0	29,559	0	29,559
25-6238-0274001	0	0	0	0	0	0	0	0	0
25-6238-0318210	33,943	0	41,400	1	17,404	0	92,747	0	92,747
25-6238-0327001	72,213	1	0	0	16,681	0	88,894	0	88,894
25-6238-0372001	0	0	39,488	1	9,121	0	48,609	0	48,609
25-6238-0379210	121,318	2	0	0	28,024	0	149,342	0	149,342
25-6238-0387001	0	0	45,974	1	10,621	0	56,595	0	56,595
25-6238-0421001	0	0	42,496	1	9,817	0	52,313	0	52,313
25-6238-0443210	0	0	16,089	1	3,716	0	19,805	0	19,805
25-6238-0471001	0	0	59,744	1	13,801	0	73,545	0	73,545
25-6238-0477210	28,850	1	0	0	6,665	0	35,515	0	35,515
25-6238-6002006	0	0	36,058	1	8,329	0	44,387	0	44,387
25-6238-6006001	0	0	0	0	0	0	0	0	0
25-6239-0208001	0	0	32,000	1	7,392	0	39,392	0	39,392
25-6241-0115002	37,784	1	0	0	8,728	0	46,512	0	46,512

COST OBJECT LISTING BY SUB PROGRAM
 2010-2011 GENERAL OPERATING BUDGET
 UNIVERSITY OF NEBRASKA - LINCOLN

INSTITUTE OF AGRICULTURE AND NATURAL RESOURCES

Print Date: 10/1/2010

SUBPROGRAM #/NAME: 62 Agriculture Research Division
 UNL-Federal Advance-717 Federal/Restricted

COST OBJECT	FACULTY		NON FACULTY		EMPLOYEE BENEFITS	PERSONAL SERVICE CREDITS	TOTAL PERSONAL SERVICES	TOTAL OPERATING EXPENSES	TOTAL
	Dollar	FTE	Dollar	FTE					
25-6242-0087210	0	0	9,183	0	2,121	0	11,304	0	11,304
25-6243-0185001	0	0	15,598	1	3,604	0	19,202	0	19,202
25-6243-0214002	0	0	56,695	1	13,097	0	69,792	0	69,792
25-6243-0214003	0	0	41,908	1	9,681	0	51,589	0	51,589
25-6261-0008210	0	0	15,095	1	3,487	0	18,582	0	18,582
TOTAL	686,570	12	917,525	24	370,547	0	1,974,642	0	1,974,642
UNL-Trust-Grant/Loan/End-718 Trust/Restricted									
COST OBJECT	FACULTY		NON FACULTY		EMPLOYEE BENEFITS	PERSONAL SERVICE CREDITS	TOTAL PERSONAL SERVICES	TOTAL OPERATING EXPENSES	TOTAL
	Dollar	FTE	Dollar	FTE					
26-6205-0045001	0	0	27,198	1	5,194	0	32,392	0	32,392
26-6221-0034001	0	0	0	0	0	0	0	0	0
26-6221-0166001	0	0	37,000	1	7,067	0	44,067	0	44,067
26-6221-0189001	61,165	1	0	0	11,683	0	72,848	0	72,848
26-6222-0059011	0	0	24,657	1	4,710	0	29,367	0	29,367
26-6222-0126001	5,000	0	0	0	955	0	5,955	0	5,955
26-6222-0127001	5,000	0	0	0	955	0	5,955	0	5,955
26-6222-0127002	31,107	1	0	0	5,942	0	37,049	0	37,049
26-6222-0201001	0	0	18,190	0	3,474	0	21,664	0	21,664
26-6222-0261001	0	0	0	0	0	0	0	0	0
26-6222-0291001	0	0	40,000	1	7,640	0	47,640	0	47,640
26-6222-0328001	0	0	11,718	0	2,239	0	13,957	0	13,957
26-6222-0380001	0	0	73,681	2	14,074	0	87,755	0	87,755
26-6228-0124001	37,555	1	0	0	7,173	0	44,728	0	44,728
26-6232-004001	0	0	20,936	1	4,000	0	24,936	0	24,936
26-6235-0019011	0	0	51,488	2	9,834	0	61,322	0	61,322
26-6235-0134001	0	0	10,107	0	1,931	0	12,038	0	12,038
26-6238-0411001	0	0	68,030	2	12,994	0	81,024	0	81,024
26-6238-0413002	0	0	75,728	1	14,465	0	90,193	0	90,193
26-6238-0415001	0	0	40,692	1	7,773	0	48,465	0	48,465
26-6238-0417001	0	0	0	0	0	0	0	0	0
26-6238-0420001	0	0	41,500	1	7,928	0	49,428	0	49,428
26-6238-0430001	0	0	0	0	0	0	0	0	0
26-6238-0468001	0	0	44,882	1	8,573	0	53,455	0	53,455
26-6238-5010001	0	0	50,324	1	9,612	0	59,936	0	59,936
26-6238-6001172	0	0	34,418	1	6,573	0	40,991	0	40,991
26-6238-6001181	0	0	92,236	4	17,618	0	109,854	0	109,854
26-6238-6004001	0	0	38,000	1	7,258	0	45,258	0	45,258
26-6239-0190001	0	0	0	0	0	0	0	0	0
26-6239-0190002	0	0	47,568	1	9,085	0	56,653	0	56,653
26-6248-0037001	40,600	1	7,472	0	1,427	0	48,899	0	48,899
26-6254-0018011	0	0	0	0	7,756	0	48,356	0	48,356
27-6221-0117001	0	0	45,000	1	8,595	0	53,595	0	53,595
27-6221-0139001	0	0	16,874	1	3,222	0	20,096	0	20,096
27-6221-0140001	0	0	2,799	0	535	0	3,334	0	3,334
27-6222-0008001	0	0	25,187	1	4,811	0	29,998	0	29,998
27-6222-0020001	0	0	20,400	1	3,895	0	24,295	0	24,295
	0	0	6,978	0	1,333	0	8,311	0	8,311

COST OBJECT LISTING BY SUB PROGRAM
 2010-2011 GENERAL OPERATING BUDGET
 UNIVERSITY OF NEBRASKA - LINCOLN

INSTITUTE OF AGRICULTURE AND NATURAL RESOURCES

Print Date: 10/1/2010

SUBPROGRAM #/NAME: 62 Agriculture Research Division

UNL-Trust-Grant/Cont/Loan/End-718 Trust/Restricted

COST OBJECT	FACULTY		NON FACULTY		EMPLOYEE BENEFITS	PERSONAL SERVICE CREDITS	TOTAL PERSONAL SERVICES	TOTAL OPERATING EXPENSES	TOTAL
	Dollar	FTE	Dollar	FTE					
27-6222-0211001	0	0	7,147	0	1,365	0	8,512	0	8,512
27-6222-0324001	5,000	0	0	0	955	0	5,955	0	5,955
27-6228-0001001	0	0	13,911	0	2,657	0	16,568	0	16,568
27-6228-0007001	0	0	35,525	1	6,786	0	42,311	0	42,311
27-6235-0002002	19,324	0	0	0	3,691	0	23,015	0	23,015
27-6241-0001001	0	0	14,990	1	2,863	0	17,853	0	17,853
27-6241-0004001	0	0	10,449	1	1,995	0	12,444	0	12,444
27-6242-0001001	0	0	7,313	0	1,397	0	8,710	0	8,710
27-6243-0001001	0	0	3,738	0	715	0	4,453	0	4,453
27-6243-0002001	0	0	25,250	1	4,822	0	30,072	0	30,072
27-6243-0004001	0	0	3,861	0	738	0	4,599	0	4,599
27-6243-0005001	0	0	33,745	1	6,445	0	40,190	0	40,190
27-6243-0008001	0	0	101,294	3	19,348	0	120,642	0	120,642
27-6243-0009001	0	0	38,560	1	7,366	0	45,926	0	45,926
27-6243-0010001	0	0	2,234	0	426	0	2,660	0	2,660
27-6243-0012001	0	0	2,327	0	444	0	2,771	0	2,771
27-6243-0140001	0	0	9,849	0	1,882	0	11,731	0	11,731
27-6243-0220001	0	0	23,452	1	4,479	0	27,931	0	27,931
27-6243-0245001	0	0	9,743	0	1,861	0	11,604	0	11,604
27-6246-0004001	0	0	19,963	1	3,813	0	23,776	0	23,776
TOTAL	204,751	4	1,336,414	38	294,372	0	1,835,537	0	1,835,537

UNL-Auxiliary-719 Auxiliaries & Services/Restricted

COST OBJECT	FACULTY		NON FACULTY		EMPLOYEE BENEFITS	PERSONAL SERVICE CREDITS	TOTAL PERSONAL SERVICES	TOTAL OPERATING EXPENSES	TOTAL
	Dollar	FTE	Dollar	FTE					
23-6205-0001	0	0	180,131	4	49,355	0	229,486	358,000	587,486
23-6221-0001	55,249	1	254,348	6	84,830	0	394,427	295,000	689,427
23-6242-0010	0	0	9,968	0	2,731	0	12,699	271,576	284,275
TOTAL	55,249	1	444,447	10	136,916	0	636,612	924,576	1,561,188
SUB PROGRAM TOTAL	17,801,157	181	21,262,538	532	9,512,232	0	48,575,927	18,670,507	67,246,434

SUBPROGRAM #/NAME: 63 Cooperative Extension Service

IANR-State General Fund-715 State & University Generated/Unrestricted

Print Date: 10/1/2010

COST OBJECT	FACULTY		NON FACULTY		EMPLOYEE BENEFITS	PERSONAL SERVICE CREDITS	TOTAL PERSONAL SERVICES	TOTAL OPERATING EXPENSES	TOTAL
	Dollar	FTE	Dollar	FTE					
21-6306-0001	0	0	26,926	0	6,624	0	33,550	1,000	34,550
21-6308-0001	56,265	1	813,776	9	214,032	0	1,084,073	225,743	1,309,816
21-6309-0002	0	0	0	0	0	0	0	25,000	25,000
21-6309-0006	718,346	7	-30,549	0	182,731	0	870,528	23,809	894,337
21-6309-0009	0	0	0	0	0	0	0	34,500	34,500
21-6320-0001	50,915	1	62,801	2	27,974	0	141,690	17,396	159,086
21-6321-0001	314,857	4	304,384	6	152,334	0	771,575	31,652	803,227
21-6322-0001	731,186	8	286,445	7	250,339	0	1,267,970	79,310	1,347,280
21-6324-0001	227,674	2	242,285	5	115,611	0	585,570	24,345	609,915
21-6326-0001	697,890	7	173,257	4	214,302	0	1,085,449	39,276	1,124,725
21-6327-0001	233,020	3	51,281	1	69,940	0	354,241	24,612	378,853

COST OBJECT LISTING BY SUB PROGRAM
 2010-2011 GENERAL OPERATING BUDGET
 UNIVERSITY OF NEBRASKA - LINCOLN

INSTITUTE OF AGRICULTURE AND NATURAL RESOURCES

Print Date: 10/1/2010

SUBPROGRAM #/NAME: 63 Cooperative Extension Service

IANR-State General Fund-715 State & University Generated/Unrestricted

COST OBJECT	FACULTY		NON FACULTY		EMPLOYEE BENEFITS	PERSONAL SERVICE CREDITS	TOTAL PERSONAL SERVICES	TOTAL OPERATING EXPENSES	TOTAL
	Dollar	FTE	Dollar	FTE					
21-6328-0001	329,629	3	112,285	2	108,712	0	550,626	27,801	578,427
21-6329-0001	415,200	6	61,992	2	117,390	0	594,582	79,041	673,623
21-6331-0001	283,285	2	38,841	1	79,242	0	401,368	79,242	405,800
21-6331-0002	79,272	1	164,395	3	59,941	0	303,608	19,440	323,048
21-6335-0001	233,674	3	53,745	1	70,707	0	358,126	15,086	373,212
21-6335-0002	19,316	1	0	0	4,751	0	24,067	0	24,067
21-6336-0001	148,379	2	43,353	1	47,168	0	238,900	11,826	250,726
21-6336-0002	0	0	14,821	1	3,647	0	18,468	0	18,468
21-6337-0001	143,899	2	42,252	1	45,794	0	231,945	13,701	245,646
21-6338-0001	314,107	4	117,792	2	106,244	0	538,143	25,667	563,810
21-6338-0005	236,241	3	286,343	6	128,558	0	651,142	78,005	729,147
21-6339-0001	159,585	1	49,272	1	51,379	0	260,236	21,258	281,494
21-6339-0002	39,053	0	14,618	1	13,203	0	66,874	6,679	73,553
21-6340-0001	43,632	0	228,807	4	67,019	0	339,458	38,572	378,030
21-6340-0002	4,042,065	60	233,415	6	1,015,444	0	5,290,924	45,953	5,336,877
21-6341-0001	417,976	4	200,526	4	152,153	0	770,655	174,653	945,308
21-6341-0002	2,201,744	34	71,872	2	559,310	0	2,832,926	13,389	2,846,315
21-6342-0001	350,960	4	339,899	8	169,953	0	860,812	73,876	934,688
21-6342-0002	1,717,730	26	45,003	1	433,633	0	2,196,366	17,269	2,213,635
21-6343-0001	729,501	8	298,753	8	252,955	0	1,281,209	130,945	1,412,154
21-6343-0002	1,057,252	17	56,893	2	274,081	0	1,388,226	8,843	1,397,069
21-6344-0001	0	0	24,922	1	6,131	0	31,053	0	31,053
21-6348-0001	0	0	6,371	0	1,566	0	7,937	3,336	11,273
21-6352-0002	0	0	0	0	0	0	0	5,062	5,062
21-6354-0001	0	0	0	0	0	0	0	11,712	11,712
21-6361-0001	0	0	51,164	1	12,589	0	63,753	6,151	69,904
21-6363-0001	0	0	37,874	1	9,317	0	47,191	8,275	55,466
21-6368-0001	0	0	14,148	0	3,480	0	17,628	0	17,628
21-6399-0001	-264,363	0	-50,802	0	-77,529	0	-392,694	0	-392,694
TOTAL	15,728,290	212	4,489,160	93	4,960,725	0	25,168,175	1,367,615	26,535,790

IANR-State General Fund-715 Revolving/Designated

COST OBJECT	FACULTY		NON FACULTY		EMPLOYEE BENEFITS	PERSONAL SERVICE CREDITS	TOTAL PERSONAL SERVICES	TOTAL OPERATING EXPENSES	TOTAL
	Dollar	FTE	Dollar	FTE					
22-6309-0001	0	0	0	0	0	0	0	20,000	20,000
22-6309-0004	0	0	0	0	0	0	0	40,000	40,000
22-6321-0001	0	0	0	0	0	0	0	150	150
22-6321-0003	0	0	0	0	0	0	0	6,600	6,600
22-6321-0004	0	0	0	0	0	0	0	1,600	1,600
22-6321-0005	0	0	0	0	0	0	0	2,500	2,500
22-6321-0006	0	0	45,427	1	11,311	0	56,738	25,000	81,738
22-6321-0009	0	0	0	0	0	0	0	100	100
22-6321-0010	0	0	0	0	0	0	0	250	250
22-6321-0011	0	0	0	0	0	0	0	340	340
22-6321-0012	0	0	0	0	0	0	0	4,000	4,000
22-6321-0014	0	0	0	0	0	0	0	5,000	5,000
22-6321-0016	0	0	0	0	0	0	0	5,000	5,000
22-6321-0018	0	0	0	0	0	0	0	3,500	3,500

COST OBJECT LISTING BY SUB PROGRAM
 2010-2011 GENERAL OPERATING BUDGET
 UNIVERSITY OF NEBRASKA - LINCOLN

INSTITUTE OF AGRICULTURE AND NATURAL RESOURCES

Print Date: 10/1/2010

SUBPROGRAM #/NAME: 63 Cooperative Extension Service
 IANR-State General Fund-715 Revolving/Designated

COST OBJECT	FACULTY		NON FACULTY		EMPLOYEE BENEFITS	PERSONAL SERVICE CREDITS		TOTAL PERSONAL SERVICES	TOTAL OPERATING EXPENSES	TOTAL
	Dollar	FTE	Dollar	FTE						
22-6321-0019	0	0	0	0	0	0	0	0	1,500	1,500
22-6321-0022	0	0	0	0	0	0	0	0	2,000	2,000
22-6322-0001	768	0	0	0	1,064	0	3,832	17,000	20,832	20,832
22-6322-0002	0	0	0	0	0	0	0	0	0	0
22-6322-0010	0	0	73,546	3	18,313	0	91,859	158,000	249,859	249,859
22-6324-0003	0	0	33,617	1	8,371	0	41,988	42,000	83,988	83,988
22-6324-0012	0	0	0	0	0	0	0	1,000	1,000	1,000
22-6324-0013	0	0	0	0	0	0	0	5,000	5,000	5,000
22-6324-0020	0	0	0	0	0	0	0	14,000	14,000	14,000
22-6324-0025	0	0	0	0	0	0	0	52	52	52
22-6324-0046	0	0	0	0	0	0	0	4,500	4,500	4,500
22-6324-0102	0	0	0	0	0	0	0	5,000	5,000	5,000
22-6324-0112	0	0	0	0	0	0	0	3,000	3,000	3,000
22-6326-0001	0	0	3,000	0	747	0	3,747	350	4,097	4,097
22-6327-0001	0	0	0	0	0	0	0	160	160	160
22-6328-0001	8,397	0	51,484	2	14,911	0	74,792	200	74,992	74,992
22-6328-0002	0	0	27,882	1	6,943	0	34,825	200	35,025	35,025
22-6329-0001	2,045	0	72,440	2	18,547	0	93,032	38,000	131,032	131,032
22-6329-0002	0	0	0	0	0	0	0	5,000	5,000	5,000
22-6329-0004	0	0	63,341	4	15,772	0	79,113	140,000	219,113	219,113
22-6329-0005	0	0	142,512	7	35,487	0	177,999	286,259	464,258	464,258
22-6329-0006	0	0	0	0	0	0	0	25,000	25,000	25,000
22-6329-0007	0	0	0	0	0	0	0	5,000	5,000	5,000
22-6329-0008	0	0	0	0	0	0	0	5,000	5,000	5,000
22-6329-0009	0	0	0	0	0	0	0	10,000	10,000	10,000
22-6329-0010	0	0	0	0	0	0	0	10,000	10,000	10,000
22-6329-0011	0	0	75,110	2	18,702	0	93,812	5,000	98,812	98,812
22-6329-0012	0	0	0	0	0	0	0	10,000	10,000	10,000
22-6329-0013	0	0	0	0	0	0	0	150,000	150,000	150,000
22-6329-0014	0	0	0	0	0	0	0	30,000	30,000	30,000
22-6329-0015	0	0	0	0	0	0	0	3,000	3,000	3,000
22-6331-0001	0	0	0	0	0	0	0	62,500	62,500	62,500
22-6331-0002	0	0	0	0	0	0	0	17,000	17,000	17,000
22-6331-0004	0	0	32,836	1	8,176	0	41,012	22,000	63,012	63,012
22-6331-0005	0	0	0	0	0	0	0	13,000	13,000	13,000
22-6335-0001	0	0	2,500	0	623	0	3,123	16,500	19,623	19,623
22-6336-0001	0	0	1,200	0	298	0	1,498	19,200	20,698	20,698
22-6337-0001	0	0	0	0	0	0	0	300	300	300
22-6338-0002	0	0	0	0	0	0	0	7,250	7,250	7,250
22-6338-0004	0	0	0	0	0	0	0	5,000	5,000	5,000
22-6338-0008	0	0	0	0	0	0	0	8,000	8,000	8,000
22-6338-0010	0	0	0	0	0	0	0	1,000	1,000	1,000
22-6339-0001	0	0	0	0	0	0	0	100	100	100
22-6339-0002	0	0	0	0	0	0	0	10,100	10,100	10,100
22-6339-0003	0	0	0	0	0	0	0	200	200	200
22-6339-0004	0	0	0	0	0	0	0	100	100	100
22-6339-0005	0	0	0	0	0	0	0	100	100	100
22-6340-0001	0	0	26,604	1	6,625	0	33,229	79,000	112,229	112,229
22-6340-0002	0	0	0	0	0	0	0	0	0	0

COST OBJECT LISTING BY SUB PROGRAM
 2010-2011 GENERAL OPERATING BUDGET
 UNIVERSITY OF NEBRASKA - LINCOLN

INSTITUTE OF AGRICULTURE AND NATURAL RESOURCES

Print Date: 10/1/2010

SUBPROGRAM #/NAME: 63 Cooperative Extension Service

IANR-State General Fund-715 Revolving/Designated

COST OBJECT	FACULTY		NON FACULTY		EMPLOYEE BENEFITS	PERSONAL SERVICE CREDITS	TOTAL PERSONAL SERVICES	TOTAL OPERATING EXPENSES	TOTAL
	Dollar	FTE	Dollar	FTE					
22-6341-0001	0	0	0	0	0	0	0	5,600	5,600
22-6341-0002	0	0	0	0	0	0	0	2,000	2,000
22-6342-0001	0	0	0	0	0	0	0	42,000	42,000
22-6342-0002	0	0	32,858	1	8,182	0	41,040	48,000	89,040
22-6342-0004	0	0	0	0	0	0	0	21,010	21,010
22-6343-0002	851	0	25,351	1	6,524	0	32,726	12,000	44,726
22-6343-0004	0	0	0	0	0	0	0	500	500
22-6343-0005	0	0	0	0	0	0	0	2,000	2,000
22-6343-0006	0	0	0	0	0	0	0	5,000	5,000
22-6343-0008	0	0	0	0	0	0	0	4,000	4,000
22-6343-0009	0	0	0	0	0	0	0	5,000	5,000
22-6343-0010	0	0	0	0	0	0	0	3,000	3,000
22-6344-0001	0	0	0	0	0	0	0	0	0
22-6344-0002	0	0	0	0	0	0	0	0	0
22-6354-0001	0	0	0	0	0	0	0	1,000	1,000
22-6354-0002	0	0	0	0	0	0	0	2,000	2,000
22-6361-0001	0	0	0	0	0	0	0	17,000	17,000
22-6361-0002	0	0	0	0	0	0	0	5,000	5,000
22-6363-0001	0	0	161,200	3	40,139	0	201,339	44,000	245,339
TOTAL	12,061	0	872,908	29	220,735	0	1,105,704	1,570,721	2,676,425

UNL-Federal Advance-717 Federal/Restricted

COST OBJECT	FACULTY		NON FACULTY		EMPLOYEE BENEFITS	PERSONAL SERVICE CREDITS	TOTAL PERSONAL SERVICES	TOTAL OPERATING EXPENSES	TOTAL
	Dollar	FTE	Dollar	FTE					
25-6309-0004110	27,306	1	127,360	5	35,726	0	190,392	0	190,392
25-6309-0004210	25,761	1	82,666	3	25,047	0	133,474	0	133,474
25-6309-0004310	50,401	1	12,711	1	14,579	0	77,691	0	77,691
25-6309-0004410	23,971	1	96,804	4	27,899	0	148,674	0	148,674
25-6309-0004910	41,612	1	0	0	9,613	0	51,225	0	51,225
25-6309-0037003	0	0	0	0	0	0	0	0	0
25-6321-0177001	0	0	25,465	1	5,882	0	31,347	0	31,347
25-6322-0225209	54,595	1	0	0	12,612	0	67,207	0	67,207
25-6322-0225210	0	0	26,076	1	6,023	0	32,099	0	32,099
25-6322-0378210	29,253	1	0	0	6,757	0	36,010	0	36,010
25-6324-0053002	0	0	0	0	0	0	0	0	0
25-6324-0081002	0	0	123,030	3	28,421	0	151,451	0	151,451
25-6324-0095210	0	0	29,181	1	6,740	0	35,921	0	35,921
25-6329-0001209	0	0	0	0	0	0	0	0	0
25-6329-0002209	0	0	0	0	0	0	0	0	0
25-6329-0021100	8,178	0	0	0	1,889	0	10,067	0	10,067
25-6329-0025209	0	0	0	0	0	0	0	0	0
25-6329-0044002	0	0	13,104	0	3,027	0	16,131	0	16,131
25-6329-0044003	0	0	15,392	1	3,555	0	18,947	0	18,947
25-6329-0044004	0	0	15,080	1	3,484	0	18,564	0	18,564
25-6329-0047701	47,813	1	26,203	1	17,098	0	91,114	0	91,114
25-6329-0047703	0	0	37,747	1	8,720	0	46,467	0	46,467
25-6329-0047800	0	0	37,915	1	8,759	0	46,674	0	46,674
25-6338-0004210	0	0	23,812	1	5,501	0	29,313	0	29,313

COST OBJECT LISTING BY SUB PROGRAM
 2010-2011 GENERAL OPERATING BUDGET
 UNIVERSITY OF NEBRASKA - LINCOLN

INSTITUTE OF AGRICULTURE AND NATURAL RESOURCES

Print Date: 10/1/2010

SUBPROGRAM #/NAME: 63 Cooperative Extension Service
 UNL-Federal Advance-717 Federal/Restricted

COST OBJECT	FACULTY		NON FACULTY		EMPLOYEE BENEFITS	PERSONAL SERVICE CREDITS	TOTAL PERSONAL SERVICES	TOTAL OPERATING EXPENSES	TOTAL
	Dollar	FTE	Dollar	FTE					
25-6338-0333001	116,451	1	167,216	4	65,527	0	349,194	0	349,194
25-6340-0091210	63,513	1	0	0	14,672	0	78,185	0	78,185
25-6341-0119002	48,819	1	0	0	11,278	0	60,097	0	60,097
25-6343-0208001	39,578	1	32,077	1	16,553	0	88,208	0	88,208
TOTAL	577,251	10	891,839	26	339,362	0	1,808,452	0	1,808,452
UNL-Trust-Grant/Cont/Loan/End-718 Trust/Restricted									
COST OBJECT	FACULTY		NON FACULTY		EMPLOYEE BENEFITS	PERSONAL SERVICE CREDITS	TOTAL PERSONAL SERVICES	TOTAL OPERATING EXPENSES	TOTAL
	Dollar	FTE	Dollar	FTE					
26-6321-0120001	0	0	22,800	1	4,355	0	27,155	0	27,155
26-6321-0126001	0	0	38,892	1	7,428	0	46,320	0	46,320
26-6321-0137001	0	0	40,907	1	7,814	0	48,721	0	48,721
26-6321-0156001	0	0	22,800	1	4,355	0	27,155	0	27,155
26-6321-0169001	0	0	60,000	1	11,460	0	71,460	0	71,460
26-6336-0055904	0	0	0	0	0	0	0	0	0
26-6336-0055910	0	0	0	0	0	0	0	0	0
26-6336-0055912	0	0	0	0	0	0	0	0	0
26-6336-0067002	94,806	2	0	0	18,108	0	112,914	0	112,914
26-6336-0067003	0	0	25,316	1	4,835	0	30,151	0	30,151
26-6336-0067004	0	0	27,260	1	5,206	0	32,466	0	32,466
26-6336-0067005	28,026	1	0	0	5,353	0	33,379	0	33,379
26-6336-0067006	0	0	42,587	1	8,134	0	50,721	0	50,721
26-6336-0067007	0	0	28,315	1	5,408	0	33,723	0	33,723
26-6336-0067008	0	0	33,373	1	6,374	0	39,747	0	39,747
26-6336-0067009	23,971	1	101,963	4	24,053	0	149,987	0	149,987
26-6336-0067010	0	0	30,713	1	5,867	0	36,580	0	36,580
26-6336-0067011	0	0	28,065	1	5,360	0	33,425	0	33,425
26-6336-0067012	25,761	1	105,816	3	25,130	0	156,707	0	156,707
26-6336-0067013	0	0	26,520	1	5,067	0	31,587	0	31,587
26-6336-0067014	0	0	37,682	1	7,198	0	44,880	0	44,880
26-6336-0067015	0	0	27,870	1	5,323	0	33,193	0	33,193
26-6336-0067016	0	0	25,684	1	4,906	0	30,590	0	30,590
26-6336-0067017	0	0	29,225	1	5,582	0	34,807	0	34,807
26-6336-0067018	0	0	33,774	1	6,451	0	40,225	0	40,225
26-6338-0436001	0	0	14,281	0	2,727	0	17,008	0	17,008
26-6338-0455001	0	0	46,722	2	8,924	0	55,646	0	55,646
26-6340-0029005	0	0	13,265	1	2,534	0	15,799	0	15,799
26-6340-011001	0	0	40,208	1	7,679	0	47,887	0	47,887
26-6340-0154001	0	0	18,594	1	3,551	0	22,145	0	22,145
26-6341-0084001	0	0	7,839	0	1,497	0	9,336	0	9,336
26-6341-0087001	0	0	31,354	1	5,989	0	37,343	0	37,343
26-6341-0099001	0	0	54,704	2	10,448	0	65,152	0	65,152
26-6341-0108001	0	0	7,960	0	1,521	0	9,481	0	9,481
26-6346-0029001	0	0	42,761	1	8,167	0	50,928	0	50,928
26-6363-0035001	0	0	17,345	1	3,312	0	20,657	0	20,657
26-6364-0003003	0	0	0	0	0	0	0	0	0
26-6364-0011001	0	0	262,914	5	50,216	0	313,130	0	313,130
26-6365-0001002	0	0	162,819	1	31,098	0	193,917	0	193,917

COST OBJECT LISTING BY SUB PROGRAM
 2010-2011 GENERAL OPERATING BUDGET
 UNIVERSITY OF NEBRASKA - LINCOLN

INSTITUTE OF AGRICULTURE AND NATURAL RESOURCES

Print Date: 10/1/2010

SUBPROGRAM #/NAME: 63 Cooperative Extension Service

UNL-Trust-Grant/Cont/Loan/End-718 Trust/Restricted

COST OBJECT	FACULTY		NON FACULTY		EMPLOYEE BENEFITS	PERSONAL SERVICE CREDITS	PERSONAL SERVICES	TOTAL OPERATING EXPENSES	TOTAL
	Dollar	FTE	Dollar	FTE					
27-6320-0025001	0	0	47,429	1	9,058	0	56,487	0	56,487
27-6322-0319001	0	0	19,552	1	3,735	0	23,287	0	23,287
27-6324-0049001	0	0	14,242	0	2,720	0	16,962	0	16,962
27-6335-0001002	0	0	58,757	2	11,222	0	69,979	0	69,979
27-6335-0051001	0	0	61,689	2	11,784	0	73,473	0	73,473
27-6340-0002001	65,122	1	267,097	7	63,452	0	395,671	0	395,671
27-6340-0056001	6,626	0	0	0	1,266	0	7,892	0	7,892
27-6340-0066001	0	0	25,316	1	4,835	0	30,151	0	30,151
27-6340-0086001	0	0	45,334	1	8,659	0	53,993	0	53,993
27-6340-0138001	0	0	5,124	0	979	0	6,103	0	6,103
27-6340-0143001	0	0	25,316	1	4,835	0	30,151	0	30,151
27-6341-0081001	0	0	33,080	1	6,318	0	39,398	0	39,398
27-6341-0086001	0	0	25,316	1	4,835	0	30,151	0	30,151
27-6341-0114001	0	0	25,316	1	4,835	0	30,151	0	30,151
27-6342-0046001	0	0	25,316	1	4,835	0	30,151	0	30,151
27-6342-0095001	0	0	43,146	1	8,241	0	51,387	0	51,387
27-6342-0099001	0	0	8,409	1	1,606	0	10,015	0	10,015
27-6343-0048001	0	0	10,536	0	2,012	0	12,548	0	12,548
27-6343-0095001	0	0	6,329	0	1,208	0	7,537	0	7,537
27-6343-0096001	0	0	6,329	0	1,208	0	7,537	0	7,537
TOTAL	244,312	5	2,263,961	61	479,073	0	2,987,346	0	2,987,346

UNL-Auxiliary-719 Auxiliaries & Services/Restricted

COST OBJECT	FACULTY		NON FACULTY		EMPLOYEE BENEFITS	PERSONAL SERVICE CREDITS	PERSONAL SERVICES	TOTAL OPERATING EXPENSES	TOTAL
	Dollar	FTE	Dollar	FTE					
23-6324-0001	0	0	36,985	1	10,134	0	47,119	7,000	54,119
23-6340-0011	0	0	40,294	1	11,041	0	51,335	0	51,335
23-6343-0001	0	0	0	0	0	0	0	5,000	5,000
23-6343-0002	0	0	0	0	0	0	0	500	500
23-6343-0003	0	0	0	0	0	0	0	5,000	5,000
23-6363-0004	0	0	13,135	1	3,599	0	16,734	0	16,734
TOTAL	0	0	90,414	3	24,774	0	115,188	17,500	132,688
SUB PROGRAM TOTAL	16,561,914	228	8,608,282	212	6,014,669	0	31,184,865	2,955,836	34,140,701

SUBPROGRAM #/NAME: 64 Conservation and Survey Division

UNL-Trust-Grant/Cont/Loan/End-718 Trust/Restricted

COST OBJECT	FACULTY		NON FACULTY		EMPLOYEE BENEFITS	PERSONAL SERVICE CREDITS	PERSONAL SERVICES	TOTAL OPERATING EXPENSES	TOTAL
	Dollar	FTE	Dollar	FTE					
26-6445-0068008	0	0	41,127	1	7,856	0	48,983	0	48,983
TOTAL	0	0	41,127	1	7,856	0	48,983	0	48,983
SUB PROGRAM TOTAL	0	0	41,127	1	7,856	0	48,983	0	48,983

SUBPROGRAM #/NAME: 65 Nebraska Forest Service

Print Date: 10/1/2010

COST OBJECT LISTING BY SUB PROGRAM
 2010-2011 GENERAL OPERATING BUDGET
 UNIVERSITY OF NEBRASKA - LINCOLN
 INSTITUTE OF AGRICULTURE AND NATURAL RESOURCES

Print Date: 10/1/2010

SUBPROGRAM #/NAME: 65 Nebraska Forest Service

IANR-State General Fund-715 State & University Generated/Unrestricted

COST OBJECT		FACULTY		NON FACULTY		EMPLOYEE BENEFITS	PERSONAL SERVICE CREDITS	TOTAL PERSONAL SERVICES	TOTAL OPERATING EXPENSES	TOTAL
		Dollar	FTE	Dollar	FTE					
21-6553-0001	Nebr Forest Service - Operating	654,719	9	355,782	7	248,583	0	1,259,084	264,830	1,523,914
TOTAL		654,719	9	355,782	7	248,583	0	1,259,084	264,830	1,523,914

IANR-State General Fund-715 Revolving/Designated

COST OBJECT		FACULTY		NON FACULTY		EMPLOYEE BENEFITS	PERSONAL SERVICE CREDITS	TOTAL PERSONAL SERVICES	TOTAL OPERATING EXPENSES	TOTAL
		Dollar	FTE	Dollar	FTE					
22-6553-0001	Nebr Forest Service - Contracts	0	0	0	0	0	0	0	1,000	1,000
22-6553-0002	NFS-Ed/Outreach	0	0	0	0	0	0	0	2,000	2,000
22-6553-0003	NFS-Prop/Equip	0	0	0	0	0	0	0	1,000	1,000
22-6553-0004	NFS-Smokey Materials	0	0	0	0	0	0	0	18,000	18,000
22-6553-0006	NFS-Vehicles	0	0	0	0	0	0	0	10,000	10,000
TOTAL		0	0	0	0	0	0	0	32,000	32,000

UNL-Federal Advance-717 Federal/Restricted

COST OBJECT		FACULTY		NON FACULTY		EMPLOYEE BENEFITS	PERSONAL SERVICE CREDITS	TOTAL PERSONAL SERVICES	TOTAL OPERATING EXPENSES	TOTAL
		Dollar	FTE	Dollar	FTE					
25-6553-0001001	FS Cooperative Forestry Programs	127,374	2	403,574	10	122,649	0	653,597	0	653,597
25-6553-0026001	NE FOREST SERVICE	0	0	81,005	2	18,712	0	99,717	0	99,717
TOTAL		127,374	2	484,579	12	141,361	0	753,314	0	753,314

UNL-Trust-Grant/Cont/Loan/End-718 Trust/Restricted

COST OBJECT		FACULTY		NON FACULTY		EMPLOYEE BENEFITS	PERSONAL SERVICE CREDITS	TOTAL PERSONAL SERVICES	TOTAL OPERATING EXPENSES	TOTAL
		Dollar	FTE	Dollar	FTE					
26-6553-0001001	Lower Platte South Nrd	31,486	0	0	0	6,014	0	37,500	0	37,500
26-6553-0002001	Lower Loup Nrd	24,473	0	0	0	4,674	0	29,147	0	29,147
TOTAL		55,959	1	0	0	10,688	0	66,647	0	66,647

UNL-Auxiliary-719 Auxiliaries & Services/Restricted

COST OBJECT		FACULTY		NON FACULTY		EMPLOYEE BENEFITS	PERSONAL SERVICE CREDITS	TOTAL PERSONAL SERVICES	TOTAL OPERATING EXPENSES	TOTAL
		Dollar	FTE	Dollar	FTE					
23-6553-0001	Nebr Forest Service Conservation Trees	0	0	0	0	0	0	0	1,000	1,000
23-6553-0002	Nebr Forest Service Fire Shop	0	0	34,625	1	9,487	0	44,112	30,000	74,112
TOTAL		0	0	34,625	1	9,487	0	44,112	31,000	75,112
SUB PROGRAM TOTAL		838,052	12	874,986	20	410,119	0	2,123,157	327,830	2,450,987

SUBPROGRAM #/NAME: 66 Other IANR

IANR-State General Fund-715 State & University Generated/Unrestricted

COST OBJECT		FACULTY		NON FACULTY		EMPLOYEE BENEFITS	PERSONAL SERVICE CREDITS	TOTAL PERSONAL SERVICES	TOTAL OPERATING EXPENSES	TOTAL
		Dollar	FTE	Dollar	FTE					
21-6601-0001	IANR VC-General Operating	0	0	831,265	7	204,490	0	1,035,755	38,929	1,074,684
21-6601-0002	IANR VC-Institute Wide Activities	3,821	0	0	0	941	0	4,762	71,587	76,349
21-6601-0003	IANR VC-Postage	0	0	0	0	0	0	0	8,150	8,150
21-6601-0004	IANR VC-External Organizations	0	0	0	0	0	0	0	9,000	9,000
21-6601-0005	IANR VC-Farm Foundation	0	0	0	0	0	0	0	5,000	5,000
21-6601-0006	IANR VC-Special Events	0	0	0	0	0	0	0	29,000	29,000

COST OBJECT LISTING BY SUB PROGRAM
 2010-2011 GENERAL OPERATING BUDGET
 UNIVERSITY OF NEBRASKA - LINCOLN
 INSTITUTE OF AGRICULTURE AND NATURAL RESOURCES

Print Date: 10/1/2010

SUBPROGRAM #/NAME: 66 Other IANR

IANR-State General Fund-715 State & University Generated/Unrestricted

COST OBJECT	FACULTY		NON FACULTY		EMPLOYEE BENEFITS	PERSONAL SERVICE CREDITS	TOTAL PERSONAL SERVICES	TOTAL OPERATING EXPENSES	TOTAL
	Dollar	FTE	Dollar	FTE					
21-6601-0007	30,000	0	0	0	7,382	0	37,382	0	37,382
21-6601-0009	45,000	0	0	0	11,070	0	56,070	80,000	136,070
21-6601-0010	0	0	0	0	0	0	0	10,270	10,270
21-6601-0011	0	0	0	0	0	0	0	16,100	16,100
21-6603-0001	0	0	0	0	0	0	0	1,232,441	1,232,441
21-6603-0003	0	0	0	0	0	0	0	475,396	475,396
21-6603-0008	0	0	0	0	0	0	0	117,404	117,404
21-6614-0001	0	0	0	0	391,528	0	391,528	0	391,528
21-6616-0001	0	0	550,831	10	813,752	0	1,364,583	9,582	1,374,165
21-6617-0001	0	0	197,539	5	48,596	0	246,135	0	246,135
21-6617-0002	0	0	252,853	7	62,205	0	315,058	0	315,058
21-6617-0003	0	0	157,287	6	38,694	0	195,981	25,000	220,981
21-6617-0004	0	0	229,918	6	56,562	0	286,480	0	286,480
21-6617-0005	0	0	76,433	2	18,802	0	95,235	0	95,235
21-6633-0001	0	0	100,668	1	24,764	0	125,432	0	125,432
21-6649-0001	0	0	217,375	5	53,473	0	270,848	746,166	1,017,014
21-6649-0002	0	0	13,008	0	3,200	0	16,208	537,194	553,402
21-6656-0004	0	0	0	0	0	0	0	40,925	40,925
21-6657-0001	0	0	0	0	0	0	0	533,086	533,086
21-6658-0001	344,643	3	434,751	7	191,730	0	971,124	102,812	1,073,936
21-6659-0001	0	0	198,161	3	48,747	0	246,908	457,787	704,695
21-6663-0001	0	0	71,960	2	17,702	0	89,662	29	89,691
21-6699-0001	5,788,112	49	684,181	7	1,235,831	0	7,708,124	0	7,708,124
21-6699-0002	-4,713	0	0	0	158,034	0	153,321	0	153,321
21-6699-0004	916,222	6	0	0	22,870	0	939,092	577,774	1,516,866
TOTAL	7,123,085	59	4,016,230	68	3,410,373	0	14,549,688	4,876,724	19,426,412

IANR-State General Fund-715 Revolving/Designated

COST OBJECT	FACULTY		NON FACULTY		EMPLOYEE BENEFITS	PERSONAL SERVICE CREDITS	TOTAL PERSONAL SERVICES	TOTAL OPERATING EXPENSES	TOTAL
	Dollar	FTE	Dollar	FTE					
22-6603-0001	0	0	0	0	0	0	0	-5,769,704	-5,769,704
22-6603-0005	0	0	0	0	0	0	0	15,000	15,000
22-6603-0006	0	0	0	0	0	0	0	75,000	75,000
22-6616-0001	0	0	0	0	0	0	0	5,000	5,000
22-6616-0002	0	0	83,605	2	20,818	0	104,423	5,000	109,423
22-6633-0002	0	0	0	0	0	0	0	3,500	3,500
22-6649-0001	0	0	1,448,573	32	360,695	0	1,809,268	15,148	1,824,416
22-6649-0002	0	0	0	0	0	0	0	100,000	100,000
22-6649-0003	0	0	0	0	0	0	0	139,517	139,517
22-6649-0005	0	0	0	0	0	0	0	6,000	6,000
22-6649-0006	0	0	3,388	0	843	0	4,231	1,400	5,631
22-6649-0007	0	0	8,625	0	2,148	0	10,773	10,839	21,612
22-6649-0008	0	0	0	0	0	0	0	120,721	120,721
22-6649-0009	0	0	0	0	0	0	0	66,223	66,223
22-6649-0010	0	0	0	0	0	0	0	882	882
TOTAL	0	0	1,544,191	34	384,504	0	1,928,695	-5,205,474	-3,276,779

COST OBJECT LISTING BY SUB PROGRAM
 2010-2011 GENERAL OPERATING BUDGET
 UNIVERSITY OF NEBRASKA - LINCOLN
 INSTITUTE OF AGRICULTURE AND NATURAL RESOURCES

Print Date: 10/1/2010

SUBPROGRAM #/NAME: 66 Other IANR

COST OBJECT	FACULTY		NON FACULTY		EMPLOYEE BENEFITS	PERSONAL SERVICE CREDITS	TOTAL PERSONAL SERVICES	TOTAL OPERATING EXPENSES	TOTAL
	Dollar	FTE	Dollar	FTE					
21-6699-4007	0	0	0	0	0	0	0	1,600,000	1,600,000
Budget Adjustment Unalloc F&A									1,600,000
TOTAL									1,600,000

UNL-Trust-Grant/Loan/End-718 Trust/Restricted

COST OBJECT	FACULTY		NON FACULTY		EMPLOYEE BENEFITS	PERSONAL SERVICE CREDITS	TOTAL PERSONAL SERVICES	TOTAL OPERATING EXPENSES	TOTAL
	Dollar	FTE	Dollar	FTE					
27-6601-0001002	0	0	15,000	0	2,865	0	17,865	0	17,865
27-6601-0004001	10,000	0	0	0	1,910	0	11,910	0	11,910
27-6633-0001001	0	0	41,743	1	7,973	0	49,716	0	49,716
27-6638-0001001	0	0	149,835	4	28,618	0	178,453	0	178,453
TOTAL									257,944

UNL-Auxiliary-719 Auxiliaries & Services/Restricted

COST OBJECT	FACULTY		NON FACULTY		EMPLOYEE BENEFITS	PERSONAL SERVICE CREDITS	TOTAL PERSONAL SERVICES	TOTAL OPERATING EXPENSES	TOTAL
	Dollar	FTE	Dollar	FTE					
23-6649-0001	0	0	72,949	2	19,988	0	92,937	27,051	119,988
23-6697-0001	0	0	0	0	0	0	0	207,026	207,026
TOTAL									327,014
SUB PROGRAM TOTAL									18,334,591

SUBPROGRAM #/NAME: 68 IANR International Programs

COST OBJECT	FACULTY		NON FACULTY		EMPLOYEE BENEFITS	PERSONAL SERVICE CREDITS	TOTAL PERSONAL SERVICES	TOTAL OPERATING EXPENSES	TOTAL
	Dollar	FTE	Dollar	FTE					
21-6805-0001	188,640	2	0	0	46,405	0	235,045	0	235,045
TOTAL									235,045

UNL-Federal Advance-717 Federal/Restricted

COST OBJECT	FACULTY		NON FACULTY		EMPLOYEE BENEFITS	PERSONAL SERVICE CREDITS	TOTAL PERSONAL SERVICES	TOTAL OPERATING EXPENSES	TOTAL
	Dollar	FTE	Dollar	FTE					
25-6805-0016022	47,342	1	259,743	3	70,936	0	378,021	0	378,021
25-6805-0043001	0	0	0	0	0	0	0	0	0
25-6805-0043002	0	0	17,304	0	3,996	0	21,300	0	21,300
25-6805-0043070	47,342	1	0	0	10,935	0	58,277	0	58,277
TOTAL									457,598
SUB PROGRAM TOTAL									692,643

SUBPROGRAM #/NAME: 74 Agency Funds

COST OBJECT	FACULTY		NON FACULTY		EMPLOYEE BENEFITS	PERSONAL SERVICE CREDITS	TOTAL PERSONAL SERVICES	TOTAL OPERATING EXPENSES	TOTAL
	Dollar	FTE	Dollar	FTE					
25-7408-0001001	0	0	0	0	0	0	0	4,500	4,500
25-7408-0002001	0	0	0	0	0	0	0	788,163	788,163
TOTAL									4,500
TOTAL									788,163

COST OBJECT LISTING BY SUB PROGRAM
 2010-2011 GENERAL OPERATING BUDGET
 UNIVERSITY OF NEBRASKA - LINCOLN
 INSTITUTE OF AGRICULTURE AND NATURAL RESOURCES

Print Date: 10/1/2010

SUBPROGRAM #/NAME: 74 Agency Funds

COST OBJECT	UNL-Federal Advance-717 Federal/Restricted	FACULTY		NON FACULTY		EMPLOYEE BENEFITS	PERSONAL SERVICE CREDITS	TOTAL PERSONAL SERVICES	TOTAL OPERATING EXPENSES	TOTAL
		Dollar	FTE	Dollar	FTE					
25-7408-0004001	Agency-Operations-IANR	0	0	570,893	16	131,877	0	702,770	0	702,770
TOTAL		0	0	570,893	16	131,877	0	702,770	792,663	1,495,433
UNL-Trust-Grant/Cont/Loan/End-718 Trust/Restricted										
COST OBJECT	UNL-Trust-Grant/Cont/Loan/End-718 Trust/Restricted	FACULTY		NON FACULTY		EMPLOYEE BENEFITS	PERSONAL SERVICE CREDITS	TOTAL PERSONAL SERVICES	TOTAL OPERATING EXPENSES	TOTAL
		Dollar	FTE	Dollar	FTE					
26-7407-0010001	A*Dec	0	0	339,923	3	64,924	0	404,847	0	404,847
26-7408-0030001	Agency-Operations-IANR	0	0	2,816,856	84	538,019	0	3,354,875	0	3,354,875
TOTAL		0	0	3,156,779	86	602,943	0	3,759,722	0	3,759,722
SUB PROGRAM TOTAL		0	0	3,727,672	102	734,820	0	4,462,492	792,663	5,255,155

SUBPROGRAM #/NAME: 98 Company Balance Sheets

Print Date: 10/1/2010

COST OBJECT	UNL-Federal Letter of Credit-716 Federal/Restricted	FACULTY		NON FACULTY		EMPLOYEE BENEFITS	PERSONAL SERVICE CREDITS	TOTAL PERSONAL SERVICES	TOTAL OPERATING EXPENSES	TOTAL
		Dollar	FTE	Dollar	FTE					
24-9879-0020	IANR Budget Adjustments	-64,831	0	0	0	-33,495	0	-98,326	1,339,617	1,241,291
TOTAL		-64,831	0	0	0	-33,495	0	-98,326	1,339,617	1,241,291
UNL-Federal Advance-717 Federal/Restricted										
COST OBJECT	UNL-Federal Advance-717 Federal/Restricted	FACULTY		NON FACULTY		EMPLOYEE BENEFITS	PERSONAL SERVICE CREDITS	TOTAL PERSONAL SERVICES	TOTAL OPERATING EXPENSES	TOTAL
		Dollar	FTE	Dollar	FTE					
25-9879-0020	IANR Budget Adjustments	2,701,620	0	0	0	531,675	0	3,233,295	14,653,951	17,887,246
25-9879-7410	IANR Budget Adjustments-Agency	0	0	0	0	0	0	0	566,048	566,048
TOTAL		2,701,620	0	0	0	531,675	0	3,233,295	15,219,999	18,453,294

SUBPROGRAM #/NAME: 74 Agency Funds

COST OBJECT	UNL-Trust-Grant/Cont/Loan/End-718 Trust/Restricted	FACULTY		NON FACULTY		EMPLOYEE BENEFITS	PERSONAL SERVICE CREDITS	TOTAL PERSONAL SERVICES	TOTAL OPERATING EXPENSES	TOTAL
		Dollar	FTE	Dollar	FTE					
26-9879-0020	IANR Budget Adjustments	-2,302,337	18	0	0	-439,745	0	-2,742,082	10,976,047	8,233,965
27-9879-0020	IANR Budget Adjustments	-242,551	0	0	0	-46,325	0	-288,876	4,009,397	3,720,521
TOTAL		-2,544,888	18	0	0	-486,070	0	-3,030,958	14,985,444	11,954,486
SUB PROGRAM TOTAL		91,901	18	0	0	12,110	0	104,011	31,545,060	31,649,071

COST OBJECT LISTING BY SUB PROGRAM
2010-2011 GENERAL OPERATING BUDGET
NEBRASKA COLLEGE OF TECHNICAL AGRICULTURE

Print Date: 10/1/2010

SUBPROGRAM #/NAME: 67 Nebraska College of Technical Agriculture
NCTA-State General Fund-713 State & University Generated/Unrestricted

COST OBJECT	FACULTY		NON FACULTY		EMPLOYEE BENEFITS	PERSONAL SERVICE CREDITS	TOTAL PERSONAL SERVICES	TOTAL OPERATING EXPENSES	TOTAL
	Dollar	FTE	Dollar	FTE					
21-6730-0010	0	0	195,446	2	53,356	0	248,802	37,000	285,802
21-6730-0020	0	0	75,456	2	20,599	0	96,055	7,156	103,211
21-6730-0030	0	0	0	0	8,895	0	8,895	31,033	39,928
21-6730-0031	0	0	0	0	0	0	0	504,607	504,607
21-6730-0040	0	0	42,620	1	11,636	0	54,256	27,200	81,456
21-6740-0010	112,967	3	9,706	0	33,490	0	156,163	12,000	168,163
21-6740-0020	227,349	5	33,515	1	71,218	0	332,082	74,500	406,582
21-6740-0030	194,136	4	22,688	1	59,193	0	276,017	52,300	328,317
21-6740-0040	73,000	2	0	0	19,929	0	92,929	26,000	118,929
21-6740-0050	38,000	1	0	0	10,374	0	48,374	12,000	60,374
21-6750-0010	0	0	133,136	3	36,346	0	169,482	28,832	198,314
21-6750-0020	0	0	34,982	1	9,550	0	44,532	16,362	60,894
21-6750-0030	0	0	123,797	4	33,798	0	157,595	94,000	251,595
21-6760-0010	0	0	152,615	4	41,665	0	194,280	33,000	227,280
21-6760-0011	0	0	135,471	6	36,986	0	172,457	10,700	183,157
21-6760-0012	0	0	21,646	1	5,911	0	27,557	18,000	45,557
21-6799-0001	291,866	0	0	0	120,947	0	412,813	68,319	481,132
TOTAL	937,318	21	981,078	26	573,893	0	2,492,289	1,053,009	3,545,298

NCTA-State General Fund-713 Revolving/Designated

COST OBJECT	FACULTY		NON FACULTY		EMPLOYEE BENEFITS	PERSONAL SERVICE CREDITS	TOTAL PERSONAL SERVICES	TOTAL OPERATING EXPENSES	TOTAL
	Dollar	FTE	Dollar	FTE					
22-6730-0011	0	0	0	0	0	0	0	25,000	25,000
22-6730-0020	0	0	0	0	0	0	0	2,500	2,500
22-6730-0021	0	0	4,000	0	182	0	4,182	146,730	150,912
22-6730-0030	0	0	0	0	0	0	0	43,674	43,674
22-6730-0031	0	0	0	0	0	0	0	34,880	34,880
22-6730-0040	0	0	0	0	0	0	0	2,500	2,500
22-6740-0010	0	0	0	0	0	0	0	3,300	3,300
22-6740-0020	0	0	0	0	0	0	0	20,000	20,000
22-6740-0030	0	0	0	0	0	0	0	7,500	7,500
22-6740-0040	0	0	0	0	0	0	0	2,500	2,500
22-6750-0010	0	0	0	0	0	0	0	2,500	2,500
22-6750-0011	0	0	0	0	0	0	0	6,734	6,734
22-6750-0020	0	0	0	0	0	0	0	2,500	2,500
22-6750-0030	0	0	0	0	0	0	0	3,000	3,000
22-6760-0010	0	0	0	0	0	0	0	2,500	2,500
TOTAL	0	0	4,000	0	182	0	4,182	305,818	310,000

UNL-Auxiliary-719 Auxiliaries & Services/Restricted

COST OBJECT	FACULTY		NON FACULTY		EMPLOYEE BENEFITS	PERSONAL SERVICE CREDITS	TOTAL PERSONAL SERVICES	TOTAL OPERATING EXPENSES	TOTAL
	Dollar	FTE	Dollar	FTE					
23-6730-0020	0	0	9,706	0	3,498	0	13,204	86,795	99,999
23-6730-0021	0	0	79,165	3	24,941	0	104,106	165,895	270,001
23-6730-0022	0	0	57,168	2	23,146	0	80,314	93,686	174,000
23-6730-0023	0	0	0	0	0	0	0	130,881	130,881
23-6730-0025	0	0	0	0	0	0	0	48,119	48,119
TOTAL	0	0	146,039	5	51,585	0	197,624	525,376	723,000

COST OBJECT LISTING BY SUB PROGRAM
 2010-2011 GENERAL OPERATING BUDGET
 NEBRASKA COLLEGE OF TECHNICAL AGRICULTURE

SUB PROGRAM TOTAL	937,318	21	1,131,117	31	625,660	0	2,694,095	1,884,203	4,578,298
--------------------------	----------------	-----------	------------------	-----------	----------------	----------	------------------	------------------	------------------

COST OBJECT LISTING BY SUB PROGRAM
 2010-2011 GENERAL OPERATING BUDGET
 UNIVERSITY OF NEBRASKA MEDICAL CENTER

Print Date: 10/1/2010

SUBPROGRAM #/NAME: 01 Academics Affairs

UNMC-State General Fund-731 State & University Generated/Unrestricted

COST OBJECT	FACULTY		NON FACULTY		EMPLOYEE BENEFITS	PERSONAL SERVICE CREDITS	TOTAL PERSONAL SERVICES	TOTAL OPERATING EXPENSES	TOTAL
	Dollar	FTE	Dollar	FTE					
31-0105-0016	0	0	0	1	0	0	0	0	0
31-0105-0034	0	0	51,066	1	13,124	0	64,190	11,910	76,100
31-0105-0044	0	0	132,745	3	34,116	0	166,861	3,380	170,241
31-0105-0046	10,896	0	205,288	1	58,035	0	274,219	0	274,219
31-0105-0047	0	0	0	0	0	0	0	0	0
31-0105-0048	0	0	0	0	0	0	0	0	0
31-0105-0052	0	0	55,940	1	14,376	0	70,316	80,082	150,398
31-0105-0064	0	0	131,071	1	37,356	0	168,427	0	168,427
31-0105-0094	30,635	0	0	0	7,873	0	38,508	0	38,508
31-0105-0114	0	0	38,959	1	10,012	0	48,971	1,000	49,971
31-0105-3000	0	0	0	0	0	0	0	0	0
31-0117-0002	0	0	179	3	0	0	179	0	179
TOTAL	41,531	0	615,248	12	174,892	0	831,671	96,372	928,043

UNMC-State General Fund-731 Cash & Student Contracts/Designated

COST OBJECT	FACULTY		NON FACULTY		EMPLOYEE BENEFITS	PERSONAL SERVICE CREDITS	TOTAL PERSONAL SERVICES	TOTAL OPERATING EXPENSES	TOTAL
	Dollar	FTE	Dollar	FTE					
31-0105-0014	0	0	159,144	12	170,898	0	330,042	15,529	345,571
31-0105-0024	0	0	319,231	8	142,438	0	461,669	11,364	473,033
TOTAL	0	0	478,375	20	313,336	0	791,711	26,893	818,604

UNMC-Trust-Grant/Cont/Loan/End-738 Trust/Restricted

COST OBJECT	FACULTY		NON FACULTY		EMPLOYEE BENEFITS	PERSONAL SERVICE CREDITS	TOTAL PERSONAL SERVICES	TOTAL OPERATING EXPENSES	TOTAL
	Dollar	FTE	Dollar	FTE					
36-0115-1002001	0	0	46,125	1	12,248	0	58,373	0	58,373
Academic Affairs	0	0	46,125	1	12,248	0	58,373	0	58,373
TOTAL	0	0	46,125	1	12,248	0	58,373	0	58,373

UNMC-Auxiliary-739 Auxiliaries & Services/Restricted

COST OBJECT	FACULTY		NON FACULTY		EMPLOYEE BENEFITS	PERSONAL SERVICE CREDITS	TOTAL PERSONAL SERVICES	TOTAL OPERATING EXPENSES	TOTAL
	Dollar	FTE	Dollar	FTE					
33-0107-1606	15,000	0	49,514	1	11,841	0	76,355	0	76,355
IRB Revolving Account	15,000	0	49,514	1	11,841	0	76,355	0	76,355
TOTAL	15,000	0	49,514	1	11,841	0	76,355	0	76,355
SUB PROGRAM TOTAL	56,531	0	1,189,262	34	512,317	0	1,758,110	123,265	1,881,375

SUBPROGRAM #/NAME: 04 School of Allied Health

UNMC-State General Fund-731 State & University Generated/Unrestricted

COST OBJECT	FACULTY		NON FACULTY		EMPLOYEE BENEFITS	PERSONAL SERVICE CREDITS	TOTAL PERSONAL SERVICES	TOTAL OPERATING EXPENSES	TOTAL
	Dollar	FTE	Dollar	FTE					
31-0401-0050	206,176	1	68,500	1	45,117	0	319,793	0	319,793
31-0401-0075	0	0	0	0	0	0	0	0	0
31-0401-0500	370,165	4	403,970	6	212,534	0	986,669	74,266	1,060,935
31-0403-0001	364,461	3	152,288	2	125,230	0	641,979	23,112	665,091
31-0403-3000	0	0	0	0	0	0	0	0	0
31-0405-0001	0	0	0	0	0	0	0	0	0
31-0409-0001	423,046	7	96,965	1	114,509	0	634,520	6,879	653,900
Allied Health Special Tuition Increase	206,176	1	68,500	1	45,117	0	319,793	0	319,793
SAHP PA & PT Increase Enrollment 2009	0	0	0	0	0	0	0	0	0
SAHP Online Worldwide	370,165	4	403,970	6	212,534	0	986,669	74,266	1,060,935
Phy Asst Training Program	364,461	3	152,288	2	125,230	0	641,979	23,112	665,091
COSTSHARING 34-5228-1003-001	0	0	0	0	0	0	0	0	0
School Clinical Perfusion Sci	0	0	0	0	0	0	0	0	0
CLS (Clinical Lab Science)	423,046	7	96,965	1	114,509	0	634,520	6,879	653,900

COST OBJECT LISTING BY SUB PROGRAM
 2010-2011 GENERAL OPERATING BUDGET
 UNIVERSITY OF NEBRASKA MEDICAL CENTER

Print Date: 10/1/2010

SUBPROGRAM #/NAME: 04 School of Allied Health

UNMC-State General Fund-731 State & University Generated/Unrestricted

COST OBJECT	FACULTY		NON FACULTY		EMPLOYEE BENEFITS	PERSONAL SERVICE CREDITS	PERSONAL SERVICES	TOTAL OPERATING EXPENSES
	Dollar	FTE	Dollar	FTE				
31-0409-3000	0	0	13,824	0	463	0	14,287	0
31-0411-0001	803,421	9	67,830	1	202,563	0	1,073,814	42,078
31-0411-3001	2,247	0	0	0	577	0	2,824	0
31-0411-3002	2,277	0	0	0	0	0	2,277	0
31-0411-3003	13,558	0	0	0	3,484	0	17,042	0
TOTAL	2,185,351	24	803,377	11	704,477	0	3,693,205	165,715

UNMC-State General Fund-731 Auxiliaries & Services/Restricted

COST OBJECT	FACULTY		NON FACULTY		EMPLOYEE BENEFITS	PERSONAL SERVICE CREDITS	PERSONAL SERVICES	TOTAL OPERATING EXPENSES
	Dollar	FTE	Dollar	FTE				
33-0451-3004	0	0	3,603	0	661	0	4,264	0
TOTAL	0	0	3,603	0	661	0	4,264	0

UNMC-State General Fund-731 Cash & Student Contracts/Designated

COST OBJECT	FACULTY		NON FACULTY		EMPLOYEE BENEFITS	PERSONAL SERVICE CREDITS	PERSONAL SERVICES	TOTAL OPERATING EXPENSES
	Dollar	FTE	Dollar	FTE				
31-0401-0001	567,595	7	496,958	8	261,385	0	1,325,938	23,400
TOTAL	567,595	7	496,958	8	261,385	0	1,325,938	23,400

UNMC-Federal Advance-737 Federal/Restricted

COST OBJECT	FACULTY		NON FACULTY		EMPLOYEE BENEFITS	PERSONAL SERVICE CREDITS	PERSONAL SERVICES	TOTAL OPERATING EXPENSES
	Dollar	FTE	Dollar	FTE				
35-0401-2001001	0	0	36,756	0	8,693	0	45,449	0
35-0403-3003001	7,572	0	0	0	1,792	0	9,364	0
TOTAL	7,572	0	36,756	0	10,485	0	54,813	0

UNMC-Trust-Grant/Cont/Loan/End-738 Trust/Restricted

COST OBJECT	FACULTY		NON FACULTY		EMPLOYEE BENEFITS	PERSONAL SERVICE CREDITS	PERSONAL SERVICES	TOTAL OPERATING EXPENSES
	Dollar	FTE	Dollar	FTE				
36-0401-2004006	14,229	0	0	0	3,778	0	18,007	0
36-0401-3002001	14,334	0	0	0	3,805	0	18,139	0
36-0411-2014001	3,699	0	2,961	0	1,769	0	8,429	0
36-0411-2015001	2,113	0	2,781	0	1,300	0	6,194	0
36-0411-2018001	11,439	0	2,333	0	3,656	0	17,428	0
TOTAL	45,814	1	8,075	0	14,308	0	68,197	0

UNMC-Auxiliary-739 Auxiliaries & Services/Restricted

COST OBJECT	FACULTY		NON FACULTY		EMPLOYEE BENEFITS	PERSONAL SERVICE CREDITS	PERSONAL SERVICES	TOTAL OPERATING EXPENSES
	Dollar	FTE	Dollar	FTE				
33-0411-0146	0	0	15,609	0	2,865	0	18,474	0
33-0451-0016	0	0	27,531	0	5,053	0	32,584	0
33-0451-0017	0	0	31,432	1	5,767	0	37,199	0
33-0451-0026	0	0	10,803	0	1,983	0	12,786	0
33-0451-0035	0	0	41,342	1	7,587	0	48,929	0
33-0451-0080	0	0	37,812	1	6,940	0	44,752	0
33-0451-0085	0	0	0	0	0	0	0	0
33-0451-0236	0	0	0	0	0	0	0	0

COST OBJECT LISTING BY SUB PROGRAM
 2010-2011 GENERAL OPERATING BUDGET
 UNIVERSITY OF NEBRASKA MEDICAL CENTER

Print Date: 10/1/2010

SUBPROGRAM #/NAME: 04 School of Allied Health
 UNMC-Auxiliary-739 Auxiliaries & Services/Restricted

COST OBJECT	FACULTY		NON FACULTY		EMPLOYEE BENEFITS	PERSONAL SERVICE CREDITS	TOTAL PERSONAL SERVICES	TOTAL OPERATING EXPENSES	TOTAL
	Dollar	FTE	Dollar	FTE					
33-0451-0446 Allied Health Cont Ed	8,763	0	47,693	1	10,360	0	66,816	0	66,816
33-0451-2050 Clinical Perfusion-ERT	0	0	2,510	0	461	0	2,971	0	2,971
33-0452-0227 Distance Learning Option-PA Program	0	0	0	0	0	0	0	0	0
TOTAL	8,763	0	214,732	5	41,016	0	264,511	0	264,511
SUB PROGRAM TOTAL	2,815,095	33	1,563,501	25	1,032,332	0	5,410,928	189,115	5,600,043

Print Date: 10/1/2010

SUBPROGRAM #/NAME: 09 College of Dentistry

COST OBJECT	FACULTY		NON FACULTY		EMPLOYEE BENEFITS	PERSONAL SERVICE CREDITS	TOTAL PERSONAL SERVICES	TOTAL OPERATING EXPENSES	TOTAL
	Dollar	FTE	Dollar	FTE					
31-0901-0004 Dean College of Dentistry	478,051	4	877,180	12	346,769	0	1,702,000	53,516	1,755,516
31-0901-0050 COD Special Tuition Increase	251,170	2	0	0	0	0	251,170	10,000	261,170
31-0901-3001 COSTSHARING/ 36-0905-1001-001	0	0	0	0	0	0	0	0	0
31-0901-3003 COSTSHARING/ 36-0115-1002-002	7,035	0	0	0	1,808	0	8,843	0	8,843
31-0905-0001 COD Graduate Research	0	0	36,000	0	0	0	36,000	0	36,000
31-0905-0011 General Dentistry Travel	0	0	0	0	0	0	0	6,333	6,333
31-0905-0024 Computer Support	0	0	171,229	3	44,005	0	215,234	39,694	254,928
31-0905-0191 General Dentistry Departmental Research	0	0	158,871	2	43,504	0	202,375	54,328	256,703
31-0910-0001 COD Dental Hygiene	276,816	4	94,023	2	88,624	0	459,463	4,378	463,841
31-0915-0001 COD Oral Biology	1,260,214	13	189,524	3	371,041	0	1,820,779	31,483	1,852,262
31-0915-0004 COST SHARING FOR 36-0915-2019-003	0	0	0	0	0	0	0	0	0
31-0920-0001 COD Growth & Development	775,027	8	59,194	1	173,736	0	1,007,957	16,834	1,024,791
31-0920-3002 COSTSHARING/ 36-0115-1001-001	9,849	0	0	0	0	0	9,849	0	9,849
31-0925-0001 Surgical Specialties	914,630	8	305,671	4	310,469	0	1,530,770	13,942	1,544,712
31-0930-0001 COD Adult Restorative Dentistry	1,491,259	15	182,534	4	430,165	0	2,103,958	19,170	2,123,128
31-0935-0005 POE-Diagnostic Dental Education	82,120	1	0	0	0	0	82,120	0	82,120
31-0935-0011 COD Learning Resources	0	0	102,096	3	26,238	0	128,334	0	128,334
31-0937-0001 Hospital Dentistry	0	0	0	0	0	0	0	0	0
31-0937-3000 COSTSHARING/ 34-5507-1022-018	0	0	0	0	0	0	0	0	0
31-0937-3003 COSTSHARING/ 36-0905-1008-001	0	0	0	0	0	0	0	0	0
31-0937-3004 COSTSHARING/ 34-5507-1022-019	0	0	0	0	0	0	0	0	0
TOTAL	5,546,171	55	2,176,322	33	1,836,359	0	9,558,852	249,678	9,808,530

SUBPROGRAM #/NAME: UNMC-Federal Letter of Credit-736 Federal/Restricted

COST OBJECT	FACULTY		NON FACULTY		EMPLOYEE BENEFITS	PERSONAL SERVICE CREDITS	TOTAL PERSONAL SERVICES	TOTAL OPERATING EXPENSES	TOTAL
	Dollar	FTE	Dollar	FTE					
34-0915-1001003 Training in Primary Care and Dentistry	14,030	0	20,974	1	8,278	0	43,282	0	43,282
34-0915-2008006 Activation of NF-KB in GLIAL Cells & CNS	0	0	0	0	0	0	0	0	0
34-0915-2009001 Statin & Phenylacetate in MPTP Model	0	0	0	0	0	0	0	0	0
34-0915-2011001 COD	32,838	0	12,896	0	10,818	0	56,552	0	56,552
34-0915-2012014 COD	28,958	0	33,665	1	14,813	0	77,436	0	77,436
34-0915-2013001 COD Oral Biology	50,073	1	70,283	2	28,468	0	148,824	0	148,824
34-0915-2014107 Administrative Core	178,171	1	38,046	1	51,140	0	267,357	0	267,357
34-0915-2014117 Project 1A	0	0	0	0	0	0	0	0	0
34-0915-2014127 Project 1B	0	0	8,750	0	2,070	0	10,820	0	10,820
34-0915-2014207 Pilot 7-DNA Damage Activation of ATR Sig	0	0	6,434	0	1,521	0	7,955	0	7,955

COST OBJECT LISTING BY SUB PROGRAM
 2010-2011 GENERAL OPERATING BUDGET
 UNIVERSITY OF NEBRASKA MEDICAL CENTER

Print Date: 10/1/2010

SUBPROGRAM #/NAME: 09 College of Dentistry
 UNMC-Federal Letter of Credit-736 Federal/Restricted

COST OBJECT	FACULTY		NON FACULTY		EMPLOYEE BENEFITS	PERSONAL SERVICE CREDITS	PERSONAL SERVICES	TOTAL OPERATING EXPENSES	TOTAL
	Dollar	FTE	Dollar	FTE					
34-0915-2014307	37,687	1	37,500	1	17,783	0	92,970	0	92,970
34-0915-2014507	0	0	0	0	0	0	0	0	0
34-0915-2014607	14,074	0	41,418	1	13,099	0	68,591	0	68,591
34-0915-2014807	38,063	1	38,570	1	18,125	0	94,758	0	94,758
34-0915-2014907	0	0	0	0	0	0	0	0	0
34-0915-2015001	23,166	0	31,299	1	12,882	0	67,347	0	67,347
34-0915-2016207	0	0	42,422	1	10,034	0	52,456	0	52,456
34-0915-2016307	0	0	8,750	0	2,070	0	10,820	0	10,820
TOTAL	417,060	4	391,007	11	191,101	0	999,168	0	999,168

UNMC-Trust-Grant/Cont/Loan/End-738 Trust/Restricted

COST OBJECT	FACULTY		NON FACULTY		EMPLOYEE BENEFITS	PERSONAL SERVICE CREDITS	PERSONAL SERVICES	TOTAL OPERATING EXPENSES	TOTAL
	Dollar	FTE	Dollar	FTE					
36-0915-2028001	0	0	19,344	1	5,136	0	24,480	0	24,480
36-0915-2029001	27,542	0	73,579	2	26,849	0	127,970	0	127,970
37-0901-1002001	0	0	9,545	0	2,534	0	12,079	0	12,079
37-0901-3001001	5,000	0	0	0	1,327	0	6,327	0	6,327
37-0905-1005001	5,000	0	0	0	1,327	0	6,327	0	6,327
37-0905-1006001	10,000	0	0	0	2,656	0	12,656	0	12,656
37-0905-1007001	10,000	0	0	0	2,656	0	12,656	0	12,656
37-0905-1010001	64,272	0	360,609	10	112,817	0	537,698	0	537,698
37-0905-1010002	0	0	14,547	1	3,863	0	18,410	0	18,410
37-0905-1011001	25,000	0	0	0	6,639	0	31,639	0	31,639
37-0905-3003001	0	0	538	0	144	0	682	0	682
37-0930-1005001	4,000	0	0	0	1,062	0	5,062	0	5,062
TOTAL	150,814	1	478,162	13	167,010	0	795,986	0	795,986

UNMC-Auxiliary-739 Auxiliaries & Services/Restricted

COST OBJECT	FACULTY		NON FACULTY		EMPLOYEE BENEFITS	PERSONAL SERVICE CREDITS	PERSONAL SERVICES	TOTAL OPERATING EXPENSES	TOTAL
	Dollar	FTE	Dollar	FTE					
33-0963-0010	0	0	18,252	1	3,349	0	21,601	0	21,601
33-0963-0066	0	0	11,398	0	120	0	11,518	0	11,518
33-0963-0100	0	0	48,156	2	8,836	0	56,992	755,000	811,992
33-0963-0105	0	0	0	0	0	0	0	2,000	2,000
33-0963-0106	0	0	0	0	0	0	0	105,500	105,500
33-0963-0200	0	0	0	0	0	0	0	117,500	117,500
33-0963-0438	0	0	0	0	0	0	0	0	0
33-0963-0976	0	0	9,645	0	1,771	0	11,416	0	11,416
33-0963-1530	120,910	2	29,070	0	27,524	0	177,504	0	177,504
TOTAL	120,910	2	116,521	3	41,600	0	279,031	980,000	1,259,031

SUB PROGRAM TOTAL

Print Date: 10/1/2010

SUB PROGRAM TOTAL	6,234,955	62	3,162,012	60	2,236,070	0	11,633,037	1,229,678	12,862,715
--------------------------	------------------	-----------	------------------	-----------	------------------	----------	-------------------	------------------	-------------------

SUBPROGRAM #/NAME: 12 Graduate College

UNMC-State General Fund-731 State & University Generated/Unrestricted

COST OBJECT	FACULTY		NON FACULTY		EMPLOYEE BENEFITS	PERSONAL SERVICE CREDITS	PERSONAL SERVICES	TOTAL OPERATING EXPENSES	TOTAL
	Dollar	FTE	Dollar	FTE					
TOTAL	0	0	0	0	0	0	0	0	0

COST OBJECT LISTING BY SUB PROGRAM
 2010-2011 GENERAL OPERATING BUDGET
 UNIVERSITY OF NEBRASKA MEDICAL CENTER

Print Date: 10/1/2010

SUBPROGRAM #/NAME: 12 Graduate College
 UNMC-State General Fund-731 State & University Generated/Unrestricted

COST OBJECT	FACULTY		NON FACULTY		EMPLOYEE BENEFITS	PERSONAL SERVICE CREDITS	TOTAL PERSONAL SERVICES	TOTAL OPERATING EXPENSES	TOTAL
	Dollar	FTE	Dollar	FTE					
31-1201-0004	14,827	0	371,109	6	100,400	0	486,336	28,116	514,452
31-1201-0044	0	0	0	0	0	0	0	21,133	21,133
31-1201-0094	0	0	202,203	0	0	0	202,203	0	202,203
31-1201-0104	0	0	598,932	0	0	0	598,932	0	598,932
31-1201-3002	0	0	0	0	0	0	0	0	0
31-1201-3007	0	0	2,942	0	756	0	3,698	0	3,698
31-1203-0001	0	0	69,124	1	10,008	0	79,132	0	79,132
31-1209-0001	4,605	0	0	5	0	0	4,605	0	4,605
31-1209-0020	-117,152	0	117,152	2	0	0	0	0	0
31-1209-0100	0	0	0	2	0	0	0	0	0
31-1209-0200	-5,000	0	5,000	3	0	0	0	0	0
TOTAL	-102,720	0	1,366,462	19	111,164	0	1,374,906	49,249	1,424,155
SUB PROGRAM TOTAL									1,424,155

Print Date: 10/1/2010

SUBPROGRAM #/NAME: 16 McGoogan Library of Medicine
 UNMC-State General Fund-731 State & University Generated/Unrestricted

COST OBJECT	FACULTY		NON FACULTY		EMPLOYEE BENEFITS	PERSONAL SERVICE CREDITS	TOTAL PERSONAL SERVICES	TOTAL OPERATING EXPENSES	TOTAL
	Dollar	FTE	Dollar	FTE					
31-1601-0006	678,557	11	695,494	16	344,177	0	1,718,228	0	1,718,228
31-1601-0007	3,057	0	0	0	0	0	3,057	0	3,057
31-1601-3005	0	0	7,113	0	1,828	0	8,941	0	8,941
31-1601-3006	3,057	0	0	0	786	0	3,843	0	3,843
31-1603-0006	0	0	0	0	0	0	0	97,742	97,742
31-1605-0006	0	0	0	0	0	0	0	100,000	100,000
31-1607-0006	0	0	0	0	0	0	0	700,000	700,000
TOTAL	684,671	12	702,607	16	346,791	0	1,734,069	897,742	2,631,811
SUB PROGRAM TOTAL									2,631,811

Print Date: 10/1/2010

SUBPROGRAM #/NAME: 18 College of Nursing
 UNMC-Trust-Grant/Cont/Loan/End-738 Trust/Restricted

COST OBJECT	FACULTY		NON FACULTY		EMPLOYEE BENEFITS	PERSONAL SERVICE CREDITS	TOTAL PERSONAL SERVICES	TOTAL OPERATING EXPENSES	TOTAL
	Dollar	FTE	Dollar	FTE					
36-1603-4001004	57,756	1	0	0	15,336	0	73,092	0	73,092
TOTAL	57,756	1	0	0	15,336	0	73,092	0	73,092
SUB PROGRAM TOTAL									73,092

COST OBJECT	FACULTY		NON FACULTY		EMPLOYEE BENEFITS	PERSONAL SERVICE CREDITS	TOTAL PERSONAL SERVICES	TOTAL OPERATING EXPENSES	TOTAL
	Dollar	FTE	Dollar	FTE					
33-1652-5001	26,167	1	44,968	2	13,054	0	84,189	132,453	216,642
TOTAL	26,167	1	44,968	2	13,054	0	84,189	132,453	216,642
SUB PROGRAM TOTAL									216,642

Print Date: 10/1/2010

SUBPROGRAM #/NAME: 18 College of Nursing

COST OBJECT LISTING BY SUB PROGRAM
 2010-2011 GENERAL OPERATING BUDGET
 UNIVERSITY OF NEBRASKA MEDICAL CENTER

Print Date: 10/1/2010

SUBPROGRAM #/NAME: 18 College of Nursing

UNMC-State General Fund-731 State & University Generated/Unrestricted

COST OBJECT	FACULTY		NON FACULTY		EMPLOYEE BENEFITS	PERSONAL SERVICE CREDITS	TOTAL PERSONAL SERVICES	TOTAL OPERATING EXPENSES	TOTAL
	Dollar	FTE	Dollar	FTE					
31-1801-0010	828,790	8	717,059	7	184,591	0	1,730,440	0	1,730,440
31-1801-0015	231,185	4	24,174	0	62,338	0	317,697	0	317,697
31-1801-0016	69,051	1	144,216	1	0	0	213,267	0	213,267
31-1801-0034	0	0	47,000	1	12,079	0	59,079	0	59,079
31-1801-0050	310,357	2	42,969	1	0	0	353,326	0	353,326
31-1801-0101	132,113	1	175,996	4	49,828	0	357,937	0	357,937
31-1801-0103	84,200	1	180,193	4	46,310	0	310,703	0	310,703
31-1801-0334	0	0	0	0	0	0	0	0	0
31-1801-0444	0	0	103,325	1	0	0	103,325	0	103,325
31-1801-0445	0	0	0	0	0	0	0	0	0
31-1801-3004	0	0	0	0	0	0	0	0	0
31-1805-0001	23,113	0	0	0	0	0	23,113	0	23,113
31-1807-0001	1,445,866	18	39,481	1	321,821	0	1,807,168	0	1,807,168
31-1809-0001	1,007,268	12	35,451	1	252,943	0	1,295,662	0	1,295,662
31-1811-0001	1,195,607	14	36,316	1	284,990	0	1,516,913	0	1,516,913
31-1813-0011	231,136	2	104,117	2	76,543	0	411,796	0	411,796
31-1822-0014	1,740,846	24	237,325	6	481,044	0	2,459,215	15,000	2,474,215
31-1823-0011	0	0	0	0	0	0	0	0	0
31-1824-0021	521,061	8	151,488	4	163,851	0	836,400	15,000	851,400
31-1825-0031	685,971	12	122,784	4	198,855	0	1,007,610	15,000	1,022,610
31-1826-0001	619,037	9	302,462	6	338,210	0	1,259,709	201,015	1,460,724
31-1899-0218	-169,921	0	0	0	0	0	-169,921	0	-169,921
TOTAL	8,955,680	117	2,464,356	44	2,473,403	0	13,893,439	246,015	14,139,454

UNMC-Federal Letter of Credit-736 Federal/Restricted

COST OBJECT	FACULTY		NON FACULTY		EMPLOYEE BENEFITS	PERSONAL SERVICE CREDITS	TOTAL PERSONAL SERVICES	TOTAL OPERATING EXPENSES	TOTAL
	Dollar	FTE	Dollar	FTE					
34-1807-1004001	13,711	0	53,500	1	15,970	0	83,181	0	83,181
34-1807-1005001	28,271	0	33,800	1	14,682	0	76,753	0	76,753
34-1807-2009005	100,102	1	82,807	2	43,263	0	226,172	0	226,172
34-1807-2010002	52,845	0	59,261	1	26,515	0	138,621	0	138,621
34-1807-2011001	4,277	0	60,000	1	15,203	0	79,480	0	79,480
34-1807-2011002	11,716	0	0	0	2,772	0	14,488	0	14,488
34-1807-2011101	0	0	24,960	1	5,904	0	30,864	0	30,864
34-1807-2012001	5,053	0	102,177	2	25,362	0	132,592	0	132,592
34-1807-3002003	13,198	0	126,429	3	33,026	0	172,653	0	172,653
34-1809-2003003	0	0	0	0	0	0	0	0	0
34-1809-2006001	17,350	0	0	0	4,103	0	21,453	0	21,453
TOTAL	246,523	2	542,934	11	186,800	0	976,257	0	976,257

UNMC-Federal Advance-737 Federal/Restricted

COST OBJECT	FACULTY		NON FACULTY		EMPLOYEE BENEFITS	PERSONAL SERVICE CREDITS	TOTAL PERSONAL SERVICES	TOTAL OPERATING EXPENSES	TOTAL
	Dollar	FTE	Dollar	FTE					
35-1809-2001001	0	0	0	0	0	0	0	0	0
35-1811-2001001	0	0	0	0	0	0	0	0	0
TOTAL	0	0	0	0	0	0	0	0	0

COST OBJECT LISTING BY SUB PROGRAM
 2010-2011 GENERAL OPERATING BUDGET
 UNIVERSITY OF NEBRASKA MEDICAL CENTER

Print Date: 10/1/2010

SUBPROGRAM #/NAME: 18 College of Nursing
 UNMC-Trust-Grant/Cont/Loan/End-738 Trust/Restricted

COST OBJECT	FACULTY		NON FACULTY		EMPLOYEE BENEFITS	PERSONAL SERVICE CREDITS	TOTAL PERSONAL SERVICES	TOTAL OPERATING EXPENSES	TOTAL
	Dollar	FTE	Dollar	FTE					
36-1801-1003001	66,000	1	0	0	17,524	0	83,524	0	83,524
36-1807-1005001	47,970	1	2,003	0	13,269	0	63,242	0	63,242
36-1807-2009004	3,920	0	11,236	0	4,025	0	19,181	0	19,181
36-1807-2017001	21,246	0	0	0	5,641	0	26,887	0	26,887
36-1809-2021001	6,669	0	0	0	1,772	0	8,441	0	8,441
36-1809-2022001	0	0	14,705	1	3,904	0	18,609	0	18,609
36-1813-2007002	12,254	0	0	0	3,255	0	15,509	0	15,509
37-1801-2001001	0	0	0	0	0	0	0	0	0
37-1801-4001001	153,448	3	437,319	10	157,008	0	747,775	0	747,775
37-1801-4001012	0	0	0	0	0	0	0	0	0
37-1801-4002001	0	0	74,295	1	19,727	0	94,022	0	94,022
37-1805-4001001	113,083	2	12,462	1	33,336	0	158,881	0	158,881
37-1809-4001001	208,300	4	0	0	55,308	0	263,608	0	263,608
37-1811-4001001	91,600	2	0	0	24,322	0	115,922	0	115,922
37-1822-4001001	100,095	2	0	0	26,578	0	126,673	0	126,673
TOTAL	824,585	15	552,020	13	365,669	0	1,742,274	0	1,742,274

UNMC-Auxiliary-739 Auxiliaries & Services/Restricted

COST OBJECT	FACULTY		NON FACULTY		EMPLOYEE BENEFITS	PERSONAL SERVICE CREDITS	TOTAL PERSONAL SERVICES	TOTAL OPERATING EXPENSES	TOTAL
	Dollar	FTE	Dollar	FTE					
33-1852-0018	0	0	0	0	0	0	0	0	0
33-1853-0016	0	0	78,039	2	14,323	0	92,362	0	92,362
33-1853-0600	0	0	0	0	0	0	0	0	0
33-1854-0030	0	0	0	0	0	0	0	0	0
TOTAL	0	0	78,039	2	14,323	0	92,362	0	92,362
SUB PROGRAM TOTAL	10,026,788	134	3,637,349	70	3,040,195	0	16,704,332	246,015	16,950,347

Print Date: 10/1/2010

SUBPROGRAM #/NAME: 19 Eppley Research Institute

UNMC-State General Fund-731 State & University Generated/Unrestricted

COST OBJECT	FACULTY		NON FACULTY		EMPLOYEE BENEFITS	PERSONAL SERVICE CREDITS	TOTAL PERSONAL SERVICES	TOTAL OPERATING EXPENSES	TOTAL
	Dollar	FTE	Dollar	FTE					
31-1905-0002	0	0	458,599	9	117,717	0	576,316	92,710	669,026
31-1905-0006	0	0	41,161	1	10,578	0	51,739	10,000	61,739
31-1905-0012	0	0	214,839	1	54,234	0	269,073	25,000	294,073
31-1905-0022	1,598,025	17	0	0	448,519	0	2,046,544	0	2,046,544
31-1905-0032	0	0	116,616	2	29,971	0	146,587	29,890	176,477
31-1905-0102	0	0	0	0	0	0	0	16,886	16,886
31-1905-0132	0	0	0	0	0	0	0	15,000	15,000
31-1905-0402	0	0	0	0	0	0	0	20,000	20,000
31-1905-0502	0	0	125,339	2	32,212	0	157,551	15,000	172,551
31-1905-0603	0	0	0	0	0	0	0	0	0
31-1905-0604	0	0	0	0	0	0	0	0	0
31-1905-0620	0	0	0	0	0	0	0	0	0
31-1905-0623	0	0	0	0	0	0	0	0	0
31-1905-0628	0	0	0	0	0	0	0	0	0
31-1905-0635	0	0	0	0	0	0	0	0	0

COST OBJECT LISTING BY SUB PROGRAM
 2010-2011 GENERAL OPERATING BUDGET
 UNIVERSITY OF NEBRASKA MEDICAL CENTER

Print Date: 10/1/2010

SUBPROGRAM #/NAME: 19 Eppley Research Institute

UNMC-State General Fund-731 State & University Generated/Unrestricted

COST OBJECT	FACULTY		NON FACULTY		EMPLOYEE BENEFITS	PERSONAL SERVICE CREDITS	TOTAL PERSONAL SERVICES	TOTAL OPERATING EXPENSES	TOTAL
	Dollar	FTE	Dollar	FTE					
31-1905-0636	0	0	0	0	0	0	0	0	0
31-1905-3306	0	0	0	0	0	0	0	0	0
31-1905-3318	0	0	0	0	0	0	0	0	0
31-1905-5000	0	0	0	0	0	0	0	0	0
31-1905-7000	0	0	0	0	0	0	0	0	0
31-1905-7004	11,228	0	0	0	2,885	0	14,113	0	14,113
31-1905-7053	0	0	0	0	0	0	0	0	0
31-1905-7061	11,228	0	0	0	2,885	0	14,113	0	14,113
31-1905-7074	0	0	0	0	0	0	0	0	0
31-1905-7075	0	0	0	0	0	0	0	0	0
31-1905-7080	5,614	0	0	0	1,444	0	7,058	0	7,058
31-1905-7087	0	0	0	0	0	0	0	0	0
31-1905-7088	0	0	0	0	0	0	0	0	0
31-1905-7091	0	0	0	0	0	0	0	0	0
31-1905-7092	0	0	0	0	0	0	0	0	0
31-1905-7093	0	0	0	0	0	0	0	0	0
31-1905-7094	0	0	0	0	0	0	0	0	0
31-1905-7095	0	0	0	0	0	0	0	0	0
31-1905-7096	0	0	0	0	0	0	0	0	0
31-1905-7097	0	0	0	0	0	0	0	0	0
31-1905-7098	0	0	0	0	0	0	0	0	0
31-1905-7100	0	0	0	0	0	0	0	0	0
31-1905-7101	0	0	0	0	0	0	0	0	0
31-1905-7102	0	0	0	0	0	0	0	0	0
31-1905-7103	0	0	0	0	0	0	0	0	0
31-1905-7104	0	0	0	0	0	0	0	0	0
31-1905-7105	0	0	0	0	0	0	0	0	0
31-1905-7106	0	0	0	0	0	0	0	0	0
31-1905-7107	0	0	0	0	0	0	0	0	0
31-1905-7108	15,155	0	0	0	3,895	0	19,050	0	19,050
31-1905-7109	6,376	0	0	0	1,638	0	8,014	0	8,014
31-1905-7111	0	0	0	0	0	0	0	0	0
31-1905-7112	11,228	0	0	0	2,885	0	14,113	0	14,113
31-1905-7113	11,477	0	0	0	2,949	0	14,426	0	14,426
31-1905-7114	6,474	0	0	0	1,664	0	8,138	0	8,138
31-1905-7115	0	0	560	0	144	0	704	0	704
31-1905-7116	3,789	0	0	0	974	0	4,763	0	4,763
31-1905-7117	0	0	0	0	0	0	0	0	0
31-1905-7118	0	0	0	0	0	0	0	0	0
TOTAL	1,680,594	17	957,114	15	714,594	0	3,352,302	224,486	3,576,788

UNMC-Federal Letter of Credit-736 Federal/Restricted

COST OBJECT	FACULTY		NON FACULTY		EMPLOYEE BENEFITS	PERSONAL SERVICE CREDITS	TOTAL PERSONAL SERVICES	TOTAL OPERATING EXPENSES	TOTAL
	Dollar	FTE	Dollar	FTE					
34-1901-2110002	59,610	0	124,134	1	43,460	0	227,204	0	227,204
34-1901-2110003	53,322	0	0	0	12,613	0	65,935	0	65,935
34-1901-2110005	0	0	0	0	0	0	0	0	0
34-1901-2110006	0	0	75,485	1	17,853	0	93,338	0	93,338

COST OBJECT LISTING BY SUB PROGRAM
 2010-2011 GENERAL OPERATING BUDGET
 UNIVERSITY OF NEBRASKA MEDICAL CENTER

Print Date: 10/1/2010

SUBPROGRAM #/NAME: 19 Eppley Research Institute
 UNMC-Federal Letter of Credit-736 Federal/Restricted

COST OBJECT	FACULTY		NON FACULTY		EMPLOYEE BENEFITS	PERSONAL SERVICE CREDITS	TOTAL PERSONAL SERVICES	TOTAL OPERATING EXPENSES	TOTAL
	Dollar	FTE	Dollar	FTE					
34-1901-2110007	2,842	0	0	0	672	0	3,514	0	3,514
34-1901-2110008	33,063	0	0	0	7,821	0	40,884	0	40,884
34-1901-2110009	5,393	0	11,864	0	4,082	0	21,339	0	21,339
34-1901-2110010	5,033	0	23,500	1	6,750	0	35,283	0	35,283
34-1901-2110011	6,630	0	2,621	0	2,188	0	11,439	0	11,439
34-1901-2110013	30,236	0	53,095	1	19,711	0	103,042	0	103,042
34-1901-2110014	4,401	0	6,022	0	2,371	0	12,395	0	12,395
34-1901-2110015	4,181	0	26,945	0	7,363	0	38,489	0	38,489
34-1901-2110016	5,176	0	1,122	0	1,489	0	7,787	0	7,787
34-1901-2110017	7,868	0	20,000	1	6,593	0	34,461	0	34,461
34-1901-2110018	3,934	0	13,944	0	4,229	0	22,107	0	22,107
34-1901-2110019	24,259	0	22,880	0	11,149	0	58,288	0	58,288
34-1901-2110020	0	0	19,805	0	4,684	0	24,489	0	24,489
34-1901-2110022	0	0	6,618	0	1,567	0	8,185	0	8,185
34-1901-2110023	5,058	0	19,367	0	5,778	0	30,203	0	30,203
34-1901-2110024	0	0	11,894	0	2,815	0	14,709	0	14,709
34-1901-2110025	0	0	4,092	0	969	0	5,061	0	5,061
34-1901-2110028	0	0	43,138	1	10,203	0	53,341	0	53,341
34-1901-2110029	0	0	57,060	1	13,495	0	70,555	0	70,555
34-1901-2110030	6,376	0	742	0	1,683	0	8,801	0	8,801
34-1901-2201002	2,550	0	52,108	1	12,929	0	67,587	0	67,587
34-1901-2201003	0	0	7,421	0	1,755	0	9,176	0	9,176
34-1905-1008020	0	0	74,736	2	17,676	0	92,412	0	92,412
34-1905-2142106	0	0	0	0	0	0	0	0	0
34-1905-2142205	12,050	0	71,500	2	19,763	0	103,313	0	103,313
34-1905-2142206	9,835	0	0	0	2,327	0	12,162	0	12,162
34-1905-2142306	0	0	0	0	0	0	0	0	0
34-1905-2149001	25,494	0	42,232	1	16,018	0	83,744	0	83,744
34-1905-2150001	34,128	0	39,383	1	17,388	0	90,899	0	90,899
34-1905-2152103	45,465	0	0	0	0	0	0	0	0
34-1905-2153020	0	0	28,331	1	17,455	0	91,251	0	91,251
34-1905-2155001	0	0	46,809	1	11,070	0	57,879	0	57,879
34-1905-2156022	0	0	41,961	2	9,926	0	51,887	0	51,887
34-1905-2157010	79,465	1	0	0	18,794	0	98,259	0	98,259
34-1905-2159001	121,709	2	0	0	28,789	0	150,498	0	150,498
34-1905-2160001	18,507	0	0	0	4,377	0	22,884	0	22,884
34-1905-2163001	0	0	0	0	0	0	0	0	0
34-1905-2164003	15,976	0	64,736	2	19,091	0	99,803	0	99,803
34-1905-2165008	116,805	1	31,000	1	34,960	0	182,765	0	182,765
34-1905-2166001	29,888	0	44,817	1	17,669	0	92,374	0	92,374
34-1905-2167001	39,940	0	60,638	1	23,788	0	124,366	0	124,366
34-1905-2168001	33,060	0	66,639	2	23,582	0	123,281	0	123,281
34-1905-2169001	48,324	0	85,474	3	31,647	0	165,445	0	165,445
34-1905-2171102	66,802	1	0	0	15,222	0	82,024	0	82,024
34-1905-2171202	18,932	0	41,798	1	14,366	0	75,096	0	75,096
34-1905-2171302	7,868	0	30,600	1	9,098	0	47,566	0	47,566
34-1905-2171402	7,958	0	4,398	0	2,922	0	15,278	0	15,278
34-1905-2171502	5,901	0	46,166	1	12,315	0	64,382	0	64,382
34-1905-2171602	24,387	0	15,791	0	9,502	0	49,680	0	49,680

COST OBJECT LISTING BY SUB PROGRAM
 2010-2011 GENERAL OPERATING BUDGET
 UNIVERSITY OF NEBRASKA MEDICAL CENTER

Print Date: 10/1/2010

SUBPROGRAM #/NAME: 19 Eppley Research Institute
 UNMC-Federal Letter of Credit-736 Federal/Restricted

COST OBJECT	FACULTY		NON FACULTY		EMPLOYEE BENEFITS	PERSONAL SERVICE CREDITS	TOTAL PERSONAL SERVICES	TOTAL OPERATING EXPENSES	TOTAL
	Dollar	FTE	Dollar	FTE					
34-1905-2171702	45,000	1	33,749	1	18,628	0	97,377	0	97,377
34-1905-2171902	0	0	0	0	0	0	0	0	0
34-1905-2173001	1,997	0	50,028	1	12,306	0	64,331	0	64,331
34-1905-2174001	34,277	0	0	0	8,107	0	42,384	0	42,384
34-1905-2175006	29,362	0	77,616	2	25,304	0	132,282	0	132,282
34-1905-2176001	19,970	0	110,794	3	30,930	0	161,694	0	161,694
34-1905-2177002	37,200	0	0	0	8,799	0	45,999	0	45,999
34-1905-2178001	28,502	0	7,039	0	8,406	0	43,947	0	43,947
34-1905-2180001	0	0	42,000	1	9,934	0	51,934	0	51,934
34-1905-2181001	12,752	0	88,279	1	23,897	0	124,928	0	124,928
34-1905-2182009	14,224	0	0	0	3,365	0	17,589	0	17,589
34-1905-2183006	0	0	43,428	1	10,272	0	53,700	0	53,700
34-1905-2184001	0	0	52,120	2	12,327	0	64,447	0	64,447
34-1905-2185002	0	0	11,500	0	2,722	0	14,222	0	14,222
34-1905-2186001	41,558	0	66,658	2	25,596	0	133,812	0	133,812
34-1905-2188001	83,726	1	7,421	0	21,559	0	112,706	0	112,706
34-1905-2189001	19,869	0	72,443	2	21,854	0	114,166	0	114,166
34-1905-2190001	117,315	2	0	0	27,749	0	145,064	0	145,064
TOTAL	1,507,779	16	2,103,941	47	853,722	0	4,465,442	0	4,465,442

UNMC-Federal Advance-737 Federal/Restricted

COST OBJECT	FACULTY		NON FACULTY		EMPLOYEE BENEFITS	PERSONAL SERVICE CREDITS	TOTAL PERSONAL SERVICES	TOTAL OPERATING EXPENSES	TOTAL
	Dollar	FTE	Dollar	FTE					
35-1905-1003001	50,169	1	118,332	3	39,856	0	208,357	0	208,357
35-1905-2027001	22,455	0	6,081	0	6,750	0	35,286	0	35,286
35-1905-2031001	33,537	0	39,114	1	17,183	0	89,834	0	89,834
TOTAL	106,161	1	163,527	4	63,789	0	333,477	0	333,477

UNMC-Trust-Grant/Cont/Loan/End-738 Trust/Restricted

COST OBJECT	FACULTY		NON FACULTY		EMPLOYEE BENEFITS	PERSONAL SERVICE CREDITS	TOTAL PERSONAL SERVICES	TOTAL OPERATING EXPENSES	TOTAL
	Dollar	FTE	Dollar	FTE					
36-1905-2121002	18,112	0	53,814	2	19,100	0	91,026	0	91,026
36-1905-2123001	0	0	83,504	2	22,173	0	105,677	0	105,677
36-1905-2130001	0	0	0	0	0	0	0	0	0
36-1905-2139001	0	0	34,594	1	9,186	0	43,780	0	43,780
36-1905-2148001	0	0	0	0	0	0	0	0	0
36-1905-2149001	0	0	0	0	0	0	0	0	0
36-1905-2150001	0	0	0	0	0	0	0	0	0
36-1905-2151001	0	0	0	0	0	0	0	0	0
36-1905-2152001	0	0	30,419	1	8,076	0	38,495	0	38,495
36-1905-2153001	13,500	0	17,285	0	8,174	0	38,959	0	38,959
36-1905-2157001	0	0	0	0	0	0	0	0	0
36-1905-2158001	1,967	0	38,976	1	10,873	0	51,816	0	51,816
37-1901-2004001	11,653	0	98,563	2	29,265	0	139,481	0	139,481
37-1901-2010001	108,618	2	538,554	15	171,843	0	819,015	0	819,015
37-1905-2001001	0	0	27,856	0	7,397	0	35,253	0	35,253
37-1905-2004001	0	0	77,963	0	20,700	0	98,663	0	98,663
37-1905-2191001	70,000	1	0	0	17,850	0	87,850	0	87,850

COST OBJECT LISTING BY SUB PROGRAM
 2010-2011 GENERAL OPERATING BUDGET
 UNIVERSITY OF NEBRASKA MEDICAL CENTER

Print Date: 10/1/2010

SUBPROGRAM #/NAME: 19 Eppley Research Institute

TOTAL		4	1,001,528	24	324,637	0	1,550,015	0	1,550,015
COST OBJECT	Dollar	FTE	Dollar	FTE	EMPLOYEE BENEFITS	PERSONAL SERVICE CREDITS	PERSONAL SERVICES	TOTAL OPERATING EXPENSES	TOTAL
33-1951-0010	0	0	41,306	1	7,579	0	48,885	0	48,885
33-1953-0300	0	0	0	0	0	0	0	0	0
33-1953-0506	0	0	0	0	0	0	0	0	0
33-1953-0546	0	0	29,275	1	5,372	0	34,647	0	34,647
33-1953-0550	0	0	0	0	0	0	0	0	0
33-1953-0556	0	0	6,573	0	1,208	0	7,781	0	7,781
33-1953-1306	25,427	0	0	0	4,666	0	30,093	0	30,093
33-1953-1326	0	0	0	0	0	0	0	0	0
33-1953-1346	0	0	2,893	0	530	0	3,423	0	3,423
TOTAL	25,427	0	80,047	3	19,355	0	124,829	0	124,829
SUB PROGRAM TOTAL									
	3,543,811	39	4,306,157	92	1,976,097	0	9,826,065	224,486	10,050,551

Print Date: 10/1/2010

SUBPROGRAM #/NAME: 20 College of Pharmacy

TOTAL		29	898,414	22	878,928	0	4,509,373	153,862	4,663,235
COST OBJECT	Dollar	FTE	Dollar	FTE	EMPLOYEE BENEFITS	PERSONAL SERVICE CREDITS	PERSONAL SERVICES	TOTAL OPERATING EXPENSES	TOTAL
31-2001-0004	0	0	671,921	10	141,332	0	813,253	73,182	886,435
31-2001-0050	630,236	4	96,302	1	49,138	0	775,676	16,800	792,476
31-2001-0412	0	0	27,710	1	7,122	0	34,832	0	34,832
31-2001-0442	0	0	43,211	1	0	0	43,211	0	43,211
31-2001-0452	0	0	28,500	1	7,326	0	35,826	0	35,826
31-2005-0001	830,828	9	95,155	1	277,489	0	1,203,472	38,011	1,241,483
31-2005-0002	0	0	0	0	0	0	0	0	0
31-2005-0035	0	0	30,000	1	7,710	0	37,710	0	37,710
31-2005-0505	6,945	0	64,802	2	0	0	71,747	0	71,747
31-2005-3001	13,663	0	0	0	3,511	0	17,174	0	17,174
31-2005-3007	5,560	0	0	0	1,429	0	6,989	0	6,989
31-2005-3010	0	0	0	0	0	0	0	0	0
31-2005-3012	13,663	0	0	0	0	0	17,174	0	17,174
31-2005-3015	5,560	0	0	0	1,429	0	6,989	0	6,989
31-2005-3019	6,821	0	0	0	5,902	0	28,864	0	28,864
31-2005-3020	0	0	0	0	0	0	0	0	0
31-2005-3021	6,520	0	0	0	1,677	0	8,197	0	8,197
31-2005-3023	13,663	0	0	0	3,511	0	17,174	0	17,174
31-2005-3024	6,821	0	0	0	1,752	0	8,573	0	8,573
31-2005-3025	22,500	0	0	0	5,784	0	28,284	0	28,284
31-2007-0004	0	0	100,000	5	0	0	100,000	0	100,000
31-2009-0001	1,075,711	13	-259,187	1	340,414	0	1,156,938	25,869	1,182,807
31-2009-0002	6,405	0	0	0	1,646	0	8,051	0	8,051
31-2009-0051	65,142	1	0	0	16,741	0	81,883	0	81,883
31-2009-3005	0	0	0	0	0	0	0	0	0
31-2009-3006	5,852	0	0	0	1,504	0	7,356	0	7,356
TOTAL	2,732,031	29	898,414	22	878,928	0	4,509,373	153,862	4,663,235

COST OBJECT LISTING BY SUB PROGRAM
 2010-2011 GENERAL OPERATING BUDGET
 UNIVERSITY OF NEBRASKA MEDICAL CENTER

Print Date: 10/1/2010

SUBPROGRAM #/NAME: 20 College of Pharmacy
 UNMC-Federal Letter of Credit-736 Federal/Restricted

COST OBJECT	FACULTY		NON FACULTY		EMPLOYEE BENEFITS	PERSONAL SERVICE CREDITS	TOTAL PERSONAL SERVICES	TOTAL OPERATING EXPENSES	TOTAL
	Dollar	FTE	Dollar	FTE					
34-2005-2023002	0	0	0	0	0	0	0	0	0
34-2005-2026001	16,766	0	9,574	0	6,231	0	32,571	0	32,571
34-2005-2028001	0	0	25,161	1	5,950	0	31,111	0	31,111
34-2005-2030001	42,362	0	14,838	0	13,529	0	70,729	0	70,729
34-2005-2032001	40,007	0	67,927	2	25,529	0	133,463	0	133,463
34-2005-2035005	28,428	0	9,000	0	8,852	0	46,280	0	46,280
34-2005-2036001	39,161	0	21,500	1	14,347	0	75,008	0	75,008
34-2005-2038001	6,520	0	35,700	1	9,985	0	52,205	0	52,205
34-2005-2039102	99,179	1	90,486	2	44,861	0	234,526	0	234,526
34-2005-2039202	47,411	1	39,625	1	20,586	0	107,622	0	107,622
34-2005-2039502	34,978	0	79,155	2	26,995	0	141,128	0	141,128
34-2005-2039702	34,417	0	133,660	4	39,755	0	207,832	0	207,832
34-2005-2039802	0	0	11,000	0	2,602	0	13,602	0	13,602
34-2005-2041001	60,586	1	38,538	1	23,446	0	122,570	0	122,570
34-2005-2042001	40,991	0	56,000	2	22,942	0	119,933	0	119,933
34-2005-2043001	46,432	0	61,513	2	25,532	0	133,477	0	133,477
34-2005-2045001	0	0	41,000	1	9,698	0	50,698	0	50,698
34-2009-2026001	80,740	1	0	0	19,097	0	99,837	0	99,837
34-2009-2028002	0	0	6,496	0	1,537	0	8,033	0	8,033
TOTAL	617,978	6	741,173	20	321,474	0	1,680,625	0	1,680,625

UNMC-Federal Advance-737 Federal/Restricted

COST OBJECT	FACULTY		NON FACULTY		EMPLOYEE BENEFITS	PERSONAL SERVICE CREDITS	TOTAL PERSONAL SERVICES	TOTAL OPERATING EXPENSES	TOTAL
	Dollar	FTE	Dollar	FTE					
35-2005-2012001	0	0	0	0	0	0	0	0	0
35-2005-2013001	101,070	1	61,706	2	38,501	0	201,277	0	201,277
35-2005-2014004	27,327	0	0	0	6,789	0	34,116	0	34,116
35-2005-2015001	66,187	1	91,522	3	37,303	0	195,012	0	195,012
35-2005-2016001	65,725	1	140,963	3	48,888	0	255,576	0	255,576
TOTAL	260,309	2	294,191	8	131,481	0	685,981	0	685,981

UNMC-Trust-Grant/Cont/Loan/End-738 Trust/Restricted

COST OBJECT	FACULTY		NON FACULTY		EMPLOYEE BENEFITS	PERSONAL SERVICE CREDITS	TOTAL PERSONAL SERVICES	TOTAL OPERATING EXPENSES	TOTAL
	Dollar	FTE	Dollar	FTE					
36-2001-2001001	6,560	0	50,575	1	15,171	0	72,306	0	72,306
36-2001-2002001	59,040	0	122,775	2	48,277	0	230,092	0	230,092
36-2001-2004002	59,040	0	39,940	0	26,283	0	125,263	0	125,263
36-2005-2030011	0	0	44,977	1	11,942	0	56,919	0	56,919
36-2005-2081001	0	0	123,120	4	32,691	0	155,811	0	155,811
36-2005-2088001	0	0	23,000	0	6,107	0	29,107	0	29,107
36-2005-2089002	0	0	19,476	0	5,171	0	24,647	0	24,647
36-2005-2090002	68,170	1	0	0	18,102	0	86,272	0	86,272
36-2009-2033001	13,137	0	0	0	3,488	0	16,625	0	16,625
36-2009-2034001	16,539	0	28,694	1	12,010	0	57,243	0	57,243
36-2009-2035001	7,569	0	0	0	2,011	0	9,580	0	9,580
37-2001-4001001	6,560	0	0	0	1,743	0	8,303	0	8,303
TOTAL	236,615	2	452,557	10	182,996	0	872,168	0	872,168

COST OBJECT LISTING BY SUB PROGRAM
 2010-2011 GENERAL OPERATING BUDGET
 UNIVERSITY OF NEBRASKA MEDICAL CENTER

Print Date: 10/1/2010

SUBPROGRAM #/NAME: 20 College of Pharmacy
 UNMC-Auxiliary-739 Auxiliaries & Services/Restricted

COST OBJECT	FACULTY		NON FACULTY		EMPLOYEE BENEFITS	PERSONAL SERVICE CREDITS	TOTAL PERSONAL SERVICES	TOTAL OPERATING EXPENSES	TOTAL
	Dollar	FTE	Dollar	FTE					
33-2001-0007	0	0	0	0	0	0	0	0	0
33-2001-0011	0	0	0	0	0	0	0	0	0
33-2001-0013	0	0	0	0	0	0	0	0	0
33-2001-0030	0	0	39,345	1	5,837	0	45,182	0	45,182
33-2051-0056	0	0	0	0	0	0	0	0	0
33-2051-0876	0	0	0	0	0	0	0	0	0
TOTAL	0	0	39,345	1	5,837	0	45,182	0	45,182
SUB PROGRAM TOTAL	3,846,933	39	2,425,680	61	1,520,716	0	7,793,329	153,862	7,947,191

Print Date: 10/1/2010

SUBPROGRAM #/NAME: 22 Other Instruction or Research
 UNMC-State General Fund-731 State & University Generated/Unrestricted

COST OBJECT	FACULTY		NON FACULTY		EMPLOYEE BENEFITS	PERSONAL SERVICE CREDITS	TOTAL PERSONAL SERVICES	TOTAL OPERATING EXPENSES	TOTAL
	Dollar	FTE	Dollar	FTE					
31-2211-0004	585,819	0	274,405	0	0	0	860,224	0	860,224
31-2213-0109	0	0	45,273	0	0	0	45,273	0	45,273
31-2213-0119	975,189	0	88,308	0	0	0	1,063,497	154,592	1,218,089
31-2213-0200	0	0	47,150	1	7,270	0	54,420	0	54,420
31-2213-0500	283,373	0	0	0	0	0	283,373	0	283,373
31-2217-0004	0	0	227,856	7	91,172	0	319,028	28,079	347,107
31-2217-0024	0	0	0	0	0	0	0	16,275	16,275
31-2217-0054	0	0	190,516	5	49,545	0	240,061	7,769	247,830
31-2217-0074	0	0	0	0	0	0	0	0	0
31-2217-0104	0	0	0	0	0	0	0	4,000	4,000
31-2299-0405	0	0	0	0	0	0	0	151,110	151,110
TOTAL	1,844,381	0	873,508	13	147,987	0	2,865,876	361,825	3,227,701

UNMC-State General Fund-731 Cash & Student Contracts/Designated

COST OBJECT	FACULTY		NON FACULTY		EMPLOYEE BENEFITS	PERSONAL SERVICE CREDITS	TOTAL PERSONAL SERVICES	TOTAL OPERATING EXPENSES	TOTAL
	Dollar	FTE	Dollar	FTE					
31-2215-0014	0	0	0	0	0	0	0	20,175,000	20,175,000
TOTAL	0	0	0	0	0	0	0	20,175,000	20,175,000

UNMC-Federal Letter of Credit-736 Federal/Restricted

COST OBJECT	FACULTY		NON FACULTY		EMPLOYEE BENEFITS	PERSONAL SERVICE CREDITS	TOTAL PERSONAL SERVICES	TOTAL OPERATING EXPENSES	TOTAL
	Dollar	FTE	Dollar	FTE					
34-2201-1003009	0	0	123,153	3	29,129	0	152,282	0	152,282
TOTAL	0	0	123,153	3	29,129	0	152,282	0	152,282
SUB PROGRAM TOTAL	1,844,381	0	996,661	15	177,116	0	3,018,158	20,536,825	23,554,983

Print Date: 10/1/2010

SUBPROGRAM #/NAME: 23 Student Aid
 UNMC-State General Fund-731 State & University Generated/Unrestricted

COST OBJECT	FACULTY		NON FACULTY		EMPLOYEE BENEFITS	PERSONAL SERVICE CREDITS	TOTAL PERSONAL SERVICES	TOTAL OPERATING EXPENSES	TOTAL
	Dollar	FTE	Dollar	FTE					
31-2211-0004	585,819	0	274,405	0	0	0	860,224	0	860,224
31-2213-0109	0	0	45,273	0	0	0	45,273	0	45,273
31-2213-0119	975,189	0	88,308	0	0	0	1,063,497	154,592	1,218,089
31-2213-0200	0	0	47,150	1	7,270	0	54,420	0	54,420
31-2213-0500	283,373	0	0	0	0	0	283,373	0	283,373
31-2217-0004	0	0	227,856	7	91,172	0	319,028	28,079	347,107
31-2217-0024	0	0	0	0	0	0	0	16,275	16,275
31-2217-0054	0	0	190,516	5	49,545	0	240,061	7,769	247,830
31-2217-0074	0	0	0	0	0	0	0	0	0
31-2217-0104	0	0	0	0	0	0	0	4,000	4,000
31-2299-0405	0	0	0	0	0	0	0	151,110	151,110
TOTAL	1,844,381	0	873,508	13	147,987	0	2,865,876	361,825	3,227,701

COST OBJECT LISTING BY SUB PROGRAM
 2010-2011 GENERAL OPERATING BUDGET
 UNIVERSITY OF NEBRASKA MEDICAL CENTER

Print Date: 10/1/2010

SUBPROGRAM #/NAME: 23 Student Aid

UNMC-State General Fund-731 State & University Generated/Unrestricted

COST OBJECT	FACULTY		NON FACULTY		EMPLOYEE BENEFITS	PERSONAL SERVICE CREDITS	PERSONAL SERVICES	TOTAL OPERATING EXPENSES	TOTAL
	Dollar	FTE	Dollar	FTE					
31-2313-0001	0	0	0	0	0	0	0	168,950	168,950
31-2313-0003	0	0	0	0	0	0	0	86,426	86,426
31-2313-0007	0	0	0	0	0	0	0	96,759	96,759
TOTAL	0	0	0	0	0	0	0	352,135	352,135
SUB PROGRAM TOTAL	0	0	0	0	0	0	0	352,135	352,135

Print Date: 10/1/2010

SUBPROGRAM #/NAME: 24 International Programs

UNMC-Auxiliary-739 Auxiliaries & Services/Restricted

COST OBJECT	FACULTY		NON FACULTY		EMPLOYEE BENEFITS	PERSONAL SERVICE CREDITS	PERSONAL SERVICES	TOTAL OPERATING EXPENSES	TOTAL
	Dollar	FTE	Dollar	FTE					
33-2405-0010	0	0	131,662	3	19,233	0	150,895	1,307	152,202
TOTAL	0	0	131,662	3	19,233	0	150,895	1,307	152,202
SUB PROGRAM TOTAL	0	0	131,662	3	19,233	0	150,895	1,307	152,202

Print Date: 10/1/2010

SUBPROGRAM #/NAME: 25 Instruction Budget Adjustments

UNMC-State General Fund-731 State & University Generated/Unrestricted

COST OBJECT	FACULTY		NON FACULTY		EMPLOYEE BENEFITS	PERSONAL SERVICE CREDITS	PERSONAL SERVICES	TOTAL OPERATING EXPENSES	TOTAL
	Dollar	FTE	Dollar	FTE					
31-2599-0218	1,591,811	8	0	0	-47,739	0	1,544,072	294,752	1,838,824
31-2599-0220	1,503,499	0	0	0	0	0	1,503,499	0	1,503,499
31-2599-0240	0	0	0	0	0	0	0	14,130	14,130
31-2599-0506	585,365	0	188,044	0	0	0	773,409	-115,397	658,012
TOTAL	3,680,675	8	188,044	0	-47,739	0	3,820,980	193,485	4,014,465
SUB PROGRAM TOTAL	3,680,675	8	188,044	0	-47,739	0	3,820,980	193,485	4,014,465

Print Date: 10/1/2010

SUBPROGRAM #/NAME: 26 Continuing Studies and Public Services

UNMC-State General Fund-731 Revolving/Designated

COST OBJECT	FACULTY		NON FACULTY		EMPLOYEE BENEFITS	PERSONAL SERVICE CREDITS	PERSONAL SERVICES	TOTAL OPERATING EXPENSES	TOTAL
	Dollar	FTE	Dollar	FTE					
32-2601-0002	0	0	12,354	0	130	0	12,484	0	12,484
32-2601-3000	0	0	0	0	0	0	0	0	0
32-2602-0101	0	0	0	0	0	0	0	680,000	680,000
32-2602-0301	0	0	190,659	4	37,662	0	228,321	0	228,321
32-2602-0401	0	0	0	0	0	0	0	9,600	9,600
32-2602-0601	0	0	0	0	0	0	0	40,000	40,000
32-2602-0701	0	0	0	0	0	0	0	28,000	28,000
32-2602-0801	0	0	0	0	0	0	0	50,000	50,000
32-2603-0301	0	0	0	0	0	0	0	48,000	48,000
32-2604-0201	0	0	0	0	0	0	0	42,900	42,900
32-2605-0101	0	0	778,400	15	197,358	0	975,758	124,070	1,099,828
32-2693-1300	60,350	1	143,851	3	54,554	0	258,755	0	258,755
32-2693-3000	0	0	471	0	4	0	475	0	475

COST OBJECT LISTING BY SUB PROGRAM
 2010-2011 GENERAL OPERATING BUDGET
 UNIVERSITY OF NEBRASKA MEDICAL CENTER

Print Date: 10/1/2010

SUBPROGRAM #/NAME: 26 Continuing Studies and Public Services

UNMC-State General Fund-731 Revolving/Designated

COST OBJECT	FACULTY		NON FACULTY		EMPLOYEE BENEFITS	PERSONAL SERVICE CREDITS	TOTAL PERSONAL SERVICES	TOTAL OPERATING EXPENSES	TOTAL
	Dollar	FTE	Dollar	FTE					
32-2699-0218	0	0	0	0	0	0	0	4,515,237	4,515,237
	60,350	1	1,125,735	22	289,708	0	1,475,793	5,537,807	7,013,600
TOTAL	60,350	1	1,125,735	22	289,708	0	1,475,793	5,537,807	7,013,600

SUBPROGRAM #/NAME: 29 Academic Computing Support

UNMC-State General Fund-731 State & University Generated/Unrestricted

COST OBJECT	FACULTY		NON FACULTY		EMPLOYEE BENEFITS	PERSONAL SERVICE CREDITS	TOTAL PERSONAL SERVICES	TOTAL OPERATING EXPENSES	TOTAL
	Dollar	FTE	Dollar	FTE					
31-2905-0044	0	0	0	0	0	0	0	0	0
31-2905-0111	0	0	730,972	10	159,871	0	890,843	152,588	1,043,431
31-2905-0221	0	0	0	0	0	0	0	102,048	102,048
31-2905-0300	0	0	73,537	2	18,834	0	92,371	0	92,371
31-2905-0311	0	0	0	0	0	0	0	379,612	379,612
31-2905-0404	0	0	77,371	1	15,667	0	93,038	2,000	95,038
31-2911-0200	0	0	143,517	3	36,142	0	179,659	0	179,659
TOTAL	0	0	1,025,397	16	230,514	0	1,255,911	636,248	1,892,159

UNMC-Auxiliary-739 Auxiliaries & Services/Restricted

COST OBJECT	FACULTY		NON FACULTY		EMPLOYEE BENEFITS	PERSONAL SERVICE CREDITS	TOTAL PERSONAL SERVICES	TOTAL OPERATING EXPENSES	TOTAL
	Dollar	FTE	Dollar	FTE					
33-2907-0008	0	0	56,227	1	10,319	0	66,546	0	66,546
33-2907-0011	0	0	0	0	0	0	0	379,611	379,611
33-2907-0026	0	0	172,303	1	25,385	0	197,688	19,500	217,188
33-2907-0046	0	0	243,532	4	43,312	0	286,844	11,800	298,644
33-2907-0086	0	0	736,529	14	125,313	0	861,842	0	861,842
33-2907-0096	0	0	0	0	0	0	0	172,113	172,113
33-2907-0106	0	0	0	0	0	0	0	35,206	35,206
33-2907-0206	0	0	399,040	6	73,234	0	472,274	16,700	488,974
33-2907-0216	0	0	35,686	0	5,943	0	41,629	16,618	58,247
33-2907-0276	0	0	0	0	0	0	0	220,496	220,496
33-2907-0296	0	0	465,101	6	85,291	0	550,392	19,500	569,892
33-2907-0306	0	0	31,668	1	5,812	0	37,480	0	37,480
33-2907-0406	0	0	227,714	4	39,416	0	267,130	10,000	277,130
33-2907-0516	0	0	0	0	0	0	0	391,321	391,321
33-2907-0526	0	0	0	0	0	0	0	521,167	521,167
33-2907-0906	0	0	39,588	0	416	0	40,004	39,855	79,859
33-2907-0916	0	0	0	0	0	0	0	7,900	7,900
33-2907-0926	0	0	0	0	0	0	0	65,037	65,037
33-2907-0946	0	0	0	0	0	0	0	102,048	102,048
33-2907-3416	0	0	0	0	0	0	0	12,000	12,000
33-2909-0006	0	0	659,294	10	120,998	0	780,292	0	780,292
33-2909-0106	0	0	77,960	2	12,923	0	90,883	5,000	95,883
33-2911-0046	0	0	0	0	0	0	0	10,000	10,000
33-2911-0316	0	0	474,069	10	85,141	0	559,210	108,937	668,147
33-2911-0406	0	0	49,047	1	9,001	0	58,048	15,000	73,048
TOTAL	0	0	3,667,758	59	642,504	0	4,310,262	2,179,809	6,490,071

COST OBJECT LISTING BY SUB PROGRAM
 2010-2011 GENERAL OPERATING BUDGET
 UNIVERSITY OF NEBRASKA MEDICAL CENTER

Print Date: 10/1/2010

SUBPROGRAM #/NAME: 33 Physical Plant Administration
 UNMC-State General Fund-731 State & University Generated/Unrestricted

COST OBJECT	FACULTY		NON FACULTY		EMPLOYEE BENEFITS	PERSONAL SERVICE CREDITS	PERSONAL SERVICES	TOTAL OPERATING EXPENSES	TOTAL
	Dollar	FTE	Dollar	FTE					
31-3331-0001	0	0	0	0	0	0	0	10,644,814	10,644,814
31-3331-0006	0	0	1,066,814	21	227,702	0	1,294,516	115,190	1,409,706
31-3331-0016	0	0	20,917	0	5,376	0	26,293	0	26,293
31-3331-0096	0	0	0	0	0	0	0	0	0
31-3331-0116	0	0	90,338	1	23,217	0	113,555	0	113,555
31-3331-0126	0	0	77,804	1	12,894	0	90,698	0	90,698
31-3333-0006	0	0	160,639	0	45,782	0	206,421	0	206,421
31-3399-0089	0	0	0	0	0	0	0	50,138	50,138
TOTAL	0	0	5,107,257	163	1,224,563	0	6,331,820	12,172,703	18,504,523

UNMC-Auxiliary-739 Auxiliaries & Services/Restricted

COST OBJECT	FACULTY		NON FACULTY		EMPLOYEE BENEFITS	PERSONAL SERVICE CREDITS	PERSONAL SERVICES	TOTAL OPERATING EXPENSES	TOTAL
	Dollar	FTE	Dollar	FTE					
33-3351-0206	0	0	132,550	4	18,450	0	151,000	186,575	337,575
33-3351-0706	0	0	481,946	16	72,224	0	554,170	79,395	633,565
33-3351-0726	0	0	384,561	9	64,012	0	448,573	45,607	494,180
33-3351-0746	0	0	759,128	17	129,566	0	888,694	125,497	1,014,191
33-3351-0766	0	0	0	0	0	0	0	10,460	10,460
33-3351-0786	0	0	0	0	0	0	0	13,770	13,770
33-3351-0806	0	0	596,323	12	108,893	0	705,216	48,831	754,047
33-3351-0826	0	0	425,529	10	57,450	0	482,979	29,595	512,574
33-3351-0846	0	0	604,296	11	109,992	0	714,288	54,063	768,351
33-3351-0876	0	0	0	0	0	0	0	0	0
33-3351-0886	0	0	1,270,823	20	212,787	0	1,483,610	0	1,483,610
33-3351-0906	0	0	390,895	10	71,283	0	462,178	9,308	471,486
33-3351-0916	0	0	243,805	5	44,744	0	288,549	0	288,549
33-3351-0926	0	0	315,671	8	57,936	0	373,607	0	373,607
33-3353-0046	0	0	0	0	0	0	0	18,904	18,904
33-3353-0350	0	0	280,693	3	51,514	0	332,207	0	332,207
TOTAL	0	0	5,886,220	125	998,851	0	6,885,071	622,005	7,507,076

SUB PROGRAM TOTAL 0 0 10,993,477 288 2,223,414 0 13,216,891 12,794,708 26,011,599

SUBPROGRAM #/NAME: 38 Other Plant Operations & Maintenance
 UNMC-State General Fund-731 State & University Generated/Unrestricted

COST OBJECT	FACULTY		NON FACULTY		EMPLOYEE BENEFITS	PERSONAL SERVICE CREDITS	PERSONAL SERVICES	TOTAL OPERATING EXPENSES	TOTAL
	Dollar	FTE	Dollar	FTE					
31-3805-0808	0	0	2,485,898	97	708,481	0	3,194,379	19,251	3,213,630
TOTAL	0	0	2,485,898	97	708,481	0	3,194,379	19,251	3,213,630

SUB PROGRAM TOTAL 0 0 2,485,898 97 708,481 0 3,194,379 19,251 3,213,630

SUBPROGRAM #/NAME: 41 Executive Administration
 UNMC-State General Fund-731 State & University Generated/Unrestricted

COST OBJECT	FACULTY		NON FACULTY		EMPLOYEE BENEFITS	PERSONAL SERVICE CREDITS	PERSONAL SERVICES	TOTAL OPERATING EXPENSES	TOTAL
	Dollar	FTE	Dollar	FTE					
31-3331-0001	0	0	0	0	0	0	0	10,644,814	10,644,814
31-3331-0006	0	0	1,066,814	21	227,702	0	1,294,516	115,190	1,409,706
31-3331-0016	0	0	20,917	0	5,376	0	26,293	0	26,293
31-3331-0096	0	0	0	0	0	0	0	0	0
31-3331-0116	0	0	90,338	1	23,217	0	113,555	0	113,555
31-3331-0126	0	0	77,804	1	12,894	0	90,698	0	90,698
31-3333-0006	0	0	160,639	0	45,782	0	206,421	0	206,421
31-3399-0089	0	0	0	0	0	0	0	50,138	50,138
TOTAL	0	0	5,107,257	163	1,224,563	0	6,331,820	12,172,703	18,504,523

COST OBJECT LISTING BY SUB PROGRAM
 2010-2011 GENERAL OPERATING BUDGET
 UNIVERSITY OF NEBRASKA MEDICAL CENTER

Print Date: 10/1/2010

SUBPROGRAM #/NAME: 41 Executive Administration

UNMC-State General Fund-731 State & University Generated/Unrestricted

COST OBJECT	FACULTY		NON FACULTY		EMPLOYEE BENEFITS	PERSONAL SERVICE CREDITS	TOTAL PERSONAL SERVICES	TOTAL OPERATING EXPENSES	TOTAL
	Dollar	FTE	Dollar	FTE					
31-4101-0004 Chancellor	0	0	554,300	4	142,050	0	696,350	173,503	869,853
31-4101-0024 Vice Chancellor for External Affairs	0	0	255,165	2	65,578	0	320,743	3,338	324,081
31-4101-0064 Strategic Planning	0	0	0	0	0	0	0	0	0
31-4103-0024 Vice Chancellor-Faculty Governance	0	0	0	0	0	0	0	6,476	6,476
TOTAL	0	0	809,465	6	207,628	0	1,017,093	183,317	1,200,410

UNMC-Federal Letter of Credit-736 Federal/Restricted

COST OBJECT	FACULTY		NON FACULTY		EMPLOYEE BENEFITS	PERSONAL SERVICE CREDITS	TOTAL PERSONAL SERVICES	TOTAL OPERATING EXPENSES	TOTAL
	Dollar	FTE	Dollar	FTE					
34-4101-1002002 Breaking Barriers: Sci Ed Native America	40,355	0	42,942	1	19,701	0	102,998	0	102,998
TOTAL	40,355	0	42,942	1	19,701	0	102,998	0	102,998

UNMC-Trust-Grant/Conti/Loan/End-738 Trust/Restricted

COST OBJECT	FACULTY		NON FACULTY		EMPLOYEE BENEFITS	PERSONAL SERVICE CREDITS	TOTAL PERSONAL SERVICES	TOTAL OPERATING EXPENSES	TOTAL
	Dollar	FTE	Dollar	FTE					
36-4101-1004001 Chancellor Office	43,704	0	68,860	1	29,890	0	142,454	0	142,454
37-4101-6002001 Nonstate Salary Support	1,379	0	43,425	0	11,897	0	56,701	0	56,701
37-4101-6003001 Executive Salary Equity	0	0	49,262	0	13,079	0	62,341	0	62,341
TOTAL	45,083	0	161,547	2	54,866	0	261,496	0	261,496
SUB PROGRAM TOTAL	85,438	1	1,013,954	8	282,195	0	1,381,587	183,317	1,564,904

SUBPROGRAM #/NAME: 42 Student Services

UNMC-State General Fund-731 State & University Generated/Unrestricted

COST OBJECT	FACULTY		NON FACULTY		EMPLOYEE BENEFITS	PERSONAL SERVICE CREDITS	TOTAL PERSONAL SERVICES	TOTAL OPERATING EXPENSES	TOTAL
	Dollar	FTE	Dollar	FTE					
31-4207-0004 Academic Records	0	0	114,283	3	29,371	0	143,654	18,914	162,568
31-4207-0054 Student Services 800 Number	0	0	0	0	0	0	0	0	0
31-4209-0014 Director of Student Services	0	0	82,255	1	19,792	0	102,047	19,779	121,826
31-4209-3000 COSTSHARING/ 36-0115-1001-001	0	0	0	0	0	0	0	0	0
31-4209-3001 COSTSHARING/ 36-0115-1002-002	0	0	18,909	0	4,860	0	23,769	0	23,769
31-4213-0004 Student Counseling Center	0	0	210,776	3	46,300	0	257,076	6,241	263,317
31-4213-0005 COST SHARING FOR 36-0115-1001-001	0	0	0	0	0	0	0	0	0
31-4215-0004 Financial Aid	0	0	231,498	4	59,495	0	290,993	28,329	319,322
31-4215-0034 Student Fin Services	0	0	95,219	2	24,471	0	119,690	14,531	134,221
31-4217-0006 Student Health	0	0	0	0	0	0	0	32,144	32,144
31-4219-0004 Special Programs	0	0	0	0	0	0	0	0	0
31-4219-0024 Student Services - Community Academy	0	0	69,652	2	17,901	0	87,553	188	87,741
31-4219-0040 SIS Implementation	78,572	1	-78,572	5	0	0	0	0	0
31-4221-0004 Minority Student Affairs / Dean Flechs	0	0	219,018	4	56,030	0	275,048	30,847	305,895
31-4221-0005 COST SHARING FOR 36-0115-1001-001	0	0	0	0	0	0	0	0	0
31-4221-3003 COSTSHARING/ 36-0115-1002-002	0	0	30,145	0	7,747	0	37,892	0	37,892
31-4223-0004 Commencement	0	0	0	0	0	0	0	16,300	16,300
31-4225-0004 Student Loan Accounting	0	0	0	0	0	0	0	24,694	24,694
TOTAL	78,572	1	993,183	23	265,967	0	1,337,722	191,967	1,529,689

COST OBJECT LISTING BY SUB PROGRAM
 2010-2011 GENERAL OPERATING BUDGET
 UNIVERSITY OF NEBRASKA MEDICAL CENTER

Print Date: 10/1/2010

SUBPROGRAM #/NAME: 42 Student Services

COST OBJECT	FACULTY		NON FACULTY		EMPLOYEE BENEFITS	PERSONAL SERVICE CREDITS	TOTAL PERSONAL SERVICES	TOTAL OPERATING EXPENSES	TOTAL
	Dollar	FTE	Dollar	FTE					
34-4215-5014024 Pell Grant Program	0	0	0	0	0	0	0	550,000	550,000
TOTAL	0	0	0	0	0	0	0	550,000	550,000

UNMC-Trust-Grant/Cont/Loan/End-738 Trust/Restricted

COST OBJECT	FACULTY		NON FACULTY		EMPLOYEE BENEFITS	PERSONAL SERVICE CREDITS	TOTAL PERSONAL SERVICES	TOTAL OPERATING EXPENSES	TOTAL
	Dollar	FTE	Dollar	FTE					
37-4209-4001001 Record Keeping Funds	0	0	60,383	2	16,033	0	76,416	0	76,416
TOTAL	0	0	60,383	2	16,033	0	76,416	0	76,416

UNMC-Auxiliary-739 Auxiliaries & Services/Restricted

COST OBJECT	FACULTY		NON FACULTY		EMPLOYEE BENEFITS	PERSONAL SERVICE CREDITS	TOTAL PERSONAL SERVICES	TOTAL OPERATING EXPENSES	TOTAL
	Dollar	FTE	Dollar	FTE					
33-4252-0046 Student Health	110,738	1	101,931	3	38,911	0	251,580	0	251,580
TOTAL	110,738	1	101,931	3	38,911	0	251,580	0	251,580

SUB PROGRAM TOTAL 189,310 2 1,155,497 28 320,911 0 1,665,718 741,967 2,407,685

SUBPROGRAM #/NAME: 43 Business and Finance

COST OBJECT	FACULTY		NON FACULTY		EMPLOYEE BENEFITS	PERSONAL SERVICE CREDITS	TOTAL PERSONAL SERVICES	TOTAL OPERATING EXPENSES	TOTAL
	Dollar	FTE	Dollar	FTE					
31-4301-0014 Vice Chancellor Bus / Fin	0	0	242,250	2	62,198	0	304,448	9,110	313,558
31-4301-0044 Asst Vice Chancellor Bus/Fin	0	0	293,108	3	67,212	0	360,320	47,653	407,973
31-4301-0054 Preparedness	0	0	76,082	1	19,552	0	95,634	0	95,634
31-4301-0064 Recycling	0	0	55,271	2	7,502	0	62,773	0	62,773
31-4305-0004 Accounting and Business Systems Developm	0	0	291,563	4	65,037	0	356,600	11,632	368,232
31-4307-0004 General Accounting Office (GAO)	0	0	261,676	5	45,920	0	307,596	18,771	326,367
31-4307-0014 Payroll	0	0	125,401	3	30,718	0	156,119	5,800	161,919
31-4307-0024 Accounts Payable	0	0	256,169	7	65,835	0	322,004	16,683	338,687
31-4307-0034 Cashiering	0	0	22,460	1	5,772	0	28,232	14,112	42,344
31-4313-0004 Budget Office	0	0	275,860	4	70,896	0	346,756	12,508	359,264
31-4313-0014 Federal R&A Recovery	0	0	61,490	2	34,259	0	95,749	6,583	102,332
31-4313-0024 Finance Controls & Compliance	0	0	129,171	3	39,171	0	168,342	0	168,342
31-4313-0050 Infrastructure Support	0	0	724,762	0	0	0	724,762	210,140	934,902
31-4315-0024 Inventory Control	0	0	0	0	0	0	0	0	0
31-4317-0004 Mail Service	0	0	252,766	19	50,683	0	303,449	77,172	380,621
31-4323-0014 EGAD	0	0	0	0	0	0	0	2,528	2,528
31-4323-0094 Staff Diversity Specialist	0	0	0	1	0	0	0	0	0
31-4323-0204 Employee Relations	0	0	357,727	7	89,509	0	447,236	20,000	467,236
31-4323-0224 Human Resources Information	0	0	0	0	0	0	0	14,000	14,000
31-4323-0244 Strategic Staffing & Compensation	0	0	496,050	10	123,625	0	619,675	70,000	689,675
31-4323-0264 Benefits and Records	0	0	150,092	3	42,347	0	192,439	16,000	208,439
31-4323-0274 New Employee Orientation	0	0	0	0	0	0	0	20,462	20,462
31-4323-0284 Human Resource Development	0	0	0	0	0	0	0	25,000	25,000
31-4323-0304 Human Resources Administration	0	0	0	0	0	0	0	40,000	40,000
31-4324-0104 Executive Director	0	0	212,361	2	52,773	0	265,134	12,846	277,980
31-4324-0105 FEAP	0	0	97,896	2	31,252	0	129,148	0	129,148

Print Date: 10/1/2010

UNMC-State General Fund-731 State & University Generated/Unrestricted

COST OBJECT	FACULTY		NON FACULTY		EMPLOYEE BENEFITS	PERSONAL SERVICE CREDITS	TOTAL PERSONAL SERVICES	TOTAL OPERATING EXPENSES	TOTAL
	Dollar	FTE	Dollar	FTE					
31-4301-0014 Vice Chancellor Bus / Fin	0	0	242,250	2	62,198	0	304,448	9,110	313,558
31-4301-0044 Asst Vice Chancellor Bus/Fin	0	0	293,108	3	67,212	0	360,320	47,653	407,973
31-4301-0054 Preparedness	0	0	76,082	1	19,552	0	95,634	0	95,634
31-4301-0064 Recycling	0	0	55,271	2	7,502	0	62,773	0	62,773
31-4305-0004 Accounting and Business Systems Developm	0	0	291,563	4	65,037	0	356,600	11,632	368,232
31-4307-0004 General Accounting Office (GAO)	0	0	261,676	5	45,920	0	307,596	18,771	326,367
31-4307-0014 Payroll	0	0	125,401	3	30,718	0	156,119	5,800	161,919
31-4307-0024 Accounts Payable	0	0	256,169	7	65,835	0	322,004	16,683	338,687
31-4307-0034 Cashiering	0	0	22,460	1	5,772	0	28,232	14,112	42,344
31-4313-0004 Budget Office	0	0	275,860	4	70,896	0	346,756	12,508	359,264
31-4313-0014 Federal R&A Recovery	0	0	61,490	2	34,259	0	95,749	6,583	102,332
31-4313-0024 Finance Controls & Compliance	0	0	129,171	3	39,171	0	168,342	0	168,342
31-4313-0050 Infrastructure Support	0	0	724,762	0	0	0	724,762	210,140	934,902
31-4315-0024 Inventory Control	0	0	0	0	0	0	0	0	0
31-4317-0004 Mail Service	0	0	252,766	19	50,683	0	303,449	77,172	380,621
31-4323-0014 EGAD	0	0	0	0	0	0	0	2,528	2,528
31-4323-0094 Staff Diversity Specialist	0	0	0	1	0	0	0	0	0
31-4323-0204 Employee Relations	0	0	357,727	7	89,509	0	447,236	20,000	467,236
31-4323-0224 Human Resources Information	0	0	0	0	0	0	0	14,000	14,000
31-4323-0244 Strategic Staffing & Compensation	0	0	496,050	10	123,625	0	619,675	70,000	689,675
31-4323-0264 Benefits and Records	0	0	150,092	3	42,347	0	192,439	16,000	208,439
31-4323-0274 New Employee Orientation	0	0	0	0	0	0	0	20,462	20,462
31-4323-0284 Human Resource Development	0	0	0	0	0	0	0	25,000	25,000
31-4323-0304 Human Resources Administration	0	0	0	0	0	0	0	40,000	40,000
31-4324-0104 Executive Director	0	0	212,361	2	52,773	0	265,134	12,846	277,980
31-4324-0105 FEAP	0	0	97,896	2	31,252	0	129,148	0	129,148

COST OBJECT LISTING BY SUB PROGRAM
 2010-2011 GENERAL OPERATING BUDGET
 UNIVERSITY OF NEBRASKA MEDICAL CENTER

Print Date: 10/1/2010

SUBPROGRAM #/NAME: 43 Business and Finance

UNMC-State General Fund-731 State & University Generated/Unrestricted

COST OBJECT	FACULTY		NON FACULTY		EMPLOYEE BENEFITS	PERSONAL SERVICE CREDITS	TOTAL PERSONAL SERVICES	TOTAL OPERATING EXPENSES	TOTAL
	Dollar	FTE	Dollar	FTE					
31-4325-0104	0	0	0	0	0	0	0	13,965	13,965
31-4325-0514	0	0	0	0	0	0	0	28,879	28,879
31-4326-0004	0	0	391,963	7	88,266	0	480,229	5,021	485,250
31-4327-0004	0	0	155,498	1	39,846	0	195,344	923	196,267
31-4327-0007	0	0	0	0	0	0	0	0	0
31-4327-0045	0	0	109,636	1	23,148	0	132,784	5,000	137,784
31-4332-0014	0	0	1,842,556	30	454,259	0	2,296,815	661,618	2,958,433
31-4332-0204	0	0	0	0	0	0	0	0	0
31-4338-0014	0	0	0	0	0	0	0	83,365	83,365
31-4338-0024	0	0	0	0	0	0	0	0	0
31-4399-0218	0	0	1,276,190	1	0	0	1,276,190	-382,067	894,123
31-4399-0506	0	0	0	0	0	0	0	0	0
TOTAL	0	0	8,157,998	120	1,509,780	0	9,667,778	1,067,704	10,735,482

UNMC-State General Fund-731 Cash & Student Contracts/Designated

COST OBJECT	FACULTY		NON FACULTY		EMPLOYEE BENEFITS	PERSONAL SERVICE CREDITS	TOTAL PERSONAL SERVICES	TOTAL OPERATING EXPENSES	TOTAL
	Dollar	FTE	Dollar	FTE					
31-4309-0004	0	0	263,326	10	115,469	0	378,795	11,596	390,391
31-4399-0304	0	0	0	0	0	0	0	-558,333	-558,333
TOTAL	0	0	263,326	10	115,469	0	378,795	-546,737	-167,942

UNMC-Auxiliary-739 Auxiliaries & Services/Restricted

COST OBJECT	FACULTY		NON FACULTY		EMPLOYEE BENEFITS	PERSONAL SERVICE CREDITS	TOTAL PERSONAL SERVICES	TOTAL OPERATING EXPENSES	TOTAL
	Dollar	FTE	Dollar	FTE					
33-4301-3010	0	0	0	0	0	0	0	0	0
33-4301-3050	0	0	657,190	10	120,612	0	777,802	0	777,802
33-4313-1527	0	0	116,678	3	21,414	0	138,092	0	138,092
33-4327-0020	0	0	0	0	0	0	0	65,132	65,132
33-4351-0101	0	0	126,197	3	22,957	0	149,154	0	149,154
33-4351-0102	0	0	90,651	2	15,625	0	106,276	0	106,276
33-4351-0103	0	0	111,668	3	20,394	0	132,062	0	132,062
33-4351-0104	0	0	111,553	3	20,068	0	131,621	0	131,621
33-4351-0105	0	0	87,031	2	15,971	0	103,002	0	103,002
33-4351-0116	0	0	195,710	5	35,715	0	231,425	753,690	985,115
33-4351-0166	0	0	0	0	0	0	0	90,000	90,000
33-4352-0996	0	0	70,515	2	12,941	0	83,456	290,000	373,456
33-4353-0006	0	0	107,056	2	14,585	0	121,641	1,279,556	1,401,197
33-4353-0026	0	0	24,156	1	4,432	0	28,588	0	28,588
33-4354-0016	0	0	0	0	0	0	0	5,000	5,000
33-4354-0076	0	0	207,331	5	38,320	0	245,651	82,000	327,651
33-4355-0406	0	0	0	0	0	0	0	261,057	261,057
33-4355-0806	0	0	150,405	5	25,234	0	175,639	0	175,639
33-4357-0010	0	0	0	0	0	0	0	93,000	93,000
33-4357-0020	0	0	0	0	0	0	0	160,000	160,000
33-4357-0040	0	0	322,059	9	59,107	0	381,166	0	381,166
33-4357-0070	0	0	39,720	1	7,290	0	47,010	20,000	67,010
33-4357-0080	0	0	0	0	0	0	0	575,000	575,000

COST OBJECT LISTING BY SUB PROGRAM
 2010-2011 GENERAL OPERATING BUDGET
 UNIVERSITY OF NEBRASKA MEDICAL CENTER

Print Date: 10/1/2010

SUBPROGRAM #/NAME: 43 Business and Finance
 UNMC-Auxiliary-739 Auxiliaries & Services/Restricted

COST OBJECT	FACULTY		NON FACULTY		EMPLOYEE BENEFITS	PERSONAL SERVICE CREDITS	TOTAL PERSONAL SERVICES	TOTAL OPERATING EXPENSES	TOTAL
	Dollar	FTE	Dollar	FTE					
33-4357-0090	0	0	0	0	0	0	0	500,000	500,000
33-4357-0300	0	0	72,827	2	13,365	0	86,192	577,500	663,692
33-4360-0006	0	0	23,364	1	246	0	23,610	80,786	104,396
33-4360-0026	0	0	0	0	0	0	0	41,211	41,211
33-4360-0036	0	0	0	0	0	0	0	16,311	16,311
33-4361-0006	0	0	0	0	0	0	0	69,130	69,130
33-4363-0196	0	0	38,266	1	7,022	0	45,288	0	45,288
33-4363-0456	0	0	12,610	0	2,182	0	14,792	0	14,792
33-4363-1033	0	0	38,351	1	7,039	0	45,390	0	45,390
33-4363-1216	0	0	697,167	12	127,950	0	825,117	0	825,117
33-4363-1476	0	0	156,293	4	28,684	0	184,977	30,295	215,272
33-4363-2576	0	0	49,815	1	9,142	0	58,957	68,600	127,557
33-4363-2916	0	0	0	0	0	0	0	0	0
33-4363-3000	0	0	47,025	1	8,631	0	55,656	0	55,656
TOTAL	0	0	3,553,638	78	638,926	0	4,192,564	5,058,268	9,250,832
SUB PROGRAM TOTAL									
	0	0	11,974,962	208	2,264,175	0	14,239,137	5,579,235	19,818,372

Print Date: 10/1/2010

SUBPROGRAM #/NAME: 44 General Expense
 UNMC-State General Fund-731 State & University Generated/Unrestricted

COST OBJECT	FACULTY		NON FACULTY		EMPLOYEE BENEFITS	PERSONAL SERVICE CREDITS	TOTAL PERSONAL SERVICES	TOTAL OPERATING EXPENSES	TOTAL
	Dollar	FTE	Dollar	FTE					
31-4405-0004	0	0	605,626	18	240,335	0	845,961	24,492	870,453
31-4405-0014	0	0	0	0	0	0	0	0	0
31-4405-0024	0	0	0	0	0	0	0	1,000	1,000
31-4405-0034	0	0	0	0	0	0	0	3,212	3,212
31-4405-0054	0	0	0	0	0	0	0	12,317	12,317
31-4405-0074	0	0	0	0	0	0	0	2,033	2,033
31-4405-0084	0	0	0	0	0	0	0	0	0
31-4434-0124	0	0	0	1	0	0	0	3,773	3,773
31-4434-0144	0	0	0	0	0	0	0	67,676	67,676
31-4435-0004	0	0	0	0	0	0	0	1,089,680	1,089,680
31-4435-0034	0	0	0	0	0	0	0	2,151	2,151
31-4435-0054	0	0	0	0	0	0	0	428,000	428,000
31-4437-0014	0	0	0	0	576,833	0	576,833	0	576,833
31-4438-0004	0	0	0	0	0	0	0	79,704	79,704
TOTAL	0	0	605,626	18	817,168	0	1,422,794	1,714,038	3,136,832

SUBPROGRAM #/NAME: 45 Business and Finance
 UNMC-Auxiliary-739 Auxiliaries & Services/Restricted

COST OBJECT	FACULTY		NON FACULTY		EMPLOYEE BENEFITS	PERSONAL SERVICE CREDITS	TOTAL PERSONAL SERVICES	TOTAL OPERATING EXPENSES	TOTAL
	Dollar	FTE	Dollar	FTE					
33-4407-1000	0	0	278,832	5	44,251	0	323,083	69,390	392,473
33-4451-0010	0	0	19,579	0	206	0	19,785	0	19,785
TOTAL	0	0	298,411	5	44,457	0	342,868	69,390	412,258
SUB PROGRAM TOTAL									
	0	0	904,037	24	861,625	0	1,765,662	1,783,428	3,549,090

COST OBJECT LISTING BY SUB PROGRAM
 2010-2011 GENERAL OPERATING BUDGET
 UNIVERSITY OF NEBRASKA MEDICAL CENTER

Print Date: 10/1/2010

SUBPROGRAM #/NAME: 51 College of Medicine
 UNMC-State General Fund-731 State & University Generated/Unrestricted

COST OBJECT	FACULTY		NON FACULTY		EMPLOYEE BENEFITS	PERSONAL SERVICE CREDITS	TOTAL PERSONAL SERVICES	TOTAL OPERATING EXPENSES	TOTAL
	Dollar	FTE	Dollar	FTE					
31-5101-0001	464,238	1	1,074,867	15	351,465	0	1,890,570	0	1,890,570
31-5101-0021	0	0	18,557	1	4,769	0	23,326	0	23,326
31-5101-0100	0	0	0	0	0	0	0	0	0
31-5101-0143	73,294	1	138,378	3	0	0	211,672	0	211,672
31-5101-0146	0	0	0	0	0	0	0	0	0
31-5101-0500	168,001	1	164,849	1	20,576	0	353,426	0	353,426
31-5101-0502	0	0	0	0	0	0	0	0	0
31-5101-0520	14,269	1	50,824	0	0	0	65,093	11,989	77,082
31-5101-0570	0	0	82,971	0	0	0	82,971	0	82,971
31-5101-0590	0	0	40,951	1	0	0	40,951	0	40,951
31-5101-0600	54,449	1	0	0	13,993	0	68,442	0	68,442
31-5101-0700	0	0	0	0	0	0	0	0	0
31-5101-1000	119,118	1	0	0	30,614	0	149,732	0	149,732
31-5101-2001	0	0	32,921	0	0	0	32,921	0	32,921
31-5101-3005	3,858	0	0	0	992	0	4,850	0	4,850
31-5101-8055	0	0	0	0	0	0	0	0	0
31-5101-8057	0	0	0	0	0	0	0	0	0
31-5104-0001	116,607	2	0	0	0	0	116,607	0	116,607
31-5104-0011	265,492	3	170,011	3	0	0	435,503	0	435,503
31-5108-0100	0	0	0	0	0	0	0	0	0
31-5108-0500	0	1	0	0	0	0	0	0	0
31-5108-1100	0	0	0	0	0	0	0	0	0
31-5108-1200	0	1	0	0	0	0	0	0	0
31-5108-1400	0	1	0	0	0	0	0	0	0
31-5108-1501	0	0	0	0	0	0	0	0	0
31-5108-1502	4,500	0	-4,500	0	0	0	0	0	0
31-5108-1600	70,000	1	-70,000	0	0	0	0	0	0
31-5108-1900	0	0	0	0	0	0	0	0	0
31-5108-2702	0	0	0	0	0	0	0	0	0
31-5108-3000	0	0	0	0	0	0	0	0	0
31-5108-3001	0	0	0	0	0	0	0	0	0
31-5108-3002	0	0	0	0	0	0	0	0	0
31-5108-3003	0	0	0	0	0	0	0	0	0
31-5108-3200	46,380	1	-46,380	0	0	0	0	0	0
31-5108-3400	0	0	0	0	0	0	0	0	0
31-5108-3500	10,387	1	0	0	2,669	0	13,056	0	13,056
31-5109-1502	0	0	0	0	0	0	0	0	0
31-5109-3014	0	0	0	0	0	0	0	0	0
31-5110-0100	0	0	0	0	0	0	0	0	0
31-5110-1100	0	0	0	0	0	0	0	0	0
31-5110-1300	0	0	0	0	0	0	0	0	0
31-5110-1400	0	0	0	0	0	0	0	0	0
31-5110-1500	0	0	0	0	0	0	0	0	0
31-5110-1700	0	0	0	0	0	0	0	0	0
31-5110-1800	0	0	0	0	0	0	0	0	0
31-5110-2200	0	0	0	0	0	0	0	0	0
31-5110-2700	0	0	0	0	0	0	0	0	0
31-5110-3400	0	0	0	0	0	0	0	0	0

COST OBJECT LISTING BY SUB PROGRAM
 2010-2011 GENERAL OPERATING BUDGET
 UNIVERSITY OF NEBRASKA MEDICAL CENTER

Print Date: 10/1/2010

SUBPROGRAM #/NAME: 51 College of Medicine
 UNMC-State General Fund-731 State & University Generated/Unrestricted

COST OBJECT	FACULTY		NON FACULTY		EMPLOYEE BENEFITS	PERSONAL SERVICE CREDITS	TOTAL PERSONAL SERVICES	TOTAL OPERATING EXPENSES	TOTAL
	Dollar	FTE	Dollar	FTE					
31-5110-3500	0	0	0	0	0	0	0	0	0
31-5110-3600	0	0	0	0	0	0	0	0	0
31-5128-0100	31,653	0	0	0	8,135	0	39,788	0	39,788
31-5128-2100	34,284	0	0	0	8,811	0	43,095	0	43,095
31-5131-0001	0	0	9,544,558	184	2,136,940	0	11,681,498	200,047	11,881,545
31-5131-0002	0	0	0	263	0	0	0	0	0
31-5131-7003	0	0	0	0	0	0	0	0	0
31-5140-0001	1,357,825	10	204,820	9	230,339	0	1,792,984	0	1,792,984
31-5140-3003	8,362	0	0	0	2,150	0	10,512	0	10,512
31-5140-3022	8,362	0	0	0	2,150	0	10,512	0	10,512
31-5140-3024	0	0	0	0	0	0	0	0	0
31-5140-3026	0	0	0	0	0	0	0	0	0
31-5140-3029	0	0	0	0	0	0	0	0	0
31-5140-3030	6,121	0	0	0	1,573	0	7,694	0	7,694
31-5140-3031	5,953	0	0	0	1,530	0	7,483	0	7,483
31-5140-3032	7,056	0	0	0	1,813	0	8,869	0	8,869
31-5140-3033	8,362	0	0	0	2,150	0	10,512	0	10,512
31-5140-3034	10,034	0	0	0	2,579	0	12,613	0	12,613
31-5140-3035	0	0	0	0	0	0	0	0	0
31-5140-4000	0	0	0	0	0	0	0	0	0
31-5140-4001	0	0	0	2	0	0	0	0	0
31-5140-4002	0	0	0	0	0	0	0	0	0
31-5140-4004	0	0	0	1	0	0	0	0	0
31-5140-7000	0	0	0	0	0	0	0	0	0
31-5150-0001	1,536,377	12	353,368	11	245,685	0	2,135,430	20,437	2,155,867
31-5150-0200	0	0	0	1	0	0	0	0	0
31-5150-3008	8,127	0	0	0	2,089	0	10,216	0	10,216
31-5150-3010	15,920	0	0	0	4,092	0	20,012	0	20,012
31-5150-3011	0	0	0	0	0	0	0	0	0
31-5150-3012	3,828	0	0	0	984	0	4,812	0	4,812
31-5150-3013	25,788	0	0	0	6,628	0	32,416	0	32,416
31-5150-5000	1,920,906	2	0	0	0	0	2,260,002	0	2,358,854
31-5160-0001	0	8	141,875	3	197,221	0	0	98,852	98,852
31-5160-4000	0	1	0	6	0	0	0	0	0
31-5160-8000	0	0	0	1	0	0	0	0	0
31-5170-0001	1,219,634	9	220,037	2	189,754	0	1,629,425	12,289	1,641,714
31-5170-3017	0	0	0	0	0	0	0	0	0
31-5170-3018	0	0	0	0	0	0	0	0	0
31-5170-3021	0	0	0	0	0	0	0	0	0
31-5170-3022	0	0	0	0	0	0	0	0	0
31-5170-3023	0	0	0	0	0	0	0	0	0
31-5170-3024	0	0	0	0	0	0	0	0	0
31-5170-3025	0	0	0	0	0	0	0	0	0
31-5170-3026	0	0	0	0	0	0	0	0	0
31-5170-3027	4,680	0	0	0	1,203	0	5,883	0	5,883
31-5170-3028	2,208	0	0	0	568	0	2,776	0	2,776
31-5170-4000	0	0	0	0	0	0	0	0	0
31-5170-4005	0	0	0	0	0	0	0	0	0
31-5170-4060	0	0	0	1	0	0	0	0	0

COST OBJECT LISTING BY SUB PROGRAM
 2010-2011 GENERAL OPERATING BUDGET
 UNIVERSITY OF NEBRASKA MEDICAL CENTER

Print Date: 10/1/2010

SUBPROGRAM #/NAME: 51 College of Medicine

UNMC-State General Fund-731 State & University Generated/Unrestricted

COST OBJECT	FACULTY		NON FACULTY		EMPLOYEE BENEFITS	PERSONAL SERVICE CREDITS	TOTAL PERSONAL SERVICES	TOTAL OPERATING EXPENSES	TOTAL
	Dollar	FTE	Dollar	FTE					
31-5170-4095 Dept. Grant Return	0	0	0	0	0	0	0	0	0
31-5170-7095 Extended Grant Return-Dept	0	0	0	1	0	0	0	0	0
31-5170-8095 Physiology/Biophysics	0	0	0	1	0	0	0	0	0
TOTAL	7,626,073	61	12,118,107	506	3,471,472	0	23,215,652	343,614	23,559,266

UNMC-Federal Letter of Credit-736 Federal/Restricted

COST OBJECT	FACULTY		NON FACULTY		EMPLOYEE BENEFITS	PERSONAL SERVICE CREDITS	TOTAL PERSONAL SERVICES	TOTAL OPERATING EXPENSES	TOTAL
	Dollar	FTE	Dollar	FTE					
34-5140-2021002 Communication and Chemoprevention of Pro	4,964	0	0	0	1,174	0	6,138	0	6,138
34-5140-2025001 Molecular Mechanisms Controlling Endocyt	46,810	1	0	0	11,070	0	57,880	0	57,880
34-5140-2026001 Mechanisms of Gap Junction Regulation	19,231	0	15,340	1	8,178	0	42,749	0	42,749
34-5140-2027006 Biochemistry & Molec	50,411	0	0	0	11,922	0	62,333	0	62,333
34-5140-2028001 Biochemistry & Molec	32,126	0	48,317	1	19,026	0	99,469	0	99,469
34-5140-2028101 Smoking and Pancreatic Cancer	0	0	39,364	1	9,309	0	48,673	0	48,673
34-5140-2029001 Biochemistry & Molec	38,057	0	48,177	1	20,396	0	106,630	0	106,630
34-5140-2031010 Biochemistry and Molecular Biology	30,328	0	45,795	1	18,006	0	94,129	0	94,129
34-5140-2032001 Biochem and Molecular Biology	46,358	1	119,221	5	39,165	0	204,744	0	204,744
34-5140-2034011 Biochem and Molecular Biology	12,050	0	0	0	2,849	0	14,899	0	14,899
34-5140-2036001 Biochem and Molecular Biology	62,062	0	135,684	3	46,774	0	244,520	0	244,520
34-5140-2037004 Biochem and Molecular Biology	28,224	0	123,880	4	35,977	0	188,081	0	188,081
34-5140-2039001 Biochem and Molecular Biology	1,712	0	17,500	1	4,544	0	23,756	0	23,756
34-5150-2024003 Assays of Stem Cell Function in Clinical	50,976	0	68,394	2	28,234	0	147,604	0	147,604
34-5150-2029001 Basis of the Requirements of IRF4 & IRF8	32,954	0	0	0	7,793	0	40,747	0	40,747
34-5150-2030001 ERA Regulation of Intestinal Homeostasis	35,053	1	68,723	2	24,545	0	128,321	0	128,321
34-5150-2032006 Cell Biology & Anatomy	38,276	1	26,084	1	15,223	0	79,583	0	79,583
34-5150-2033006 Cell Biology & Anatomy	84,645	1	35,000	1	28,300	0	147,945	0	147,945
34-5150-2036001 Cell Biology/Anatomy	38,067	0	0	0	9,003	0	47,070	0	47,070
34-5150-2037009 Genetics Cell Biol	45,508	1	31,859	1	18,299	0	95,666	0	95,666
34-5150-2040009 Cell Biology/Anatomy	164,563	1	37,764	1	47,855	0	250,182	0	250,182
34-5150-2041009 Cell Biology/Anatomy	5,614	0	54,534	1	14,227	0	74,375	0	74,375
34-5150-2042007 Cell Biology/Anatomy	0	0	36,500	1	8,634	0	45,134	0	45,134
34-5150-2043004 Cell Biology/Anatomy	24,559	0	59,058	2	19,779	0	103,396	0	103,396
34-5150-2044001 Cell Biology/Anatomy	0	0	21,060	1	4,981	0	26,041	0	26,041
34-5150-2045001 Cell Biology/Anatomy	45,815	1	15,698	1	3,714	0	19,412	0	19,412
34-5150-2046002 Cell Biology/Anatomy	5,531	0	19,064	1	15,347	0	80,226	0	80,226
34-5160-1003005 Pharmacology	51,645	0	1,991	0	1,308	0	6,839	0	6,839
34-5160-2020013 Pharmacology/Exp Neuroscience	90,636	1	34,835	1	12,687	0	66,323	0	66,323
34-5160-2021005 Pharmacology/Exp Neuroscience	82,062	1	0	0	29,676	0	155,147	0	155,147
34-5160-2023001 Pharmacology/Exp Neuroscience	31,315	0	36,723	1	19,146	0	101,208	0	101,208
34-5160-2024001 Pharmacology/Exp Neuroscience	22,330	0	0	0	16,092	0	84,130	0	84,130
34-5160-2026801 Project 1: Mononuclear phagocytes immuni	10,581	0	0	0	5,282	0	27,612	0	27,612
34-5160-2026802 Project 2: Macrophage-based nanoformulat	43,298	0	36,970	2	18,986	0	13,085	0	13,085
34-5160-2026803 Project 3: Modulation of blood-brain bar	38,495	0	0	0	9,105	0	99,254	0	99,254
34-5160-2026804 Core A: Cells and Tissue Core	4,466	0	24,759	1	6,913	0	47,600	0	47,600
34-5160-2026805 Core C: Proteomics Core	12,166	0	20,770	1	5,386	0	36,138	0	36,138
34-5160-2026806 Core D: Administrative Core	25,200	0	35,477	1	11,269	0	58,912	0	58,912

COST OBJECT LISTING BY SUB PROGRAM
 2010-2011 GENERAL OPERATING BUDGET
 UNIVERSITY OF NEBRASKA MEDICAL CENTER

Print Date: 10/1/2010

SUBPROGRAM #/NAME: 51 College of Medicine
 UNMC-Federal Letter of Credit-736 Federal/Restricted

COST OBJECT	FACULTY		NON FACULTY		EMPLOYEE BENEFITS	PERSONAL SERVICE CREDITS	TOTAL PERSONAL SERVICES	TOTAL OPERATING EXPENSES	TOTAL
	Dollar	FTE	Dollar	FTE					
34-5160-2026813	18,342	0	0	0	4,339	0	22,681	0	22,681
34-5160-2027001	35,305	1	0	0	8,351	0	43,656	0	43,656
34-5160-2028012	39,123	0	104,688	2	34,015	0	177,826	0	177,826
34-5160-2029001	47,045	0	0	0	11,129	0	58,174	0	58,174
34-5160-2030001	54,383	1	41,253	1	22,621	0	118,257	0	118,257
34-5160-2031001	67,497	1	10,258	0	18,390	0	96,145	0	96,145
34-5160-2032002	12,030	0	16,777	0	10,366	0	54,193	0	54,193
34-5160-2033102	27,050	0	0	0	2,845	0	14,875	0	14,875
34-5160-2033202	66,308	1	0	0	15,683	0	81,991	0	81,991
34-5160-2033302	12,166	0	68,620	2	19,108	0	99,894	0	99,894
34-5160-2033402	41,671	0	49,170	1	21,486	0	112,327	0	112,327
34-5160-2035004	32,024	0	49,990	1	19,400	0	101,414	0	101,414
34-5160-2036002	0	0	42,600	2	10,077	0	52,677	0	52,677
34-5160-2037001	0	0	51,000	2	12,062	0	63,062	0	63,062
34-5160-2038001	75,784	1	90,500	2	39,330	0	205,614	0	205,614
34-5160-2039110	62,423	0	79,862	2	33,654	0	175,939	0	175,939
34-5160-2039210	0	0	48,624	1	11,501	0	60,125	0	60,125
34-5160-2039310	38,515	1	12,000	0	11,949	0	62,464	0	62,464
34-5160-2039410	8,628	0	0	0	2,040	0	10,668	0	10,668
34-5160-2040001	12,027	0	0	0	2,845	0	14,872	0	14,872
34-5160-2041001	0	0	33,125	1	7,835	0	40,960	0	40,960
34-5160-2042001	31,000	0	40,570	1	16,930	0	88,500	0	88,500
34-5160-2043001	21,000	0	11,250	0	7,628	0	39,878	0	39,878
34-5160-2044001	40,800	0	18,750	1	14,085	0	73,635	0	73,635
34-5160-2045007	31,000	0	37,500	1	16,204	0	84,704	0	84,704
34-5160-2046001	41,000	1	40,000	1	19,158	0	100,158	0	100,158
34-5160-2047001	26,331	1	36,500	1	14,863	0	77,694	0	77,694
34-5160-2048002	0	0	22,028	1	5,211	0	27,239	0	27,239
34-5160-2049007	24,969	0	94,171	2	28,180	0	147,320	0	147,320
34-5160-2050010	44,461	0	94,826	3	32,945	0	172,232	0	172,232
34-5170-2042006	47,920	0	12,372	0	14,292	0	74,584	0	74,584
34-5170-2043001	57,402	0	51,619	1	25,786	0	134,807	0	134,807
34-5170-2044005	38,060	0	20,743	1	13,910	0	72,713	0	72,713
34-5170-2045001	91,642	1	0	0	21,675	0	113,317	0	113,317
34-5170-2046001	39,461	1	0	0	9,334	0	48,795	0	48,795
34-5170-2047002	39,585	1	40,663	1	18,980	0	99,228	0	99,228
34-5170-2048001	69,052	1	37,120	1	25,113	0	131,285	0	131,285
34-5170-2049001	71,544	1	43,597	1	27,234	0	142,375	0	142,375
34-5170-2050001	38,568	0	56,242	1	22,424	0	117,234	0	117,234
34-5170-2052011	7,928	0	131,989	2	33,093	0	173,010	0	173,010
34-5170-2053011	68,474	1	46,054	1	27,090	0	141,618	0	141,618
34-5170-2054011	66,666	1	119,325	3	43,992	0	229,983	0	229,983
34-5170-2056011	0	0	64,520	1	15,262	0	79,782	0	79,782
34-5170-2057011	21,600	0	93,271	2	27,171	0	142,042	0	142,042
34-5170-2058011	27,524	0	46,926	1	17,609	0	92,059	0	92,059
34-5170-2059021	792	0	66,736	1	15,972	0	83,500	0	83,500
34-5170-2060001	0	0	29,120	1	6,887	0	36,007	0	36,007
34-5170-2061001	0	0	0	0	0	0	0	0	0
34-5170-2062001	52,500	1	7,992	0	14,307	0	74,799	0	74,799

COST OBJECT LISTING BY SUB PROGRAM
 2010-2011 GENERAL OPERATING BUDGET
 UNIVERSITY OF NEBRASKA MEDICAL CENTER

Print Date: 10/1/2010

SUBPROGRAM #/NAME: 51 College of Medicine

		TOTAL	31	3,007,685	86	1,481,577	0	7,746,421	0	7,746,421
		UNMC-Federal Advance-737 Federal/Restricted								
COST OBJECT	Dollar	FTE	Dollar	NON FACULTY FTE	EMPLOYEE BENEFITS	PERSONAL SERVICE CREDITS	TOTAL PERSONAL SERVICES	TOTAL OPERATING EXPENSES	TOTAL	TOTAL
36-5140-2015001	Biochemistry & Molec	0	27,689	2	25,132	0	131,390	0	131,390	131,390
36-5140-2016001	Biochemistry & Molec	0	19,954	0	7,249	0	37,898	0	37,898	37,898
36-5140-2017001	Biochemistry and Molecular Biology	0	20,447	1	14,232	0	74,403	0	74,403	74,403
36-5140-2018001	Biochemistry and Molecular Biology	0	3,758	0	889	0	4,647	0	4,647	4,647
36-5140-2021001	Biochem and Molecular Biology	0	21,921	1	15,937	0	83,318	0	83,318	83,318
36-5150-2005002	Cell Biology & Anatomy	1	61,621	0	14,575	0	76,196	0	76,196	76,196
TOTAL	155,290	2	174,548	5	78,014	0	407,852	0	407,852	407,852
		UNMC-Trust-Grant/Cont/Loan/End-738 Trust/Restricted								
COST OBJECT	Dollar	FTE	Dollar	NON FACULTY FTE	EMPLOYEE BENEFITS	PERSONAL SERVICE CREDITS	TOTAL PERSONAL SERVICES	TOTAL OPERATING EXPENSES	TOTAL	TOTAL
36-5140-2072001	Biochemistry & Molec	0	0	2	18,045	0	86,002	0	86,002	86,002
36-5140-2074001	Biochemistry & Molec	0	12,959	0	3,440	0	16,399	0	16,399	16,399
36-5140-2080001	Biochemistry & Molec	0	0	1	10,926	0	52,068	0	52,068	52,068
36-5140-2083001	Biochemistry and Molecular Biology	0	2,090	1	5,458	0	26,016	0	26,016	26,016
36-5140-2084003	Biochemistry and Molecular Biology	0	2,090	1	5,458	0	26,016	0	26,016	26,016
36-5140-2085001	Biochem and Molecular Biology	0	0	1	4,513	0	21,513	0	21,513	21,513
36-5140-2087001	Biochem and Molecular Biology	0	0	1	1,590	0	7,574	0	7,574	7,574
36-5140-2088001	Biochem and Molecular Biology	0	0	0	0	0	0	0	0	0
36-5140-2092001	Biochem and Molecular Biology	0	10,115	1	8,512	0	40,569	0	40,569	40,569
36-5150-2054001	Cell Biology/Anatomy	0	16,285	0	4,324	0	20,609	0	20,609	20,609
36-5160-2029012	U Mass CFAR Elutriation Core	0	0	0	0	0	25,036	0	25,036	25,036
36-5160-2033010	Pharmacology/Exp Neuroscience	1	44,751	1	20,274	0	96,625	0	96,625	96,625
36-5160-2034001	Pharmacology/Exp Neuroscience	0	23,892	0	10,898	0	51,580	0	51,580	51,580
36-5160-2035001	Pharmacology/Exp Neuroscience	0	0	0	0	0	0	0	0	0
36-5160-2037003	Alcohol Abuse and HIV-1 Mechanisms	0	20,909	2	23,359	0	111,329	0	111,329	111,329
36-5160-2039001	Pharmacology/Exp Neuroscience	0	0	1	8,174	0	38,955	0	38,955	38,955
36-5160-2043001	Pharmacology/Exp Neuroscience	0	13,650	0	3,626	0	17,276	0	17,276	17,276
36-5160-2044001	Pharmacology	0	0	1	11,949	0	56,949	0	56,949	56,949
36-5160-2045001	Pharmacology	0	0	1	5,993	0	28,561	0	28,561	28,561
36-5160-2047001	Pharmacology/Exp Neuroscience	0	4,200	1	9,896	0	47,166	0	47,166	47,166
36-5160-2048001	Pharmacology/Exp Neuroscience	0	0	1	10,856	0	51,742	0	51,742	51,742
36-5160-2049001	Pharmacology/Exp Neuroscience	0	0	0	778	0	3,712	0	3,712	3,712
36-5160-2050001	Pharmacology/Exp Neuroscience	0	12,403	0	3,292	0	15,695	0	15,695	15,695
36-5170-2077001	Cerebral Vasoreactivity and Ischemia Dur	0	19,557	1	19,489	0	92,893	0	92,893	92,893
36-5170-2078001	Sympatho-Excitation in Chronic Heart Fai	0	7,500	0	5,180	0	24,686	0	24,686	24,686
36-5170-2084001	Cellular/Integrative Physiology	0	18,000	0	7,450	0	35,504	0	35,504	35,504
36-5170-2086003	Redox Biology Center	0	5,468	0	1,452	0	6,920	0	6,920	6,920
36-5170-2087002	Mitochondrial-Produced Reactive Oxygen S	0	7,948	1	7,624	0	36,337	0	36,337	36,337
36-5170-2091002	CNS InterCellular Signaling Mech in Card	0	14,625	0	6,554	0	31,233	0	31,233	31,233
36-5170-2095002	Superoxide vs Hydrogen Peroxide in Redox	0	8,100	0	5,592	0	26,652	0	26,652	26,652
36-5170-2097001	Cellular/Integrative Phys	0	0	1	11,099	0	52,895	0	52,895	52,895
37-5101-1006004	IT Departmental Reimbursements	0	0	0	0	0	0	0	0	0
37-5101-1040001	Dean's Chair Commitments	0	0	0	0	0	0	0	0	0
37-5101-1040018	Dean's Chair Commit-Ortho-Gavin	2	187,567	0	64,043	0	305,234	0	305,234	305,234
37-5101-1040036	Fayad - Neuro Sci	1	122,919	0	32,638	0	155,557	0	155,557	155,557
37-5101-1041116	Gollan Start-up \$ Grimm	0	30,258	0	8,033	0	38,291	0	38,291	38,291

COST OBJECT LISTING BY SUB PROGRAM
 2010-2011 GENERAL OPERATING BUDGET
 UNIVERSITY OF NEBRASKA MEDICAL CENTER

Print Date: 10/1/2010

SUBPROGRAM #/NAME: 51 College of Medicine
 UNMC-Trust-Grant/Cont/Loan/End-738 Trust/Restricted

COST OBJECT	FACULTY		NON FACULTY		EMPLOYEE BENEFITS	PERSONAL SERVICE CREDITS	TOTAL PERSONAL SERVICES	TOTAL OPERATING EXPENSES	TOTAL
	Dollar	FTE	Dollar	FTE					
37-5101-1043005	14,105	0	0	0	3,745	0	17,850	0	17,850
37-5101-1044002	9,146	0	0	0	2,428	0	11,574	0	11,574
37-5101-1044003	3,500	0	0	0	929	0	4,429	0	4,429
37-5101-1060001	10,000	0	0	0	2,656	0	12,656	0	12,656
37-5101-1080001	40,000	0	0	0	10,622	0	50,622	0	50,622
37-5101-1095001	0	0	143,411	3	38,079	0	181,490	0	181,490
37-5101-2009155	18,843	0	0	0	5,003	0	23,846	0	23,846
37-5101-2013002	0	0	5,661	0	1,504	0	7,165	0	7,165
37-5101-2013005	40,640	0	7,585	0	12,806	0	61,031	0	61,031
37-5101-2013006	24,737	0	7,585	0	8,582	0	40,904	0	40,904
37-5101-2014003	0	0	0	0	0	0	0	0	0
37-5101-2016007	896	0	11,915	0	3,401	0	16,212	0	16,212
37-5101-2017001	0	0	24,494	1	6,504	0	30,998	0	30,998
37-5101-3002001	33,909	0	192,061	1	60,001	0	285,971	660,934	946,905
37-5101-3002120	332,776	2	79,683	1	109,518	0	521,977	57,229	579,206
37-5101-3002150	345,518	2	2,360,046	35	718,401	0	3,423,965	0	3,423,965
37-5101-3002160	86,227	1	206,167	2	77,638	0	370,032	43,071	413,103
37-5101-3002170	0	0	0	0	0	0	0	4,587	4,587
37-5101-3002180	0	0	70,814	1	18,804	0	89,618	19,141	108,759
37-5101-3002190	79,759	0	129,637	1	55,600	0	264,996	0	264,996
37-5101-3002200	0	0	0	0	0	0	0	342,712	342,712
37-5101-3002210	0	0	337,957	7	89,685	0	427,642	0	427,642
37-5101-3002250	250,644	3	0	0	66,553	0	317,197	0	317,197
37-5101-3002260	0	0	77,035	0	20,454	0	97,489	145,927	243,416
37-5101-3002270	0	0	741,666	11	197,575	0	939,241	0	939,241
37-5101-3002272	0	0	1,242,296	23	329,864	0	1,572,160	0	1,572,160
37-5101-3002300	283,901	2	0	0	75,383	0	359,284	0	359,284
37-5101-3002400	0	0	159,450	4	42,338	0	201,788	0	201,788
37-5101-3002993	9,196	0	0	0	2,442	0	11,638	0	11,638
37-5101-3003004	106,986	1	0	0	28,129	0	135,115	0	135,115
37-5101-3003990	13,695	0	0	0	3,636	0	17,331	0	17,331
37-5101-3003991	5,283	0	0	0	1,403	0	6,686	0	6,686
37-5101-3003992	9,708	0	0	0	2,578	0	12,286	0	12,286
37-5101-9110001	152,644	1	615,446	8	203,817	0	971,907	0	971,907
37-5101-9110011	0	0	0	0	0	0	0	0	0
37-5101-9110012	77,481	1	92,786	1	45,210	0	215,477	0	215,477
37-5101-9110013	0	0	5,000	0	1,327	0	6,327	0	6,327
37-5101-9110014	344,716	3	5,913	0	93,103	0	443,732	0	443,732
37-5101-9110015	647,529	6	80,866	1	193,416	0	921,841	0	921,841
37-5101-9110016	170,128	2	10,000	0	47,828	0	227,956	0	227,956
37-5101-9110017	71,473	1	10,000	0	21,633	0	103,106	0	103,106
37-5101-9110018	10,706	0	81,471	0	24,474	0	116,651	0	116,651
37-5101-9110019	244,644	2	0	0	64,961	0	309,605	0	309,605
37-5101-9110022	0	0	0	0	0	0	0	0	0
37-5101-9110023	0	0	0	0	0	0	0	0	0
37-5101-9110025	18,484	0	17,876	0	9,654	0	46,014	0	46,014
37-5101-9110026	428,282	3	10,000	0	116,376	0	554,658	0	554,658
37-5101-9110027	300,385	3	0	0	83,742	0	384,127	0	384,127

COST OBJECT LISTING BY SUB PROGRAM
 2010-2011 GENERAL OPERATING BUDGET
 UNIVERSITY OF NEBRASKA MEDICAL CENTER

Print Date: 10/1/2010

SUBPROGRAM #/NAME: 51 College of Medicine
 UNMC-Trust-Grant/Cont/Loan/End-738 Trust/Restricted

COST OBJECT	FACULTY		NON FACULTY		EMPLOYEE BENEFITS	PERSONAL SERVICE CREDITS	TOTAL PERSONAL SERVICES	TOTAL OPERATING EXPENSES	TOTAL
	Dollar	FTE	Dollar	FTE					
37-5101-9110029	0	0	0	0	0	0	0	0	0
37-5101-9110030	0	0	10,000	0	2,656	0	12,656	0	12,656
37-5101-9110033	79,468	1	83,414	1	43,249	0	206,131	0	206,131
37-5101-9110036	174,114	2	201,986	2	99,865	0	475,965	0	475,965
37-5101-9110961	1,761	0	0	0	467	0	2,228	0	2,228
37-5101-9110962	9,909	0	0	0	2,631	0	12,540	0	12,540
37-5101-9110963	2,820	0	0	0	749	0	3,569	0	3,569
37-5101-9110964	3,934	0	0	0	1,045	0	4,979	0	4,979
37-5101-9110965	23,764	0	0	0	6,310	0	30,074	0	30,074
37-5101-9110966	0	0	0	0	0	0	0	0	0
37-5101-9110973	9,902	0	0	0	2,629	0	12,531	0	12,531
37-5101-9110974	9,994	0	0	0	2,655	0	12,649	0	12,649
37-5101-9110983	40,534	0	178,560	2	58,175	0	277,269	0	277,269
37-5101-9210001	12,000	0	8,120	0	2,156	0	10,276	0	10,276
37-5113-1002001	26,586	0	38,520	1	13,414	0	63,934	0	63,934
37-5114-1001001	17,255	0	0	0	7,059	0	33,645	0	33,645
37-5115-1001001	12,087	0	0	0	4,582	0	21,837	0	21,837
37-5115-1002001	8,120	0	0	0	2,156	0	10,276	0	10,276
37-5115-1003001	3,132	0	39,209	1	11,243	0	53,584	0	53,584
37-5115-1010001	6,090	0	5,246	0	3,011	0	14,347	0	14,347
37-5115-1011001	8,120	0	69,493	2	20,609	0	98,222	0	98,222
37-5115-1014001	41,854	0	0	0	11,113	0	52,967	0	52,967
37-5115-1015001	8,120	0	0	0	2,156	0	10,276	0	10,276
37-5115-1016001	0	0	11,322	0	3,007	0	14,329	0	14,329
37-5115-2001003	50,000	1	0	0	13,276	0	63,276	0	63,276
37-5115-2002001	61,692	1	0	0	16,381	0	78,073	0	78,073
37-5115-2003001	163,432	0	0	0	43,395	0	206,827	0	206,827
37-5116-1001001	8,120	0	0	0	2,156	0	10,276	0	10,276
37-5116-1002001	8,120	0	0	0	2,156	0	10,276	0	10,276
37-5117-1001001	30,879	1	0	0	8,201	0	39,080	0	39,080
37-5117-1002001	7,529	0	0	0	2,000	0	9,529	0	9,529
37-5118-1001001	25,000	0	0	0	6,639	0	31,639	0	31,639
37-5118-1002001	25,000	0	0	0	6,639	0	31,639	0	31,639
37-5120-1001001	18,688	0	0	0	4,962	0	23,650	0	23,650
37-5120-1002001	8,000	0	0	0	2,124	0	10,124	0	10,124
37-5120-1003001	8,000	0	0	0	2,124	0	10,124	0	10,124
37-5120-1004001	20,000	0	0	0	5,310	0	25,310	0	25,310
37-5120-1005001	8,000	0	20,000	1	7,434	0	35,434	0	35,434
37-5121-1001001	0	0	0	0	0	0	0	0	0
37-5121-1003001	10,000	0	0	0	2,656	0	12,656	0	12,656
37-5121-1005001	46,000	0	0	0	12,214	0	58,214	0	58,214
37-5121-1006001	40,000	0	0	0	10,622	0	50,622	0	50,622
37-5123-1001001	8,120	0	66,606	2	19,842	0	94,568	0	94,568
37-5126-1001001	101,500	0	0	0	26,951	0	128,451	0	128,451
37-5126-1003001	99,999	0	0	0	26,552	0	126,551	0	126,551
37-5127-1001001	16,519	0	0	0	4,386	0	20,905	0	20,905
37-5127-1003001	8,000	0	0	0	2,124	0	10,124	0	10,124

COST OBJECT LISTING BY SUB PROGRAM
 2010-2011 GENERAL OPERATING BUDGET
 UNIVERSITY OF NEBRASKA MEDICAL CENTER

Print Date: 10/1/2010

SUBPROGRAM #/NAME: 51 College of Medicine
 UNMC-Trust-Grant/Cont/Loan/End-738 Trust/Restricted

COST OBJECT	FACULTY		NON FACULTY		EMPLOYEE BENEFITS	PERSONAL SERVICE CREDITS	TOTAL PERSONAL SERVICES	TOTAL OPERATING EXPENSES	TOTAL
	Dollar	FTE	Dollar	FTE					
37-5127-1005001	9,999	0	46,630	1	15,037	0	71,666	0	71,666
37-5140-2038001	46,500	1	0	0	12,348	0	58,848	0	58,848
37-5150-2012001	106,130	1	0	0	28,181	0	134,311	0	134,311
37-5150-4002001	0	0	11,315	0	3,005	0	14,320	0	14,320
37-5160-2010002	0	0	8,395	0	2,228	0	10,623	0	10,623
37-5170-2003001	0	0	28,846	1	7,660	0	36,506	0	36,506
TOTAL	6,224,070	53	8,262,903	129	3,850,949	0	18,337,922	1,273,601	19,611,523

UNMC-Auxiliary-739 Auxiliaries & Services/Restricted

COST OBJECT	FACULTY		NON FACULTY		EMPLOYEE BENEFITS	PERSONAL SERVICE CREDITS	TOTAL PERSONAL SERVICES	TOTAL OPERATING EXPENSES	TOTAL
	Dollar	FTE	Dollar	FTE					
33-5140-0016	35,869	1	0	0	6,584	0	42,453	0	42,453
33-5140-0076	18,792	0	33,334	1	9,566	0	61,692	0	61,692
33-5140-0096	0	0	14,173	1	2,602	0	16,775	0	16,775
33-5140-0326	8,111	0	4,425	0	2,301	0	14,837	0	14,837
33-5140-1466	0	0	35,929	1	6,594	0	42,523	0	42,523
33-5150-0035	0	0	23,777	0	4,364	0	28,141	0	28,141
33-5150-0101	11,296	0	0	0	2,072	0	13,368	0	13,368
33-5150-0102	0	0	57,000	1	10,461	0	67,461	0	67,461
33-5150-0103	10,946	0	84,000	2	17,426	0	112,372	0	112,372
33-5150-0600	64,665	1	6,323	0	13,028	0	84,016	0	84,016
33-5150-1046	0	0	0	0	0	0	0	0	0
33-5150-3003	11,800	0	0	0	2,166	0	13,966	0	13,966
33-5150-3005	4,202	0	0	0	770	0	4,972	0	4,972
33-5191-0006	0	0	886,249	24	154,573	0	1,040,822	800,000	1,840,822
33-5191-0009	0	0	458,634	6	74,907	0	533,541	0	533,541
TOTAL	165,661	2	1,603,844	36	307,414	0	2,076,939	800,000	2,876,939

SUB PROGRAM TOTAL 17,178,799 149 25,416,561 762 9,189,426

Print Date: 10/1/2010

SUBPROGRAM #/NAME: 52 College of Medicine
 UNMC-State General Fund-731 State & University Generated/Unrestricted

COST OBJECT	FACULTY		NON FACULTY		EMPLOYEE BENEFITS	PERSONAL SERVICE CREDITS	TOTAL PERSONAL SERVICES	TOTAL OPERATING EXPENSES	TOTAL
	Dollar	FTE	Dollar	FTE					
31-5201-0001	308,072	3	0	0	79,174	0	387,246	0	387,246
31-5201-1000	411,677	4	772,053	7	304,218	0	1,487,948	0	1,487,948
31-5201-4000	0	0	0	0	0	0	0	0	0
31-5210-0001	1,892,823	16	495,129	7	613,703	0	3,001,655	0	3,001,655
31-5210-3003	3,273	0	0	0	841	0	4,114	0	4,114
31-5210-5000	0	0	0	0	0	0	0	0	0
31-5220-0001	4,608,275	38	995,313	14	1,169,391	0	6,772,979	0	6,772,979
31-5220-0021	0	0	106,657	3	27,412	0	134,069	0	134,069
31-5220-1000	316,783	4	0	0	79,191	0	395,974	0	395,974
31-5220-3006	20,300	0	0	0	5,218	0	25,518	0	25,518
31-5220-3007	0	0	0	0	0	0	0	0	0
31-5220-3015	0	0	0	0	0	0	0	0	0
31-5220-3022	68,059	1	0	0	17,491	0	85,550	0	85,550

COST OBJECT LISTING BY SUB PROGRAM
 2010-2011 GENERAL OPERATING BUDGET
 UNIVERSITY OF NEBRASKA MEDICAL CENTER

Print Date: 10/1/2010

SUBPROGRAM #/NAME: 52 College of Medicine
 UNMC-State General Fund-731 State & University Generated/Unrestricted

COST OBJECT	FACULTY		NON FACULTY		EMPLOYEE BENEFITS	PERSONAL SERVICE CREDITS	TOTAL PERSONAL SERVICES	TOTAL OPERATING EXPENSES	TOTAL
	Dollar	FTE	Dollar	FTE					
31-5220-3023	13,494	0	0	0	3,468	0	16,962	0	16,962
31-5220-3024	6,185	0	0	0	1,589	0	7,774	0	7,774
31-5220-3025	0	0	0	0	0	0	0	0	0
31-5220-3026	0	0	0	0	0	0	0	0	0
31-5220-3027	0	0	0	0	0	0	0	0	0
31-5220-3028	3,410	0	0	0	876	0	4,286	0	4,286
31-5220-3029	0	0	0	0	0	0	0	0	0
31-5220-3040	0	0	0	0	0	0	0	0	0
31-5220-3041	0	0	0	0	0	0	0	0	0
31-5220-3042	0	0	0	0	0	0	0	0	0
31-5220-3043	1,967	0	0	0	0	0	1,967	0	1,967
31-5220-3046	9,034	0	0	0	0	0	9,034	0	9,034
31-5220-3047	0	0	0	0	0	0	0	0	0
31-5220-3048	0	0	0	0	0	0	0	0	0
31-5220-3049	3,934	0	0	0	0	0	3,934	0	3,934
31-5220-3050	1,942	0	0	0	499	0	2,441	0	2,441
31-5220-3051	6,598	0	3,883	0	2,693	0	13,174	0	13,174
31-5220-3052	17,304	0	0	0	4,447	0	21,751	0	21,751
31-5220-3053	9,059	0	0	0	0	0	9,059	0	9,059
31-5220-3054	23,322	0	0	0	0	0	23,322	0	23,322
31-5220-3055	9,379	0	0	0	2,411	0	11,790	0	11,790
31-5220-3057	6,849	0	0	0	1,761	0	8,610	0	8,610
31-5220-3059	39,340	0	0	0	10,110	0	49,450	0	49,450
31-5220-3061	3,934	0	0	0	1,011	0	4,945	0	4,945
31-5220-3062	5,886	0	0	0	1,513	0	7,399	0	7,399
31-5220-3063	3,924	0	0	0	1,008	0	4,932	0	4,932
31-5220-4000	0	3	0	5	0	0	0	0	0
31-5220-5000	0	0	0	0	0	0	0	0	0
31-5237-0001	0	0	0	0	0	0	0	0	0
31-5250-0001	303,031	3	24,701	1	77,879	0	405,611	0	405,611
31-5250-5000	0	0	0	0	0	0	0	0	0
31-5260-0001	1,139,978	10	450,593	8	379,694	0	1,970,265	0	1,970,265
31-5260-3006	10,228	0	0	0	2,628	0	12,856	0	12,856
31-5260-4000	0	0	0	0	0	0	0	0	0
31-5260-5000	0	0	0	0	0	0	0	0	0
31-5270-0001	460,899	4	209,288	3	109,093	0	779,280	0	779,280
31-5270-3003	39,447	0	0	0	10,137	0	49,584	0	49,584
31-5270-4000	0	1	0	0	0	0	0	0	0
31-5270-5000	0	0	0	0	0	0	0	0	0
31-5270-8000	0	0	0	1	0	0	0	0	0
31-5280-0001	505,546	6	0	0	129,926	0	635,472	0	635,472
31-5280-1000	0	0	0	0	0	0	0	0	0
31-5280-5000	0	0	0	0	0	0	0	0	0
31-5290-0001	238,515	2	72,432	2	79,914	0	390,861	0	390,861
31-5290-1000	0	0	0	0	0	0	0	0	0
31-5290-4000	0	0	0	2	0	0	0	0	0
TOTAL	10,492,467	97	3,130,049	51	3,117,296	0	16,739,812	0	16,739,812

COST OBJECT LISTING BY SUB PROGRAM
 2010-2011 GENERAL OPERATING BUDGET
 UNIVERSITY OF NEBRASKA MEDICAL CENTER

Print Date: 10/1/2010

SUBPROGRAM #/NAME: 52 College of Medicine
 UNMC-Federal Letter of Credit-736 Federal/Restricted

COST OBJECT	FACULTY		NON FACULTY		EMPLOYEE BENEFITS	PERSONAL SERVICE CREDITS	TOTAL PERSONAL SERVICES	TOTAL OPERATING EXPENSES	TOTAL
	Dollar	FTE	Dollar	FTE					
34-5224-2002001	73,946	1	37,000	1	26,242	0	137,188	0	137,188
34-5224-2003001	0	0	23,400	1	5,533	0	28,933	0	28,933
34-5226-2002001	89,865	1	103,642	2	45,771	0	239,278	0	239,278
34-5226-2003001	25,948	0	11,926	0	9,115	0	46,989	0	46,989
34-5226-2004001	0	0	14,184	0	3,355	0	17,539	0	17,539
34-5228-1003003	128,468	1	81,055	2	49,558	0	259,081	0	259,081
34-5228-2003001	89,962	1	75,000	2	39,018	0	203,980	0	203,980
34-5229-2012001	49,509	1	0	0	11,712	0	61,221	0	61,221
34-5229-2015001	0	0	0	0	0	0	0	0	0
34-5229-2017001	47,619	1	30,606	1	18,503	0	96,728	0	96,728
34-5229-2018001	52,142	1	70,538	2	29,017	0	151,697	0	151,697
34-5229-2019001	56,587	1	33,500	1	21,307	0	111,394	0	111,394
34-5229-2020001	44,720	1	34,156	1	18,656	0	97,532	0	97,532
34-5229-2021001	78,815	1	13,618	0	21,863	0	114,296	0	114,296
34-5232-3003011	45,008	0	186,779	3	54,824	0	286,611	0	286,611
34-5234-2004009	9,835	0	67,586	1	18,313	0	95,734	0	95,734
34-5237-2006004	78,592	1	48,394	1	30,034	0	157,020	0	157,020
34-5237-2007015	98,778	1	112,793	3	50,044	0	261,615	0	261,615
34-5237-2008001	75,750	1	0	0	17,918	0	93,668	0	93,668
34-5237-2010001	80,103	1	0	0	18,947	0	99,050	0	99,050
34-5237-2012001	65,409	1	64,240	2	30,665	0	160,314	0	160,314
34-5237-2012101	0	0	40,000	1	9,462	0	49,462	0	49,462
34-5237-2013001	0	0	0	0	0	0	0	0	0
34-5237-2014001	81,200	1	0	0	19,205	0	100,405	0	100,405
34-5241-2008015	68,055	1	23,923	0	21,756	0	113,734	0	113,734
34-5241-2009010	75,502	1	67,993	2	33,940	0	177,435	0	177,435
34-5241-2010001	21,269	0	5,499	0	6,332	0	33,100	0	33,100
34-5263-2003005	36,456	0	44,506	1	19,150	0	100,112	0	100,112
34-5270-2010005	85,300	1	0	0	20,175	0	105,475	0	105,475
34-5270-2011001	93,253	1	33,070	1	29,879	0	156,202	0	156,202
34-5270-2012001	24,739	0	56,000	2	19,097	0	99,836	0	99,836
34-5270-2015014	70,996	1	0	0	16,794	0	87,790	0	87,790
34-5290-2007001	75,000	1	30,450	1	24,941	0	130,391	0	130,391
TOTAL	1,822,826	19	1,309,858	32	741,126	0	3,873,810	0	3,873,810

COST OBJECT	FACULTY		NON FACULTY		EMPLOYEE BENEFITS	PERSONAL SERVICE CREDITS	TOTAL PERSONAL SERVICES	TOTAL OPERATING EXPENSES	TOTAL
	Dollar	FTE	Dollar	FTE					
35-5201-2004001	75,000	1	55,900	1	30,961	0	161,861	0	161,861
35-5224-2001002	2,557	0	0	0	604	0	3,161	0	3,161
35-5226-2009003	0	0	47,765	1	11,298	0	59,063	0	59,063
35-5226-2010002	0	0	0	0	0	0	0	0	0
35-5226-2010003	0	0	18,866	0	4,463	0	23,329	0	23,329
35-5229-2014004	0	0	22,696	1	5,367	0	28,063	0	28,063
35-5237-2010004	0	0	45,529	1	10,770	0	56,299	0	56,299
35-5237-2010003	5,143	0	610	0	1,360	0	7,113	0	7,113
35-5237-2012003	18,798	0	0	0	4,447	0	23,245	0	23,245
35-5237-2013003	0	0	39,285	1	9,292	0	48,577	0	48,577
TOTAL	100,456	1	143,946	3	57,013	0	201,415	0	201,415

UNMC-Federal Advance-737 Federal/Restricted

COST OBJECT LISTING BY SUB PROGRAM
 2010-2011 GENERAL OPERATING BUDGET
 UNIVERSITY OF NEBRASKA MEDICAL CENTER

Print Date: 10/1/2010

SUBPROGRAM #/NAME: 52 College of Medicine
 UNMC-Federal Advance-737 Federal/Restricted

COST OBJECT	FACULTY		NON FACULTY		EMPLOYEE BENEFITS	PERSONAL SERVICE CREDITS	TOTAL PERSONAL SERVICES	TOTAL OPERATING EXPENSES	TOTAL
	Dollar	FTE	Dollar	FTE					
35-5237-2018001	18,807	0	0	0	4,448	0	23,255	0	23,255
35-5237-2019001	0	0	1,679	0	397	0	2,076	0	2,076
35-5241-2008003	0	0	28,304	1	6,695	0	34,999	0	34,999
35-5241-2009001	9,027	0	0	0	2,137	0	11,164	0	11,164
35-5241-2010001	0	0	13,071	0	3,092	0	16,163	0	16,163
35-5241-2011001	0	0	16,496	0	3,903	0	20,399	0	20,399
35-5261-2005001	9,537	0	0	0	2,256	0	11,793	0	11,793
35-5270-2001101	0	0	48,000	1	11,354	0	59,354	0	59,354
35-5270-2001401	41,762	0	0	0	9,878	0	51,640	0	51,640
TOTAL	180,631	1	338,201	7	122,722	0	641,554	0	641,554

UNMC-Trust-Grant/Cont/Loam/End-738 Trust/Restricted

COST OBJECT	FACULTY		NON FACULTY		EMPLOYEE BENEFITS	PERSONAL SERVICE CREDITS	TOTAL PERSONAL SERVICES	TOTAL OPERATING EXPENSES	TOTAL
	Dollar	FTE	Dollar	FTE					
36-5210-2018001	1,920	0	0	0	509	0	2,429	0	2,429
36-5210-2019001	8,014	0	0	0	2,128	0	10,142	0	10,142
36-5224-2077001	20,444	0	0	0	5,429	0	25,873	0	25,873
36-5224-2078001	0	0	1,376	0	364	0	1,740	0	1,740
36-5224-2080001	4,943	0	0	0	1,313	0	6,256	0	6,256
36-5224-2084001	9,596	0	60,000	1	18,480	0	88,076	0	88,076
36-5224-2087001	10,775	0	0	0	2,861	0	13,636	0	13,636
36-5224-2088001	26,751	0	0	0	7,105	0	33,856	0	33,856
36-5226-2015001	1,997	0	1,161	0	839	0	3,997	0	3,997
36-5226-2019004	9,708	0	0	0	2,578	0	12,286	0	12,286
36-5226-2019104	9,835	0	0	0	2,612	0	12,447	0	12,447
36-5226-2020001	10,251	0	0	0	2,723	0	12,974	0	12,974
36-5226-2024005	0	0	0	0	0	0	0	0	0
36-5226-2024006	0	0	18,866	0	5,009	0	23,875	0	23,875
36-5226-2025001	5,125	0	1,891	0	1,863	0	8,879	0	8,879
36-5228-2010001	5,600	0	0	0	1,486	0	7,086	0	7,086
36-5229-2048009	0	0	0	0	0	0	0	0	0
36-5229-2092009	0	0	0	0	0	0	0	0	0
36-5229-2095001	0	0	37,515	1	9,961	0	47,476	0	47,476
36-5229-2097001	0	0	6,620	0	1,758	0	8,378	0	8,378
36-5229-2100001	1,967	0	0	0	522	0	2,489	0	2,489
36-5232-1003011	20,706	0	0	0	24,734	0	117,888	0	117,888
36-5232-2068001	0	0	72,448	2	4,552	0	21,699	0	21,699
36-5232-2073005	56,129	1	0	0	14,903	0	71,032	0	71,032
36-5232-2082001	0	0	16,555	1	4,396	0	20,951	0	20,951
36-5232-2084001	0	0	31,500	1	8,365	0	39,865	0	39,865
36-5232-2086001	0	0	34,300	1	9,108	0	43,408	0	43,408
36-5232-2089002	8,628	0	0	0	2,290	0	10,918	0	10,918
36-5232-3003023	17,255	0	100,432	3	31,249	0	148,936	0	148,936
36-5234-2110001	0	0	55,008	1	14,608	0	69,616	0	69,616
36-5234-2111001	7,666	0	0	0	2,035	0	9,701	0	9,701
36-5234-2162001	0	0	20,442	0	5,429	0	25,871	0	25,871
36-5234-2179001	0	0	33,823	1	8,982	0	42,805	0	42,805
36-5234-2194001	10,356	0	0	0	2,750	0	13,106	0	13,106

COST OBJECT LISTING BY SUB PROGRAM
 2010-2011 GENERAL OPERATING BUDGET
 UNIVERSITY OF NEBRASKA MEDICAL CENTER

Print Date: 10/1/2010

SUBPROGRAM #/NAME: 52 College of Medicine
 UNMC-Trust-Grant/Cont/Loan/End-738 Trust/Restricted

COST OBJECT	FACULTY		NON FACULTY		EMPLOYEE BENEFITS	PERSONAL SERVICE CREDITS	TOTAL PERSONAL SERVICES	TOTAL OPERATING EXPENSES	TOTAL
	Dollar	FTE	Dollar	FTE					
36-5234-2216001	0	0	18,418	0	4,890	0	23,308	0	23,308
36-5234-2220001	0	0	14,530	0	3,857	0	18,387	0	18,387
36-5234-2222001	0	0	9,744	0	2,587	0	12,331	0	12,331
36-5234-2232001	0	0	14,862	0	3,946	0	18,808	0	18,808
36-5234-2233001	4,239	0	76,034	2	21,315	0	101,588	0	101,588
36-5234-2246001	0	0	9,571	0	2,541	0	12,112	0	12,112
36-5234-2252001	0	0	10,202	0	2,709	0	12,911	0	12,911
36-5234-2254001	0	0	0	0	0	0	0	0	0
36-5234-2256001	3,934	0	43,153	1	12,503	0	59,590	0	59,590
36-5234-2259001	0	0	10,202	0	2,709	0	12,911	0	12,911
36-5234-2260001	0	0	19,171	0	5,091	0	24,262	0	24,262
36-5234-2261001	0	0	25,545	0	6,782	0	32,327	0	32,327
36-5234-2264001	0	0	0	0	0	0	0	0	0
36-5234-2267001	0	0	24,235	0	6,435	0	30,670	0	30,670
36-5234-2271001	0	0	27,593	1	7,327	0	34,920	0	34,920
36-5234-2272001	1,967	0	0	0	522	0	2,489	0	2,489
36-5234-2273001	0	0	25,391	0	6,742	0	32,133	0	32,133
36-5234-2275001	0	0	11,062	0	2,937	0	13,999	0	13,999
36-5234-3005009	0	0	41,086	1	10,908	0	51,994	0	51,994
36-5234-3006014	0	0	25,134	0	6,673	0	31,807	0	31,807
36-5237-2158004	0	0	23,843	1	6,332	0	30,175	0	30,175
36-5237-2167001	0	0	34,132	1	9,064	0	43,196	0	43,196
36-5237-2176001	0	0	27,546	1	7,314	0	34,860	0	34,860
36-5237-2182001	18,807	0	31,899	1	13,464	0	64,170	0	64,170
36-5237-2183001	0	0	91,271	2	24,234	0	115,505	0	115,505
36-5237-2190001	77,757	1	75,793	2	40,773	0	194,323	0	194,323
36-5237-2196002	28,136	0	0	0	7,471	0	35,607	0	35,607
36-5237-2198001	0	0	116,658	2	30,976	0	147,634	0	147,634
36-5241-2012001	5,901	0	11,322	0	4,575	0	21,798	0	21,798
36-5241-2015002	36,586	0	0	0	9,715	0	46,301	0	46,301
36-5241-2019001	31,617	0	9,348	0	10,878	0	51,843	0	51,843
36-5241-2020001	11,705	0	19,124	0	8,185	0	39,014	0	39,014
36-5250-2012001	984	0	0	0	261	0	1,245	0	1,245
36-5250-2013005	19,670	0	0	0	5,225	0	24,895	0	24,895
36-5250-2015001	10,713	0	3,062	0	3,658	0	17,433	0	17,433
36-5250-2016001	4,591	0	3,062	0	2,032	0	9,685	0	9,685
36-5250-2021001	1,530	0	0	0	406	0	1,936	0	1,936
36-5261-2002001	0	0	12,446	0	3,305	0	15,751	0	15,751
36-5261-2003001	23,753	0	44,308	1	18,072	0	86,133	0	86,133
36-5261-3001045	15,854	0	186,562	4	53,746	0	256,162	0	256,162
36-5267-3002043	39,408	0	160,152	3	53,020	0	252,580	0	252,580
36-5268-3001017	0	0	10,666	0	2,832	0	13,498	0	13,498
36-5270-2053005	34,418	0	30,740	1	17,301	0	82,459	0	82,459
36-5270-2056001	67,560	1	31,200	1	26,224	0	124,984	0	124,984
36-5270-2063001	32,585	0	56,002	2	23,522	0	112,109	0	112,109
36-5270-2065001	0	0	63,101	2	16,754	0	79,855	0	79,855
36-5270-2067001	13,903	0	0	0	3,691	0	17,594	0	17,594
36-5270-2073001	12,000	0	0	0	3,186	0	15,186	0	15,186
36-5270-2074001	11,941	0	0	0	3,172	0	15,113	0	15,113

COST OBJECT LISTING BY SUB PROGRAM
 2010-2011 GENERAL OPERATING BUDGET
 UNIVERSITY OF NEBRASKA MEDICAL CENTER

Print Date: 10/1/2010

SUBPROGRAM #/NAME: 52 College of Medicine
 UNMC-Trust-Grant/Cont/Loan/End-738 Trust/Restricted

COST OBJECT	FACULTY		NON FACULTY		EMPLOYEE BENEFITS	PERSONAL SERVICE CREDITS	TOTAL PERSONAL SERVICES	TOTAL OPERATING EXPENSES	TOTAL
	Dollar	FTE	Dollar	FTE					
36-5270-2075001	0	0	32,480	1	8,625	0	41,105	0	41,105
36-5270-2077001	13,903	0	0	0	3,691	0	17,594	0	17,594
36-5270-2078001	5,675	0	0	0	1,507	0	7,182	0	7,182
36-5280-2044001	0	0	0	0	0	0	0	0	0
36-5280-2045001	0	0	0	0	0	0	0	0	0
36-5280-2046001	10,812	0	5,834	0	4,421	0	21,067	0	21,067
36-5280-2047001	26,880	0	21,769	1	12,917	0	61,566	0	61,566
36-5280-2048001	25,080	0	17,400	0	11,281	0	53,761	0	53,761
36-5280-2050001	17,338	0	14,894	0	8,559	0	40,791	0	40,791
36-5280-2051001	3,455	0	2,968	0	1,706	0	8,129	0	8,129
37-5201-1001001	224,009	2	659,945	7	234,715	0	1,118,669	0	1,118,669
37-5201-1006001	1,790,401	19	2,181,158	27	1,054,753	0	5,026,312	0	5,026,312
37-5201-4001001	0	0	138,658	3	36,818	0	175,476	0	175,476
37-5201-4002001	548,000	14	0	0	145,510	0	693,510	0	693,510
37-5210-1002001	147,169	1	16,666	0	43,502	0	207,337	0	207,337
37-5210-9110035	0	0	80,438	2	21,357	0	101,795	0	101,795
37-5210-9110045	64,960	1	0	0	17,249	0	82,209	0	82,209
37-5210-9110055	0	0	0	0	0	0	0	0	0
37-5210-9110065	0	0	40,192	1	10,672	0	50,864	0	50,864
37-5210-9110075	0	0	3,608	0	959	0	4,567	0	4,567
37-5210-9110998	3,500	0	0	0	929	0	4,429	0	4,429
37-5220-1001001	0	0	44,230	1	11,744	0	55,974	0	55,974
37-5220-1003001	44,141	0	68,634	1	18,224	0	86,858	0	86,858
37-5220-1006001	778,431	0	334,361	7	100,344	0	478,846	0	478,846
37-5220-1006002	142,476	2	55,914	1	52,677	0	251,067	0	251,067
37-5220-1006004	0	0	135,394	3	35,951	0	171,345	0	171,345
37-5220-1006005	55,249	1	0	0	14,669	0	69,918	0	69,918
37-5220-1006006	712,280	8	143,784	3	226,360	0	1,082,424	0	1,082,424
37-5220-1006007	226,603	3	362,428	6	156,404	0	745,435	0	745,435
37-5220-1006008	274,465	2	218,613	5	130,926	0	624,004	0	624,004
37-5220-1006010	286,241	3	357,054	8	170,812	0	814,107	0	814,107
37-5220-1006011	0	0	42,184	1	11,201	0	53,385	0	53,385
37-5220-1006012	392,147	4	176,169	3	150,902	0	719,218	0	719,218
37-5220-1006013	670	0	17,376	1	4,791	0	22,837	0	22,837
37-5220-1006014	0	0	41,225	1	10,947	0	52,172	0	52,172
37-5220-1006015	295,916	3	82,000	1	99,401	0	477,317	0	477,317
37-5220-1006202	2,200	0	0	0	585	0	2,785	0	2,785
37-5220-1006982	20,499	0	0	0	5,444	0	25,943	0	25,943
37-5220-1006983	4,200	0	0	0	1,115	0	5,315	0	5,315
37-5220-1006985	9,708	0	0	0	2,578	0	12,286	0	12,286
37-5220-1006996	10,017	0	0	0	2,660	0	12,677	0	12,677
37-5220-2001001	0	0	41,616	1	11,051	0	52,667	0	52,667
37-5220-2001009	12,743	0	17,220	1	7,956	0	37,919	0	37,919
37-5220-2001011	2,824	0	0	0	751	0	3,575	0	3,575
37-5220-2001013	80,000	1	0	0	21,242	0	101,242	0	101,242
37-5220-9310001	0	0	131,500	3	34,917	0	166,417	0	166,417
37-5220-9610001	0	0	61,397	2	16,302	0	77,699	0	77,699
37-5220-9810001	693,339	8	1,099,155	19	474,110	0	2,266,604	0	2,266,604

COST OBJECT LISTING BY SUB PROGRAM
 2010-2011 GENERAL OPERATING BUDGET
 UNIVERSITY OF NEBRASKA MEDICAL CENTER

Print Date: 10/1/2010

SUBPROGRAM #/NAME: 52 College of Medicine
 UNMC-Trust-Grant/Cont/Loan/End-738 Trust/Restricted

COST OBJECT	FACULTY		NON FACULTY		EMPLOYEE BENEFITS	PERSONAL SERVICE CREDITS	TOTAL PERSONAL SERVICES	TOTAL OPERATING EXPENSES	TOTAL
	Dollar	FTE	Dollar	FTE					
37-5220-9810995	4,631	0	0	0	1,181	0	5,812	0	5,812
37-5220-9810999	8,500	0	0	0	2,258	0	10,758	0	10,758
37-5220-9910001	0	0	77,140	0	20,482	0	20,482	0	97,622
37-5224-1003016	0	0	281,228	1	74,673	0	355,901	0	355,901
37-5224-2005002	0	0	135,401	3	35,953	0	171,354	0	171,354
37-5224-2005003	35,218	0	0	0	9,350	0	44,568	0	44,568
37-5224-2011001	0	0	21,112	1	5,605	0	26,717	0	26,717
37-5224-2012001	0	0	97,470	2	25,881	0	123,351	0	123,351
37-5226-2003001	17,959	0	15,288	0	8,827	0	42,074	0	42,074
37-5226-2004001	0	0	39,084	1	10,378	0	49,462	0	49,462
37-5229-2005001	0	0	0	0	0	0	0	0	0
37-5229-9010001	17,180	0	168,249	3	49,236	0	234,665	0	234,665
37-5232-1011001	0	0	51,442	1	13,660	0	65,102	0	65,102
37-5232-2002001	0	0	34,300	1	9,108	0	43,408	0	43,408
37-5232-2003001	0	0	0	0	22,053	0	105,108	0	105,108
37-5234-2005001	83,055	1	0	0	725	0	3,458	0	3,458
37-5234-2021001	2,733	0	0	0	11,339	0	54,036	0	54,036
37-5237-2003001	0	0	52,850	1	14,034	0	66,884	0	66,884
37-5237-2016001	901	0	0	0	240	0	1,141	0	1,141
37-5237-2018002	0	0	58,576	1	15,553	0	74,129	0	74,129
37-5237-3001001	0	0	33,500	1	8,895	0	42,395	0	42,395
37-5240-9110001	0	0	251,750	5	66,848	0	318,598	0	318,598
37-5241-1002001	17,692	0	7,585	0	6,711	0	31,988	0	31,988
37-5241-1002008	0	0	27,555	0	2,014	0	9,599	0	9,599
37-5241-2002001	0	0	139,287	3	42,861	0	34,872	0	34,872
37-5241-2004001	22,132	0	0	0	173	0	204,280	0	204,280
37-5241-2008001	651	0	0	0	0	0	824	0	824
37-5250-4003001	106,575	1	0	0	28,299	0	134,874	0	134,874
37-5250-9110001	0	0	75,224	2	19,975	0	95,199	0	95,199
37-5260-9110001	198,276	2	2,987	0	53,439	0	254,702	0	254,702
37-5260-9110016	0	0	0	0	0	0	0	0	0
37-5261-2001001	0	0	14,782	0	3,926	0	18,708	0	18,708
37-5261-2001004	0	0	37,337	1	9,915	0	47,252	0	47,252
37-5261-2001009	0	0	34,320	1	9,113	0	43,433	0	43,433
37-5261-2001011	0	0	86,851	2	23,062	0	109,913	0	109,913
37-5261-2001012	51,071	0	17,534	1	18,217	0	86,822	0	86,822
37-5261-2001015	0	0	26,114	0	6,933	0	33,047	0	33,047
37-5261-2001998	8,143	0	0	0	2,163	0	10,306	0	10,306
37-5262-2003001	7,105	0	59,244	1	15,731	0	74,975	0	74,975
37-5262-9610001	46,795	1	33,749	0	10,848	0	51,702	0	51,702
37-5263-9210001	6,135	0	0	0	1,628	0	372,367	0	372,367
37-5266-9510001	6,750	0	35,438	0	11,202	0	53,390	0	53,390
37-5266-3001996	0	0	95,741	2	25,423	0	121,164	0	121,164
37-5269-2001001	0	0	91,300	2	24,243	0	115,543	0	115,543
37-5270-1001001	107,312	2	0	0	28,494	0	135,806	0	135,806
37-5270-1003001	10,361	0	173,391	3	46,040	0	219,431	0	219,431
37-5270-2005001	7,095	0	5,000	0	4,079	0	19,440	0	19,440
37-5270-3003001	0	0	0	0	1,883	0	8,978	0	8,978

COST OBJECT LISTING BY SUB PROGRAM
 2010-2011 GENERAL OPERATING BUDGET
 UNIVERSITY OF NEBRASKA MEDICAL CENTER

Print Date: 10/1/2010

SUBPROGRAM #/NAME: 52 College of Medicine
 UNMC-Trust-Grant/Cont/Loan/End-738 Trust/Restricted

COST OBJECT	FACULTY		NON FACULTY		EMPLOYEE BENEFITS	PERSONAL SERVICE CREDITS	TOTAL PERSONAL SERVICES	TOTAL OPERATING EXPENSES	TOTAL
	Dollar	FTE	Dollar	FTE					
37-5270-3004001	57,500	1	153,312	3	55,977	0	266,789	0	266,789
37-5280-2009001	23,183	0	114,369	2	36,525	0	174,077	0	174,077
37-5280-2009003	28,822	0	0	0	7,654	0	36,476	0	36,476
37-5280-2010001	111,782	1	0	0	29,681	0	141,463	0	141,463
37-5280-2011001	0	0	43,029	1	11,424	0	54,453	0	54,453
37-5280-9110001	65,625	1	347,511	8	109,700	0	522,836	0	522,836
37-5280-9110031	385,228	4	135,323	3	138,222	0	658,773	0	658,773
37-5290-9110001	23,486	0	49,052	1	19,262	0	91,800	0	91,800
37-5290-9110033	0	0	0	0	0	0	0	0	0
37-5290-9210001	131,634	1	19,876	0	40,232	0	191,742	0	191,742
37-5290-9310001	370,924	3	35,623	1	107,949	0	514,496	0	514,496
TOTAL	9,647,010	109	12,080,131	220	5,740,646	0	27,467,787	0	27,467,787

UNMC-Auxiliary-739 Auxiliaries & Services/Restricted

COST OBJECT	FACULTY		NON FACULTY		EMPLOYEE BENEFITS	PERSONAL SERVICE CREDITS	TOTAL PERSONAL SERVICES	TOTAL OPERATING EXPENSES	TOTAL
	Dollar	FTE	Dollar	FTE					
33-5210-0010	0	0	0	0	0	0	0	0	0
33-5210-3000	4,514	0	0	0	829	0	5,343	0	5,343
TOTAL	4,514	0	0	0	829	0	5,343	0	5,343

SUB PROGRAM TOTAL

22,147,448 227 16,858,239 310 9,722,619 0 48,728,306 0 48,728,306

Print Date: 10/1/2010

SUBPROGRAM #/NAME: 53 College of Medicine
 UNMC-State General Fund-731 State & University Generated/Unrestricted

COST OBJECT	FACULTY		NON FACULTY		EMPLOYEE BENEFITS	PERSONAL SERVICE CREDITS	TOTAL PERSONAL SERVICES	TOTAL OPERATING EXPENSES	TOTAL
	Dollar	FTE	Dollar	FTE					
31-5301-0001	2,286,008	19	906,868	21	1,064,843	0	4,257,719	0	4,257,719
31-5301-3002	3,994	0	0	0	1,027	0	5,021	0	5,021
31-5301-3020	0	0	0	0	0	0	0	0	0
31-5301-3034	1,967	0	0	0	505	0	2,472	0	2,472
31-5301-3039	0	0	0	0	0	0	0	0	0
31-5301-3048	7,868	0	0	0	2,022	0	9,890	0	9,890
31-5301-3050	8,539	0	0	0	2,195	0	10,734	0	10,734
31-5301-3052	19,670	0	0	0	5,056	0	24,726	0	24,726
31-5301-3053	0	0	0	0	0	0	0	0	0
31-5301-3054	0	0	0	0	0	0	0	0	0
31-5301-3055	0	0	0	0	0	0	0	0	0
31-5301-3056	0	0	0	0	0	0	0	0	0
31-5301-3057	0	0	0	0	0	0	0	0	0
31-5301-3059	3,994	0	0	0	1,027	0	5,021	0	5,021
31-5301-3060	1,202	0	0	0	308	0	1,510	0	1,510
31-5301-3062	0	0	0	0	0	0	0	0	0
31-5301-3063	0	0	0	0	0	0	0	0	0
31-5301-3066	1,165	0	0	0	300	0	1,465	0	1,465
31-5301-3067	9,835	0	0	0	2,527	0	12,362	0	12,362
31-5301-3068	3,994	0	0	0	1,027	0	5,021	0	5,021

COST OBJECT LISTING BY SUB PROGRAM
 2010-2011 GENERAL OPERATING BUDGET
 UNIVERSITY OF NEBRASKA MEDICAL CENTER

Print Date: 10/1/2010

SUBPROGRAM #/NAME: 53 College of Medicine
 UNMC-State General Fund-731 State & University Generated/Unrestricted

COST OBJECT	FACULTY		NON FACULTY		EMPLOYEE BENEFITS	PERSONAL SERVICE CREDITS	TOTAL PERSONAL SERVICES	TOTAL OPERATING EXPENSES	TOTAL
	Dollar	FTE	Dollar	FTE					
31-5301-3069	0	0	0	0	0	0	0	0	0
31-5301-3070	10,381	0	0	0	2,668	0	13,049	0	13,049
31-5301-3071	4,556	0	0	0	1,171	0	5,727	0	5,727
31-5301-3072	7,868	0	0	0	2,022	0	9,890	0	9,890
31-5301-3073	35,054	0	0	0	9,009	0	44,063	0	44,063
31-5301-3074	9,835	0	0	0	2,527	0	12,362	0	12,362
31-5301-3075	12,007	0	0	0	3,086	0	15,093	0	15,093
31-5301-3076	15,736	0	0	0	4,045	0	19,781	0	19,781
31-5301-3077	1,967	0	0	0	505	0	2,472	0	2,472
31-5301-3080	1,967	0	0	0	505	0	2,472	0	2,472
31-5301-3081	9,985	0	0	0	2,566	0	12,551	0	12,551
31-5301-3082	1,997	0	0	0	514	0	2,511	0	2,511
31-5301-3083	33,439	0	0	0	8,593	0	42,032	0	42,032
31-5301-4000	0	0	0	1	0	0	0	0	0
31-5310-0000	2,097,509	18	138,653	2	574,694	0	2,810,856	0	2,810,856
31-5310-0002	0	0	48,166	1	12,379	0	60,545	0	60,545
31-5310-0121	60,576	1	0	0	15,568	0	76,144	0	76,144
31-5310-1000	0	0	0	0	0	0	0	0	0
31-5310-3006	2,557	0	0	0	657	0	3,214	0	3,214
31-5310-3021	0	0	0	0	0	0	0	0	0
31-5310-3029	0	0	0	0	0	0	0	0	0
31-5310-3034	17,588	0	0	0	4,521	0	22,109	0	22,109
31-5310-3035	0	0	0	0	0	0	0	0	0
31-5310-3036	0	0	0	0	0	0	0	0	0
31-5310-3037	0	0	0	0	0	0	0	0	0
31-5310-3038	0	0	0	0	0	0	0	0	0
31-5310-3039	1,967	0	0	0	505	0	2,472	0	2,472
31-5310-3040	5,276	0	0	0	1,356	0	6,632	0	6,632
31-5310-3041	0	0	0	0	0	0	0	0	0
31-5310-3042	0	0	0	0	0	0	0	0	0
31-5310-3045	3,396	0	0	0	873	0	4,269	0	4,269
31-5310-3047	5,901	0	0	0	1,517	0	7,418	0	7,418
31-5310-3049	8,453	0	0	0	2,171	0	10,624	0	10,624
31-5310-3050	9,835	0	0	0	2,527	0	12,362	0	12,362
31-5310-3051	3,934	0	0	0	1,011	0	4,945	0	4,945
31-5310-3052	19,670	0	0	0	5,056	0	24,726	0	24,726
31-5310-3053	8,004	0	0	0	2,056	0	10,060	0	10,060
31-5310-3055	3,934	0	0	0	1,011	0	4,945	0	4,945
31-5310-3058	1,322	0	0	0	339	0	1,661	0	1,661
31-5310-3059	5,991	0	0	0	1,539	0	7,530	0	7,530
31-5310-3060	1,997	0	0	0	514	0	2,511	0	2,511
31-5310-4000	0	0	0	0	0	0	0	0	0
31-5330-0001	1,438,229	12	574,555	12	485,220	0	2,498,004	0	2,498,004
31-5330-0002	0	0	408,188	9	104,904	0	513,092	0	513,092
31-5330-0003	0	0	183,364	4	47,125	0	230,489	0	230,489
31-5330-0100	0	0	0	0	0	0	0	0	0
31-5330-0110	0	0	0	0	0	0	0	0	0
31-5330-0120	0	0	0	0	0	0	0	0	0
31-5330-0130	0	0	0	0	0	0	0	0	0

COST OBJECT LISTING BY SUB PROGRAM
 2010-2011 GENERAL OPERATING BUDGET
 UNIVERSITY OF NEBRASKA MEDICAL CENTER

Print Date: 10/1/2010

SUBPROGRAM #/NAME: 53 College of Medicine

UNMC-State General Fund-731 State & University Generated/Unrestricted

COST OBJECT	FACULTY		NON FACULTY		EMPLOYEE BENEFITS	PERSONAL SERVICE CREDITS	TOTAL PERSONAL SERVICES	TOTAL OPERATING EXPENSES	TOTAL
	Dollar	FTE	Dollar	FTE					
31-5330-0140	0	0	166,264	0	0	0	166,264	63,030	229,294
31-5330-0150	0	0	0	0	0	0	0	15,250	15,250
31-5330-0160	0	0	0	0	0	0	0	42,500	42,500
31-5330-0170	286,349	2	143,905	3	121,246	0	551,500	118,700	670,200
31-5330-3000	0	0	0	0	0	0	0	0	0
31-5330-3002	0	0	0	0	0	0	0	0	0
31-5330-4000	0	0	0	0	0	0	0	0	0
31-5330-5000	0	0	0	0	0	0	0	0	0
31-5340-0001	293,278	3	156,471	1	115,586	0	565,335	0	565,335
31-5340-3004	0	0	0	0	0	0	0	0	0
31-5350-0001	853,472	7	386,941	9	318,761	0	1,559,174	0	1,559,174
31-5350-1000	103,994	1	2,133	0	38,170	0	144,297	0	144,297
31-5350-4000	0	0	0	0	0	0	0	0	0
31-5350-5000	0	0	0	0	0	0	0	0	0
31-5360-0001	1,739,633	16	1,070,819	20	708,460	0	3,518,912	0	3,518,912
31-5360-1000	443,556	4	0	0	113,994	0	557,550	0	557,550
31-5360-3002	0	0	0	0	0	0	0	0	0
31-5360-7000	0	0	0	0	0	0	0	0	0
TOTAL	9,909,449	86	4,186,327	83	3,799,808	0	17,895,584	846,230	18,741,814

UNMC-Federal Letter of Credit-736 Federal/Restricted

COST OBJECT	FACULTY		NON FACULTY		EMPLOYEE BENEFITS	PERSONAL SERVICE CREDITS	TOTAL PERSONAL SERVICES	TOTAL OPERATING EXPENSES	TOTAL
	Dollar	FTE	Dollar	FTE					
34-5301-2037005	24,904	0	106,521	3	31,296	0	162,721	0	162,721
34-5301-2038002	66,469	1	0	0	15,722	0	82,191	0	82,191
34-5301-2042012	38,251	0	40,000	1	18,508	0	96,759	0	96,759
34-5301-2043001	26,715	0	0	0	6,320	0	33,035	0	33,035
34-5301-2044006	26,426	0	48,720	1	17,775	0	92,921	0	92,921
34-5301-2045003	26,426	0	81,200	2	25,458	0	133,084	0	133,084
34-5301-2048001	46,304	0	73,988	2	28,452	0	148,744	0	148,744
34-5301-2049003	9,113	0	0	0	2,155	0	11,268	0	11,268
34-5301-2050001	21,363	0	36,400	1	13,663	0	71,426	0	71,426
34-5301-2051002	38,473	0	67,372	1	25,035	0	130,880	0	130,880
34-5301-2052002	56,698	1	67,022	2	29,263	0	152,983	0	152,983
34-5301-2053003	0	0	0	0	0	0	0	0	0
34-5301-2054101	0	0	50,750	1	12,004	0	62,754	0	62,754
34-5301-2054201	18,531	0	39,330	1	13,687	0	71,548	0	71,548
34-5301-2054301	35,700	0	40,000	1	17,905	0	93,605	0	93,605
34-5301-2054401	48,637	1	42,000	1	21,439	0	112,076	0	112,076
34-5301-2054501	9,932	0	21,500	1	7,433	0	38,865	0	38,865
34-5301-2054601	32,996	0	74,600	2	25,448	0	133,044	0	133,044
34-5301-2054701	0	0	100,340	2	23,733	0	124,073	0	124,073
34-5301-2055001	0	0	39,360	1	9,309	0	48,669	0	48,669
34-5301-2056005	34,030	1	0	0	8,049	0	42,079	0	42,079
34-5301-2059011	35,014	0	21,500	1	13,367	0	69,881	0	69,881
34-5301-2060001	98,335	1	0	0	23,259	0	121,594	0	121,594
34-5305-2014002	0	0	22,500	0	5,322	0	27,822	0	27,822
34-5305-2018006	51,748	0	0	0	12,240	0	63,988	0	63,988

COST OBJECT LISTING BY SUB PROGRAM
 2010-2011 GENERAL OPERATING BUDGET
 UNIVERSITY OF NEBRASKA MEDICAL CENTER

Print Date: 10/1/2010

SUBPROGRAM #/NAME: 53 College of Medicine
 UNMC-Federal Letter of Credit-736 Federal/Restricted

COST OBJECT	FACULTY		NON FACULTY		EMPLOYEE BENEFITS	PERSONAL SERVICE CREDITS	TOTAL PERSONAL SERVICES	TOTAL OPERATING EXPENSES	TOTAL
	Dollar	FTE	Dollar	FTE					
34-5311-1009004	10,597	0	41,245	1	12,262	0	64,104	0	64,104
34-5311-3003005	40,267	0	156,832	3	46,619	0	243,718	0	243,718
34-5311-3005005	42,387	0	215,331	5	60,959	0	318,677	0	318,677
34-5311-3006003	1,060	0	7,580	0	2,043	0	10,683	0	10,683
34-5319-2001001	85,000	1	0	0	20,104	0	105,104	0	105,104
34-5321-2002011	50,751	0	69,460	2	28,434	0	148,645	0	148,645
34-5330-2011001	96,313	1	107,046	2	48,099	0	251,458	0	251,458
34-5350-2004008	42,299	0	0	0	10,005	0	52,304	0	52,304
34-5350-2005002	31,254	0	41,070	1	17,107	0	89,431	0	89,431
34-5350-2006010	37,125	0	6,132	0	10,232	0	53,489	0	53,489
34-5350-2007001	64,765	1	0	0	15,320	0	80,085	0	80,085
34-5360-2010002	64,137	1	0	0	15,171	0	79,308	0	79,308
34-5360-2051001	89,197	1	124,700	3	50,593	0	264,490	0	264,490
34-5360-2057001	9,835	0	0	0	2,327	0	12,162	0	12,162
TOTAL	1,411,052	13	1,742,489	41	746,117	0	3,899,668	0	3,899,668

UNMC-Federal Advance-737 Federal/Restricted

COST OBJECT	FACULTY		NON FACULTY		EMPLOYEE BENEFITS	PERSONAL SERVICE CREDITS	TOTAL PERSONAL SERVICES	TOTAL OPERATING EXPENSES	TOTAL
	Dollar	FTE	Dollar	FTE					
35-5301-2010001	27,968	0	114,937	2	33,801	0	176,706	0	176,706
35-5301-2011001	146,476	2	30,600	1	41,883	0	218,959	0	218,959
35-5301-2012001	0	0	12,219	0	2,889	0	15,108	0	15,108
35-5301-2014001	20,191	0	0	0	4,776	0	24,967	0	24,967
35-5301-2014101	11,730	0	0	0	2,776	0	14,506	0	14,506
35-5360-2007001	43,118	1	55,410	1	23,306	0	121,834	0	121,834
35-5360-2008001	37,349	1	117,687	1	36,670	0	191,706	0	191,706
TOTAL	286,832	3	330,853	6	146,101	0	763,786	0	763,786

UNMC-Trust-Grant/Conti/Loan/End-738 Trust/Restricted

COST OBJECT	FACULTY		NON FACULTY		EMPLOYEE BENEFITS	PERSONAL SERVICE CREDITS	TOTAL PERSONAL SERVICES	TOTAL OPERATING EXPENSES	TOTAL
	Dollar	FTE	Dollar	FTE					
36-5301-2127007	108,271	1	157,664	4	70,613	0	336,548	0	336,548
36-5301-2137008	3,994	0	0	0	1,061	0	5,055	0	5,055
36-5301-2154007	0	0	89,705	2	23,819	0	113,524	0	113,524
36-5301-2211001	0	0	0	0	0	0	0	0	0
36-5301-2218001	7,840	0	0	0	2,081	0	9,921	0	9,921
36-5301-2221001	1,398	0	0	0	370	0	1,768	0	1,768
36-5301-2224002	17,977	0	0	0	4,773	0	22,750	0	22,750
36-5301-2227001	63,047	1	0	0	16,740	0	79,787	0	79,787
36-5301-2228001	54,995	1	0	0	14,602	0	69,597	0	69,597
36-5301-2228002	0	0	34,209	1	9,083	0	43,292	0	43,292
36-5301-2229001	0	0	9,985	0	2,652	0	12,637	0	12,637
36-5301-2231001	79,381	1	0	0	21,078	0	100,459	0	100,459
36-5301-2232001	0	0	28,016	1	7,438	0	35,454	0	35,454
36-5301-2233001	6,885	0	20,000	1	7,139	0	34,024	0	34,024
36-5301-2235001	0	0	18,371	1	4,878	0	23,249	0	23,249
36-5301-2236001	0	0	2,789	0	741	0	3,530	0	3,530
36-5301-2238001	1,513	0	0	0	402	0	1,915	0	1,915

COST OBJECT LISTING BY SUB PROGRAM
 2010-2011 GENERAL OPERATING BUDGET
 UNIVERSITY OF NEBRASKA MEDICAL CENTER

Print Date: 10/1/2010

SUBPROGRAM #/NAME: 53 College of Medicine
 UNMC-Trust-Grant/Cont/Loan/End-738 Trust/Restricted

COST OBJECT	FACULTY		NON FACULTY		EMPLOYEE BENEFITS	PERSONAL SERVICE CREDITS	TOTAL PERSONAL SERVICES	TOTAL OPERATING EXPENSES	TOTAL
	Dollar	FTE	Dollar	FTE					
36-5301-2238201	15,133	0	78,362	2	24,827	0	118,322	0	118,322
36-5301-2239001	23,133	0	7,660	0	8,177	0	38,970	0	38,970
36-5301-2243001	39,340	0	42,500	1	21,731	0	103,571	0	103,571
36-5301-2244001	1,513	0	0	0	402	0	1,915	0	1,915
36-5301-2245005	35,468	0	0	0	9,418	0	44,886	0	44,886
36-5301-2246001	800	0	53,822	1	14,505	0	69,127	0	69,127
36-5301-3009006	0	0	0	0	0	0	0	0	0
36-5305-2003015	0	0	0	0	0	0	0	0	0
36-5305-2016001	0	0	0	0	0	0	0	0	0
36-5305-2023010	0	0	17,979	0	4,775	0	22,754	0	22,754
36-5305-2024010	0	0	30,600	1	8,125	0	38,725	0	38,725
36-5305-2025010	0	0	0	0	0	0	0	0	0
36-5305-2035008	25,959	0	33,994	1	15,921	0	75,874	0	75,874
36-5305-2037010	42,630	1	40,000	1	21,941	0	104,571	0	104,571
36-5310-2002001	0	0	27,551	1	7,317	0	34,868	0	34,868
36-5310-2003001	0	0	551	0	148	0	699	0	699
36-5311-1012002	1,060	0	90,255	2	24,247	0	115,562	0	115,562
36-5311-3007005	0	0	12,369	0	3,284	0	15,653	0	15,653
36-5311-3009001	10,597	0	47,842	1	15,517	0	73,956	0	73,956
36-5313-2034001	0	0	10,400	0	2,762	0	13,162	0	13,162
36-5313-3001002	7,217	0	0	0	1,916	0	9,133	0	9,133
36-5316-2001054	0	0	58,611	1	15,564	0	74,175	0	74,175
36-5316-2038001	0	0	22,095	0	5,866	0	27,961	0	27,961
36-5316-2039002	9,835	0	53,279	1	14,147	0	67,426	0	67,426
36-5316-3003002	0	0	5,616	0	4,102	0	19,553	0	19,553
36-5318-3001018	0	0	22,462	0	5,963	0	28,425	0	28,425
36-5319-2011001	0	0	43,376	1	11,516	0	54,892	0	54,892
36-5321-2004001	1,997	0	2,600	0	691	0	3,291	0	3,291
36-5321-2005001	1,967	0	1,130	0	822	0	3,919	0	3,919
36-5321-3001018	13,931	0	4,714	0	4,951	0	23,596	0	23,596
36-5325-2003001	0	0	2,755	0	733	0	3,488	0	3,488
36-5330-2101001	0	0	4,861	0	1,292	0	6,153	0	6,153
36-5330-2108001	0	0	0	0	0	0	0	0	0
36-5330-2110001	1,977	0	22,663	1	6,543	0	31,183	0	31,183
36-5330-2112001	0	0	76,186	1	20,229	0	96,415	0	96,415
36-5330-2115001	1,836	0	72,001	1	19,607	0	93,444	0	93,444
36-5330-2116001	0	0	4,111	0	1,092	0	5,203	0	5,203
36-5340-2020001	9,561	0	49,428	1	15,664	0	74,653	0	74,653
36-5350-2022001	2,758	0	0	0	737	0	3,512	0	3,512
36-5350-2025001	1,967	0	8,009	0	2,649	0	12,625	0	12,625
36-5360-1005002	1,967	0	0	0	522	0	2,489	0	2,489
36-5360-2075001	1,967	0	48,559	1	12,894	0	61,453	0	61,453
36-5360-2092005	0	0	0	0	3,541	0	16,881	0	16,881
36-5360-2110002	13,340	0	66,207	1	17,580	0	83,787	0	83,787
36-5360-2112001	0	0	23,800	1	18,335	0	87,389	0	87,389
36-5360-2120001	45,254	1	6,249	0	2,546	0	12,134	0	12,134
36-5360-2121001	3,339	0	10,032	0	2,664	0	12,696	0	12,696

COST OBJECT LISTING BY SUB PROGRAM
 2010-2011 GENERAL OPERATING BUDGET
 UNIVERSITY OF NEBRASKA MEDICAL CENTER

Print Date: 10/1/2010

SUBPROGRAM #/NAME: 53 College of Medicine
 UNMC-Trust-Grant/Cont/Loan/End-738 Trust/Restricted

COST OBJECT	FACULTY		NON FACULTY		EMPLOYEE BENEFITS	PERSONAL SERVICE CREDITS	TOTAL PERSONAL SERVICES	TOTAL OPERATING EXPENSES	TOTAL
	Dollar	FTE	Dollar	FTE					
36-5360-2122001	0	0	0	0	0	0	0	0	0
36-5360-2123001	15,052	0	59,779	1	19,869	0	94,700	0	94,700
36-5360-2124001	1,967	0	7,750	1	2,580	0	12,297	0	12,297
36-5360-2125001	106,120	1	62,300	1	44,720	0	213,140	0	213,140
36-5360-2126001	3,267	0	4,288	0	2,007	0	9,562	0	9,562
36-5370-2001004	24,478	0	17,037	1	11,025	0	52,540	0	52,540
36-5370-2002001	1,929	0	4,485	0	1,704	0	8,118	0	8,118
37-5301-1004008	63,106	1	29,034	1	24,465	0	116,605	0	116,605
37-5301-1004015	0	0	4,693	0	1,247	0	5,940	0	5,940
37-5301-1004023	0	0	0	0	0	0	0	0	0
37-5301-1004026	0	0	3,000	0	797	0	3,797	0	3,797
37-5301-1004092	0	0	12,000	0	3,186	0	15,186	0	15,186
37-5301-1006001	0	0	0	0	0	0	0	0	0
37-5301-1006003	0	0	6,000	0	1,594	0	7,594	0	7,594
37-5301-1006008	0	0	48,000	1	12,746	0	60,746	0	60,746
37-5301-2002028	0	0	0	0	0	0	0	0	0
37-5301-2005013	436,312	4	14,251	1	119,638	0	570,201	0	570,201
37-5301-2005039	0	0	0	0	0	0	0	0	0
37-5301-2005108	56,500	1	0	0	15,002	0	71,502	0	71,502
37-5301-2006001	165,225	2	0	0	43,715	0	208,940	0	208,940
37-5301-3001001	0	0	189,019	3	50,189	0	239,208	0	239,208
37-5301-6001005	0	0	61,549	1	16,343	0	77,892	0	77,892
37-5301-6001020	0	0	26,910	1	7,146	0	34,056	0	34,056
37-5301-9001001	80,000	1	546,524	14	166,361	0	792,885	0	792,885
37-5301-9001002	0	0	66,211	2	17,582	0	83,793	0	83,793
37-5301-91110001	882,926	8	0	0	234,441	0	1,117,367	0	1,117,367
37-5305-2001001	21,366	0	7,205	0	1,913	0	9,118	0	9,118
37-5305-2003001	754	0	6,558	0	7,415	0	35,339	0	35,339
37-5305-2003998	0	0	0	0	201	0	955	0	955
37-5305-2008013	0	0	33,100	1	8,788	0	41,888	0	41,888
37-5310-10013001	760,197	7	2,267	0	602	0	2,869	0	2,869
37-5310-1001001	0	0	5,000	0	203,182	0	968,379	0	968,379
37-5310-1001991	0	0	0	0	0	0	0	0	0
37-5310-1001996	3,639	0	0	0	966	0	4,605	0	4,605
37-5310-1005001	30,000	0	38,063	1	18,072	0	86,135	0	86,135
37-5310-2003001	0	0	85,898	2	22,808	0	108,706	0	108,706
37-5310-2008001	0	0	177,745	3	47,197	0	224,942	0	224,942
37-5310-4001001	1,659,590	14	194,031	3	492,187	0	2,345,808	0	2,345,808
37-5310-4001992	9,835	0	0	0	2,612	0	12,447	0	12,447
37-5310-4001993	3,135	0	0	0	833	0	3,968	0	3,968
37-5310-4001994	4,330	0	0	0	1,149	0	5,479	0	5,479
37-5310-4001995	2,887	0	0	0	767	0	3,654	0	3,654
37-5310-4003001	1,720,099	43	0	0	453,365	0	2,173,464	0	2,173,464
37-5310-4003999	5,901	0	0	0	1,567	0	7,468	0	7,468
37-5310-9110001	19,195	0	610,097	12	167,093	0	796,385	0	796,385
37-5315-9110001	0	0	40,419	1	10,732	0	51,151	0	51,151
37-5316-2001001	0	0	94,793	1	25,111	0	119,904	0	119,904
37-5316-9110001	0	0	25,852	1	6,865	0	32,717	0	32,717

COST OBJECT LISTING BY SUB PROGRAM
 2010-2011 GENERAL OPERATING BUDGET
 UNIVERSITY OF NEBRASKA MEDICAL CENTER

Print Date: 10/1/2010

SUBPROGRAM #/NAME: 53 College of Medicine
 UNMC-Trust-Grant/Cont/Loan/End-738 Trust/Restricted

COST OBJECT	FACULTY		NON FACULTY		EMPLOYEE BENEFITS	PERSONAL SERVICE CREDITS	TOTAL PERSONAL SERVICES	TOTAL OPERATING EXPENSES	TOTAL
	Dollar	FTE	Dollar	FTE					
37-5318-2001001	0	0	33,294	1	8,840	0	42,134	0	42,134
37-5318-2003001	0	0	66,377	1	17,623	0	84,000	0	84,000
37-5318-9110001	0	0	124,678	2	33,105	0	157,783	0	157,783
37-5318-9110999	0	0	0	0	0	0	0	0	0
37-5319-2002001	0	0	37,000	1	9,825	0	46,825	0	46,825
37-5319-2005001	0	0	10,500	0	2,788	0	13,288	0	13,288
37-5319-3001001	0	0	32,853	1	8,724	0	41,577	0	41,577
37-5330-1001001	0	0	46,312	1	12,297	0	58,609	0	58,609
37-5330-1003006	20,647	0	0	0	5,483	0	26,130	0	26,130
37-5330-3001001	0	0	0	0	0	0	0	0	0
37-5330-9110003	0	0	0	0	0	0	0	0	0
37-5330-9210001	0	0	0	0	0	0	0	0	0
37-5330-9210002	0	0	0	0	0	0	0	0	0
37-5330-9210004	0	0	38,197	1	10,143	0	48,340	0	48,340
37-5330-9210007	0	0	0	0	0	0	0	0	0
37-5330-9210012	0	0	40,387	1	10,725	0	51,112	0	51,112
37-5330-9310001	0	0	51,440	1	13,659	0	65,099	0	65,099
37-5330-9310002	0	0	0	0	0	0	0	0	0
37-5330-9310012	0	0	57,576	1	15,288	0	72,864	0	72,864
37-5330-9410009	0	0	38,197	1	10,143	0	48,340	0	48,340
37-5330-9410010	0	0	44,886	1	11,918	0	56,804	0	56,804
37-5330-9510001	0	0	22,902	0	6,082	0	28,984	0	28,984
37-5330-9510002	0	0	856	0	228	0	1,084	0	1,084
37-5330-9510003	0	0	0	0	0	0	0	0	0
37-5330-9510006	0	0	0	0	0	0	0	0	0
37-5330-9510007	0	0	11,400	0	3,027	0	14,427	0	14,427
37-5330-9510008	0	0	8,550	0	2,272	0	10,822	0	10,822
37-5330-9510011	0	0	570	0	152	0	722	0	722
37-5330-9510012	0	0	56,288	1	14,945	0	71,233	0	71,233
37-5340-1001001	189,759	2	159,136	4	92,640	0	441,535	0	441,535
37-5340-2001001	17,068	0	0	0	4,532	0	21,600	0	21,600
37-5340-2001001	37,727	0	0	0	10,019	0	47,746	0	47,746
37-5350-9110001	1,385,591	10	166,697	2	412,175	0	1,964,463	0	1,964,463
37-5350-9210001	5,336	0	0	0	1,417	0	6,753	0	6,753
37-5350-9310001	129,354	1	167,323	3	78,776	0	375,453	0	375,453
37-5350-9310009	0	0	0	0	0	0	0	0	0
37-5350-9410001	0	0	0	0	0	0	0	0	0
37-5350-9510001	0	0	0	0	0	0	0	0	0
37-5350-9510004	191,463	4	2,612	0	51,533	0	245,608	0	245,608
37-5360-1002001	0	0	52,914	2	14,052	0	66,966	0	66,966
37-5360-1010001	0	0	98,259	2	26,089	0	124,348	0	124,348
37-5360-2015001	0	0	79,383	2	21,078	0	100,461	0	100,461
37-5360-2026001	0	0	86,305	2	22,916	0	109,221	0	109,221
37-5360-2027001	47,110	1	28,611	1	7,598	0	36,209	0	36,209
37-5360-2043001	0	0	38,550	1	22,746	0	108,406	0	108,406
37-5360-2046001	0	0	46,000	1	12,214	0	58,214	0	58,214
37-5360-2050001	153,192	1	46,670	1	12,394	0	59,064	0	59,064
37-5360-2050001	0	1	17,856	1	45,417	0	216,465	0	216,465

COST OBJECT LISTING BY SUB PROGRAM
 2010-2011 GENERAL OPERATING BUDGET
 UNIVERSITY OF NEBRASKA MEDICAL CENTER

Print Date: 10/1/2010

SUBPROGRAM #/NAME: 53 College of Medicine
 UNMC-Trust-Grant/Cont/Loan/End-738 Trust/Restricted

COST OBJECT	FACULTY		NON FACULTY		EMPLOYEE BENEFITS	PERSONAL SERVICE CREDITS	TOTAL PERSONAL SERVICES	TOTAL OPERATING EXPENSES	TOTAL
	Dollar	FTE	Dollar	FTE					
37-5360-2054001 Surgery	0	0	30,600	1	8,125	0	38,725	0	38,725
37-5360-2056001 Sugery	0	0	47,000	1	12,479	0	59,479	0	59,479
37-5360-3003001 Heart Transplant/CHF Program	0	0	37,294	1	9,902	0	47,196	0	47,196
37-5360-3004001 Surgery	0	0	1,932,679	26	513,180	0	2,445,859	0	2,445,859
37-5360-4001001 Surgery	160,000	4	0	0	42,484	0	202,484	0	202,484
37-5360-9110001 Surgery Prof Svs Fees	255,791	2	293,611	7	145,881	0	695,283	0	695,283
37-5360-9210001 Thorac & Card Sur Pro Fee	514,072	7	96,342	2	162,082	0	772,496	0	772,496
37-5360-9310001 General Surgery Pro Fees	460,658	6	223,225	4	181,590	0	865,473	0	865,473
37-5360-9310999 COSTSHARE/ 36-5360-2121-001	0	0	2,021	0	537	0	2,558	0	2,558
37-5360-9410001 Cardiothoracic Surgery Pro Fees	234,917	2	14,730	0	66,288	0	315,935	0	315,935
37-5360-9510001 Oral Surgery Pro Svs Fees	168,360	2	62,015	1	61,171	0	291,546	0	291,546
37-5360-9610001 Urology Pro Scs Fees	170,000	2	151,844	4	83,668	0	405,512	0	405,512
37-5360-9710001 Neurosurgery Pro Fees	263,454	4	260,850	7	139,217	0	663,521	0	663,521
37-5360-9810001 Plastic Surgery Pro Fees	262,682	3	75,971	2	89,923	0	428,576	0	428,576
37-5360-9910001 Transplant	174,635	3	225,971	6	106,373	0	506,979	0	506,979
37-5370-9010001 Emergency Medicine	1,825,842	19	317,890	6	568,378	0	2,712,110	0	2,712,110
37-5370-9012001 Emergency Medicine	81,200	1	0	0	21,560	0	102,760	0	102,760
TOTAL	13,512,523	165	9,506,463	183	6,105,985	0	29,124,971	0	29,124,971

SUBPROGRAM #/NAME: 54 College of Public Health
 UNMC-Auxiliary-739 Auxiliaries & Services/Restricted

COST OBJECT	FACULTY		NON FACULTY		EMPLOYEE BENEFITS	PERSONAL SERVICE CREDITS	TOTAL PERSONAL SERVICES	TOTAL OPERATING EXPENSES	TOTAL
	Dollar	FTE	Dollar	FTE					
33-5301-0030 P3 Facility	0	0	4,694	0	863	0	5,557	0	5,557
33-5301-0346 Johnson/Hybridoma Lab	0	0	103,909	2	19,071	0	122,980	0	122,980
33-5301-0566 Elsevier Editor-In-Chief James Talamdge	0	0	37,900	1	6,957	0	44,857	0	44,857
33-5301-0906 Kuszynski/Cell Sorter Facility	3,145	0	36,799	1	7,330	0	47,274	0	47,274
33-5301-2446 NPHL Research Account	0	0	4,693	0	862	0	5,555	0	5,555
33-5301-3476 Public Health Lab Services	0	0	40,991	1	7,524	0	48,515	0	48,515
33-5301-3486 Bio Safety Program	0	0	1,749	0	321	0	2,070	0	2,070
33-5301-5006 Tissue Science Facility	0	0	21,930	0	4,024	0	25,954	0	25,954
33-5305-0003 CNND Fees	0	0	45,867	1	8,417	0	54,284	0	54,284
33-5316-0005 MHCP Cystic Fibrosis Services	0	0	0	0	0	0	0	0	0
33-5318-0005 MHCP Pediatric Cardiology	0	0	0	0	0	0	0	0	0
33-5350-2222 Biomed Core Lab	15,309	0	121,473	3	25,104	0	161,886	0	161,886
TOTAL	18,454	0	420,005	10	80,473	0	518,932	0	518,932
SUB PROGRAM TOTAL	25,138,310	268	16,186,147	322	10,878,484	0	52,202,941	846,230	53,049,171

Print Date: 10/1/2010

SUBPROGRAM #/NAME: 54 College of Public Health
 UNMC-State General Fund-731 State & University Generated/Unrestricted

COST OBJECT	FACULTY		NON FACULTY		EMPLOYEE BENEFITS	PERSONAL SERVICE CREDITS	TOTAL PERSONAL SERVICES	TOTAL OPERATING EXPENSES	TOTAL
	Dollar	FTE	Dollar	FTE					
31-5401-0001 Dean-College of Public Health	161,438	1	806,632	11	220,206	0	1,188,476	0	1,188,476
31-5401-0100 POE-COPH-College of Public Health	38,079	0	42,046	0	12,617	0	92,742	0	92,742
31-5401-0540 Dean Startup	290,047	3	83,600	1	168,040	0	541,687	0	541,687
31-5401-0580 POE-Master of Public Health Program	0	0	86,538	2	19,592	0	106,130	34,652	140,782
31-5401-2000 COPH Dean's Office Grant Return	0	0	0	0	0	0	0	0	0

COST OBJECT LISTING BY SUB PROGRAM
 2010-2011 GENERAL OPERATING BUDGET
 UNIVERSITY OF NEBRASKA MEDICAL CENTER

Print Date: 10/1/2010

SUBPROGRAM #/NAME: 54 College of Public Health
 UNMC-State General Fund-731 State & University Generated/Unrestricted

COST OBJECT	FACULTY		NON FACULTY		EMPLOYEE BENEFITS	PERSONAL SERVICE CREDITS	TOTAL PERSONAL SERVICES	TOTAL OPERATING EXPENSES	TOTAL
	Dollar	FTE	Dollar	FTE					
31-5401-2365	0	0	0	0	0	0	0	0	0
31-5401-7003	0	0	0	0	0	0	0	0	0
31-5410-0001	0	0	0	0	0	0	0	0	0
31-5410-0100	308,473	3	0	0	61,544	0	370,017	0	370,017
31-5410-1101	0	0	0	0	0	0	0	0	0
31-5410-2000	0	0	0	0	0	0	0	0	0
31-5410-7004	0	0	0	0	0	0	0	0	0
31-5410-7022	0	0	0	0	0	0	0	0	0
31-5420-0001	0	0	108,210	3	22,670	0	130,880	0	130,880
31-5420-0100	469,602	5	0	0	99,526	0	569,128	0	569,128
31-5420-1101	0	0	0	0	0	0	0	0	0
31-5420-1102	0	0	0	0	0	0	0	0	0
31-5420-2000	0	0	0	0	0	0	0	0	0
31-5420-2003	0	0	0	0	0	0	0	0	0
31-5420-7002	0	0	0	0	0	0	0	0	0
31-5430-0001	38,492	0	39,850	1	20,133	0	98,475	0	98,475
31-5430-0100	235,231	2	0	0	64,310	0	299,541	0	299,541
31-5430-1101	0	0	0	0	0	0	0	0	0
31-5430-1102	0	0	0	0	0	0	0	0	0
31-5430-2000	0	0	0	0	0	0	0	0	0
31-5440-0001	0	0	215,020	5	55,260	0	270,280	0	270,280
31-5440-0100	67,679	2	0	0	63,891	0	131,570	0	131,570
31-5440-0560	104,395	1	68,961	2	26,012	0	199,368	0	199,368
31-5440-1101	0	0	0	0	0	0	0	0	0
31-5440-1102	0	0	0	0	0	0	0	0	0
31-5440-2000	0	0	0	0	0	0	0	0	0
31-5450-0001	94,132	1	48,908	1	31,622	0	174,662	0	174,662
31-5450-0100	15,994	5	0	0	117,511	0	133,505	0	133,505
31-5450-1101	0	0	0	0	0	0	0	0	0
31-5450-1102	0	0	0	0	0	0	0	0	0
31-5450-1103	0	1	0	0	0	0	0	0	0
31-5450-1104	0	0	0	0	0	0	0	0	0
31-5450-2000	0	0	0	0	0	0	0	0	0
31-5455-0501	163,261	2	85,930	2	63,922	0	313,113	17,253	330,366
31-5455-0701	45,330	0	26,452	1	18,356	0	90,138	3,078	93,216
31-5455-0901	47,669	0	0	0	12,251	0	59,920	2,314	62,234
31-5455-1301	147,240	1	21,199	1	43,288	0	211,727	10,162	221,889
31-5455-1501	81,598	1	65,308	2	37,755	0	184,661	36,567	221,228
31-5455-1575	0	0	0	0	0	0	0	30,000	30,000
31-5465-0115	0	0	0	0	0	0	0	0	0
31-5480-0001	0	0	0	0	0	0	0	0	0
31-5495-0001	0	0	10,966	0	2,818	0	13,784	0	13,784
TOTAL	2,308,660	29	1,709,820	31	1,161,324	0	5,179,804	134,026	5,313,830

UNMC-Federal Letter of Credit-736 Federal/Restricted

COST OBJECT	FACULTY		NON FACULTY		EMPLOYEE BENEFITS	PERSONAL SERVICE CREDITS	TOTAL PERSONAL SERVICES	TOTAL OPERATING EXPENSES	TOTAL
	Dollar	FTE	Dollar	FTE					
UNMC-Federal Letter of Credit-736 Federal/Restricted	0	0	0	0	0	0	0	0	0

COST OBJECT LISTING BY SUB PROGRAM
 2010-2011 GENERAL OPERATING BUDGET
 UNIVERSITY OF NEBRASKA MEDICAL CENTER

Print Date: 10/1/2010

SUBPROGRAM #/NAME: 54 College of Public Health

UNMC-Federal Letter of Credit-736 Federal/Restricted

COST OBJECT	FACULTY		NON FACULTY		EMPLOYEE BENEFITS	PERSONAL SERVICE CREDITS	PERSONAL SERVICES	TOTAL OPERATING EXPENSES	TOTAL
	Dollar	FTE	Dollar	FTE					
34-5401-1001003	16,009	0	0	0	3,787	0	19,796	0	19,796
34-5420-2001001	68,850	1	35,089	1	24,584	0	128,523	0	128,523
34-5440-2002006	0	0	0	0	0	0	0	0	0
34-5455-1002002	10,832	0	25,000	1	8,477	0	44,309	0	44,309
TOTAL	95,691	1	60,089	2	36,848	0	192,628	0	192,628

UNMC-Federal Advance-737 Federal/Restricted

COST OBJECT	FACULTY		NON FACULTY		EMPLOYEE BENEFITS	PERSONAL SERVICE CREDITS	PERSONAL SERVICES	TOTAL OPERATING EXPENSES	TOTAL
	Dollar	FTE	Dollar	FTE					
35-5410-2004001	9,877	0	8,813	0	4,422	0	23,112	0	23,112
35-5440-2001003	12,436	0	14,425	0	6,353	0	33,214	0	33,214
35-5440-2012001	0	0	29,621	0	7,007	0	36,628	0	36,628
35-5440-2013003	0	0	0	0	0	0	0	0	0
35-5440-2014002	0	0	17,892	0	4,231	0	22,123	0	22,123
35-5440-2015002	0	0	33,403	1	7,902	0	41,305	0	41,305
35-5440-2016002	0	0	2,155	0	509	0	2,664	0	2,664
35-5440-2017002	0	0	0	0	0	0	0	0	0
35-5440-2018003	0	0	0	0	0	0	0	0	0
35-5455-1003002	0	0	30,308	1	7,019	0	37,327	0	37,327
TOTAL	22,313	0	136,617	3	37,443	0	196,373	0	196,373

UNMC-Trust-Grant/Cont/Loan/End-738 Trust/Restricted

COST OBJECT	FACULTY		NON FACULTY		EMPLOYEE BENEFITS	PERSONAL SERVICE CREDITS	PERSONAL SERVICES	TOTAL OPERATING EXPENSES	TOTAL
	Dollar	FTE	Dollar	FTE					
36-5401-3001002	0	0	73,936	2	19,632	0	93,568	0	93,568
36-5410-2003004	11,572	0	0	0	3,073	0	14,645	0	14,645
36-5410-2007003	0	0	3,346	0	889	0	4,235	0	4,235
36-5410-2007004	1,286	0	0	0	341	0	1,627	0	1,627
36-5410-2032008	118,093	1	36,147	0	40,955	0	195,195	0	195,195
36-5410-2036001	22,829	0	14,724	0	9,973	0	47,526	0	47,526
36-5420-2001001	0	0	0	0	0	0	0	0	0
36-5420-2002001	4,673	0	18,000	1	6,020	0	28,693	0	28,693
36-5420-2003001	7,054	0	0	0	1,873	0	8,927	0	8,927
36-5420-2005001	1,620	0	0	0	431	0	2,051	0	2,051
36-5430-2004005	10,441	0	0	0	2,773	0	13,214	0	13,214
36-5430-2005002	0	0	11,691	0	3,105	0	14,796	0	14,796
36-5430-2007003	5,220	0	0	0	1,384	0	6,604	0	6,604
36-5430-2009001	2,401	0	0	0	638	0	3,039	0	3,039
36-5430-2010006	67,303	1	0	0	17,869	0	85,172	0	85,172
36-5430-3001005	5,220	0	48,287	1	14,209	0	67,716	0	67,716
36-5430-3002003	10,441	0	0	0	2,773	0	13,214	0	13,214
36-5440-1001008	0	0	0	0	0	0	0	0	0
36-5440-2004011	0	0	2,404	0	638	0	3,042	0	3,042
36-5440-2006003	0	0	0	0	0	0	0	0	0
36-5440-2013002	32,998	0	39,900	1	19,357	0	92,255	0	92,255
36-5440-2014001	0	0	0	0	0	0	0	0	0
36-5440-2016004	0	0	0	0	0	0	0	0	0
36-5440-2017001	17,649	0	0	0	4,686	0	22,335	0	22,335

COST OBJECT LISTING BY SUB PROGRAM
 2010-2011 GENERAL OPERATING BUDGET
 UNIVERSITY OF NEBRASKA MEDICAL CENTER

Print Date: 10/1/2010

SUBPROGRAM #/NAME: 54 College of Public Health
 UNMC-Trust-Grant/Cont/Loan/End-738 Trust/Restricted

COST OBJECT	FACULTY		NON FACULTY		EMPLOYEE BENEFITS	PERSONAL SERVICE CREDITS	TOTAL PERSONAL SERVICES	TOTAL OPERATING EXPENSES	TOTAL
	Dollar	FTE	Dollar	FTE					
36-5440-2018001	26,613	0	45,583	1	19,172	0	91,368	0	91,368
36-5440-2019001	23,434	0	0	0	6,221	0	29,655	0	29,655
36-5440-3002010	4,153	0	6,911	0	2,937	0	14,001	0	14,001
36-5450-2002001	17,869	0	0	0	4,745	0	22,614	0	22,614
36-5450-2003001	0	0	20,930	0	5,557	0	26,487	0	26,487
36-5450-2004001	12,239	0	0	0	3,249	0	15,488	0	15,488
36-5450-3001001	22,505	0	10,792	0	8,841	0	42,138	0	42,138
36-5455-2001001	40,097	0	12,959	0	14,087	0	67,143	0	67,143
36-5465-1001008	21,637	0	456,846	8	127,051	0	605,534	0	605,534
36-5465-3002001	21,637	0	32,635	1	14,411	0	68,683	0	68,683
36-5485-2003001	2,800	0	0	0	744	0	3,544	0	3,544
36-5485-3001006	0	0	52,338	1	13,896	0	66,234	0	66,234
36-5485-3004001	1,400	0	11,695	0	3,477	0	16,572	0	16,572
37-5401-1001001	178,921	1	70,250	0	0	0	249,171	0	249,171
37-5401-1001003	247,697	2	43,080	0	77,210	0	367,987	0	367,987
37-5401-2001001	0	0	4,576	0	1,215	0	5,791	0	5,791
37-5401-3002001	0	0	27,450	1	7,288	0	34,738	0	34,738
37-5401-3002002	0	0	4,050	0	1,076	0	5,126	0	5,126
37-5410-1001001	25,060	0	69,866	1	25,513	0	120,439	0	120,439
37-5410-2001001	103,904	1	156,117	3	69,043	0	329,064	0	329,064
37-5420-1001001	167,550	2	0	0	44,491	0	212,041	0	212,041
37-5420-2001001	0	0	5,439	0	1,444	0	6,883	0	6,883
37-5430-1001001	23,436	0	0	0	6,222	0	29,658	0	29,658
37-5430-2001001	32,336	0	0	0	8,586	0	40,922	0	40,922
37-5440-1001001	6,077	0	11,108	0	4,562	0	21,747	0	21,747
37-5440-2001001	0	0	43,808	1	11,634	0	55,442	0	55,442
37-5450-1001001	67,673	1	0	0	18,043	0	85,716	0	85,716
37-5450-2001001	89,864	1	3,942	0	24,891	0	118,697	0	118,697
37-5450-2001998	0	0	0	0	0	0	0	0	0
37-5465-1001001	0	0	0	0	0	0	0	0	0
37-5485-3001001	29,400	0	130,291	3	42,619	0	202,310	0	202,310
37-5485-3001002	0	0	62,391	1	16,565	0	78,956	0	78,956
37-5485-3001003	0	0	81,660	1	21,684	0	103,344	0	103,344
37-5485-3001994	0	0	1,719	0	456	0	2,175	0	2,175
37-5485-3001995	0	0	0	0	0	0	0	0	0
37-5485-3001997	0	0	1,297	0	345	0	1,642	0	1,642
37-5495-2001001	0	0	65,063	1	17,282	0	82,365	0	82,365
TOTAL	1,485,102	14	1,681,251	30	775,176	0	3,941,529	0	3,941,529

UNMC-Auxiliary-739 Auxiliaries & Services/Restricted

COST OBJECT	FACULTY		NON FACULTY		EMPLOYEE BENEFITS	PERSONAL SERVICE CREDITS	TOTAL PERSONAL SERVICES	TOTAL OPERATING EXPENSES	TOTAL
	Dollar	FTE	Dollar	FTE					
33-5401-2686	0	0	169,030	4	31,021	0	200,051	0	200,051
33-5430-0001	0	0	0	0	0	0	0	0	0
33-5440-0001	0	0	0	0	0	0	0	0	0
33-5440-0005	0	0	629,071	25	115,451	0	744,522	0	744,522
33-5440-0010	0	0	0	0	0	0	0	0	0
33-5440-0015	64,665	1	0	0	11,867	0	76,532	0	76,532

COST OBJECT LISTING BY SUB PROGRAM
 2010-2011 GENERAL OPERATING BUDGET
 UNIVERSITY OF NEBRASKA MEDICAL CENTER

Print Date: 10/1/2010

SUBPROGRAM #/NAME: 54 College of Public Health
 UNMC-Auxiliary-739 Auxiliaries & Services/Restricted

COST OBJECT	FACULTY		NON FACULTY		EMPLOYEE BENEFITS	PERSONAL SERVICE CREDITS	TOTAL PERSONAL SERVICES	TOTAL OPERATING EXPENSES	TOTAL
	Dollar	FTE	Dollar	FTE					
33-5440-0020	0	0	35,448	1	6,506	0	41,954	0	41,954
33-5450-0001	7,845	0	0	0	1,440	0	9,285	0	9,285
TOTAL	72,510	1	833,549	30	166,285	0	1,072,344	0	1,072,344
SUB PROGRAM TOTAL	3,984,276	45	4,421,326	94	2,177,076	0	10,582,678	134,026	10,716,704

Print Date: 10/1/2010

SUBPROGRAM #/NAME: 55 Munroe-Meyer Institute
 UNMC-State General Fund-731 Cash & Student Contracts/Designated

COST OBJECT	FACULTY		NON FACULTY		EMPLOYEE BENEFITS	PERSONAL SERVICE CREDITS	TOTAL PERSONAL SERVICES	TOTAL OPERATING EXPENSES	TOTAL
	Dollar	FTE	Dollar	FTE					
31-5505-0126	-1,673,080	0	-1,445,784	0	-7,12,946	0	-3,831,810	-19,965	-3,851,775
31-5507-0086	0	0	0	0	0	0	0	158,339	158,339
31-5507-0090	129,110	1	29,750	1	40,827	0	199,687	0	199,687
31-5507-0100	0	0	356,310	11	81,270	0	437,580	51,372	488,952
31-5507-0200	123,900	2	285,115	13	138,547	0	547,562	50,000	597,562
31-5507-0300	0	0	0	0	0	0	0	0	0
31-5507-0400	0	0	169,646	4	27,665	0	197,311	0	197,311
31-5507-0500	57,223	1	204,662	7	69,875	0	331,760	21,726	353,486
31-5507-0600	170,659	1	2,630,518	59	689,379	0	3,490,556	2,506,972	5,997,528
31-5507-0614	1,967	0	0	0	505	0	2,472	0	2,472
31-5507-4892	63,373	1	82,847	2	27,986	0	174,206	13,538	187,744
31-5507-4893	0	0	0	0	0	0	0	0	0
31-5507-5800	0	0	0	0	0	0	0	0	0
31-5507-5812	1,758	0	9,581	0	2,463	0	12,044	88,182	100,226
31-5507-6800	0	0	0	0	452	0	2,210	0	2,210
31-5507-6815	0	0	135,298	1	28,012	0	163,310	14,095	177,405
31-5507-6816	0	0	0	0	0	0	0	0	0
31-5507-7890	0	0	305,730	7	78,572	0	384,302	46,100	430,402
31-5507-7892	0	0	0	0	0	0	0	0	0
31-5507-7893	0	0	0	0	0	0	0	0	0
31-5507-7900	0	0	143,091	2	36,774	0	179,865	4,100	183,965
31-5507-7901	0	0	0	0	0	0	0	0	0
31-5507-7917	0	0	2,066	0	531	0	2,597	0	2,597
31-5507-8100	0	0	21,280	1	5,468	0	26,748	21,100	47,848
31-5507-8190	284,086	2	64,684	1	81,500	0	430,270	11,820	442,090
31-5507-8191	0	0	0	0	0	0	0	0	0
31-5507-8192	7,373	0	0	0	1,894	0	9,267	0	9,267
31-5507-8390	77,395	1	65,912	2	36,829	0	180,136	26,400	206,536
31-5507-8490	225,733	2	60,630	2	71,639	0	358,002	32,600	390,602
31-5507-8491	0	0	0	0	0	0	0	0	0
31-5507-8492	7,613	0	0	0	1,958	0	9,571	0	9,571
31-5507-8590	561,015	5	49,762	1	127,559	0	738,336	32,180	770,516
31-5507-8690	57,164	1	216,307	4	70,282	0	343,753	15,280	359,033
31-5507-8691	0	0	0	0	0	0	0	0	0
31-5507-8790	67,429	1	17,744	1	14,585	0	99,758	6,220	105,978
31-5507-8791	0	0	0	0	0	0	0	0	0
31-5507-8792	0	0	0	0	0	0	0	0	0

COST OBJECT LISTING BY SUB PROGRAM
 2010-2011 GENERAL OPERATING BUDGET
 UNIVERSITY OF NEBRASKA MEDICAL CENTER

Print Date: 10/1/2010

SUBPROGRAM #/NAME: 55 Munroe-Meyer Institute

UNMC-State General Fund-731 Cash & Student Contracts/Designated

COST OBJECT	FACULTY		NON FACULTY		EMPLOYEE BENEFITS	PERSONAL SERVICE CREDITS	TOTAL PERSONAL SERVICES	TOTAL OPERATING EXPENSES	TOTAL
	Dollar	FTE	Dollar	FTE					
31-5507-8800	0	0	0	0	0	0	0	36,425	36,425
31-5507-8900	0	0	0	0	0	0	0	2,900	2,900
31-5507-8990	133,215	1	0	0	34,236	0	167,451	0	167,451
31-5507-8991	0	0	0	0	0	0	0	0	0
31-5507-8992	0	0	0	0	0	0	0	0	0
31-5507-9100	0	0	0	0	0	0	0	8,000	8,000
31-5507-9400	57,816	1	71,456	2	23,714	0	152,986	52,686	205,672
TOTAL	353,749	20	3,476,605	120	979,576	0	4,809,930	3,180,070	7,990,000

UNMC-Federal Letter of Credit-736 Federal/Restricted

COST OBJECT	FACULTY		NON FACULTY		EMPLOYEE BENEFITS	PERSONAL SERVICE CREDITS	TOTAL PERSONAL SERVICES	TOTAL OPERATING EXPENSES	TOTAL
	Dollar	FTE	Dollar	FTE					
34-5507-1022019	189,561	2	76,428	2	63,171	0	329,160	0	329,160
34-5507-1025036	86,741	1	301,553	4	91,842	0	480,136	0	480,136
34-5507-1026006	26,378	0	6,548	0	7,787	0	40,713	0	40,713
34-5507-2020106	82,207	1	34,437	1	27,590	0	144,234	0	144,234
34-5507-2020206	0	0	39,578	1	9,360	0	48,938	0	48,938
34-5507-2020306	0	0	56,570	1	13,382	0	69,952	0	69,952
34-5507-2020406	16,804	0	20,700	1	8,870	0	46,374	0	46,374
34-5507-2020606	20,357	0	0	0	4,815	0	25,172	0	25,172
34-5507-2020706	0	0	0	0	0	0	0	0	0
34-5507-2020906	0	0	15,698	1	3,714	0	19,412	0	19,412
TOTAL	422,048	4	551,512	9	230,531	0	1,204,091	0	1,204,091

UNMC-Trust-Grant/Cont/Loan/End-738 Trust/Restricted

COST OBJECT	FACULTY		NON FACULTY		EMPLOYEE BENEFITS	PERSONAL SERVICE CREDITS	TOTAL PERSONAL SERVICES	TOTAL OPERATING EXPENSES	TOTAL
	Dollar	FTE	Dollar	FTE					
36-5507-1021011	4,182	0	77,741	1	21,753	0	103,676	0	103,676
36-5507-1053005	19,369	0	12,000	0	8,329	0	39,698	0	39,698
36-5507-1061006	11,772	0	0	0	3,126	0	14,898	0	14,898
36-5507-1070004	19,482	0	0	0	5,174	0	24,656	0	24,656
36-5507-1071004	1,328	0	0	0	352	0	1,680	0	1,680
36-5507-1075002	1,682	0	48,219	1	13,251	0	63,152	0	63,152
36-5507-1077001	6,727	0	14,271	0	5,577	0	26,575	0	26,575
36-5507-1078002	7,319	0	28,197	1	9,431	0	44,947	0	44,947
36-5507-1080005	15,683	0	8,017	0	6,294	0	29,994	0	29,994
36-5507-1081002	5,960	0	0	0	1,582	0	7,542	0	7,542
36-5507-1083001	8,409	0	0	0	2,232	0	10,641	0	10,641
36-5507-1084001	7,084	0	0	0	1,880	0	8,964	0	8,964
36-5507-1085001	0	0	555	0	148	0	703	0	703
36-5507-1086001	0	0	10,148	0	2,693	0	12,841	0	12,841
36-5507-2046005	12,345	0	0	0	3,278	0	15,623	0	15,623
36-5507-2048012	23,904	0	58,722	1	21,940	0	104,566	0	104,566
36-5507-2056001	0	0	1,130	0	300	0	1,430	0	1,430
36-5507-2058001	11,952	0	13,406	0	6,731	0	32,089	0	32,089
36-5507-2061001	0	0	3,766	0	1,001	0	4,767	0	4,767
36-5507-2063002	43,556	1	6,620	0	13,322	0	63,498	0	63,498
36-5507-2064002	15,683	0	0	0	4,166	0	19,849	0	19,849

COST OBJECT LISTING BY SUB PROGRAM
 2010-2011 GENERAL OPERATING BUDGET
 UNIVERSITY OF NEBRASKA MEDICAL CENTER

Print Date: 10/1/2010

SUBPROGRAM #/NAME: 55 Munroe-Meyer Institute
 UNMC-Trust-Grant/Cont/Loan/End-738 Trust/Restricted

COST OBJECT	FACULTY		NON FACULTY		EMPLOYEE BENEFITS	PERSONAL SERVICE CREDITS	TOTAL PERSONAL SERVICES	TOTAL OPERATING EXPENSES	TOTAL
	Dollar	FTE	Dollar	FTE					
36-5507-2065001	17,883	0	9,414	0	7,249	0	34,546	0	34,546
36-5507-2066005	9,562	0	12,910	0	5,966	0	28,438	0	28,438
36-5507-2067011		0	20,855	0	5,538	0	26,393	0	26,393
36-5507-2068001	2,362	0	18,829	1	5,627	0	26,818	0	26,818
36-5507-2069006	7,968	0	19,368	0	7,259	0	34,595	0	34,595
36-5507-2070001	0	0	41,000	1	10,887	0	51,887	0	51,887
36-5507-3021030	0	0	57,590	1	15,294	0	72,884	0	72,884
36-5507-3058006	0	0	15,445	0	4,100	0	19,545	0	19,545
36-5507-3063004	32,850	1	43,255	1	20,209	0	96,314	0	96,314
36-5507-3066003	0	0	9,080	0	2,412	0	11,492	0	11,492
36-5507-3067001	796	0	17,216	0	4,783	0	22,795	0	22,795
37-5507-1002001	0	0	6,032	0	1,602	0	7,634	0	7,634
37-5507-1002002	128,686	1	0	0	34,169	0	162,855	0	162,855
37-5507-1002003	46,950	0	32,900	1	21,203	0	101,053	0	101,053
37-5507-1002005	8,023	0	333,563	6	90,700	0	432,286	0	432,286
37-5507-1007005		0	3,834	0	1,018	0	4,852	0	4,852
37-5507-1016001	7,809	0	0	0	2,074	0	9,883	0	9,883
37-5507-1027001	36,717	0	38,228	1	19,899	0	94,844	0	94,844
37-5507-3002001	435,267	7	111,486	3	145,179	0	691,932	0	691,932
37-5507-3003001	11,940	0	33,573	1	12,086	0	57,599	0	57,599
37-5507-3004001	0	0	760,754	17	202,001	0	962,755	0	962,755
37-5507-3005002	0	0	789,422	15	209,612	0	999,034	0	999,034
37-5507-3005003	0	0	25,223	1	6,699	0	31,922	0	31,922
37-5507-3007001	118,391	1	180,108	3	79,260	0	377,759	0	377,759
37-5507-3007002	0	0	5,415	0	1,439	0	6,854	0	6,854
37-5507-3007003	0	0	18,252	1	4,847	0	23,099	0	23,099
37-5507-3008001	0	0	14,038	0	3,728	0	17,766	0	17,766
37-5507-3026004	2,637	0	6,353	0	2,386	0	11,376	0	11,376
37-5507-3026005	4,395	0	8,520	0	3,430	0	16,345	0	16,345
37-5507-3026006	74,709	1	131,376	4	54,721	0	260,806	0	260,806
37-5507-3026008	4,395	0	2,452	0	1,818	0	8,665	0	8,665
37-5507-3026009	0	0	60,900	2	16,172	0	77,072	0	77,072
TOTAL	1,167,777	13	3,110,183	66	1,135,927	0	5,413,887	0	5,413,887

COST OBJECT	FACULTY		NON FACULTY		EMPLOYEE BENEFITS	PERSONAL SERVICE CREDITS	TOTAL PERSONAL SERVICES	TOTAL OPERATING EXPENSES	TOTAL
	Dollar	FTE	Dollar	FTE					
33-5551-0156	0	0	16,259	1	2,985	0	19,244	0	19,244
33-5552-0100	0	0	4,807	0	882	0	5,689	0	5,689
33-5552-0101	2,614	0	8,518	0	2,044	0	13,176	0	13,176
33-5552-0103	12,345	0	102,120	2	21,008	0	135,473	0	135,473
33-5552-0104	0	0	51,383	1	9,429	0	60,812	0	60,812
33-5552-0105	3,970	0	34,112	1	6,989	0	45,071	0	45,071
33-5552-0106	0	0	0	0	0	0	0	0	0
33-5552-0107	0	0	6,943	0	1,274	0	8,217	0	8,217
33-5552-0108	5,228	0	131,319	3	25,062	0	161,609	0	161,609
33-5552-0109	9,410	0	3,440	0	2,359	0	15,209	0	15,209
33-5552-0110	0	0	37,088	1	6,806	0	43,894	0	43,894

COST OBJECT LISTING BY SUB PROGRAM
 2010-2011 GENERAL OPERATING BUDGET
 UNIVERSITY OF NEBRASKA MEDICAL CENTER

Print Date: 10/1/2010

SUBPROGRAM #/NAME: 55 Munroe-Meyer Institute
 UNMC-Auxiliary-739 Auxiliaries & Services/Restricted

COST OBJECT	FACULTY		NON FACULTY		EMPLOYEE BENEFITS	PERSONAL SERVICE CREDITS	TOTAL PERSONAL SERVICES	TOTAL OPERATING EXPENSES	TOTAL
	Dollar	FTE	Dollar	FTE					
33-5552-0500	268,184	2	37,209	1	56,048	0	361,441	0	361,441
33-5552-0501	0	0	5,341	0	979	0	6,320	0	6,320
33-5552-0601	0	0	105,623	4	19,693	0	125,316	0	125,316
33-5552-0606	91,111	1	0	0	16,722	0	107,833	0	107,833
33-5552-0700	80,000	1	0	0	14,682	0	94,682	0	94,682
33-5552-0702	90,000	1	0	0	16,518	0	106,518	0	106,518
33-5552-0705	0	0	0	0	0	0	0	0	0
33-5552-0900	119,717	1	17,671	0	25,213	0	162,601	0	162,601
33-5552-0901	12,631	0	39,880	1	9,637	0	62,148	0	62,148
33-5552-0902	43,937	0	0	0	8,063	0	52,000	0	52,000
33-5552-0903	6,064	0	61,261	1	12,355	0	79,680	0	79,680
33-5552-0904	23,531	0	95,689	2	21,881	0	141,101	0	141,101
33-5552-0905	0	0	1,161	0	213	0	1,374	0	1,374
33-5552-0906	0	0	27,195	1	4,991	0	32,186	0	32,186
33-5552-0907	0	0	13,383	0	2,455	0	15,838	0	15,838
33-5552-5000	0	0	17,472	1	3,206	0	20,678	0	20,678
TOTAL	768,742	7	817,874	19	291,494	0	1,878,110	0	1,878,110
SUB PROGRAM TOTAL	2,712,316	43	7,956,174	214	2,637,528	0	13,306,018	3,180,070	16,486,088

Print Date: 10/1/2010

SUBPROGRAM #/NAME: 56 Dental Clinic
 UNMC-State General Fund-731 Cash & Student Contracts/Designated

COST OBJECT	FACULTY		NON FACULTY		EMPLOYEE BENEFITS	PERSONAL SERVICE CREDITS	TOTAL PERSONAL SERVICES	TOTAL OPERATING EXPENSES	TOTAL
	Dollar	FTE	Dollar	FTE					
31-5605-0016	15,160	1	774,650	25	193,162	0	982,972	662,069	1,645,041
31-5605-0026	6,990	0	15,473	1	5,772	0	28,235	9,100	37,335
31-5605-0036	0	0	48,162	1	12,378	0	60,540	78,500	139,040
31-5605-0076	16,297	1	141,937	5	40,666	0	198,900	38,000	236,900
31-5605-0086	1,920	0	72,643	2	19,164	0	93,727	12,000	105,727
31-5605-0096	25,160	1	262,683	8	64,250	0	352,093	26,500	378,593
31-5605-0097	0	0	0	0	0	0	0	14,000	14,000
31-5605-0098	0	0	0	0	0	0	0	46,200	46,200
31-5605-0099	0	0	0	0	0	0	0	22,500	22,500
31-5605-0106	21,180	1	289,544	11	79,322	0	390,046	415,853	805,899
31-5605-0136	0	0	62,209	2	15,988	0	78,197	25,500	103,697
31-5605-0306	2,310	0	205,061	5	53,294	0	260,665	150,000	410,665
31-5605-0316	1,462	0	311,509	11	77,767	0	390,738	126,000	516,738
31-5605-0346	0	0	46,262	1	11,889	0	58,151	2,000	60,151
31-5605-0376	207,764	2	52,687	1	66,935	0	327,386	21,000	348,386
31-5691-0008	138,154	2	525,727	8	165,247	0	829,128	150,000	979,128
TOTAL	436,397	8	2,808,547	81	805,834	0	4,050,778	1,799,222	5,850,000
SUB PROGRAM TOTAL	2,712,316	43	7,956,174	214	2,637,528	0	13,306,018	3,180,070	16,486,088

Print Date: 10/1/2010

SUBPROGRAM #/NAME: 56 Dental Clinic
 UNMC-Auxiliary-739 Auxiliaries & Services/Restricted

COST OBJECT	FACULTY		NON FACULTY		EMPLOYEE BENEFITS	PERSONAL SERVICE CREDITS	TOTAL PERSONAL SERVICES	TOTAL OPERATING EXPENSES	TOTAL
	Dollar	FTE	Dollar	FTE					
33-5652-0776	2,460	0	51,640	1	9,930	0	64,030	0	64,030
TOTAL	2,460	0	51,640	1	9,930	0	64,030	0	64,030

COST OBJECT LISTING BY SUB PROGRAM
 2010-2011 GENERAL OPERATING BUDGET
 UNIVERSITY OF NEBRASKA MEDICAL CENTER

SUB PROGRAM TOTAL		438,857	9	2,860,187	82	815,764	0	4,114,808	1,799,222	5,914,030
SUBPROGRAM #/NAME:		57 Tobacco Fund Research								
UNMC-State General Fund-731 Cash & Student Contracts/Designated										
COST OBJECT	Dollars	FACULTY		NON FACULTY		EMPLOYEE BENEFITS	PERSONAL SERVICE CREDITS	TOTAL PERSONAL SERVICES	TOTAL OPERATING EXPENSES	TOTAL
		FTE	Dollar	FTE	Dollar					
31-5701-0001	Biomedical Research Development Fund	0	1,815,166	0	3,476,238	0	0	6,169,867	4,840,133	11,010,000
31-5703-0009	Minority Health Education & Research	0	0	0	0	0	0	0	0	0
31-5703-0029	NTSBRDG NE-Virginia Alliance	0	0	0	0	0	0	0	0	0
31-5703-0067	Risk&Protective Factors-Rural Meth Dep	0	0	0	0	0	0	0	0	0
31-5705-0051	Institutional Research Resources Coordin	0	0	0	0	0	0	0	0	0
31-5705-0053	DRC Research Resource Manager	0	0	0	0	0	0	0	0	0
31-5706-0005	GI Oncology/Drug Development	0	0	0	0	0	0	0	0	0
31-5708-0016	MMI/PEDS-Fisher&Piazza Recruitment	0	0	0	0	0	0	0	0	0
31-5708-0023	Smith-Biomed Research Development	0	0	0	0	0	0	0	0	0
31-5709-0034	Bupropion Trtmt of Meth Dependence	0	0	0	0	0	0	0	0	0
31-5712-0010	DNA Repair and Cancer	0	0	0	0	0	0	0	0	0
31-5712-0029	Eppley Asojo Research Support	0	0	0	0	0	0	0	0	0
31-5712-0031	Tahirov's X-Ray Crystallography Equipmen	0	0	0	0	0	0	0	0	0
31-5712-0037	Furukawa Research	0	0	0	0	0	0	0	0	0
31-5712-0045	Brattain & Wang Recruitment	0	0	0	0	0	0	0	0	0
31-5712-0047	H Band Research	0	0	0	0	0	0	0	0	0
31-5712-0049	M Naramura Research	0	0	0	0	0	0	0	0	0
31-5712-0051	M Tsai Research	0	0	0	0	0	0	0	0	0
31-5713-0003	COSTSHARING/ 34-1905-2163-001	0	0	0	0	0	0	0	0	0
31-5713-0005	COM-Dr David Li Start-up	0	0	0	0	0	0	0	0	0
31-5717-0019	Editorial Project	0	0	0	0	0	0	0	0	0
31-5719-0015	COP-Shilyakhtenko Support	0	0	0	0	0	0	0	0	0
31-5721-0008	CON - Cohen Recruitment	0	0	0	0	0	0	0	0	0
31-5721-0027	Novel Medical Devices	0	0	0	0	0	0	0	0	0
31-5721-0037	Alvin Wee Support	0	0	0	0	0	0	0	0	0
31-5721-0045	Steven Sansom Support	0	0	0	0	0	0	0	0	0
31-5721-0055	Greiner Bridge Grant	0	0	0	0	0	0	0	0	0
31-5721-0059	COM-Carlson's Regenerative Med Init	0	0	0	0	0	0	0	0	0
31-5721-0063	Regenerative Medicine Program - Turpen	0	0	0	0	0	0	0	0	0
31-5721-0073	Wing Chan Support	0	0	0	0	0	0	0	0	0
31-5721-0079	Baxters Aneurysm Progression Prevention	0	0	0	0	0	0	0	0	0
31-5721-3001	SAHP-Jack Thurman Recruitment	0	0	0	0	0	0	0	0	0
31-5721-3002	COSTSHARING/ 34-5237-2010-001	0	0	0	0	0	0	0	0	0
31-5723-0002	COSTSHARING/ 36-5150-2053-001	0	0	0	0	0	0	0	0	0
31-5723-0005	COD-Payne Research Program	0	0	0	0	0	0	0	0	0
31-5723-0009	COD-Nawshad Recruitment	0	0	0	0	0	0	0	0	0
31-5723-0011	COD-Oakley's Startup Funds	0	0	0	0	0	0	0	0	0
31-5723-0013	COD-Wheelock&Johnson Salary Support	0	0	0	0	0	0	0	0	0
31-5725-0009	Lynell Klassen Research Support	0	0	0	0	0	0	0	0	0
31-5725-0011	Geoffery Thiele Salary Support	0	0	0	0	0	0	0	0	0
31-5725-0015	CCTR	0	0	0	0	0	0	0	0	0
31-5725-0025	Basma Research Support	0	0	0	0	0	0	0	0	0
31-5727-0002	Jialin Zheng Support	0	0	0	0	0	0	0	0	0
TOTAL		1,815,166	0	3,476,238	0	878,463	0	6,169,867	4,840,133	11,010,000

COST OBJECT LISTING BY SUB PROGRAM
 2010-2011 GENERAL OPERATING BUDGET
 UNIVERSITY OF NEBRASKA MEDICAL CENTER

SUB PROGRAM TOTAL	1,815,166	0	3,476,238	0	878,463	0	6,169,867	4,840,133	11,010,000
--------------------------	------------------	----------	------------------	----------	----------------	----------	------------------	------------------	-------------------

Print Date: 10/1/2010

SUBPROGRAM #/NAME: 71 UNMC/Eppley Center Cancer Research & Care

COST OBJECT	FACULTY		NON FACULTY		EMPLOYEE BENEFITS	PERSONAL SERVICE CREDITS		TOTAL PERSONAL SERVICES		TOTAL OPERATING EXPENSES
	Dollar	FTE	Dollar	FTE		PERSONAL SERVICE CREDITS	PERSONAL SERVICES	TOTAL PERSONAL SERVICES	TOTAL OPERATING EXPENSES	
31-7101-0001	100,183	1	181,393	2	0	0	0	281,576	0	281,576
31-7101-0010	53,661	0	0	0	0	0	0	53,661	0	53,661
31-7101-7004	0	0	0	0	0	0	0	0	0	0
31-7101-7005	0	0	0	0	0	0	0	0	0	0
31-7101-7007	2,843	0	0	0	0	0	0	2,843	0	2,843
31-7101-7008	0	0	1,324	0	0	0	0	1,324	0	1,324
TOTAL	156,687	1	182,717	2	0	0	0	339,404	0	339,404

UNMC-Trust-Grant/Cont/Loan/End-738 Trust/Restricted

COST OBJECT	FACULTY		NON FACULTY		EMPLOYEE BENEFITS	PERSONAL SERVICE CREDITS		TOTAL PERSONAL SERVICES		TOTAL OPERATING EXPENSES
	Dollar	FTE	Dollar	FTE		PERSONAL SERVICE CREDITS	PERSONAL SERVICES	TOTAL PERSONAL SERVICES	TOTAL OPERATING EXPENSES	
36-7105-2015001	0	0	3,780	0	1,005	0	0	4,785	0	4,785
36-7107-2013669	0	0	0	0	0	0	0	0	0	0
36-7107-2016629	0	0	126,244	2	33,522	0	0	159,766	0	159,766
36-7107-2016633	13,076	0	20,000	1	8,782	0	0	41,858	0	41,858
36-7107-2016634	0	0	134,493	3	35,711	0	0	170,204	0	170,204
36-7107-2016999	0	0	43,139	1	11,454	0	0	54,593	0	54,593
36-7111-2013606	0	0	0	0	0	0	0	0	0	0
36-7117-2015001	10,175	0	0	0	2,702	0	0	12,877	0	12,877
36-7123-2015601	0	0	40,000	0	10,622	0	0	50,622	0	50,622
36-7131-2015601	0	0	33,238	1	8,826	0	0	42,064	0	42,064
37-7109-2004992	23,964	0	27,535	1	13,675	0	0	65,174	0	65,174
37-7109-2004993	15,124	0	0	0	4,017	0	0	19,141	0	19,141
37-7109-2004994	5,991	0	0	0	1,591	0	0	7,582	0	7,582
37-7109-2004995	27,094	0	54,286	1	21,608	0	0	102,988	0	102,988
37-7109-2007001	9,985	0	0	0	2,652	0	0	12,637	0	12,637
37-7109-2012001	0	0	0	0	0	0	0	0	0	0
37-7109-2014001	0	0	108,340	2	28,766	0	0	137,106	0	137,106
37-7109-2015001	0	0	36,338	1	9,648	0	0	45,986	0	45,986
TOTAL	105,409	1	627,393	12	194,581	0	0	927,383	0	927,383

Print Date: 10/1/2010

SUB PROGRAM TOTAL 262,096 2 810,110 13 194,581 0 1,266,787 0 1,266,787

SUBPROGRAM #/NAME: 81 Primary Care Joint Venture

COST OBJECT	FACULTY		NON FACULTY		EMPLOYEE BENEFITS	PERSONAL SERVICE CREDITS		TOTAL PERSONAL SERVICES		TOTAL OPERATING EXPENSES
	Dollar	FTE	Dollar	FTE		PERSONAL SERVICE CREDITS	PERSONAL SERVICES	TOTAL PERSONAL SERVICES	TOTAL OPERATING EXPENSES	
31-8105-8801	299,633	2	0	0	77,006	0	0	376,639	0	376,639
31-8105-8802	51,897	1	0	0	13,337	0	0	65,234	0	65,234
31-8105-8806	103,986	1	0	0	26,724	0	0	130,710	0	130,710
31-8105-8807	83,340	1	0	0	21,418	0	0	104,758	0	104,758
31-8105-8810	80,500	1	0	0	20,690	0	0	101,190	0	101,190
31-8105-8901	504,727	4	3,752	0	130,678	0	0	639,157	270,734	909,891
31-8105-8902	225,723	2	0	0	0	0	0	225,723	409,090	634,813
31-8105-8903	398,388	3	0	0	102,385	0	0	500,773	229,749	730,522

COST OBJECT LISTING BY SUB PROGRAM
 2010-2011 GENERAL OPERATING BUDGET
 UNIVERSITY OF NEBRASKA MEDICAL CENTER

Print Date: 10/1/2010

SUBPROGRAM #/NAME: 81 Primary Care Joint Venture

UNMC-State General Fund-731 Cash & Student Contracts/Designated

COST OBJECT	FACULTY		NON FACULTY		EMPLOYEE BENEFITS	PERSONAL SERVICE CREDITS	TOTAL PERSONAL SERVICES	TOTAL OPERATING EXPENSES	TOTAL
	Dollar	FTE	Dollar	FTE					
31-8105-8904	478,302	4	0	0	0	0	478,302	283,040	761,342
31-8105-8905	11,499	0	3,520	0	3,859	0	18,878	90,998	109,876
31-8105-8907	319,063	3	0	0	82,004	0	401,087	140,714	541,801
31-8105-8908	304,313	3	3,520	0	79,113	0	386,946	133,457	520,403
31-8105-8909	274,215	2	0	0	0	0	274,215	182,914	457,129
31-8105-8911	297,928	3	3,520	0	906	0	302,354	213,874	516,228
31-8105-8913	138,632	1	0	0	35,629	0	174,261	0	174,261
31-8105-8920	700,000	7	550,000	11	0	0	1,250,000	0	1,250,000
31-8105-8930	0	0	0	0	0	0	0	721,603	721,603
TOTAL	4,272,166	38	564,312	11	593,749	0	5,430,227	2,676,173	8,106,400
SUB PROGRAM TOTAL									
	4,272,166	38	564,312	11	593,749	0	5,430,227	2,676,173	8,106,400

SUBPROGRAM #/NAME: 82 Munroe-Meyer State Support

UNMC-State General Fund-731 State & University Generated/Unrestricted

COST OBJECT	FACULTY		NON FACULTY		EMPLOYEE BENEFITS	PERSONAL SERVICE CREDITS	TOTAL PERSONAL SERVICES	TOTAL OPERATING EXPENSES	TOTAL
	Dollar	FTE	Dollar	FTE					
31-8205-0106	1,673,080	0	1,445,784	0	712,946	0	3,831,810	19,965	3,851,775
	1,673,080	0	1,445,784	0	712,946	0	3,831,810	19,965	3,851,775
TOTAL	1,673,080	0	1,445,784	0	712,946	0	3,831,810	19,965	3,851,775
SUB PROGRAM TOTAL									
	1,673,080	0	1,445,784	0	712,946	0	3,831,810	19,965	3,851,775

SUBPROGRAM #/NAME: 83 University Medical Associates

UNMC-State General Fund-731 Cash & Student Contracts/Designated

COST OBJECT	FACULTY		NON FACULTY		EMPLOYEE BENEFITS	PERSONAL SERVICE CREDITS	TOTAL PERSONAL SERVICES	TOTAL OPERATING EXPENSES	TOTAL
	Dollar	FTE	Dollar	FTE					
31-8305-4005	0	0	23,359	1	5,784	0	29,143	99,765	128,908
31-8305-8838	90,000	1	0	0	23,130	0	113,130	0	113,130
31-8305-8920	177,416	2	0	0	45,596	0	223,012	0	223,012
31-8305-8938	0	0	21,159	1	5,437	0	26,596	0	26,596
31-8305-8953	0	0	0	0	0	0	0	18,903	18,903
31-8305-8954	0	0	0	0	0	0	0	36,570	36,570
31-8305-8955	0	0	0	0	0	0	0	45,390	45,390
31-8305-8956	0	0	0	0	0	0	0	502,304	502,304
31-8305-8957	0	0	0	0	0	0	0	45,124	45,124
31-8305-8958	0	0	0	0	0	0	0	59,786	59,786
31-8305-8960	0	0	0	0	0	0	0	18,791	18,791
31-8305-8961	0	0	0	0	0	0	0	38,982	38,982
31-8305-8963	0	0	0	0	0	0	0	88,690	88,690
31-8305-8967	0	0	0	0	0	0	0	177,859	177,859
31-8305-8968	0	0	76,125	1	19,564	0	95,689	11,269	106,958
31-8305-8970	0	0	0	0	0	0	0	114,483	114,483
31-8305-8971	0	0	0	0	0	0	0	120,600	120,600
31-8305-8972	0	0	47,235	1	12,139	0	59,374	152,345	211,719
31-8305-8973	0	0	0	0	0	0	0	182,711	182,711
31-8305-8974	0	0	0	0	0	0	0	91,804	91,804

COST OBJECT LISTING BY SUB PROGRAM
 2010-2011 GENERAL OPERATING BUDGET
 UNIVERSITY OF NEBRASKA MEDICAL CENTER

Print Date: 10/1/2010

SUBPROGRAM #/NAME: 83 University Medical Associates
 UNMC-State General Fund-731 Cash & Student Contracts/Designated

COST OBJECT	FACULTY		NON FACULTY		EMPLOYEE BENEFITS	PERSONAL SERVICE CREDITS	TOTAL PERSONAL SERVICES	TOTAL OPERATING EXPENSES	TOTAL
	Dollar	FTE	Dollar	FTE					
31-8305-8975	0	0	98,729	2	25,373	0	124,102	45,782	169,884
31-8305-8976	0	0	0	0	0	0	0	407,798	407,798
31-8305-8977	0	0	0	0	0	0	0	59,789	59,789
31-8305-8978	0	0	0	0	0	0	0	50,459	50,459
31-8305-8979	0	0	79,596	1	20,457	0	100,053	0	100,053
31-8305-8980	0	0	0	0	0	0	0	6,475	6,475
31-8305-8982	0	0	0	0	0	0	0	8,000	8,000
31-8305-8990	0	0	216,109	4	19,904	0	236,013	0	236,013
31-8305-8995	11,062	0	0	0	0	0	11,062	0	11,062
31-8305-8997	79,476	1	0	0	20,425	0	99,901	0	99,901
31-8305-9999	0	0	0	0	0	0	0	5,000,646	5,000,646
TOTAL	357,954	4	562,312	10	197,809	0	1,118,075	7,384,325	8,502,400
SUB PROGRAM TOTAL									
	357,954	4	562,312	10	197,809	0	1,118,075	7,384,325	8,502,400

Print Date: 10/1/2010

SUBPROGRAM #/NAME: 96 Stores/Services
 UNMC-State General Fund-731 Auxiliaries & Services/Restricted

COST OBJECT	FACULTY		NON FACULTY		EMPLOYEE BENEFITS	PERSONAL SERVICE CREDITS	TOTAL PERSONAL SERVICES	TOTAL OPERATING EXPENSES	TOTAL
	Dollar	FTE	Dollar	FTE					
33-9696-3000	0	0	10,032	0	1,842	0	11,874	0	11,874
TOTAL	0	0	10,032	0	1,842	0	11,874	0	11,874

Print Date: 10/1/2010

SUBPROGRAM #/NAME: 97 Clearing Centers
 UNMC-Auxiliary-739 Auxiliaries & Services/Restricted

COST OBJECT	FACULTY		NON FACULTY		EMPLOYEE BENEFITS	PERSONAL SERVICE CREDITS	TOTAL PERSONAL SERVICES	TOTAL OPERATING EXPENSES	TOTAL
	Dollar	FTE	Dollar	FTE					
33-9605-0795	0	0	278,921	5	43,905	0	322,826	73,450	396,276
33-9607-0236	0	0	136,754	4	25,098	0	161,852	0	161,852
33-9696-0296	0	0	190,229	3	34,911	0	225,140	0	225,140
33-9696-0357	0	0	885,078	12	149,247	0	1,034,325	0	1,034,325
33-9696-0365	0	0	11,939	0	2,191	0	14,130	0	14,130
33-9696-0886	0	0	467,727	19	82,809	0	550,536	0	550,536
TOTAL	0	0	1,970,648	44	338,161	0	2,308,809	73,450	2,382,259
SUB PROGRAM TOTAL									
	0	0	1,980,680	44	340,003	0	2,320,683	73,450	2,394,133

Print Date: 10/1/2010

SUBPROGRAM #/NAME: 97 Clearing Centers
 UNMC-Auxiliary-739 Auxiliaries & Services/Restricted

COST OBJECT	FACULTY		NON FACULTY		EMPLOYEE BENEFITS	PERSONAL SERVICE CREDITS	TOTAL PERSONAL SERVICES	TOTAL OPERATING EXPENSES	TOTAL
	Dollar	FTE	Dollar	FTE					
33-9701-7501	0	0	0	0	0	0	0	0	0
33-9705-0006	0	0	0	0	0	0	0	61,924	61,924
33-9710-1380	0	0	19,875	0	3,648	0	23,523	0	23,523
33-9710-6975	12,172	0	62,439	1	13,694	0	88,305	0	88,305
33-9710-7055	0	0	60,070	1	11,024	0	71,094	0	71,094
33-9710-7060	722,697	5	448,081	5	214,871	0	1,385,649	0	1,385,649
33-9710-7140	0	0	72,620	1	13,328	0	85,948	0	85,948

COST OBJECT LISTING BY SUB PROGRAM
 2010-2011 GENERAL OPERATING BUDGET
 UNIVERSITY OF NEBRASKA MEDICAL CENTER

Print Date: 10/1/2010

SUBPROGRAM #/NAME: 97 Clearing Centers

UNMC-Auxiliary-739 Auxiliaries & Services/Restricted

COST OBJECT	FACULTY		NON FACULTY		EMPLOYEE BENEFITS	PERSONAL SERVICE CREDITS	TOTAL PERSONAL SERVICES	TOTAL OPERATING EXPENSES	TOTAL
	Dollar	FTE	Dollar	FTE					
33-9710-7321 Acute Dialysis	0	0	171,539	2	31,482	0	203,021	0	203,021
33-9710-7339 Clinical Nutrition	36,508	0	9,127	0	8,376	0	54,011	0	54,011
33-9710-7455 Social Work	0	0	37,848	1	6,946	0	44,794	0	44,794
33-9710-7525 Clinical Research Center	0	0	295,704	6	54,271	0	349,975	0	349,975
33-9710-7535 Gmp Facility	0	0	41,627	1	7,639	0	49,266	0	49,266
TOTAL	771,377	5	1,218,930	17	365,279	0	2,355,586	61,924	2,417,510
SUB PROGRAM TOTAL									
	771,377	5	1,218,930	17	365,279	0	2,355,586	61,924	2,417,510

SUBPROGRAM #/NAME: 98 Company Balance Sheets

UNMC-Federal Letter of Credit-736 Federal/Restricted

COST OBJECT	FACULTY		NON FACULTY		EMPLOYEE BENEFITS	PERSONAL SERVICE CREDITS	TOTAL PERSONAL SERVICES	TOTAL OPERATING EXPENSES	TOTAL
	Dollar	FTE	Dollar	FTE					
34-9899-0011011 Ant Awards-Instruction	0	0	0	0	0	0	0	5,338,988	5,338,988
34-9899-0022022 Ant Awards-Rsch Other	0	0	0	0	0	0	0	83,396,342	83,396,342
34-9899-0033033 Ant Awards - Community Service	0	0	0	0	0	0	0	2,925,558	2,925,558
34-9899-0060061 ANT AWARDS-INSTITUTIONAL ADMIN	0	0	0	0	0	0	0	2,325,722	2,325,722
TOTAL	0	0	0	0	0	0	0	93,986,610	93,986,610

UNMC-Federal Advance-737 Federal/Restricted

COST OBJECT	FACULTY		NON FACULTY		EMPLOYEE BENEFITS	PERSONAL SERVICE CREDITS	TOTAL PERSONAL SERVICES	TOTAL OPERATING EXPENSES	TOTAL
	Dollar	FTE	Dollar	FTE					
35-9899-0011011 Ant Awards - Instruction	0	0	0	0	0	0	0	310,491	310,491
35-9899-0021021 Ant Awards-Research Instr	0	0	0	0	0	0	0	6,375,639	6,375,639
35-9899-0033033 Ant Awards-Community Serv	0	0	0	0	0	0	0	230,034	230,034
35-9899-0041041 Ant Awards-Library Serv	0	0	0	0	0	0	0	0	0
TOTAL	0	0	0	0	0	0	0	6,916,164	6,916,164

UNMC-Trust-Grant/Conti/Loan/End-738 Trust/Restricted

COST OBJECT	FACULTY		NON FACULTY		EMPLOYEE BENEFITS	PERSONAL SERVICE CREDITS	TOTAL PERSONAL SERVICES	TOTAL OPERATING EXPENSES	TOTAL
	Dollar	FTE	Dollar	FTE					
36-9899-0011011 Ant Awards - Instruction	0	0	0	0	0	0	0	21,637,571	21,637,571
36-9899-0022022 Ant Awards - Rsch Other	0	0	0	0	0	0	0	11,983,205	11,983,205
36-9899-0033033 Ant Awards - Community Svc	0	0	0	0	0	0	0	10,370,095	10,370,095
36-9899-0046046 Ant Awards-Academic Admin	0	0	0	0	0	0	0	2,669,431	2,669,431
36-9899-0054054 ANT Awards Student Services	0	0	0	0	0	0	0	118	118
36-9899-0060061 ANT AWARDS-INSTITUTIONAL ADMIN	0	0	0	0	0	0	0	309,605	309,605
36-9899-0081081 Ant Awards - Scholarships	0	0	0	0	0	0	0	1,044,878	1,044,878
TOTAL	0	0	0	0	0	0	0	48,014,903	48,014,903

UNMC-Auxiliary-739 Auxiliaries & Services/Restricted

COST OBJECT	FACULTY		NON FACULTY		EMPLOYEE BENEFITS	PERSONAL SERVICE CREDITS	TOTAL PERSONAL SERVICES	TOTAL OPERATING EXPENSES	TOTAL
	Dollar	FTE	Dollar	FTE					
33-9813-0255 Anatomical-Salaries	0	0	80,254	1	14,727	0	94,981	0	94,981
33-9851-0386 Deposits-Suspense	9,985	0	0	0	1,833	0	11,818	0	11,818
33-9899-0070 Ant Income Stores & Services	0	0	0	0	0	0	0	47,775,454	47,775,454

COST OBJECT LISTING BY SUB PROGRAM
 2010-2011 GENERAL OPERATING BUDGET
 UNIVERSITY OF NEBRASKA MEDICAL CENTER

Print Date: 10/1/2010

SUBPROGRAM #/NAME: 98 Company Balance Sheets

UNMC-Auxiliary-739 Auxiliaries & Services/Restricted

COST OBJECT	FACULTY		NON FACULTY		EMPLOYEE BENEFITS	PERSONAL SERVICE CREDITS		TOTAL PERSONAL SERVICES	TOTAL OPERATING EXPENSES	TOTAL
	Dollar	FTE	Dollar	FTE		PERSONAL SERVICE CREDITS	PERSONAL SERVICES			
33-9899-0210 Ant Income-Research	0	0	0	0	0	0	0	0	26,351	26,351
33-9899-0630 Ant Income-Gen Adm-N	0	0	0	0	0	0	0	0	0	0
33-9899-0910 Ant Inc Indep Operations	0	0	0	0	0	0	0	0	559,760	559,760
TOTAL	9,985	0	80,254	1	16,560	0	106,799	106,799	48,361,565	48,468,364
SUB PROGRAM TOTAL	9,985	0	80,254	1	16,560	0	106,799	106,799	197,279,242	197,386,041

COST OBJECT LISTING BY SUB PROGRAM
 2010-2011 GENERAL OPERATING BUDGET
 UNIVERSITY OF NEBRASKA AT OMAHA

Print Date: 10/1/2010

SUBPROGRAM #/NAME: 01 Academics Affairs

UNO-State General Fund-791 State & University Generated/Unrestricted

COST OBJECT	FACULTY		NON FACULTY		EMPLOYEE BENEFITS	PERSONAL SERVICE CREDITS	PERSONAL SERVICES	TOTAL OPERATING EXPENSES	TOTAL
	Dollar	FTE	Dollar	FTE					
41-0101-0100	123,953	1	972,365	12	279,311	0	1,375,629	58,939	1,434,568
41-0101-0200	0	0	2,149	0	144	0	2,293	26,651	28,944
41-0101-0300	0	0	0	0	0	0	0	34,965	34,965
41-0102-0100	0	0	0	0	0	0	0	13,739	13,739
41-0103-0100	0	0	0	0	0	0	0	12,996	12,996
41-0104-0100	12,000	1	33,871	1	11,604	0	57,475	5,695	63,170
41-0105-0100	0	0	0	0	0	0	0	73,189	73,189
41-0107-0100	0	0	313,927	5	80,214	0	394,141	18,955	413,096
TOTAL	135,953	2	1,322,312	18	371,273	0	1,829,538	245,129	2,074,667

UNO-Trust-Grant/Loan/End-798 Trust/Restricted

COST OBJECT	FACULTY		NON FACULTY		EMPLOYEE BENEFITS	PERSONAL SERVICE CREDITS	PERSONAL SERVICES	TOTAL OPERATING EXPENSES	TOTAL
	Dollar	FTE	Dollar	FTE					
47-0101-2001100	10,000	0	0	0	0	0	10,000	0	10,000
47-0101-2002100	3,000	0	0	0	0	0	3,000	0	3,000
47-0101-2003100	15,000	0	0	0	0	0	15,000	0	15,000
47-0101-2004100	15,000	0	0	0	0	0	15,000	0	15,000
47-0101-2006100	3,000	0	0	0	0	0	3,000	0	3,000
47-0101-2007100	5,000	0	0	0	0	0	5,000	0	5,000
47-0101-2008100	3,000	0	0	0	0	0	3,000	0	3,000
47-0101-2009100	3,000	0	0	0	0	0	3,000	0	3,000
47-0101-2010100	3,000	0	0	0	0	0	3,000	0	3,000
47-0101-2012100	5,000	0	0	0	0	0	5,000	0	5,000
47-0101-2013100	5,000	0	0	0	0	0	5,000	0	5,000
47-0101-2014100	25,000	0	0	0	0	0	25,000	0	25,000
47-0101-2015100	10,000	0	0	0	0	0	10,000	0	10,000
47-0101-2016100	10,000	0	0	0	0	0	10,000	0	10,000
47-0101-2017100	5,000	0	0	0	0	0	5,000	0	5,000
47-0101-2019100	10,000	0	0	0	0	0	10,000	0	10,000
47-0101-2020100	10,000	0	0	0	0	0	10,000	0	10,000
47-0101-2021100	25,000	0	0	0	0	0	25,000	0	25,000
47-0101-2022100	10,000	0	0	0	0	0	10,000	0	10,000
47-0101-2023100	3,000	0	0	0	0	0	3,000	0	3,000
47-0101-2025100	10,000	0	0	0	0	0	10,000	0	10,000
47-0101-2026100	25,200	0	0	0	0	0	25,200	0	25,200
47-0101-2028100	30,000	0	0	0	0	0	30,000	0	30,000
47-0101-2029100	10,000	0	0	0	0	0	10,000	0	10,000
47-0101-2030100	3,000	0	0	0	0	0	3,000	0	3,000
47-0101-2031100	0	0	71,085	2	16,498	0	87,583	0	87,583
47-0101-2033100	10,000	0	0	0	0	0	10,000	0	10,000
TOTAL	266,200	0	71,085	2	16,498	0	353,783	0	353,783

UNO-Auxiliary-799 Auxiliaries & Services/Restricted

COST OBJECT	FACULTY		NON FACULTY		EMPLOYEE BENEFITS	PERSONAL SERVICE CREDITS	PERSONAL SERVICES	TOTAL OPERATING EXPENSES	TOTAL
	Dollar	FTE	Dollar	FTE					
43-0150-0100	0	0	0	0	0	0	0	0	0
43-0151-0100	0	0	0	0	0	0	0	0	0
TOTAL	0	0	0	0	0	0	0	0	0

COST OBJECT LISTING BY SUB PROGRAM
 2010-2011 GENERAL OPERATING BUDGET
 UNIVERSITY OF NEBRASKA AT OMAHA

SUB PROGRAM TOTAL		402,153	2	1,393,397	20	387,771	0	2,183,321	245,129	2,428,450	
SUBPROGRAM #/NAME: 03 College of Public Affairs and Community Services											
UNO-State General Fund-791 State & University Generated/Unrestricted											
COST OBJECT	Dollar	FTE	FACULTY	Dollar	NON FACULTY	FTE	EMPLOYEE BENEFITS	PERSONAL SERVICE CREDITS	TOTAL PERSONAL SERVICES	TOTAL OPERATING EXPENSES	TOTAL
41-0301-0100	2,234	0	0	416,997	4	4	109,501	0	528,732	11,912	540,644
41-0302-0100	5,041	0	0	7,904	0	0	1,666	0	14,611	0	14,611
41-0302-0300	0	0	0	0	0	0	0	0	0	2,563	2,563
41-0302-1400	0	0	0	0	0	0	0	0	0	168,876	168,876
41-0305-0100	37,060	0	0	146,049	3	3	47,532	0	230,641	12,741	243,382
41-0305-0200	0	0	0	89,438	2	2	23,489	0	112,927	439	113,366
41-0305-0300	156,894	2	2	31,200	1	1	49,399	0	237,493	37,303	274,796
41-0306-0100	1,634,467	21	21	498,278	9	9	504,596	0	2,637,341	93,674	2,731,015
41-0306-0300	62,312	1	1	31,953	1	1	24,755	0	119,020	5,169	124,189
41-0307-0100	392,013	9	9	152,099	3	3	127,820	0	671,932	78,159	750,091
41-0308-0100	1,220,809	15	15	286,173	5	5	369,964	0	1,876,946	16,831	1,893,777
41-0308-0300	2,384	0	0	0	0	0	159	0	2,543	35,000	37,543
41-0309-0100	414,563	5	5	122,932	2	2	131,364	0	668,859	15,684	684,543
41-0310-0100	1,076,977	16	16	252,507	5	5	331,873	0	1,661,357	47,711	1,709,068
41-0311-0100	454,492	6	6	194,616	4	4	161,942	0	811,050	74,700	885,750
41-0399-0100	-14,810	0	0	0	0	0	0	0	-14,810	0	-14,810
TOTAL	5,444,436	75	75	2,230,146	38	38	1,884,060	0	9,558,642	600,762	10,159,404
UNO-State General Fund-791 Revolving/Designated											
COST OBJECT	Dollar	FTE	FACULTY	Dollar	NON FACULTY	FTE	EMPLOYEE BENEFITS	PERSONAL SERVICE CREDITS	TOTAL PERSONAL SERVICES	TOTAL OPERATING EXPENSES	TOTAL
42-0302-0100	0	0	0	27,603	1	1	6,736	0	34,339	81,278	115,617
42-0306-9015	5,000	0	0	0	0	0	1,220	0	6,220	198,780	205,000
42-0307-0300	0	0	0	0	0	0	0	0	0	45,500	45,500
42-0308-0100	15,000	0	0	11,290	1	1	2,781	0	29,071	40,929	70,000
42-0308-0300	0	0	0	0	0	0	0	0	0	20,000	20,000
42-0308-0800	63,399	1	1	0	0	0	15,470	0	78,869	0	78,869
TOTAL	83,399	1	1	38,893	2	2	26,207	0	148,499	386,487	534,986
UNO-Federal Letter of Credit-796 Federal/Restricted											
COST OBJECT	Dollar	FTE	FACULTY	Dollar	NON FACULTY	FTE	EMPLOYEE BENEFITS	PERSONAL SERVICE CREDITS	TOTAL PERSONAL SERVICES	TOTAL OPERATING EXPENSES	TOTAL
44-0307-1006201	0	0	0	51,459	1	1	10,044	0	61,503	0	61,503
44-0307-1006202	0	0	0	164,344	4	4	38,143	0	202,487	0	202,487
44-0307-1007100	0	0	0	5,908	0	0	1,371	0	7,279	0	7,279
44-0307-1008201	0	0	0	1,654	0	0	384	0	2,038	0	2,038
44-0307-1009100	0	0	0	1,891	0	0	438	0	2,329	0	2,329
44-0307-1010100	0	0	0	945	0	0	220	0	1,165	0	1,165
44-0307-1011100	0	0	0	945	0	0	220	0	1,165	0	1,165
TOTAL	0	0	0	227,146	5	5	50,820	0	277,966	0	277,966
UNO-Federal Advance-797 Federal/Restricted											
COST OBJECT	Dollar	FTE	FACULTY	Dollar	NON FACULTY	FTE	EMPLOYEE BENEFITS	PERSONAL SERVICE CREDITS	TOTAL PERSONAL SERVICES	TOTAL OPERATING EXPENSES	TOTAL
45-0306-1024100	65,167	1	1	25,279	1	1	19,890	0	110,336	0	110,336

COST OBJECT LISTING BY SUB PROGRAM
 2010-2011 GENERAL OPERATING BUDGET
 UNIVERSITY OF NEBRASKA AT OMAHA

Print Date: 10/1/2010

SUBPROGRAM #/NAME: 03 College of Public Affairs and Community Services

SUBPROGRAM #/NAME:		03 College of Public Affairs and Community Services		TOTAL		1		25,279		1		19,890		0		110,336		0		110,336	
COST OBJECT	Dollar	FTE	NON FACULTY Dollar	FTE	EMPLOYEE BENEFITS	PERSONAL SERVICE CREDITS	PERSONAL SERVICES	TOTAL PERSONAL SERVICES	OPERATING EXPENSES	TOTAL											
UNO-Trust-Grant/Cont/Loan/End-798 Trust/Restricted																					
46-0301-0014100	0	0	81,781	2	18,980	0	100,761	100,761	0	100,761											
OCF: Neighborhood Center 12/06																					
46-0301-0014201	0	0	3,023	0	702	0	3,725	3,725	0	3,725											
OCF: Cost Share for NCLECJ Proj 2/10																					
46-0301-0015208	0	0	39,900	1	7,790	0	47,690	47,690	0	47,690											
OPPD: Energy Efficiency II & III																					
46-0301-0023100	0	0	111,827	2	21,828	0	133,655	133,655	0	133,655											
United Way: Financial Stability																					
46-0301-0030100	0	0	132,500	3	29,720	0	162,220	162,220	0	162,220											
Project Interfaith: Administration																					
46-0301-0031100	0	0	15,439	0	3,583	0	19,022	19,022	0	19,022											
City of CB: Neighborhood Center																					
46-0301-0032100	0	0	102,700	3	23,836	0	126,536	126,536	0	126,536											
IWF: Neighborhood Center - CB																					
46-0301-0038100	0	0	35,000	1	8,123	0	43,123	43,123	0	43,123											
SF: Omaha Table Talk																					
46-0301-0039100	0	0	117,682	2	27,314	0	144,996	144,996	0	144,996											
MACCH: Administration																					
46-0301-1004100	0	0	35,471	1	8,233	0	43,704	43,704	0	43,704											
NCLECJ: Neighborhood Accountability																					
46-0306-0020100	0	0	0	0	0	0	0	0	0	0											
BBF: Truancy Task Force																					
46-0306-0022201	0	0	364,500	7	166,491	0	530,991	530,991	0	530,991											
BBF: Truancy - Admin																					
46-0306-0022202	16,292	0	0	0	4,278	0	20,570	20,570	0	20,570											
BBF: Truancy - Evaluation																					
46-0306-1071100	0	0	14,855	0	11,994	0	26,849	26,849	0	26,849											
NCLECJ: Community Planning																					
46-0306-1073100	11,688	0	0	0	2,713	0	14,401	14,401	0	14,401											
NCLECJ: Web Diversion System																					
46-0306-1075100	0	0	36,820	1	9,670	0	46,490	46,490	0	46,490											
NCLECJ: Community Planning																					
46-0310-0010100	0	0	14,790	0	3,432	0	18,222	18,222	0	18,222											
IWF: LEGENDS																					
47-0307-2002100	10,000	0	0	0	0	0	10,000	10,000	0	10,000											
UNF: Aviation Institute Professorship																					
47-0309-2002100	2,052	0	0	0	401	0	2,453	2,453	0	2,453											
UNF: James Thorson Fclty & Stidnt Excell																					
47-0309-2005100	0	0	84,833	2	18,583	0	103,416	103,416	0	103,416											
UNF: Program for Women & Successful Aging																					
TOTAL	40,032	0	1,191,121	25	367,671	0	1,598,824	1,598,824	0	1,598,824											
SUB PROGRAM TOTAL	5,633,034	77	3,712,585	70	2,348,648	0	11,694,267	11,694,267	987,249	12,681,516											

Print Date: 10/1/2010

SUBPROGRAM #/NAME: 05 College of Arts and Sciences

SUBPROGRAM #/NAME:		05 College of Arts and Sciences		TOTAL		1		493,884		30,270		4,276		14,422		944		11,566		2,080		5,156		49,167		119,403		80,603		2,212,413		4,099		44,633		2,514		82,788		409,723		1,279,623		2,119,551	
COST OBJECT	Dollar	FTE	NON FACULTY Dollar	FTE	EMPLOYEE BENEFITS	PERSONAL SERVICE CREDITS	PERSONAL SERVICES	TOTAL PERSONAL SERVICES	OPERATING EXPENSES	TOTAL																																			
UNO-State General Fund-791 State & University Generated/Unrestricted																																													
41-0501-0100	0	0	392,520	6	101,364	0	493,884	493,884	30,270	524,154																																			
Dean Arts & Sciences																																													
41-0502-0100	204,228	5	1,157,892	31	148,482	0	1,510,602	1,510,602	4,276	1,514,878																																			
Arts & Science General																																													
41-0502-0400	0	0	0	0	0	0	0	0	14,422	14,422																																			
Arts & Sciences - Animal Care																																													
41-0502-0600	0	0	0	0	0	0	0	0	944	944																																			
Radiological H & S																																													
41-0502-0700	5,002	0	829	0	390	0	6,221	6,221	11,566	17,787																																			
OLLAS-Latino & Latin American Studies																																													
41-0502-0800	0	0	829	0	55	0	884	884	2,080	2,964																																			
Native American Studies																																													
41-0502-0900	0	0	829	0	55	0	884	884	5,156	6,040																																			
Women & Gender Studies																																													
41-0502-1000	0	0	0	0	0	0	0	0	49,167	49,167																																			
A&S Faculty Development																																													
41-0502-1100	43,834	1	34,282	1	13,805	0	91,921	91,921	27,482	119,403																																			
Science/Math Center																																													
41-0502-1400	1,525,224	22	163,058	4	443,528	0	2,131,810	2,131,810	80,603	2,212,413																																			
Arts & Sciences Distance Education																																													
41-0505-0100	0	0	2,274	0	152	0	2,426	2,426	1,673	4,099																																			
Biology																																													
41-0505-0300	0	0	32,040	1	8,414	0	40,454	40,454	4,179	44,633																																			
Environmental Studies Program																																													
41-0505-0400	0	0	0	0	0	0	0	0	2,514	2,514																																			
Alliwine Prairie Preserve																																													
41-0505-0500	0	0	60,351	0	4,037	0	64,388	64,388	18,400	82,788																																			
Alliwine Radiological Safety																																													
41-0505-0600	229,560	4	93,000	2	81,911	0	404,471	404,471	5,252	409,723																																			
UNO/UNMC Biomedical Research Program																																													
41-0506-0100	851,772	16	132,102	3	252,446	0	1,236,320	1,236,320	43,303	1,279,623																																			
Black Studies																																													
41-0507-0100	1,516,203	27	145,215	3	428,339	0	2,089,757	2,089,757	29,794	2,119,551																																			
Chemistry																																													
41-0508-0100	0	0	0	0	0	0	0	0	0	0																																			
English																																													

COST OBJECT LISTING BY SUB PROGRAM
 2010-2011 GENERAL OPERATING BUDGET
 UNIVERSITY OF NEBRASKA AT OMAHA

Print Date: 10/1/2010

SUBPROGRAM #/NAME: 05 College of Arts and Sciences
 UNO-State General Fund-791 State & University Generated/Unrestricted

COST OBJECT	FACULTY		NON FACULTY		EMPLOYEE BENEFITS	PERSONAL SERVICE CREDITS	TOTAL PERSONAL SERVICES	TOTAL OPERATING EXPENSES	TOTAL
	Dollar	FTE	Dollar	FTE					
41-0508-0300	English - Writing Center	0	0	0	451	0	2,451	65,500	67,951
41-0510-0100	Foreign Languages	652,986	12	87,506	192,167	0	932,659	16,764	949,423
41-0511-0100	Geography	851,945	11	135,190	255,964	0	1,243,099	24,197	1,267,296
41-0511-0300	Geology Field Travel	0	0	0	0	0	0	5,297	5,297
41-0512-0100	History	975,832	14	87,130	276,576	0	1,339,538	19,544	1,359,082
41-0514-0100	Mathematics	1,365,274	19	194,851	391,972	0	1,952,097	38,982	1,991,079
41-0515-0100	Philosophy	354,483	5	65,525	109,634	0	529,642	5,666	535,308
41-0515-1000	Religion	305,405	5	56,498	92,869	0	454,772	5,667	460,439
41-0516-0100	Physics	515,225	7	139,705	170,893	0	825,823	16,647	842,470
41-0517-0100	Political Science	602,830	10	90,727	175,567	0	869,124	10,172	879,296
41-0518-0100	Psychology	1,314,278	17	144,351	381,490	0	1,840,119	29,980	1,870,099
41-0519-0100	Sociology	837,218	14	89,173	236,059	0	1,162,450	30,496	1,192,946
41-0599-0100	Budget Adjustment-Arts and Sciences	-48,842	0	0	0	0	-48,842		-48,842
TOTAL		12,104,457	190	3,305,877	3,766,620	0	19,176,984	689,148	19,876,102

UNO-State General Fund-791 Revolving/Designated

COST OBJECT	FACULTY		NON FACULTY		EMPLOYEE BENEFITS	PERSONAL SERVICE CREDITS	TOTAL PERSONAL SERVICES	TOTAL OPERATING EXPENSES	TOTAL
	Dollar	FTE	Dollar	FTE					
42-0502-0100	A&S - Technology Fee	0	0	80,342	19,604	0	99,946	394,708	494,654
42-0502-0500	A&S - Distance Education Fee	0	0	2,985	729	0	3,714	0	3,714
42-0505-0200	Biology Lab Fee	0	0	0	0	0	0	35,000	35,000
42-0507-0100	Chemistry Lab Fee	0	0	0	0	0	0	54,000	54,000
42-0508-0100	English Reading Lab Fee	0	0	0	0	0	0	400	400
42-0508-0400	Composition Computer Fee	0	0	0	0	0	0	4,500	4,500
42-0508-0500	English Dual Enrollment Program	0	0	1,709	417	0	2,126	37,874	40,000
42-0510-0100	Foreign Language Lab Fee	0	0	0	0	0	0	1,300	1,300
42-0511-0200	Geology Lab/Field Trip	0	0	0	0	0	0	5,500	5,500
42-0511-0300	Geography Lab/Field Trip	0	0	0	0	0	0	7,500	7,500
42-0514-0100	Mathematics Lab Fee	0	0	0	0	0	0	8,700	8,700
42-0516-0100	Physics - Special Materials	0	0	0	0	0	0	8,900	8,900
42-0516-0400	Planetarium	0	0	0	0	0	0	15,500	15,500
42-0516-0500	Science Store	0	0	0	0	0	0	5,000	5,000
42-0516-0600	Summer Camps	0	0	171,216	13,497	0	184,713	60,287	245,000
42-0516-0700	Physics - Distance Education	0	0	0	0	0	0	0	0
42-0518-0100	Psychology Lab Fees	0	0	0	0	0	0	7,000	7,000
TOTAL		0	0	256,252	34,247	0	290,499	646,169	936,668

UNO-Federal Letter of Credit-796 Federal/Restricted

COST OBJECT	FACULTY		NON FACULTY		EMPLOYEE BENEFITS	PERSONAL SERVICE CREDITS	TOTAL PERSONAL SERVICES	TOTAL OPERATING EXPENSES	TOTAL
	Dollar	FTE	Dollar	FTE					
44-0505-1005201	NIH-ARRA - Genotyping System	33,359	1	0	7,742	0	41,101	0	41,101
44-0518-1006201	NIH-Parent, Sib & Infant Dev	0	0	30,450	5,944	0	36,394	0	36,394
TOTAL		33,359	1	30,450	13,686	0	77,495	0	77,495

UNO-Trust-Grant/Cont/Loan/End-798 Trust/Restricted

COST OBJECT	FACULTY		NON FACULTY		EMPLOYEE BENEFITS	PERSONAL SERVICE CREDITS	TOTAL PERSONAL SERVICES	TOTAL OPERATING EXPENSES	TOTAL
	Dollar	FTE	Dollar	FTE					
46-0502-0003100	Ford Fd: Migrant Organizations	0	0	53,075	12,318	0	65,393	0	65,393
TOTAL		0	0	53,075	12,318	0	65,393	0	65,393

COST OBJECT LISTING BY SUB PROGRAM
 2010-2011 GENERAL OPERATING BUDGET
 UNIVERSITY OF NEBRASKA AT OMAHA

Print Date: 10/1/2010

SUBPROGRAM #/NAME: 05 College of Arts and Sciences

COST OBJECT	FACULTY		NON FACULTY		EMPLOYEE BENEFITS	PERSONAL SERVICE CREDITS	TOTAL PERSONAL SERVICES	TOTAL OPERATING EXPENSES	TOTAL
	Dollar	FTE	Dollar	FTE					
46-0511-1010100	46,000	1	49,189	1	18,580	0	113,769	0	113,769
47-0501-2001100	10,000	0	0	0	2,321	0	12,321	0	12,321
47-0502-2003100	0	0	18,282	0	4,243	0	22,525	0	22,525
47-0502-2008100	95,137	1	47,507	1	36,099	0	178,743	0	178,743
47-0512-2002203	3,000	0	0	0	0	0	3,000	0	3,000
47-0512-2002204	3,000	0	0	0	0	0	3,000	0	3,000
47-0514-2005100	0	0	21,718	1	5,041	0	26,759	0	26,759
47-0516-2001100	10,000	0	0	0	0	0	10,000	0	10,000
TOTAL	167,137	2	189,771	5	78,602	0	435,510	0	435,510
SUB PROGRAM TOTAL	12,304,953	193	3,782,350	82	3,893,155	0	19,980,458	1,345,317	21,325,775

Print Date: 10/1/2010

SUBPROGRAM #/NAME: 06 College of Business Administration

COST OBJECT	FACULTY		NON FACULTY		EMPLOYEE BENEFITS	PERSONAL SERVICE CREDITS	TOTAL PERSONAL SERVICES	TOTAL OPERATING EXPENSES	TOTAL
	Dollar	FTE	Dollar	FTE					
41-0601-0100	0	0	502,214	7	131,298	0	633,512	22,960	656,472
41-0602-0100	5,096,033	52	1,064,144	22	1,592,376	0	7,752,553	174,084	7,926,637
41-0602-0200	0	0	0	0	0	0	0	33,287	33,287
41-0602-1400	0	0	0	0	0	0	0	79,258	79,258
41-0606-0100	0	0	393,790	7	104,549	0	498,339	126,679	625,018
41-0699-0100	-21,155	0	0	0	0	0	-21,155	0	-21,155
TOTAL	5,074,878	52	1,960,148	36	1,828,223	0	8,863,249	436,268	9,299,517

Print Date: 10/1/2010

SUBPROGRAM #/NAME: 06 College of Business Administration

COST OBJECT	FACULTY		NON FACULTY		EMPLOYEE BENEFITS	PERSONAL SERVICE CREDITS	TOTAL PERSONAL SERVICES	TOTAL OPERATING EXPENSES	TOTAL
	Dollar	FTE	Dollar	FTE					
42-0602-0100	0	0	28,996	1	7,076	0	36,072	180,415	216,487
42-0602-0800	0	0	0	0	0	0	0	27,000	27,000
42-0602-0900	0	0	0	0	0	0	0	6,100	6,100
42-0605-0100	0	0	176,997	3	40,225	0	217,222	292,778	510,000
42-0606-0200	58,899	0	492,813	10	118,288	0	670,000	0	670,000
42-0606-0400	69,824	0	0	0	6,330	0	76,154	67,846	144,000
42-0606-0700	0	0	30,480	1	2,403	0	32,883	5,117	38,000
42-0607-0200	0	0	0	0	0	0	0	23,000	23,000
42-0610-0400	0	0	0	0	0	0	0	10,000	10,000
TOTAL	128,723	0	729,286	14	174,322	0	1,032,331	612,256	1,644,587

Print Date: 10/1/2010

SUBPROGRAM #/NAME: 06 Federal/Restricted

COST OBJECT	FACULTY		NON FACULTY		EMPLOYEE BENEFITS	PERSONAL SERVICE CREDITS	TOTAL PERSONAL SERVICES	TOTAL OPERATING EXPENSES	TOTAL
	Dollar	FTE	Dollar	FTE					
45-0602-1001100	0	0	130,006	2	30,173	0	160,179	0	160,179
45-0606-1043100	0	0	0	0	0	0	0	0	0
45-0606-1044100	0	0	53,500	1	10,445	0	63,945	0	63,945
45-0606-1045100	0	0	22,104	0	5,130	0	27,234	0	27,234
45-0606-1046201	0	0	72,149	1	16,745	0	88,894	0	88,894
45-0606-1046202	0	0	0	0	0	0	0	0	0

COST OBJECT LISTING BY SUB PROGRAM
 2010-2011 GENERAL OPERATING BUDGET
 UNIVERSITY OF NEBRASKA AT OMAHA

Print Date: 10/1/2010

SUBPROGRAM #/NAME: 06 College of Business Administration
 UNO-Federal Advance-797 Federal/Restricted

COST OBJECT	FACULTY		NON FACULTY		EMPLOYEE BENEFITS	PERSONAL SERVICE CREDITS	PERSONAL SERVICES	TOTAL OPERATING EXPENSES	TOTAL
	Dollar	FTE	Dollar	FTE					
45-0606-1048100	0	0	0	0	0	0	0	0	0
45-0606-1051100	0	0	19,109	0	4,435	0	23,544	0	23,544
45-0606-1052201	0	0	260,858	5	60,543	0	321,401	0	321,401
45-0606-1052202	0	0	133,017	3	30,872	0	163,889	0	163,889
45-0606-1053201	0	0	81,952	2	19,020	0	100,972	0	100,972
45-0606-1053202	0	0	9,320	0	2,163	0	11,483	0	11,483
45-0606-1054100	0	0	23,660	1	5,492	0	29,152	0	29,152
45-0606-1055100	42,163	1	0	0	9,785	0	51,948	0	51,948
TOTAL	42,163	1	805,675	15	194,803	0	1,042,641	0	1,042,641

UNO-Trust-Grant/Loan/End-798 Trust/Restricted

COST OBJECT	FACULTY		NON FACULTY		EMPLOYEE BENEFITS	PERSONAL SERVICE CREDITS	PERSONAL SERVICES	TOTAL OPERATING EXPENSES	TOTAL
	Dollar	FTE	Dollar	FTE					
46-0606-0009204	0	0	67,328	1	15,626	0	82,954	0	82,954
46-0606-1027201	69,011	1	57,768	1	29,424	0	156,203	0	156,203
46-0606-1027202	0	0	59,017	1	13,697	0	72,714	0	72,714
47-0602-2002100	5,000	0	0	0	0	0	5,000	0	5,000
47-0602-2003100	5,000	0	0	0	0	0	5,000	0	5,000
47-0602-2004100	5,000	0	0	0	0	0	5,000	0	5,000
47-0602-2005100	2,500	0	0	0	0	0	2,500	0	2,500
47-0602-2006100	5,000	0	0	0	0	0	5,000	0	5,000
47-0602-2007100	5,000	0	0	0	0	0	5,000	0	5,000
47-0602-2011100	10,000	0	0	0	0	0	10,000	0	10,000
47-0602-2025100	0	0	0	0	0	0	0	0	0
TOTAL	107,011	1	184,113	3	58,747	0	349,871	0	349,871

SUB PROGRAM TOTAL 5,352,775 54 3,679,222 68 2,256,095 0 11,288,092 1,048,524 12,336,616

Print Date: 10/1/2010

SUBPROGRAM #/NAME: 07 College of Communication, Fine Arts and Media
 UNO-State General Fund-791 State & University Generated/Unrestricted

COST OBJECT	FACULTY		NON FACULTY		EMPLOYEE BENEFITS	PERSONAL SERVICE CREDITS	PERSONAL SERVICES	TOTAL OPERATING EXPENSES	TOTAL
	Dollar	FTE	Dollar	FTE					
41-0701-0100	0	0	302,021	3	79,318	0	381,339	32,230	413,569
41-0702-0100	186,246	1	180,457	5	60,474	0	427,177	25,107	452,284
41-0702-1400	0	0	0	0	0	0	0	274,150	274,150
41-0705-0100	642,739	11	68,127	1	180,400	0	891,266	15,748	907,014
41-0705-0200	74,290	1	0	0	19,509	0	93,799	1,763	95,562
41-0705-0300	0	0	0	0	0	0	0	8,350	8,350
41-0706-0100	899,951	14	117,751	3	255,935	0	1,273,637	56,481	1,330,118
41-0706-0200	0	0	0	0	0	0	0	10,254	10,254
41-0707-0100	412,320	6	80,707	2	122,478	0	615,505	12,083	627,588
41-0707-0200	0	0	0	0	0	0	0	19,655	19,655
41-0708-0100	210,253	3	66,686	1	71,135	0	348,074	4,594	352,668
41-0708-0200	0	0	0	0	0	0	0	3,651	3,651
41-0720-0100	1,392,268	21	253,593	6	401,013	0	2,046,874	33,025	2,079,899
41-0720-0300	0	0	1,622	1,731	109	0	1,731	9,482	11,213
41-0720-0400	36,551	1	11,922	0	10,396	0	58,869	15,343	74,212

COST OBJECT LISTING BY SUB PROGRAM
 2010-2011 GENERAL OPERATING BUDGET
 UNIVERSITY OF NEBRASKA AT OMAHA

Print Date: 10/1/2010

SUBPROGRAM #/NAME: 07 College of Communication, Fine Arts and Media

UNO-State General Fund-791 State & University Generated/Unrestricted

COST OBJECT	FACULTY		NON FACULTY		EMPLOYEE BENEFITS	PERSONAL SERVICE CREDITS	TOTAL PERSONAL SERVICES	TOTAL OPERATING EXPENSES	TOTAL
	Dollar	FTE	Dollar	FTE					
41-0730-0100 Television	0	0	492,049	11	127,622	0	619,671	14,219	633,890
41-0731-0100 Radio	0	0	251,649	5	62,911	0	314,560	228	314,788
41-0799-0100 Budget Adjustment-CFAM	-14,895	0	0	0	0	0	-14,895	0	-14,895
TOTAL	3,839,723	59	1,826,584	37	1,391,300	0	7,057,607	536,363	7,593,970
UNO-State General Fund-791 Revolving/Designated									
COST OBJECT	FACULTY		NON FACULTY		EMPLOYEE BENEFITS	PERSONAL SERVICE CREDITS	TOTAL PERSONAL SERVICES	TOTAL OPERATING EXPENSES	TOTAL
	Dollar	FTE	Dollar	FTE					
42-0702-0100 CFAM - Technology Fee	0	0	38,837	1	9,478	0	48,315	160,972	209,287
42-0702-0500 Cultural Enrichment Fee	0	0	0	0	0	0	0	169,600	169,600
42-0705-0100 Ceramic Program Revolving	0	0	0	0	0	0	0	3,600	3,600
42-0705-0200 Sculpture Lab Fees	0	0	0	0	0	0	0	12,000	12,000
42-0705-0300 Art Program Revolving	0	0	0	0	0	0	0	360	360
42-0705-0400 Printmaking Lab Fees	0	0	0	0	0	0	0	10,000	10,000
42-0705-0500 Art Slide Usage Fee	0	0	0	0	0	0	0	7,800	7,800
42-0705-0600 Book Lab Fees	0	0	0	0	0	0	0	4,000	4,000
42-0705-0700 Printmakers-In-Resident	0	0	0	0	0	0	0	7,000	7,000
42-0705-1100 Art Education Lab Fees	0	0	0	0	0	0	0	4,800	4,800
42-0705-1200 Foundation Course Lab Fees	0	0	0	0	0	0	0	3,500	3,500
42-0705-1300 Painting Studio Lab Fee	0	0	0	0	0	0	0	2,200	2,200
42-0705-1400 Life Drawing I & II Lab Fees	0	0	0	0	0	0	0	4,400	4,400
42-0705-1500 Independent Study & Thesis Lab Fees	0	0	0	0	0	0	0	1,200	1,200
42-0705-2500 Ford Conservation Center	0	0	76,125	1	26,227	0	102,352	2,500	104,852
42-0706-0100 Applied Music Fees	113,000	1	6,310	0	8,690	0	128,000	0	128,000
42-0706-0200 Music Other Lab Fees	0	0	4,811	0	380	0	5,191	17,809	23,000
42-0706-0400 UPFF Fund B Band	0	0	0	0	0	0	0	62,252	62,252
42-0706-0700 Music Activities	0	0	0	0	0	0	0	77,500	77,500
42-0707-0200 Theatre - Revolving	0	0	0	0	0	0	0	17,000	17,000
42-0707-0250 Theatre Fee	0	0	0	0	0	0	0	4,000	4,000
42-0707-0300 Film Test Pass Fee	0	0	0	0	0	0	0	3,000	3,000
42-0708-0100 Writing Lab Fees	0	0	0	0	0	0	0	5,400	5,400
42-0720-0200 Communication/Photo Lab	0	0	0	0	0	0	0	2,000	2,000
42-0720-0300 Radio Lab Fee	0	0	0	0	0	0	0	500	500
42-0720-0400 Television Lab Fee	0	0	0	0	0	0	0	2,000	2,000
42-0720-0500 Publication Design and Graphics Fee	0	0	0	0	0	0	0	1,400	1,400
42-0720-0700 Writing Lab (Broadcasting) Fee	0	0	0	0	0	0	0	1,000	1,000
42-0720-0800 Writing Lab (Journalism) Fee	0	0	0	0	0	0	0	5,000	5,000
42-0720-0850 Technical Communication Lab Fee	0	0	0	0	0	0	0	500	500
42-0730-0200 Television Revolving	0	0	148,679	4	35,312	0	183,991	0	183,991
42-0730-0900 TV Production General	0	0	41,903	1	10,225	0	52,128	0	52,128
42-0731-0100 Radio Revolving	0	0	0	0	0	0	0	18,000	18,000
TOTAL	113,000	1	316,665	7	90,312	0	519,977	611,293	1,131,270
UNO-Trust-Grant/Cont/Loan/End-798 Trust/Restricted									
COST OBJECT	FACULTY		NON FACULTY		EMPLOYEE BENEFITS	PERSONAL SERVICE CREDITS	TOTAL PERSONAL SERVICES	TOTAL OPERATING EXPENSES	TOTAL
	Dollar	FTE	Dollar	FTE					
46-0731-0031201 CPB: General 9/07	0	0	24,050	1	4,695	0	28,745	0	28,745
46-0731-0041201 CPB: CSG General	0	0	69,605	2	16,018	0	85,623	0	85,623

COST OBJECT LISTING BY SUB PROGRAM
 2010-2011 GENERAL OPERATING BUDGET
 UNIVERSITY OF NEBRASKA AT OMAHA

Print Date: 10/1/2010

SUBPROGRAM #/NAME: 07 College of Communication, Fine Arts and Media

UNO-Trust-Grant/Cont/Loan/End-798 Trust/Restricted

COST OBJECT	FACULTY		NON FACULTY		EMPLOYEE BENEFITS	PERSONAL SERVICE CREDITS	PERSONAL SERVICES	TOTAL OPERATING EXPENSES	TOTAL
	Dollar	FTE	Dollar	FTE					
47-0731-2001202	0	0	33,521	2	7,780	0	41,301	113,775	155,076
47-0731-2001220	0	0	230,020	7	42,796	0	272,816	0	272,816
TOTAL	0	0	357,196	12	71,289	0	428,485	113,775	542,260
SUB PROGRAM TOTAL	3,952,723	59	2,500,445	56	1,552,901	0	8,006,069	1,261,431	9,267,500

SUBPROGRAM #/NAME: 08 College of Information Science and Technology

UNO-State General Fund-791 State & University Generated/Unrestricted

COST OBJECT	FACULTY		NON FACULTY		EMPLOYEE BENEFITS	PERSONAL SERVICE CREDITS	PERSONAL SERVICES	TOTAL OPERATING EXPENSES	TOTAL
	Dollar	FTE	Dollar	FTE					
41-0801-0100	0	0	435,573	4	106,933	0	542,506	38,121	580,627
41-0802-0100	0	0	552,317	12	135,594	0	687,911	41,486	729,397
41-0802-0200	0	0	0	0	0	0	0	62,272	62,272
41-0802-1400	0	0	0	0	0	0	0	109,694	109,694
41-0806-0100	1,712,016	19	205,031	5	470,635	0	2,387,682	51,138	2,438,820
41-0807-0100	1,486,915	15	219,146	3	419,153	0	2,125,214	49,713	2,174,927
41-0802-0300	0	0	0	0	0	0	0	0	0
41-0802-0400	0	0	0	0	0	0	0	0	0
41-0809-0100	0	0	0	0	0	0	0	0	0
41-0811-0100	857,041	8	70,617	1	227,739	0	1,155,397	0	1,155,397
41-0899-0100	-7,651	0	0	0	0	0	-7,651	0	-7,651
TOTAL	4,048,321	42	1,482,684	25	1,360,054	0	6,891,059	352,424	7,243,483

UNO-State General Fund-791 Revolving/Designated

COST OBJECT	FACULTY		NON FACULTY		EMPLOYEE BENEFITS	PERSONAL SERVICE CREDITS	PERSONAL SERVICES	TOTAL OPERATING EXPENSES	TOTAL
	Dollar	FTE	Dollar	FTE					
42-0802-0100	0	0	19,506	1	1,537	0	21,043	107,688	128,731
42-0802-0200	0	0	0	0	0	0	0	0	0
42-0805-0100	0	0	208,800	13	16,459	0	225,259	199,741	425,000
TOTAL	0	0	228,306	14	17,996	0	246,302	307,429	553,731

UNO-Federal Advance-797 Federal/Restricted

COST OBJECT	FACULTY		NON FACULTY		EMPLOYEE BENEFITS	PERSONAL SERVICE CREDITS	PERSONAL SERVICES	TOTAL OPERATING EXPENSES	TOTAL
	Dollar	FTE	Dollar	FTE					
45-0802-1002201	0	0	0	0	0	0	0	0	0
45-0802-1004100	307,884	3	78,364	2	79,326	0	465,574	0	465,574
45-0802-1007100	85,352	1	117,604	2	56,806	0	259,762	0	259,762
TOTAL	393,236	4	195,968	4	136,132	0	725,336	0	725,336

UNO-Trust-Grant/Cont/Loan/End-798 Trust/Restricted

COST OBJECT	FACULTY		NON FACULTY		EMPLOYEE BENEFITS	PERSONAL SERVICE CREDITS	PERSONAL SERVICES	TOTAL OPERATING EXPENSES	TOTAL
	Dollar	FTE	Dollar	FTE					
46-0806-1036100	0	0	0	0	0	0	0	0	0
46-0806-1038100	0	0	0	0	0	0	0	0	0
46-0806-1047100	18,846	0	58,081	1	17,854	0	94,781	0	94,781
46-0807-1019100	0	0	44,430	1	10,311	0	54,741	0	54,741

COST OBJECT LISTING BY SUB PROGRAM
 2010-2011 GENERAL OPERATING BUDGET
 UNIVERSITY OF NEBRASKA AT OMAHA

Print Date: 10/1/2010

SUBPROGRAM #/NAME: 08 College of Information Science and Technology

UNO-Trust-Grant/Cont/Loan/End-798 Trust/Restricted

COST OBJECT	FACULTY		NON FACULTY		EMPLOYEE BENEFITS	PERSONAL SERVICE CREDITS	TOTAL PERSONAL SERVICES	TOTAL OPERATING EXPENSES	TOTAL
	Dollar	FTE	Dollar	FTE					
47-0802-2003203	0	0	0	0	0	0	0	0	0
47-0802-2003210	0	0	0	0	0	0	0	0	0
47-0802-2003225	0	0	0	0	0	0	0	0	0
47-0802-2004100	0	0	50,000	0	11,605	0	61,605	0	61,605
47-0802-2005100	20,000	0	0	0	4,642	0	24,642	0	24,642
TOTAL	38,846	0	152,511	2	44,412	0	235,769	0	235,769
SUB PROGRAM TOTAL									
	4,480,403	46	2,059,469	45	1,558,594	0	8,098,466	659,853	8,758,319

Print Date: 10/1/2010

SUBPROGRAM #/NAME: 10 College of Education

UNO-State General Fund-791 State & University Generated/Unrestricted

COST OBJECT	FACULTY		NON FACULTY		EMPLOYEE BENEFITS	PERSONAL SERVICE CREDITS	TOTAL PERSONAL SERVICES	TOTAL OPERATING EXPENSES	TOTAL
	Dollar	FTE	Dollar	FTE					
41-1001-0100	0	0	396,523	6	100,657	0	497,180	46,132	543,312
41-1002-0100	205,396	4	1,182,643	32	269,265	0	1,657,304	92,124	1,749,428
41-1002-0200	0	0	0	0	0	0	0	23,305	23,305
41-1002-0300	0	0	0	0	0	0	0	8,323	8,323
41-1002-0400	0	0	3,283	0	220	0	3,503	11,622	15,125
41-1002-0500	0	0	0	0	0	0	0	41,797	41,797
41-1002-1400	0	0	0	0	0	0	0	53,107	53,107
41-1006-0100	322,821	5	92,040	1	106,382	0	521,243	16,870	538,113
41-1008-0100	1,879,126	28	70,222	1	486,210	0	2,435,558	32,949	2,468,507
41-1009-0100	378,250	5	55,581	1	117,328	0	551,159	12,856	564,015
41-1010-0100	1,508,249	23	181,751	4	427,087	0	2,117,087	43,824	2,160,911
41-1013-0100	678,666	12	103,476	2	192,980	0	975,122	20,014	995,136
41-1099-0100	-27,032	0	0	0	0	0	-27,032	0	-27,032
TOTAL	4,945,476	77	2,085,519	47	1,700,129	0	8,731,124	408,376	9,139,500

UNO-State General Fund-791 Revolving/Designated

COST OBJECT	FACULTY		NON FACULTY		EMPLOYEE BENEFITS	PERSONAL SERVICE CREDITS	TOTAL PERSONAL SERVICES	TOTAL OPERATING EXPENSES	TOTAL
	Dollar	FTE	Dollar	FTE					
42-1002-0100	0	0	38,775	1	9,462	0	48,237	196,552	244,789
42-1002-0400	0	0	0	0	0	0	0	180,000	180,000
42-1008-0400	0	0	622,180	37	57,265	0	679,445	420,555	1,100,000
42-1009-0200	0	0	0	0	0	0	0	7,600	7,600
42-1010-0300	0	0	0	0	0	0	0	5,000	5,000
42-1010-0400	0	0	0	0	0	0	0	5,000	5,000
42-1010-0500	0	0	0	0	0	0	0	3,200	3,200
42-1010-0600	0	0	3,365	0	265	0	3,630	2,670	6,300
42-1010-0900	0	0	0	0	0	0	0	2,000	2,000
42-1010-1200	0	0	0	0	0	0	0	200	200
42-1010-1300	0	0	0	0	0	0	0	6,400	6,400
42-1013-0200	0	0	0	0	0	0	0	11,000	11,000
TOTAL	0	0	664,320	38	66,992	0	731,312	840,177	1,571,489

COST OBJECT LISTING BY SUB PROGRAM
 2010-2011 GENERAL OPERATING BUDGET
 UNIVERSITY OF NEBRASKA AT OMAHA

Print Date: 10/1/2010

SUBPROGRAM #/NAME: 10 College of Education
 UNO-Federal Letter of Credit-796 Federal/Restricted

COST OBJECT	FACULTY		NON FACULTY		EMPLOYEE BENEFITS	PERSONAL SERVICE CREDITS	TOTAL PERSONAL SERVICES	TOTAL OPERATING EXPENSES	TOTAL
	Dollar	FTE	Dollar	FTE					
44-1010-1003201	0	0	0	0	0	0	0	0	0
TOTAL	0	0	0	0	0	0	0	0	0

UNO-Trust-Grant/Cont/Loan/End-798 Trust/Restricted

COST OBJECT	FACULTY		NON FACULTY		EMPLOYEE BENEFITS	PERSONAL SERVICE CREDITS	TOTAL PERSONAL SERVICES	TOTAL OPERATING EXPENSES	TOTAL
	Dollar	FTE	Dollar	FTE					
46-1008-1039100	0	0	0	0	0	0	0	0	0
46-1010-0045100	0	0	0	0	0	0	0	0	0
47-1002-2001100	5,000	0	0	0	976	0	5,976	0	5,976
TOTAL	5,000	0	0	0	976	0	5,976	0	5,976

UNO-Auxiliary-799 Auxiliaries & Services/Restricted

COST OBJECT	FACULTY		NON FACULTY		EMPLOYEE BENEFITS	PERSONAL SERVICE CREDITS	TOTAL PERSONAL SERVICES	TOTAL OPERATING EXPENSES	TOTAL
	Dollar	FTE	Dollar	FTE					
43-1050-0100	0	0	0	0	0	0	0	0	50,000
TOTAL	0	0	0	0	0	0	0	0	50,000
SUB PROGRAM TOTAL	4,950,476	77	2,749,839	86	1,768,097	0	9,468,412	1,298,553	10,766,965

SUBPROGRAM #/NAME: 12 Graduate Studies

UNO-State General Fund-791 State & University Generated/Unrestricted

COST OBJECT	FACULTY		NON FACULTY		EMPLOYEE BENEFITS	PERSONAL SERVICE CREDITS	TOTAL PERSONAL SERVICES	TOTAL OPERATING EXPENSES	TOTAL
	Dollar	FTE	Dollar	FTE					
41-1201-0100	0	0	267,154	5	69,645	0	336,799	20,175	356,974
41-1205-0100	0	0	188,841	4	49,939	0	238,780	13,571	252,351
41-1208-0100	0	0	49,159	1	3,288	0	52,447	28,369	80,816
TOTAL	0	0	505,154	10	122,872	0	628,026	62,115	690,141

UNO-State General Fund-791 Revolving/Designated

COST OBJECT	FACULTY		NON FACULTY		EMPLOYEE BENEFITS	PERSONAL SERVICE CREDITS	TOTAL PERSONAL SERVICES	TOTAL OPERATING EXPENSES	TOTAL
	Dollar	FTE	Dollar	FTE					
42-1202-0500	0	0	23,920	1	5,863	0	29,783	40,000	69,783
TOTAL	0	0	23,920	1	5,863	0	29,783	40,000	69,783
SUB PROGRAM TOTAL	0	0	529,074	11	128,735	0	657,809	102,115	759,924

SUBPROGRAM #/NAME: 16 Criss Library

UNO-State General Fund-791 State & University Generated/Unrestricted

COST OBJECT	FACULTY		NON FACULTY		EMPLOYEE BENEFITS	PERSONAL SERVICE CREDITS	TOTAL PERSONAL SERVICES	TOTAL OPERATING EXPENSES	TOTAL
	Dollar	FTE	Dollar	FTE					
41-1601-0100	910,388	13	1,412,920	43	562,120	0	2,885,428	221,646	3,107,074
41-1602-0100	0	0	0	0	0	0	0	1,859,650	1,859,650
41-1604-0100	0	0	0	0	0	0	0	30,172	30,172
TOTAL	910,388	13	1,412,920	43	562,120	0	2,885,428	2,111,468	4,996,896

COST OBJECT LISTING BY SUB PROGRAM
 2010-2011 GENERAL OPERATING BUDGET
 UNIVERSITY OF NEBRASKA AT OMAHA

Print Date: 10/1/2010

SUBPROGRAM #/NAME: 16 Criss Library

UNO-State General Fund-791 Revolving/Designated

COST OBJECT	FACULTY		NON FACULTY		EMPLOYEE BENEFITS	PERSONAL SERVICE CREDITS	TOTAL PERSONAL SERVICES	TOTAL OPERATING EXPENSES	TOTAL
	Dollar	FTE	Dollar	FTE					
42-1601-0200	0	0	0	0	0	0	0	23,000	23,000
42-1601-0300	0	0	0	0	0	0	0	1,000	1,000
42-1601-0400	0	0	0	0	0	0	0	20,000	20,000
42-1601-0500	0	0	0	0	0	0	0	1,000	1,000
42-1601-0600	0	0	0	0	0	0	0	133,200	133,200
42-1601-0700	76,641	1	124,035	3	47,641	0	248,317	826,683	1,075,000
42-1601-0800	0	0	0	0	0	0	0	50,000	50,000
42-1601-0900	0	0	0	0	0	0	0	14,000	14,000
TOTAL	76,641	1	124,035	3	47,641	0	248,317	1,068,883	1,317,200
SUB PROGRAM TOTAL	987,029	14	1,536,955	47	609,761	0	3,133,745	3,180,351	6,314,096

SUBPROGRAM #/NAME: 21 Summer Sessions

UNO-State General Fund-791 State & University Generated/Unrestricted

COST OBJECT	FACULTY		NON FACULTY		EMPLOYEE BENEFITS	PERSONAL SERVICE CREDITS	TOTAL PERSONAL SERVICES	TOTAL OPERATING EXPENSES	TOTAL
	Dollar	FTE	Dollar	FTE					
41-2101-0100	2,024,203	28	0	0	162,643	0	2,186,846	0	2,186,846
TOTAL	2,024,203	28	0	0	162,643	0	2,186,846	0	2,186,846
SUB PROGRAM TOTAL	2,024,203	28	0	0	162,643	0	2,186,846	0	2,186,846

SUBPROGRAM #/NAME: 22 Other Instruction and Research

UNO-State General Fund-791 State & University Generated/Unrestricted

COST OBJECT	FACULTY		NON FACULTY		EMPLOYEE BENEFITS	PERSONAL SERVICE CREDITS	TOTAL PERSONAL SERVICES	TOTAL OPERATING EXPENSES	TOTAL
	Dollar	FTE	Dollar	FTE					
41-2201-0100	1,319,276	18	0	0	106,003	0	1,425,279	19,998	1,445,277
41-2201-0300	1,441,807	0	0	0	0	0	1,441,807	0	1,441,807
41-2201-0400	0	0	0	0	0	0	0	118,115	118,115
41-2201-0500	0	0	0	0	0	0	0	6,708	6,708
41-2201-0600	35,000	0	0	0	8,639	0	43,639	0	43,639
41-2201-0800	38,355	1	0	0	8,658	0	47,013	795	47,808
41-2201-1400	0	0	0	0	0	0	0	611,795	611,795
41-2201-2000	143,099	1	0	0	36,035	0	179,134	0	179,134
41-2201-2100	218,667	7	0	0	32,024	0	250,691	293,697	544,388
41-2201-2300	550,000	0	300,000	0	95,230	0	945,230	0	945,230
41-2201-8100	0	0	0	0	0	0	0	0	0
41-2209-0100	0	0	105,149	2	26,262	0	131,411	7,744	139,155
41-2210-0200	0	0	75,736	2	16,464	0	92,200	8,133	100,333
41-2210-0400	151,772	2	0	0	39,858	0	191,630	6,500	198,130
41-2211-0100	0	0	10,038	0	2,636	0	12,674	1,363	14,037
41-2212-0100	0	0	30,476	1	7,554	0	38,030	5,693	43,723
41-2290-0100	0	0	0	0	23,558	0	23,558	0	23,558
41-2290-0200	0	0	0	0	260,647	0	260,647	0	260,647
41-2290-0300	0	0	0	0	3,121	0	3,121	0	3,121
41-2290-0400	0	0	0	0	34,506	0	34,506	0	34,506
41-2299-0100	-375,706	0	0	0	0	0	-375,706	0	-375,706

COST OBJECT LISTING BY SUB PROGRAM
 2010-2011 GENERAL OPERATING BUDGET
 UNIVERSITY OF NEBRASKA AT OMAHA

SUBPROGRAM #/NAME: 22 Other Instruction and Research Print Date: 10/1/2010
 TOTAL 3,522,270 28 521,399 5 701,195 0 4,744,864 1,080,541 5,825,405

UNO-State General Fund-791 Revolving/Designated

COST OBJECT	FACULTY		NON FACULTY		EMPLOYEE BENEFITS	PERSONAL SERVICE CREDITS	TOTAL PERSONAL SERVICES	TOTAL OPERATING EXPENSES	TOTAL
	Dollar	FTE	Dollar	FTE					
42-2201-0100 ITS Technology Fee	0	0	653,651	22	124,445	0	778,096	461,904	1,240,000
42-2201-0500 Dual Enrollment Program	0	0	86,614	2	21,137	0	107,751	492,249	600,000
TOTAL	0	0	740,265	24	145,582	0	885,847	954,153	1,840,000

UNO-State General Fund-791 Cash & Student Contracts/Designated

COST OBJECT	FACULTY		NON FACULTY		EMPLOYEE BENEFITS	PERSONAL SERVICE CREDITS	TOTAL PERSONAL SERVICES	TOTAL OPERATING EXPENSES	TOTAL
	Dollar	FTE	Dollar	FTE					
41-2201-1200 Indirect Cost	0	0	0	0	0	0	0	2,093,280	2,093,280
TOTAL	0	0	0	0	0	0	0	2,093,280	2,093,280

UNO-Trust-Grant/Cont/Loan/End-798 Trust/Restricted

COST OBJECT	FACULTY		NON FACULTY		EMPLOYEE BENEFITS	PERSONAL SERVICE CREDITS	TOTAL PERSONAL SERVICES	TOTAL OPERATING EXPENSES	TOTAL
	Dollar	FTE	Dollar	FTE					
47-2210-2001100 UNF: Community Practice Teaching Fund	0	0	11,703	0	2,285	0	13,988	0	13,988
47-2210-2001201 Community Practice Coordinator Stipend	0	0	52,662	1	11,467	0	64,129	0	64,129
47-2210-2002201 UNF: UNO/OPS Service Learning Salary	0	0	50,000	1	11,605	0	61,605	0	61,605
TOTAL	0	0	114,365	2	25,357	0	139,722	0	139,722
SUB PROGRAM TOTAL	3,522,270	28	1,376,029	32	872,134	0	5,770,433	4,127,974	9,898,407

SUBPROGRAM #/NAME: 23 Student Aid

UNO-State General Fund-791 State & University Generated/Unrestricted

COST OBJECT	FACULTY		NON FACULTY		EMPLOYEE BENEFITS	PERSONAL SERVICE CREDITS	TOTAL PERSONAL SERVICES	TOTAL OPERATING EXPENSES	TOTAL
	Dollar	FTE	Dollar	FTE					
41-2315-0100 Need Based Scholarships UTAG	0	0	0	0	0	0	0	359,648	359,648
41-2315-0200 Need Based Aid - UAG	0	0	0	0	0	0	0	1,194,547	1,194,547
41-2315-0300 Need Based Aid - College Bound NE	0	0	0	0	0	0	0	1,113,624	1,113,624
TOTAL	0	0	0	0	0	0	0	2,667,819	2,667,819
SUB PROGRAM TOTAL	0	0	0	0	0	0	0	2,667,819	2,667,819

SUBPROGRAM #/NAME: 24 International Programs

UNO-State General Fund-791 State & University Generated/Unrestricted

COST OBJECT	FACULTY		NON FACULTY		EMPLOYEE BENEFITS	PERSONAL SERVICE CREDITS	TOTAL PERSONAL SERVICES	TOTAL OPERATING EXPENSES	TOTAL
	Dollar	FTE	Dollar	FTE					
41-2401-0100 International Studies and Programs	12,924	1	153,983	2	44,356	0	211,263	3,087	214,350
41-2402-0100 Center for Afghanistan Studies	0	0	131,514	2	32,563	0	164,077	4,669	168,746
41-2402-0200 International Advising	0	0	59,982	2	15,377	0	75,359	8,431	83,790
41-2402-0300 International Admissions	0	0	45,209	1	11,271	0	56,480	0	56,480
41-2402-0400 Study Abroad	0	0	32,000	1	8,403	0	40,403	0	40,403
TOTAL	12,924	1	422,688	8	111,970	0	547,562	16,187	563,769

COST OBJECT LISTING BY SUB PROGRAM
 2010-2011 GENERAL OPERATING BUDGET
 UNIVERSITY OF NEBRASKA AT OMAHA

Print Date: 10/1/2010

SUBPROGRAM #/NAME: 24 International Programs

UNO-State General Fund-791 Revolving/Designated

COST OBJECT	FACULTY		NON FACULTY		EMPLOYEE BENEFITS	PERSONAL SERVICE CREDITS	TOTAL PERSONAL SERVICES	TOTAL OPERATING EXPENSES	TOTAL
	Dollar	FTE	Dollar	FTE					
42-2402-0100 IS&P - Technology Fee	0	0	0	0	0	0	0	25,012	25,012
42-2402-0150 International Student Fee	0	0	1,934	0	473	0	2,407	57,593	60,000
42-2402-0175 New Student Fee - International	0	0	0	0	0	0	0	17,100	17,100
42-2402-0200 IS&P Study Abroad	0	0	0	0	0	0	0	100,000	100,000
42-2405-0100 Intensive Language Program (ILJNO)	0	0	631,500	15	147,247	0	778,747	196,253	975,000
42-2406-0100 International Professional Development	3,000	0	97,761	3	20,332	0	121,093	104,907	226,000
TOTAL	3,000	0	731,195	18	168,052	0	902,247	500,865	1,403,112

UNO-Federal Advance-797 Federal/Restricted

COST OBJECT	FACULTY		NON FACULTY		EMPLOYEE BENEFITS	PERSONAL SERVICE CREDITS	TOTAL PERSONAL SERVICES	TOTAL OPERATING EXPENSES	TOTAL
	Dollar	FTE	Dollar	FTE					
45-2402-1013202 DOS: ASAP II Administrative	0	0	0	0	0	0	0	0	0
45-2402-1017202 DOS: UIELSP Administration	0	0	0	0	0	0	0	0	0
TOTAL	0	0	0	0	0	0	0	0	0

SUB PROGRAM TOTAL 15,924 1 1,153,883 26 280,022 0 1,449,829 517,052 1,966,881

SUBPROGRAM #/NAME: 26 Continuing Studies

UNO-State General Fund-791 State & University Generated/Unrestricted

COST OBJECT	FACULTY		NON FACULTY		EMPLOYEE BENEFITS	PERSONAL SERVICE CREDITS	TOTAL PERSONAL SERVICES	TOTAL OPERATING EXPENSES	TOTAL
	Dollar	FTE	Dollar	FTE					
41-2601-0100 Division of Continuing Studies	0	0	0	0	0	0	0	39,876	39,876
41-2601-1400 Continuing Studies Distance Education	0	0	0	0	0	0	0	254,864	254,864
41-2602-0300 Continuing Education - Degree Prgm/BGS	0	0	238,449	6	56,367	0	294,816	25,422	320,238
41-2606-0100 Offutt Programs	326,543	7	85,526	3	42,028	0	454,097	15,856	469,953
41-2607-0100 Kiewit Center	0	0	0	0	0	0	0	17,561	17,561
TOTAL	326,543	7	323,975	9	98,395	0	748,913	353,579	1,102,492

UNO-State General Fund-791 Revolving/Designated

COST OBJECT	FACULTY		NON FACULTY		EMPLOYEE BENEFITS	PERSONAL SERVICE CREDITS	TOTAL PERSONAL SERVICES	TOTAL OPERATING EXPENSES	TOTAL
	Dollar	FTE	Dollar	FTE					
42-2601-0400 DCS - Distance Education Fee	0	0	62,881	2	15,344	0	78,225	0	78,225
42-2607-0100 Continuing Education - Non Credit	0	0	0	0	0	0	0	1,137,035	1,137,035
TOTAL	0	0	62,881	2	15,344	0	78,225	1,137,035	1,215,260

SUB PROGRAM TOTAL 326,543 7 386,856 10 113,739 0 827,138 1,490,614 2,317,752

SUBPROGRAM #/NAME: 29 Information Services

UNO-State General Fund-791 State & University Generated/Unrestricted

COST OBJECT	FACULTY		NON FACULTY		EMPLOYEE BENEFITS	PERSONAL SERVICE CREDITS	TOTAL PERSONAL SERVICES	TOTAL OPERATING EXPENSES	TOTAL
	Dollar	FTE	Dollar	FTE					
41-2901-0100 Academic Computing	0	0	926,961	15	233,532	0	1,160,493	8,835	1,169,328
41-2901-0300 Distance Education (APL)	0	0	61,693	1	16,202	0	77,895	100,000	177,895
41-2902-0100 Acad Computing-Student Info Sys (ADIS)	0	0	124,141	2	32,602	0	156,743	125,264	282,007
41-2903-0100 Administrative Computing (ADIS)	0	0	529,944	9	139,175	0	669,119	53,647	722,766

COST OBJECT LISTING BY SUB PROGRAM
 2010-2011 GENERAL OPERATING BUDGET
 UNIVERSITY OF NEBRASKA AT OMAHA

Print Date: 10/1/2010

SUBPROGRAM #/NAME: 29 Information Services

UNO-State General Fund-791 State & University Generated/Unrestricted

COST OBJECT	FACULTY		NON FACULTY		EMPLOYEE BENEFITS	PERSONAL SERVICE CREDITS	TOTAL PERSONAL SERVICES	TOTAL OPERATING EXPENSES	TOTAL
	Dollar	FTE	Dollar	FTE					
41-2904-0100 Media Services	0	0	17,548	1	4,967	0	22,515	0	22,515
41-2904-0200 Technology Maintenance	0	0	86,706	2	22,771	0	109,477	0	109,477
TOTAL	0	0	1,746,993	29	449,249	0	2,196,242	287,746	2,483,988

UNO-State General Fund-791 Revolving/Designated

COST OBJECT	FACULTY		NON FACULTY		EMPLOYEE BENEFITS	PERSONAL SERVICE CREDITS	TOTAL PERSONAL SERVICES	TOTAL OPERATING EXPENSES	TOTAL
	Dollar	FTE	Dollar	FTE					
42-2901-0100 NonResident Distance Education Fee (API)	0	0	0	0	0	0	0	0	0
42-2901-0200 Distance Education Fee (API)	0	0	70,535	1	17,213	0	87,748	768,252	856,000
42-2901-0300 Online Distance Education Tuition	0	0	0	0	0	0	0	0	0
42-2904-0100 Multi Media Tech Svcs - Technology Fee	0	0	86,503	2	21,109	0	107,612	134,888	242,500
TOTAL	0	0	157,038	3	38,322	0	195,360	903,140	1,098,500

UNO-Auxiliary-799 Auxiliaries & Services/Restricted

COST OBJECT	FACULTY		NON FACULTY		EMPLOYEE BENEFITS	PERSONAL SERVICE CREDITS	TOTAL PERSONAL SERVICES	TOTAL OPERATING EXPENSES	TOTAL
	Dollar	FTE	Dollar	FTE					
43-2901-0100 Academic Computing (CS)	0	0	0	0	0	0	0	0	0
43-2901-0300 Academic Technologies	0	0	0	0	0	0	0	100,000	100,000
43-2903-0100 Administrative Computing (ITI-Net)	0	0	0	0	0	0	0	0	0
43-2904-0200 Technology Maintenance (MTS)	0	0	0	0	0	0	0	0	0
43-2905-0100 Tele/Radio Communications	0	0	280,994	7	66,045	0	347,039	952,961	1,300,000
TOTAL	0	0	280,994	7	66,045	0	347,039	1,052,961	1,400,000
SUB PROGRAM TOTAL									4,982,488

SUBPROGRAM #/NAME: 33 Physical Plant Administration

Print Date: 10/1/2010

UNO-State General Fund-791 State & University Generated/Unrestricted

COST OBJECT	FACULTY		NON FACULTY		EMPLOYEE BENEFITS	PERSONAL SERVICE CREDITS	TOTAL PERSONAL SERVICES	TOTAL OPERATING EXPENSES	TOTAL
	Dollar	FTE	Dollar	FTE					
41-3301-0100 Plant Operations and Construction	0	0	404,945	8	103,370	0	508,315	85,589	593,904
41-3305-0100 Building Repairs & Maintenance	0	0	345,043	7	90,616	0	435,659	1,557,458	1,993,117
41-3306-0100 Custodial	0	0	2,067,899	83	499,880	0	2,567,779	293,168	2,860,947
41-3307-0100 Grounds - North	0	0	553,320	21	140,544	0	693,864	114,786	808,650
41-3307-0150 Grounds - South	0	0	59,602	3	15,652	0	75,254	55,944	131,198
41-3308-0100 Power Plant	0	0	1,133,779	26	287,487	0	1,421,266	97,832	1,519,098
41-3309-0100 Utilities	0	0	0	0	0	0	0	4,991,267	4,991,267
41-3311-0100 Facilities Planning and Architectural Svc	0	0	285,238	5	69,998	0	355,236	11,676	366,912
41-3312-0100 Security and Traffic	0	0	1,133,329	34	267,718	0	1,401,047	51,537	1,452,584
41-3390-0100 Unemployment Compensation	0	0	0	0	2,088	0	2,088	0	2,088
41-3390-0200 Workers' Compensation	0	0	0	0	23,950	0	23,950	0	23,950
41-3399-0100 Budget Adjustment - Plant Operations	0	0	-156,860	0	0	0	-156,860	0	-156,860
TOTAL	0	0	5,826,295	187	1,501,303	0	7,327,598	7,259,257	14,586,855

UNO-Auxiliary-799 Auxiliaries & Services/Restricted

COST OBJECT	FACULTY		NON FACULTY		EMPLOYEE BENEFITS	PERSONAL SERVICE CREDITS	TOTAL PERSONAL SERVICES	TOTAL OPERATING EXPENSES	TOTAL
	Dollar	FTE	Dollar	FTE					
SUB PROGRAM TOTAL									4,982,488

COST OBJECT LISTING BY SUB PROGRAM
 2010-2011 GENERAL OPERATING BUDGET
 UNIVERSITY OF NEBRASKA AT OMAHA

Print Date: 10/1/2010

SUBPROGRAM #/NAME: 33 Physical Plant Administration
 UNO-Auxiliary-799 Auxiliaries & Services/Restricted

COST OBJECT	FACULTY		NON FACULTY		EMPLOYEE BENEFITS	PERSONAL SERVICE CREDITS	TOTAL PERSONAL SERVICES	TOTAL OPERATING EXPENSES	TOTAL
	Dollar	FTE	Dollar	FTE					
43-3350-0100	0	0	125,000	3	30,230	0	155,230	2,166,415	2,321,645
TOTAL	0	0	125,000	3	30,230	0	155,230	2,166,415	2,321,645
SUB PROGRAM TOTAL	0	0	5,951,295	190	1,531,533	0	7,482,828	9,425,672	16,908,500

Print Date: 10/1/2010

SUBPROGRAM #/NAME: 41 Executive Administration
 UNO-State General Fund-791 State & University Generated/Unrestricted

COST OBJECT	FACULTY		NON FACULTY		EMPLOYEE BENEFITS	PERSONAL SERVICE CREDITS	TOTAL PERSONAL SERVICES	TOTAL OPERATING EXPENSES	TOTAL
	Dollar	FTE	Dollar	FTE					
41-4101-0100	0	0	489,540	5	128,297	0	617,837	52,476	670,313
41-4101-0300	10,793	0	0	0	722	0	11,515	0	11,515
41-4101-0500	0	0	0	0	0	0	0	17,634	17,634
41-4101-0700	0	0	4,411	0	295	0	4,706	0	4,706
41-4101-0800	0	0	7,341	0	1,927	0	9,268	37,690	46,958
41-4105-0100	0	0	9,396	0	629	0	10,025	0	10,025
TOTAL	10,793	0	510,688	5	131,870	0	653,351	107,800	761,151

UNO-State General Fund-791 Cash & Student Contracts/Designated

COST OBJECT	FACULTY		NON FACULTY		EMPLOYEE BENEFITS	PERSONAL SERVICE CREDITS	TOTAL PERSONAL SERVICES	TOTAL OPERATING EXPENSES	TOTAL
	Dollar	FTE	Dollar	FTE					
41-4101-0400	0	0	0	0	0	0	0	18,880	18,880
TOTAL	0	0	0	0	0	0	0	18,880	18,880

UNO-Federal Letter of Credit-796 Federal/Restricted

COST OBJECT	FACULTY		NON FACULTY		EMPLOYEE BENEFITS	PERSONAL SERVICE CREDITS	TOTAL PERSONAL SERVICES	TOTAL OPERATING EXPENSES	TOTAL
	Dollar	FTE	Dollar	FTE					
44-4101-1001204	0	0	21,632	1	4,223	0	25,855	0	25,855
44-4101-1001205	0	0	162,652	3	37,750	0	200,402	0	200,402
TOTAL	0	0	184,284	4	41,973	0	226,257	0	226,257

UNO-Trust-Grant/Cont/Loan/End-798 Trust/Restricted

COST OBJECT	FACULTY		NON FACULTY		EMPLOYEE BENEFITS	PERSONAL SERVICE CREDITS	TOTAL PERSONAL SERVICES	TOTAL OPERATING EXPENSES	TOTAL
	Dollar	FTE	Dollar	FTE					
47-4101-2006100	0	0	15,000	0	3,481	0	18,481	0	18,481
47-4101-2015100	0	0	5,515	0	1,280	0	6,795	0	6,795
TOTAL	0	0	20,515	0	4,761	0	25,276	0	25,276
SUB PROGRAM TOTAL	10,793	0	715,487	10	178,604	0	904,884	126,680	1,031,564

Print Date: 10/1/2010

SUBPROGRAM #/NAME: 42 Student Services
 UNO-State General Fund-791 State & University Generated/Unrestricted

COST OBJECT	FACULTY		NON FACULTY		EMPLOYEE BENEFITS	PERSONAL SERVICE CREDITS	TOTAL PERSONAL SERVICES	TOTAL OPERATING EXPENSES	TOTAL
	Dollar	FTE	Dollar	FTE					
41-4201-0100	0	0	417,915	5	106,872	0	524,787	12,837	537,624
41-4201-0200	0	0	0	0	0	0	0	0	0
TOTAL	0	0	417,915	5	106,872	0	524,787	12,837	537,624

COST OBJECT LISTING BY SUB PROGRAM
 2010-2011 GENERAL OPERATING BUDGET
 UNIVERSITY OF NEBRASKA AT OMAHA

Print Date: 10/1/2010

SUBPROGRAM #/NAME: 42 Student Services

UNO-State General Fund-791 State & University Generated/Unrestricted

COST OBJECT	FACULTY		NON FACULTY		EMPLOYEE BENEFITS	PERSONAL SERVICE CREDITS	TOTAL PERSONAL SERVICES	TOTAL OPERATING EXPENSES	TOTAL
	Dollar	FTE	Dollar	FTE					
41-4201-0300	0	0	0	0	0	0	0	11,468	11,468
41-4202-0100	0	0	970	0	65	0	1,035	108,968	110,003
41-4202-0200	0	0	0	0	0	0	0	7,146	7,146
41-4205-0100	0	0	33,913	1	8,906	0	42,819	5,452	48,271
41-4206-0200	0	0	342,814	14	53,273	0	396,087	7,431	403,518
41-4206-0300	0	0	14,446	0	3,697	0	18,143	0	18,143
41-4207-0100	0	0	246,694	6	59,101	0	305,795	14,847	320,642
41-4207-0200	0	0	197,655	4	48,061	0	245,716	21,366	267,082
41-4207-0400	0	0	6,162	0	412	0	6,574	23,371	29,945
41-4207-0500	0	0	0	0	0	0	0	10,825	10,825
41-4208-0100	0	0	86,652	2	22,756	0	109,408	0	109,408
41-4230-0300	0	0	0	0	0	0	0	78,540	78,540
41-4230-0400	0	0	0	0	0	0	0	11,783	11,783
41-4231-0100	0	0	324,026	9	85,096	0	409,122	0	409,122
41-4232-0100	0	0	307,764	9	80,824	0	388,588	0	388,588
41-4233-0100	0	0	608,138	16	157,165	0	765,303	30,695	795,998
41-4236-0100	0	0	41,491	1	9,998	0	51,489	9,079	60,568
41-4255-0100	0	0	11,921	0	797	0	12,718	8,136	20,854
41-4290-0100	0	0	0	0	1,445	0	1,445	0	1,445
41-4290-0200	0	0	0	0	17,177	0	17,177	0	17,177
41-4299-0100	0	0	-7,296	0	0	0	-7,296	0	-7,296
TOTAL	0	0	2,633,265	68	655,645	0	3,288,910	361,944	3,650,854

UNO-State General Fund-791 Revolving/Designated

COST OBJECT	FACULTY		NON FACULTY		EMPLOYEE BENEFITS	PERSONAL SERVICE CREDITS	TOTAL PERSONAL SERVICES	TOTAL OPERATING EXPENSES	TOTAL
	Dollar	FTE	Dollar	FTE					
42-4201-0100	0	0	0	0	0	0	0	32,500	32,500
42-4201-0300	0	0	0	0	0	0	0	22,304	22,304
42-4201-0600	0	0	23,088	1	5,713	0	28,801	20,000	48,801
42-4201-1000	0	0	0	0	0	0	0	35,000	35,000
42-4205-0100	0	0	0	0	0	0	0	8,000	8,000
42-4206-0100	0	0	70,264	2	19,286	0	89,550	40,889	130,439
42-4206-0200	0	0	25,084	1	5,586	0	30,670	11,330	42,000
42-4208-0100	0	0	60,988	1	14,994	0	75,982	274,298	350,280
42-4208-0200	0	0	234,223	6	61,531	0	295,754	97,770	393,524
42-4208-0300	0	0	105,431	3	32,556	0	137,987	35,759	173,746
42-4208-0400	0	0	0	0	0	0	0	16,892	16,892
42-4208-0500	0	0	0	0	0	0	0	183,444	183,444
42-4231-0100	0	0	314,849	9	83,711	0	398,560	31,719	430,279
42-4232-0100	0	0	105,562	2	29,057	0	134,619	51,500	186,119
42-4233-0100	0	0	0	0	0	0	0	11,000	11,000
42-4233-0200	0	0	8,292	0	2,022	0	10,314	0	10,314
42-4233-0400	0	0	113,508	3	34,164	0	147,672	0	147,672
42-4236-0100	0	0	36,197	1	11,147	0	47,344	7,656	55,000
42-4250-0100	0	0	242,308	7	68,264	0	310,572	63,800	374,372
TOTAL	0	0	1,339,794	36	368,031	0	1,707,825	943,861	2,651,686

COST OBJECT LISTING BY SUB PROGRAM
 2010-2011 GENERAL OPERATING BUDGET
 UNIVERSITY OF NEBRASKA AT OMAHA

Print Date: 10/1/2010

SUBPROGRAM #/NAME: 42 Student Services

COST OBJECT	FACULTY		NON FACULTY		EMPLOYEE BENEFITS	PERSONAL SERVICE CREDITS	TOTAL PERSONAL SERVICES	TOTAL OPERATING EXPENSES	TOTAL
	Dollar	FTE	Dollar	FTE					
41-4201-0400	0	0	0	0	0	0	0	25,020	25,020
	Indirect Cost								
TOTAL	0	0	0	0	0	0	0	25,020	25,020

UNO-Federal Letter of Credit-796 Federal/Restricted

COST OBJECT	FACULTY		NON FACULTY		EMPLOYEE BENEFITS	PERSONAL SERVICE CREDITS	TOTAL PERSONAL SERVICES	TOTAL OPERATING EXPENSES	TOTAL
	Dollar	FTE	Dollar	FTE					
44-4236-1100100	0	0	23,692	1	2,505	0	26,197	8,789	34,986
	FWS Job Location & Development 6/10								
TOTAL	0	0	23,692	1	2,505	0	26,197	8,789	34,986

UNO-Auxiliary-799 Auxiliaries & Services/Restricted

COST OBJECT	FACULTY		NON FACULTY		EMPLOYEE BENEFITS	PERSONAL SERVICE CREDITS	TOTAL PERSONAL SERVICES	TOTAL OPERATING EXPENSES	TOTAL
	Dollar	FTE	Dollar	FTE					
43-4201-0400	0	0	0	0	0	0	0	262,367	262,367
43-4201-1100	0	0	0	0	0	0	0	30,000	30,000
43-4233-0100	0	0	0	0	0	0	0	13,500	13,500
43-4250-0100	0	0	478,480	23	96,267	0	574,747	558,456	1,133,203
43-4250-0200	0	0	448,831	9	109,525	0	558,356	130,114	688,470
43-4250-0800	0	0	373,926	17	67,788	0	441,714	172,975	614,689
43-4251-0100	0	0	590,510	19	134,473	0	724,983	7,525,017	8,250,000
43-4252-0100	0	0	811,214	32	161,501	0	972,715	1,127,285	2,100,000
43-4252-0400	0	0	0	0	0	0	0	200,000	200,000
43-4255-0100	0	0	874,517	43	113,389	0	987,906	436,580	1,424,486
43-4255-1500	0	0	15,919	1	1,255	0	17,174	0	17,174
43-4255-8100	0	0	74,135	3	11,790	0	85,925	51,214	137,139
43-4256-0100	0	0	374,510	9	79,145	0	453,655	45,392	499,047
43-4256-0200	0	0	105,224	2	35,646	0	140,870	9,761	150,631
43-4256-0300	0	0	0	0	0	0	0	110,000	110,000
TOTAL	0	0	4,147,266	158	810,779	0	4,958,045	10,672,661	15,630,706

SUB PROGRAM TOTAL

0	0	8,144,017	264	1,836,960	0	9,980,977	12,012,275	21,993,252
---	---	-----------	-----	-----------	---	-----------	------------	------------

SUBPROGRAM #/NAME: 43 Business and Finance

COST OBJECT	FACULTY		NON FACULTY		EMPLOYEE BENEFITS	PERSONAL SERVICE CREDITS	TOTAL PERSONAL SERVICES	TOTAL OPERATING EXPENSES	TOTAL
	Dollar	FTE	Dollar	FTE					
41-4301-0100	0	0	236,971	2	62,234	0	299,205	4,394	303,599
41-4301-0200	0	0	0	0	0	0	0	18,761	18,761
41-4305-0100	0	0	601,844	8	155,787	0	757,631	8,684	766,315
41-4305-0200	0	0	60,100	1	15,783	0	75,883	53,400	129,283
41-4306-0100	0	0	540,646	10	139,377	0	680,023	19,295	699,318
41-4307-0100	0	0	378,554	10	91,540	0	470,094	101,521	571,615
41-4309-0100	0	0	168,511	3	44,169	0	212,680	6,750	219,430
41-4310-0100	0	0	6,198	0	415	0	6,613	5,000	11,613
41-4311-0100	0	0	179,167	4	44,502	0	223,669	46,959	270,628
41-4312-0100	0	0	378,475	13	88,274	0	466,749	1,247	467,996
41-4314-0100	0	0	0	0	0	0	0	604,442	604,442
41-4320-0100	0	0	573,390	10	147,089	0	720,479	36,956	757,435

COST OBJECT LISTING BY SUB PROGRAM
 2010-2011 GENERAL OPERATING BUDGET
 UNIVERSITY OF NEBRASKA AT OMAHA

Print Date: 10/1/2010

SUBPROGRAM #/NAME: 43 Business and Finance

UNO-State General Fund-791 State & University Generated/Unrestricted

COST OBJECT	FACULTY		NON FACULTY		EMPLOYEE BENEFITS	PERSONAL SERVICE CREDITS	TOTAL PERSONAL SERVICES	TOTAL OPERATING EXPENSES	TOTAL
	Dollar	FTE	Dollar	FTE					
41-4320-0200 Training and Development	0	0	0	0	0	0	0	13,311	13,311
41-4320-0400 On Campus Student Employment	0	0	45,532	1	11,958	0	57,490	500	57,990
41-4321-0100 Payroll	0	0	114,197	2	29,991	0	144,188	4,500	148,688
41-4330-0100 Miscellaneous General Expense	0	0	0	0	0	0	0	215,470	215,470
41-4390-0100 Workers' Compensation	0	0	0	0	42,073	0	42,073	0	42,073
41-4390-0200 Unemployment Compensation	0	0	0	0	3,788	0	3,788	0	3,788
41-4399-0200 NU Values Adjustments	0	0	37,697	0	2,325	0	40,022	0	40,022
TOTAL	0	0	3,321,282	63	879,305	0	4,200,587	1,141,190	5,341,777

UNO-State General Fund-791 Revolving/Designated

COST OBJECT	FACULTY		NON FACULTY		EMPLOYEE BENEFITS	PERSONAL SERVICE CREDITS	TOTAL PERSONAL SERVICES	TOTAL OPERATING EXPENSES	TOTAL
	Dollar	FTE	Dollar	FTE					
42-4306-0100 Student Agency Accounting	0	0	0	0	0	0	0	15,828	15,828
42-4307-0100 Perkins/NDL Adminstration	0	0	1,383	0	109	0	1,492	31,008	32,500
42-4307-0300 Cashiering Student Accts Enroll Svcs Fee	0	0	99,800	2	26,930	0	126,730	0	126,730
42-4309-0100 W/S & SEOG 75%	0	0	42,258	1	10,312	0	52,570	0	52,570
42-4309-0200 Pell Administrative Allocation	0	0	0	0	0	0	0	4,100	4,100
TOTAL	0	0	143,441	3	37,351	0	180,792	50,936	231,728

UNO-State General Fund-791 Cash & Student Contracts/Designated

COST OBJECT	FACULTY		NON FACULTY		EMPLOYEE BENEFITS	PERSONAL SERVICE CREDITS	TOTAL PERSONAL SERVICES	TOTAL OPERATING EXPENSES	TOTAL
	Dollar	FTE	Dollar	FTE					
41-4301-0300 Business & Finance - Indirect Cost	0	0	0	0	0	0	0	62,820	62,820
TOTAL	0	0	0	0	0	0	0	62,820	62,820
SUB PROGRAM TOTAL	0	0	3,464,723	66	916,656	0	4,381,379	1,254,946	5,636,325

SUBPROGRAM #/NAME: 44 General Expense

UNO-State General Fund-791 State & University Generated/Unrestricted

COST OBJECT	FACULTY		NON FACULTY		EMPLOYEE BENEFITS	PERSONAL SERVICE CREDITS	TOTAL PERSONAL SERVICES	TOTAL OPERATING EXPENSES	TOTAL
	Dollar	FTE	Dollar	FTE					
41-4405-0100 Special Projects	0	0	0	0	0	0	0	5,060	5,060
41-4405-0200 Special Events	0	0	0	0	0	0	0	20,000	20,000
41-4410-0100 University Communications	0	0	311,184	6	80,180	0	391,364	18,995	410,359
41-4410-0400 Advertising & Marketing	0	0	0	0	0	0	0	105,819	105,819
41-4415-0100 Employee Assistance Program	0	0	0	0	0	0	0	13,801	13,801
41-4425-0200 Alumni Association Support	0	0	22,511	1	5,912	0	28,423	70,000	98,423
41-4490-0100 Unemployment Compensation	0	0	0	0	0	0	0	7,561	7,561
41-4499-0200 NU Values Adjustments	0	0	22,226	0	1,487	0	23,713	0	23,713
TOTAL	0	0	355,921	7	87,579	0	443,500	241,236	684,736

UNO-Auxiliary-799 Auxiliaries & Services/Restricted

COST OBJECT	FACULTY		NON FACULTY		EMPLOYEE BENEFITS	PERSONAL SERVICE CREDITS	TOTAL PERSONAL SERVICES	TOTAL OPERATING EXPENSES	TOTAL
	Dollar	FTE	Dollar	FTE					
43-4411-0100 MavCard Services	0	0	68,856	2	15,427	0	84,283	176,717	261,000
43-4451-0100 Fieldhouse Utilization	0	0	0	0	0	0	0	32,000	32,000

COST OBJECT LISTING BY SUB PROGRAM
 2010-2011 GENERAL OPERATING BUDGET
 UNIVERSITY OF NEBRASKA AT OMAHA

Print Date: 10/1/2010

SUBPROGRAM #/NAME: 44 General Expense
 UNO-Auxiliary-799 Auxiliaries & Services/Restricted

COST OBJECT	FACULTY		NON FACULTY		EMPLOYEE BENEFITS	PERSONAL SERVICE CREDITS	TOTAL PERSONAL SERVICES	TOTAL OPERATING EXPENSES	TOTAL
	Dollar	FTE	Dollar	FTE					
43-4451-0200 Strauss Utilization	0	0	17,334	1	3,589	0	20,923	11,232	32,155
43-4451-0750 Maverick Village Adm Fee	0	0	0	0	0	0	0	30,000	30,000
TOTAL	0	0	86,190	3	19,016	0	105,206	249,949	355,155
SUB PROGRAM TOTAL	0	0	442,111	10	106,595	0	548,706	491,185	1,039,891

Print Date: 10/1/2010

SUBPROGRAM #/NAME: 75 Student Housing
 UNO-Auxiliary-799 Auxiliaries & Services/Restricted

COST OBJECT	FACULTY		NON FACULTY		EMPLOYEE BENEFITS	PERSONAL SERVICE CREDITS	TOTAL PERSONAL SERVICES	TOTAL OPERATING EXPENSES	TOTAL
	Dollar	FTE	Dollar	FTE					
43-7501-0100 Housing - Administration	0	0	11,232	0	7,985	0	19,217	2,783	22,000
43-7510-0100 Maverick Village	0	0	118,993	4	31,642	0	150,635	435,390	586,025
43-7515-0100 University Village	0	0	266,723	6	86,246	0	352,969	790,386	1,143,355
TOTAL	0	0	396,948	11	125,873	0	522,821	1,228,559	1,751,380
SUB PROGRAM TOTAL	0	0	396,948	11	125,873	0	522,821	1,228,559	1,751,380

Print Date: 10/1/2010

SUBPROGRAM #/NAME: 77 Intercollegiate Athletics
 UNO-State General Fund-791 State & University Generated/Unrestricted

COST OBJECT	FACULTY		NON FACULTY		EMPLOYEE BENEFITS	PERSONAL SERVICE CREDITS	TOTAL PERSONAL SERVICES	TOTAL OPERATING EXPENSES	TOTAL
	Dollar	FTE	Dollar	FTE					
41-7701-0100 Intercollegiate Athletics	0	0	1,382,970	0	393,120	0	1,776,090	0	1,776,090
TOTAL	0	0	1,382,970	0	393,120	0	1,776,090	0	1,776,090

UNO-Auxiliary-799 Auxiliaries & Services/Restricted

COST OBJECT	FACULTY		NON FACULTY		EMPLOYEE BENEFITS	PERSONAL SERVICE CREDITS	TOTAL PERSONAL SERVICES	TOTAL OPERATING EXPENSES	TOTAL
	Dollar	FTE	Dollar	FTE					
43-7701-0100 Athletics Administration	0	0	468,767	6	95,317	0	564,084	135,421	699,505
43-7701-0200 Athletic Media Relations	0	0	105,600	3	28,340	0	133,940	57,709	191,649
43-7701-0300 NCAA Compliance/Academic Resource	4,452	0	107,915	1	29,518	0	141,885	7,420	149,305
43-7701-0400 Marketing	0	0	136,000	4	28,156	0	164,156	99,500	263,656
43-7701-0405 Marketing Planned Development	0	0	24,090	0	6,551	0	30,641	100,000	130,641
43-7701-0450 Ticket Office	0	0	92,594	3	20,812	0	113,406	30,200	143,606
43-7701-0800 Training Room	0	0	158,657	4	43,145	0	201,802	46,767	248,569
43-7701-0900 Strength And Conditioning	0	0	98,194	3	24,142	0	122,336	5,255	127,591
43-7701-1000 Equipment Room	0	0	83,415	3	19,738	0	103,153	24,692	127,845
43-7701-1100 Business Office	0	0	91,280	2	24,823	0	116,103	5,000	121,103
43-7701-1200 Athletic Facilities	0	0	42,917	1	9,474	0	52,391	4,900	57,291
43-7701-1300 Concessions	0	0	27,475	1	5,531	0	33,006	70,000	103,006
43-7701-1400 Spirit Teams	0	0	2,400	0	203	0	2,603	0	2,603
43-7701-1500 Athletic Insurance	0	0	0	0	0	0	0	144,902	144,902
43-7701-2000 Athletics-Clinics Strength & Cond	0	0	0	0	0	0	0	2,500	2,500
43-7701-5000 Athletic Budget Adjustment	0	0	-1,382,970	0	-393,120	0	-1,776,090	0	-1,776,090
43-7705-0100 Men's Athletics - Basketball	0	0	74,712	1	20,317	0	95,029	92,050	187,079
43-7705-0200 Men's Athletics - Baseball	0	0	59,001	1	16,044	0	75,045	90,000	165,045
43-7705-0300 Men's Athletics - Football	0	0	253,716	7	53,979	0	307,695	319,728	627,423

COST OBJECT LISTING BY SUB PROGRAM
 2010-2011 GENERAL OPERATING BUDGET
 UNIVERSITY OF NEBRASKA AT OMAHA

Print Date: 10/1/2010

SUBPROGRAM #/NAME: 77 Intercollegiate Athletics

COST OBJECT	FACULTY		NON FACULTY		EMPLOYEE BENEFITS	PERSONAL SERVICE CREDITS	TOTAL PERSONAL SERVICES	TOTAL OPERATING EXPENSES	TOTAL
	Dollar	FTE	Dollar	FTE					
43-7705-0400	0	0	93,614	2	21,579	0	115,193	97,816	213,009
43-7705-0500	0	0	470,000	4	150,236	0	620,236	672,366	1,292,602
43-7705-0600	0	0	0	0	0	0	0	576,500	576,500
43-7705-0700	0	0	0	0	0	0	0	102,500	102,500
43-7705-0900	0	0	10,118	0	2,751	0	12,869	9,000	21,869
43-7705-1500	0	0	0	0	0	0	0	390,055	390,055
43-7705-2100	0	0	0	0	0	0	0	60,000	60,000
43-7705-2300	0	0	0	0	0	0	0	1,000	1,000
43-7705-2310	0	0	0	0	0	0	0	4,000	4,000
43-7710-0100	0	0	70,501	1	19,173	0	89,674	62,250	151,924
43-7710-0200	0	0	68,860	2	18,141	0	87,001	82,700	169,701
43-7710-0300	0	0	51,940	1	14,124	0	66,064	48,900	114,964
43-7710-0400	0	0	69,065	1	18,780	0	87,845	78,271	166,116
43-7710-0500	0	0	38,448	1	8,829	0	47,277	45,015	92,292
43-7710-0600	0	0	56,413	1	14,781	0	71,194	41,521	112,715
43-7710-0700	0	0	10,118	0	2,751	0	12,869	17,650	30,519
43-7710-0800	0	0	8,903	0	3,421	0	12,324	24,882	37,206
43-7710-1500	0	0	0	0	0	0	0	245,585	245,585
43-7710-2000	0	0	0	0	0	0	0	10,000	10,000
43-7710-2200	0	0	0	0	0	0	0	70,500	70,500
43-7710-2500	0	0	0	0	0	0	0	15,000	15,000
43-7710-2600	0	0	0	0	0	0	0	20,000	20,000
TOTAL	4,452	0	1,391,743	54	307,536	0	1,703,731	3,911,555	5,615,286
SUB PROGRAM TOTAL	4,452	0	2,774,713	54	700,656	0	3,479,821	3,911,555	7,391,376

Print Date: 10/1/2010

SUBPROGRAM #/NAME: 98 Company Balance Sheets

COST OBJECT	FACULTY		NON FACULTY		EMPLOYEE BENEFITS	PERSONAL SERVICE CREDITS	TOTAL PERSONAL SERVICES	TOTAL OPERATING EXPENSES	TOTAL
	Dollar	FTE	Dollar	FTE					
43-9810-0200	0	0	52,271	1	12,755	0	65,026	0	65,026
43-9810-0500	0	0	17,098	1	3,770	0	20,868	0	20,868
43-9810-0700	0	0	18,720	1	4,575	0	23,295	0	23,295
43-9825-0200	0	0	445,575	9	105,785	0	551,360	176,454	727,814
43-9825-0400	0	0	0	0	0	0	0	3,038,825	3,038,825
TOTAL	0	0	533,664	11	126,885	0	660,549	3,215,279	3,875,828
SUB PROGRAM TOTAL	0	0	533,664	11	126,885	0	660,549	3,215,279	3,875,828

Print Date: 10/1/2010

SUBPROGRAM #/NAME: 99 Income Activity

COST OBJECT	FACULTY		NON FACULTY		EMPLOYEE BENEFITS	PERSONAL SERVICE CREDITS	TOTAL PERSONAL SERVICES	TOTAL OPERATING EXPENSES	TOTAL
	Dollar	FTE	Dollar	FTE					
44-9990-0000	0	0	0	0	0	0	0	60,000,000	60,000,000
44-9990-0100	0	0	0	0	0	0	0	440,000	440,000
44-9990-0200	0	0	0	0	0	0	0	1,583,529	1,583,529

COST OBJECT LISTING BY SUB PROGRAM
 2010-2011 GENERAL OPERATING BUDGET
 UNIVERSITY OF NEBRASKA AT OMAHA

Print Date: 10/1/2010

SUBPROGRAM #/NAME: 99 Income Activity

UNO-Federal Letter of Credit-796 Federal/Restricted

COST OBJECT	FACULTY		NON FACULTY		EMPLOYEE BENEFITS	PERSONAL SERVICE CREDITS	TOTAL PERSONAL SERVICES	TOTAL OPERATING EXPENSES	TOTAL
	Dollar	FTE	Dollar	FTE					
44-9990-0300	0	0	0	0	0	0	0	436,010	436,010
44-9990-0400	0	0	0	0	0	0	0	100,000	100,000
44-9990-0500	0	0	0	0	0	0	0	538,757	538,757
44-9990-0600	0	0	0	0	0	0	0	135,000	135,000
44-9990-0700	0	0	0	0	0	0	0	25,000	25,000
44-9990-0800	0	0	0	0	0	0	0	12,125,000	12,125,000
TOTAL	0	0	0	0	0	0	0	75,383,296	75,383,296

UNO-Federal Advance-797 Federal/Restricted

COST OBJECT	FACULTY		NON FACULTY		EMPLOYEE BENEFITS	PERSONAL SERVICE CREDITS	TOTAL PERSONAL SERVICES	TOTAL OPERATING EXPENSES	TOTAL
	Dollar	FTE	Dollar	FTE					
45-9990-0000	0	0	0	0	0	0	0	1,400,000	1,400,000
45-9990-0100	0	0	0	0	0	0	0	237,438	237,438
45-9990-0200	0	0	0	0	0	0	0	2,095,249	2,095,249
45-9990-0300	0	0	0	0	0	0	0	500,000	500,000
45-9990-0800	0	0	0	0	0	0	0	189,000	189,000
TOTAL	0	0	0	0	0	0	0	4,421,687	4,421,687

UNO-Trust-Grant/Conti/Loan/End-798 Trust/Restricted

COST OBJECT	FACULTY		NON FACULTY		EMPLOYEE BENEFITS	PERSONAL SERVICE CREDITS	TOTAL PERSONAL SERVICES	TOTAL OPERATING EXPENSES	TOTAL
	Dollar	FTE	Dollar	FTE					
46-9990-0000	0	0	0	0	0	0	0	1,600,000	1,600,000
46-9990-0100	0	0	0	0	0	0	0	3,406,191	3,406,191
46-9990-0200	0	0	0	0	0	0	0	2,005,000	2,005,000
46-9990-0300	0	0	0	0	0	0	0	2,991,818	2,991,818
46-9990-0400	0	0	0	0	0	0	0	100,000	100,000
46-9990-0500	0	0	0	0	0	0	0	50,000	50,000
46-9990-0600	0	0	0	0	0	0	0	100,000	100,000
46-9990-0700	0	0	0	0	0	0	0	60,000	60,000
46-9990-0800	0	0	0	0	0	0	0	3,000,000	3,000,000
47-9990-0000	0	0	0	0	0	0	0	0	0
TOTAL	0	0	0	0	0	0	0	13,313,009	13,313,009
SUB PROGRAM TOTAL	0	0	0	0	0	0	0	93,117,992	93,117,992

COST OBJECT LISTING BY SUB PROGRAM
 2010-2011 GENERAL OPERATING BUDGET
 UNIVERSITY OF NEBRASKA AT KEARNEY

Print Date: 10/1/2010

SUBPROGRAM #/NAME: 01 Academics Affairs

UNK-State General Fund-751 State & University Generated/Unrestricted

COST OBJECT	FACULTY		NON FACULTY		EMPLOYEE BENEFITS	PERSONAL SERVICE CREDITS	TOTAL PERSONAL SERVICES	TOTAL OPERATING EXPENSES	TOTAL
	Dollar	FTE	Dollar	FTE					
51-0101-0100	0	0	353,148	5	103,824	0	456,972	24,339	481,311
51-0102-0200	21,604	0	114,032	2	39,880	0	175,516	17,398	192,914
51-0102-0300	0	0	0	0	0	0	0	16,561	16,561
51-0102-0400	0	0	9,406	0	2,765	0	12,171	2,331	14,502
51-0102-0600	8,469	0	0	0	2,490	0	10,959	0	10,959
51-0199-0300	0	0	0	0	0	0	0	1,513,863	1,513,863
51-0199-0400	150	0	4,263	0	189,504	0	193,917	155,282	155,282
51-0199-0500	0	0	4,914	0	1,446	0	6,360	0	193,917
51-0199-0700	0	0	0	0	0	0	0	0	6,360
TOTAL	30,223	0	485,763	7	339,909	0	855,895	1,729,774	2,585,669

UNK-State General Fund-751 Revolving/Designated

COST OBJECT	FACULTY		NON FACULTY		EMPLOYEE BENEFITS	PERSONAL SERVICE CREDITS	TOTAL PERSONAL SERVICES	TOTAL OPERATING EXPENSES	TOTAL
	Dollar	FTE	Dollar	FTE					
52-0102-0200	0	0	0	0	0	0	0	0	0
52-0199-0600	0	0	0	0	0	0	0	1,945,000	1,945,000
TOTAL	0	0	0	0	0	0	0	1,945,000	1,945,000

UNK-State General Fund-751 Cash & Student Contracts/Designated

COST OBJECT	FACULTY		NON FACULTY		EMPLOYEE BENEFITS	PERSONAL SERVICE CREDITS	TOTAL PERSONAL SERVICES	TOTAL OPERATING EXPENSES	TOTAL
	Dollar	FTE	Dollar	FTE					
51-0199-0800	0	0	0	0	0	0	0	160,000	160,000
TOTAL	0	0	0	0	0	0	0	160,000	160,000

UNK-Trust-Grant/Cont/Loan/End-758 Trust/Restricted

COST OBJECT	FACULTY		NON FACULTY		EMPLOYEE BENEFITS	PERSONAL SERVICE CREDITS	TOTAL PERSONAL SERVICES	TOTAL OPERATING EXPENSES	TOTAL
	Dollar	FTE	Dollar	FTE					
56-0102-0003004	0	0	0	0	0	0	0	0	0
57-0102-0001001	1,750	0	0	0	330	0	2,080	0	2,080
57-0102-0002001	15,000	0	0	0	0	0	15,000	0	15,000
TOTAL	16,750	0	0	0	330	0	17,080	0	17,080
SUB PROGRAM TOTAL	46,973	0	485,763	7	340,239	0	872,975	3,834,774	4,707,749

SUBPROGRAM #/NAME: 05 College of Natural and Social Sciences

UNK-State General Fund-751 State & University Generated/Unrestricted

COST OBJECT	FACULTY		NON FACULTY		EMPLOYEE BENEFITS	PERSONAL SERVICE CREDITS	TOTAL PERSONAL SERVICES	TOTAL OPERATING EXPENSES	TOTAL
	Dollar	FTE	Dollar	FTE					
51-0501-0100	0	0	215,048	3	63,225	0	278,273	4,463	282,736
51-0502-0100	2,528	0	0	0	744	0	3,272	9,500	12,772
51-0502-0102	0	0	0	0	0	0	0	65,000	65,000
51-0502-0113	0	0	3,837	0	1,128	0	4,965	0	4,965
51-0502-0114	0	0	0	0	0	0	0	15,500	15,500
51-0502-0115	0	0	0	0	0	0	0	4,000	4,000
51-0502-0117	0	0	0	0	0	0	0	4,000	4,000
51-0502-0118	0	0	0	0	0	0	0	0	0

COST OBJECT LISTING BY SUB PROGRAM
 2010-2011 GENERAL OPERATING BUDGET
 UNIVERSITY OF NEBRASKA AT KEARNEY

Print Date: 10/1/2010

SUBPROGRAM #/NAME: 05 College of Natural and Social Sciences
 UNK-State General Fund-751 State & University Generated/Unrestricted

COST OBJECT	FACULTY		NON FACULTY		EMPLOYEE BENEFITS	PERSONAL SERVICE CREDITS	TOTAL PERSONAL SERVICES	TOTAL OPERATING EXPENSES	TOTAL
	Dollar	FTE	Dollar	FTE					
51-0502-0119	55,481	1	0	0	16,312	0	71,793	0	71,793
51-0502-0120	10,594	0	0	0	3,115	0	13,709	0	13,709
51-0502-0121	45,881	1	0	0	13,489	0	59,370	0	59,370
51-0502-0122	0	0	9,072	0	4,546	0	13,618	0	13,618
51-0502-0123	0	0	0	0	0	0	0	65,000	65,000
51-0502-0200	0	0	16,960	1	4,986	0	21,946	104,488	126,434
51-0502-0501	38,279	1	0	0	11,253	0	49,532	0	49,532
51-0502-7124	59,290	1	0	0	17,431	0	76,721	9,187	85,908
51-0510-0100	1,073,490	16	74,492	2	337,509	0	1,485,491	41,211	1,526,702
51-0511-0100	537,204	9	95,701	3	186,075	0	818,980	29,081	848,061
51-0512-0100	212,555	3	71,004	2	83,368	0	366,927	22,366	389,293
51-0513-0100	292,524	5	44,749	1	99,160	0	436,433	8,018	444,451
51-0514-0100	265,510	5	50,130	1	92,798	0	408,438	15,779	424,217
51-0515-0100	0	0	113,619	3	33,404	0	147,023	6,763	153,786
51-0516-0100	545,200	8	71,061	2	181,178	0	797,439	12,365	809,804
51-0517-0100	690,779	12	63,658	2	221,805	0	976,242	22,895	999,137
51-0518-0100	408,018	7	60,777	2	137,824	0	606,619	28,252	634,871
51-0519-0100	451,758	7	44,837	1	146,000	0	642,595	10,996	653,591
51-0520-0100	657,897	9	68,865	2	213,669	0	940,431	19,267	959,698
51-0521-0100	335,986	5	44,860	1	111,968	0	492,814	8,152	500,966
51-0522-0100	152,125	3	47,866	1	58,797	0	258,788	7,028	265,816
51-0599-0200	355,472	3	3,959	0	105,672	0	465,103	0	465,103
TOTAL	6,190,571	92	1,100,495	26	2,145,456	0	9,436,522	513,311	9,949,833

UNK-State General Fund-751 Revolving/Designated

COST OBJECT	FACULTY		NON FACULTY		EMPLOYEE BENEFITS	PERSONAL SERVICE CREDITS	TOTAL PERSONAL SERVICES	TOTAL OPERATING EXPENSES	TOTAL
	Dollar	FTE	Dollar	FTE					
52-0510-0900	0	1	0	0	0	0	0	0	0
Non Res Dist Tuitt Diff-Biology	0	1	0	0	0	0	0	0	0
TOTAL	0	1	0	0	0	0	0	0	0

UNK-Trust-Grant/Conti/Loan/End-758 Trust/Restricted

COST OBJECT	FACULTY		NON FACULTY		EMPLOYEE BENEFITS	PERSONAL SERVICE CREDITS	TOTAL PERSONAL SERVICES	TOTAL OPERATING EXPENSES	TOTAL
	Dollar	FTE	Dollar	FTE					
56-0510-0036007	22,425	1	0	0	4,216	0	26,641	0	26,641
56-0510-0063002	0	1	0	0	0	0	0	0	0
57-0511-0001001	5,000	0	0	0	940	0	5,940	0	5,940
57-0516-0002001	4,323	0	0	0	458	0	4,781	0	4,781
TOTAL	31,748	1	0	0	5,614	0	37,362	0	37,362
SUB PROGRAM TOTAL	6,222,319	93	1,100,495	28	2,151,070	0	9,473,884	513,311	9,987,195

Print Date: 10/1/2010

SUBPROGRAM #/NAME: 06 College of Business Administration
 UNK-State General Fund-751 State & University Generated/Unrestricted

COST OBJECT	FACULTY		NON FACULTY		EMPLOYEE BENEFITS	PERSONAL SERVICE CREDITS	TOTAL PERSONAL SERVICES	TOTAL OPERATING EXPENSES	TOTAL
	Dollar	FTE	Dollar	FTE					
51-0601-0100	0	0	219,986	3	64,676	0	284,662	5,475	290,137
51-0602-0200	0	0	71,114	3	20,907	0	92,021	95,515	187,536
TOTAL	0	0	291,100	6	85,583	0	376,683	60,990	437,673

COST OBJECT LISTING BY SUB PROGRAM
 2010-2011 GENERAL OPERATING BUDGET
 UNIVERSITY OF NEBRASKA AT KEARNEY

Print Date: 10/1/2010

SUBPROGRAM #/NAME: 06 College of Business Administration
 UNK-State General Fund-751 State & University Generated/Unrestricted

COST OBJECT	FACULTY		NON FACULTY		EMPLOYEE BENEFITS	PERSONAL SERVICE CREDITS	TOTAL PERSONAL SERVICES	TOTAL OPERATING EXPENSES	TOTAL
	Dollar	FTE	Dollar	FTE					
51-0602-0400	0	0	62,030	1	18,236	0	80,266	20,350	100,616
51-0610-0100	1,060,343	11	76,199	2	334,144	0	1,470,686	27,000	1,497,686
51-0612-0100	440,042	6	71,235	2	150,315	0	661,592	21,300	682,892
51-0613-0100	401,750	5	60,773	2	135,984	0	598,507	20,600	619,107
51-0614-0100	832,288	13	79,606	2	268,095	0	1,179,989	29,000	1,208,989
51-0614-0300	24,801	0	25,543	1	14,802	0	65,146	0	65,146
51-0615-0100	655,633	8	69,726	2	213,257	0	938,616	19,250	957,866
51-0616-0100	0	0	45,053	1	13,244	0	58,297	2,500	60,797
51-0616-0200	0	0	25,512	1	7,501	0	33,013	0	33,013
51-0618-0100	595,953	7	69,098	2	195,525	0	860,576	18,000	878,576
51-0618-0200	25,687	0	0	0	7,552	0	33,239	0	33,239
51-0699-0200	346,639	3	31,112	1	93,525	0	471,276	0	471,276
TOTAL	4,383,136	53	906,987	21	1,537,763	0	6,827,886	258,990	7,086,876

UNK-Federal Letter of Credit-756 Federal/Restricted

COST OBJECT	FACULTY		NON FACULTY		EMPLOYEE BENEFITS	PERSONAL SERVICE CREDITS	TOTAL PERSONAL SERVICES	TOTAL OPERATING EXPENSES	TOTAL
	Dollar	FTE	Dollar	FTE					
54-0602-0001001	0	0	12,483	0	3,208	0	15,691	0	15,691
TOTAL	0	0	12,483	0	3,208	0	15,691	0	15,691

UNK-Trust-Grant/Conti/Loan/End-758 Trust/Restricted

COST OBJECT	FACULTY		NON FACULTY		EMPLOYEE BENEFITS	PERSONAL SERVICE CREDITS	TOTAL PERSONAL SERVICES	TOTAL OPERATING EXPENSES	TOTAL
	Dollar	FTE	Dollar	FTE					
57-0602-0002001	10,000	0	0	0	1,880	0	11,880	0	11,880
TOTAL	10,000	0	0	0	1,880	0	11,880	0	11,880
SUB PROGRAM TOTAL	4,393,136	53	919,470	21	1,542,851	0	6,855,457	258,990	7,114,447

SUBPROGRAM #/NAME: 07 College of Fine Arts & Humanities
 UNK-State General Fund-751 State & University Generated/Unrestricted

Print Date: 10/1/2010

COST OBJECT	FACULTY		NON FACULTY		EMPLOYEE BENEFITS	PERSONAL SERVICE CREDITS	TOTAL PERSONAL SERVICES	TOTAL OPERATING EXPENSES	TOTAL
	Dollar	FTE	Dollar	FTE					
51-0701-0100	0	0	204,964	3	60,258	0	265,222	4,463	269,685
51-0702-0100	4,245	0	1,396	0	1,659	0	7,300	106,481	113,781
51-0702-0200	0	0	55,906	2	16,436	0	72,342	64,905	137,247
51-0710-0100	706,185	12	64,278	2	226,514	0	996,977	31,774	1,028,751
51-0710-0300	0	0	0	0	0	0	0	20,000	20,000
51-0711-0100	1,172,761	18	61,601	2	362,904	0	1,597,266	36,358	1,633,624
51-0711-0200	0	0	0	0	0	0	0	10,000	10,000
51-0711-0300	0	0	18,018	1	5,297	0	23,315	0	23,315
51-0712-0100	687,201	12	77,239	2	224,744	0	989,184	31,428	1,020,612
51-0712-0200	0	0	17,566	1	5,165	0	22,731	10,581	33,312
51-0712-0300	0	0	0	0	0	0	0	7,657	7,657
51-0712-0500	0	0	0	0	0	0	0	20,000	20,000
51-0713-0100	380,663	5	61,832	2	130,093	0	572,588	11,242	583,830
51-0713-0200	0	0	0	0	0	0	0	998	998
51-0713-0300	5,785	0	0	0	1,701	0	7,486	0	7,486

COST OBJECT LISTING BY SUB PROGRAM
 2010-2011 GENERAL OPERATING BUDGET
 UNIVERSITY OF NEBRASKA AT KEARNEY

Print Date: 10/1/2010

SUBPROGRAM #/NAME: 07 College of Fine Arts & Humanities

UNK-State General Fund-751 State & University Generated/Unrestricted

COST OBJECT	FACULTY		NON FACULTY		EMPLOYEE BENEFITS	PERSONAL SERVICE CREDITS	TOTAL PERSONAL SERVICES	TOTAL OPERATING EXPENSES	TOTAL
	Dollar	FTE	Dollar	FTE					
51-0714-0100 Music	1,022,393	15	144,094	4	342,948	0	1,509,435	51,956	1,561,391
51-0714-0200 Music Trips	0	0	0	0	0	0	0	10,950	10,950
51-0714-0300 Opera	0	0	1,624	0	477	0	2,101	200	2,301
51-0714-0400 Theatre	264,415	4	33,291	1	87,525	0	385,231	9,255	394,486
51-0714-0500 Theatre Productions	0	0	11,383	1	3,346	0	14,729	16,411	31,140
51-0714-0600 Music/FAH Priority Program Enhancements	36,593	1	12,197	0	14,345	0	63,135	10,000	73,135
51-0714-0800 UNK String Project	0	0	0	0	0	0	0	1,500	1,500
51-0715-0100 Philosophy	233,915	3	1,944	0	69,343	0	305,202	3,259	308,461
51-0717-0100 Writing Center	0	0	12,359	1	3,633	0	15,992	0	15,992
51-0799-0200 College of Fine Arts/Hum Unallocated	298,216	1	0	0	87,676	0	385,892	0	385,892
TOTAL	4,812,372	71	779,692	20	1,644,064	0	7,236,128	459,418	7,695,546

UNK-Trust-Grant/Loan/End-758 Trust/Restricted

COST OBJECT	FACULTY		NON FACULTY		EMPLOYEE BENEFITS	PERSONAL SERVICE CREDITS	TOTAL PERSONAL SERVICES	TOTAL OPERATING EXPENSES	TOTAL
	Dollar	FTE	Dollar	FTE					
56-0714-0005001 NSPC UNK String Project Site 08-09	0	0	0	0	0	0	0	0	0
57-0715-0001001 Foun - Philosophy	20,000	0	0	0	3,760	0	23,760	0	23,760
TOTAL	20,000	0	0	0	3,760	0	23,760	0	23,760
SUB PROGRAM TOTAL	4,832,372	71	779,692	20	1,647,824	0	7,259,888	459,418	7,719,306

SUBPROGRAM #/NAME: 10 College of Education

UNK-State General Fund-751 State & University Generated/Unrestricted

COST OBJECT	FACULTY		NON FACULTY		EMPLOYEE BENEFITS	PERSONAL SERVICE CREDITS	TOTAL PERSONAL SERVICES	TOTAL OPERATING EXPENSES	TOTAL
	Dollar	FTE	Dollar	FTE					
51-1001-0100 Dean College of Education	0	0	204,394	3	60,092	0	264,486	12,685	277,171
51-1002-0100 Education General	0	0	7,842	1	2,306	0	10,148	27,255	37,403
51-1002-0200 COE - KASE office	0	0	133,458	4	39,236	0	172,694	9,500	182,194
51-1002-0201 Kase-Transition to Teaching	0	0	41,608	1	12,233	0	53,841	0	53,841
51-1010-0100 Communication Disorders	271,416	5	62,594	1	98,199	0	432,209	16,500	448,709
51-1010-0200 CDIS Priority Program	41,506	1	0	0	12,203	0	53,709	13,000	66,709
51-1011-0100 Counseling & School Psychology	458,776	7	66,291	1	154,370	0	679,437	20,500	699,937
51-1011-7520 Couns-Sch Psych Diversity Funds	10,890	0	0	0	3,203	0	14,093	0	14,093
51-1012-0100 COE IT Equipment	0	0	70,815	2	20,820	0	91,635	20,350	111,985
51-1012-0200 Education - Marketing/Recruitment Education	0	0	0	0	0	0	0	2,000	2,000
51-1012-0300 Education	0	0	0	0	0	0	0	38,000	38,000
51-1013-0200 Educational Administration	251,743	4	45,848	1	87,493	0	385,084	8,000	393,084
51-1015-0200 HPER & LS Priority Program	92,103	2	22,322	1	33,640	0	148,065	13,500	161,565
51-1015-0300 Health/Physical Education & Recreation	837,175	15	85,162	3	271,167	0	1,193,504	37,600	1,231,104
51-1015-0600 HPERLS Diversity Funds	22,793	0	0	0	6,701	0	29,494	0	29,494
51-1016-0100 Learning Strategies	0	0	131,045	4	38,528	0	169,573	1,154	170,727
51-1017-0100 Teacher Education	1,306,149	21	133,048	3	423,125	0	1,862,322	49,000	1,911,322
51-1019-0100 Teacher Ed Priority Program	115,950	2	36,000	1	44,673	0	196,623	90,667	287,290
51-1099-0200 College of Education Unallocated	519,875	2	5,338	1	154,412	0	679,625	0	679,625
TOTAL	3,928,376	59	1,045,765	25	1,462,401	0	6,436,542	389,711	6,796,253

COST OBJECT LISTING BY SUB PROGRAM
 2010-2011 GENERAL OPERATING BUDGET
 UNIVERSITY OF NEBRASKA AT KEARNEY

Print Date: 10/1/2010

SUBPROGRAM #/NAME: 10 College of Education
 UNK-State General Fund-751 Revolving/Designated

COST OBJECT	FACULTY		NON FACULTY		EMPLOYEE BENEFITS	PERSONAL SERVICE CREDITS	TOTAL PERSONAL SERVICES	TOTAL OPERATING EXPENSES	TOTAL
	Dollar	FTE	Dollar	FTE					
52-1002-0100	0	0	0	1	0	0	0	0	0
	0	0	0	1	0	0	0	0	0
TOTAL									
SUB PROGRAM TOTAL	3,928,376	59	1,045,765	26	1,462,401	0	6,436,542	359,711	6,796,253

Print Date: 10/1/2010

SUBPROGRAM #/NAME: 12 College of Graduate Studies
 UNK-State General Fund-751 State & University Generated/Unrestricted

COST OBJECT	FACULTY		NON FACULTY		EMPLOYEE BENEFITS	PERSONAL SERVICE CREDITS	TOTAL PERSONAL SERVICES	TOTAL OPERATING EXPENSES	TOTAL
	Dollar	FTE	Dollar	FTE					
51-1201-0100	0	0	237,370	3	69,784	0	307,154	9,367	316,521
51-1202-0100	0	0	520,139	14	152,921	0	673,060	22,928	695,988
51-1202-0200	0	0	0	0	0	0	0	6,000	6,000
51-1202-0300	0	0	2,610	2	767	0	3,377	0	3,377
51-1210-9001	43,375	1	16,435	1	16,640	0	76,450	22,735	99,185
51-1211-0100	90	0	126,771	2	37,296	0	164,157	0	164,157
51-1211-0300	0	0	0	0	0	0	0	130,091	130,091
51-1299-0600	219	0	0	0	65	0	284	0	284
TOTAL	43,684	1	903,325	23	277,473	0	1,224,482	191,121	1,415,603

Print Date: 10/1/2010

SUBPROGRAM #/NAME: 16 University Libraries
 UNK-State General Fund-751 State & University Generated/Unrestricted

COST OBJECT	FACULTY		NON FACULTY		EMPLOYEE BENEFITS	PERSONAL SERVICE CREDITS	TOTAL PERSONAL SERVICES	TOTAL OPERATING EXPENSES	TOTAL
	Dollar	FTE	Dollar	FTE					
52-1202-0200	0	0	0	1	0	0	0	0	0
	0	0	0	1	0	0	0	0	0
TOTAL									
SUB PROGRAM TOTAL	43,684	1	903,325	24	277,473	0	1,224,482	191,121	1,415,603

Print Date: 10/1/2010

SUBPROGRAM #/NAME: 21 Summer Sessions
 UNK-State General Fund-751 State & University Generated/Unrestricted

COST OBJECT	FACULTY		NON FACULTY		EMPLOYEE BENEFITS	PERSONAL SERVICE CREDITS	TOTAL PERSONAL SERVICES	TOTAL OPERATING EXPENSES	TOTAL
	Dollar	FTE	Dollar	FTE					
51-1601-0100	548,426	9	668,569	21	357,796	0	1,574,791	691,575	2,266,366
51-1602-7520	15,886	0	0	0	4,670	0	20,556	0	20,556
51-1699-0500	50,054	0	872	0	14,972	0	65,898	0	65,898
TOTAL	614,366	9	669,441	21	377,438	0	1,661,245	691,575	2,352,820
SUB PROGRAM TOTAL	614,366	9	669,441	21	377,438	0	1,661,245	691,575	2,352,820

Print Date: 10/1/2010

SUBPROGRAM #/NAME: 21 Summer Sessions
 UNK-State General Fund-751 State & University Generated/Unrestricted

COST OBJECT	FACULTY		NON FACULTY		EMPLOYEE BENEFITS	PERSONAL SERVICE CREDITS	TOTAL PERSONAL SERVICES	TOTAL OPERATING EXPENSES	TOTAL
	Dollar	FTE	Dollar	FTE					
51-2101-0100	1,049,243	14	0	0	166,095	0	1,215,338	0	1,215,338
	1,049,243	14	0	0	166,095	0	1,215,338	0	1,215,338
TOTAL									
SUB PROGRAM TOTAL	1,049,243	14	0	0	166,095	0	1,215,338	0	1,215,338

COST OBJECT LISTING BY SUB PROGRAM
 2010-2011 GENERAL OPERATING BUDGET
 UNIVERSITY OF NEBRASKA AT KEARNEY

SUB PROGRAM TOTAL		1,049,243	14	0	0	166,095	0	1,215,338	0	1,215,338
SUBPROGRAM #/NAME: 22 Other Instruction and Research Print Date: 10/1/2010										
UNK-State General Fund-751 State & University Generated/Unrestricted										
COST OBJECT	Dollar	FTE	FACULTY	Dollar	NON FACULTY	FTE	EMPLOYEE BENEFITS	PERSONAL SERVICE CREDITS	TOTAL PERSONAL SERVICES	TOTAL OPERATING EXPENSES
51-2210-0100 Academic Equipment	0	0	0	0	0	0	0	0	0	35,682
51-2210-0200 Improvement of Instruction	5,158	0	0	8,711	0	0	4,078	0	17,947	45,156
51-2210-0400 Faculty Senate	0	0	0	209	0	0	61	0	270	1,908
51-2210-0500 General Studies	0	0	0	47,812	1	1	17,116	0	64,928	6,529
51-2210-0600 Honors Program	6,956	0	0	88,540	2	2	28,076	0	123,572	9,859
51-2210-0700 Institutional Research	0	0	0	116,863	2	2	34,357	0	151,220	6,017
51-2210-0900 Women's Studies	0	0	0	24,771	0	0	7,283	0	32,054	3,600
51-2210-1000 Teaching & Learning Center	0	0	0	31,480	0	0	9,257	0	40,737	11,951
51-2210-1100 Program Review	0	0	0	0	0	0	0	0	0	10,000
51-2210-1200 Priority Program Enhancements	0	0	0	0	0	0	0	0	0	9,084
51-2210-1300 Mortarboard	0	0	0	0	0	0	0	0	0	1,313
51-2210-1500 First Year Experience	20,163	0	0	39,013	1	1	17,398	0	76,574	3,500
51-2210-1700 Ethnic Studies	0	0	0	27,944	0	0	8,216	0	36,160	5,600
51-2210-1800 International Studies	0	0	0	28,009	0	0	8,236	0	36,245	4,000
51-2210-1900 American Democracy Project	0	0	0	0	0	0	0	0	0	12,000
51-2230-0200 Nebraska Safety Center	62,291	1	1	93,941	2	2	45,934	0	202,166	30,000
51-2233-0100 Ctr for Rural Research & Development	0	0	0	20,637	1	1	6,067	0	26,704	0
51-2233-0200 CRRD Priority Program	0	0	0	52,317	1	1	15,380	0	67,697	9,061
51-2280-0100 University Foundations	0	0	0	0	0	0	0	0	0	0
TOTAL	94,568	1	1	580,247	9	9	201,459	0	876,274	205,260
UNK-State General Fund-751 Revolving/Designated										
COST OBJECT	Dollar	FTE	FACULTY	Dollar	NON FACULTY	FTE	EMPLOYEE BENEFITS	PERSONAL SERVICE CREDITS	TOTAL PERSONAL SERVICES	TOTAL OPERATING EXPENSES
52-2230-0100 S.T.O.P. Revolving	0	0	0	0	0	1	0	0	0	0
52-2230-0200 Traffic Safety	0	0	0	0	0	1	0	0	0	0
52-2230-0300 Occupational Safety & Health Revolving	0	0	0	0	0	0	0	0	0	0
52-2230-0400 Pupil Transportation Revolving	0	0	0	0	0	1	0	0	0	0
TOTAL	0	0	0	0	0	3	0	0	0	0
UNK-Federal Grants/Contracts-757 Federal/Restricted										
COST OBJECT	Dollar	FTE	FACULTY	Dollar	NON FACULTY	FTE	EMPLOYEE BENEFITS	PERSONAL SERVICE CREDITS	TOTAL PERSONAL SERVICES	TOTAL OPERATING EXPENSES
55-2230-0015001 Mine Safety/Health 2008-2009	0	0	0	0	0	0	0	0	0	0
55-2230-0016001 Mine Safety/Health 2009-2010	0	0	0	16,594	1	1	4,265	0	20,859	0
TOTAL	0	0	0	16,594	1	1	4,265	0	20,859	0
UNK-Trust-Grant/Conti/Loan/End-758 Trust/Restricted										
COST OBJECT	Dollar	FTE	FACULTY	Dollar	NON FACULTY	FTE	EMPLOYEE BENEFITS	PERSONAL SERVICE CREDITS	TOTAL PERSONAL SERVICES	TOTAL OPERATING EXPENSES
56-2230-0012001 NDE Pupil Transportation 2008-2009	0	0	0	6,132	0	0	1,153	0	7,285	0
56-2232-0021001 NBDC 2010	0	0	0	54,507	1	1	10,246	0	64,753	0
TOTAL	0	0	0	60,639	1	1	11,399	0	72,038	0

COST OBJECT LISTING BY SUB PROGRAM
 2010-2011 GENERAL OPERATING BUDGET
 UNIVERSITY OF NEBRASKA AT KEARNEY

SUB PROGRAM TOTAL		94,568	1	657,480	13	217,123	0	969,171	205,260	1,174,431
SUBPROGRAM #/NAME: 23 Student Aid Print Date: 10/1/2010										
UNK-State General Fund-751 State & University Generated/Unrestricted										
COST OBJECT	FACULTY	NON FACULTY	EMPLOYEE	PERSONAL	TOTAL	TOTAL	PERSONAL	TOTAL	PERSONAL	TOTAL
	Dollar	Dollar	BENEFITS	SERVICE	OPERATING	OPERATING	CREDITS	EXPENSES	EXPENSES	EXPENSES
	FTE	FTE								
51-2314-0300	0	0	0	0	0	174,719	0	0	0	174,719
51-2314-0400	0	0	0	0	0	74,000	0	0	0	74,000
51-2314-0500	0	0	0	0	0	601,244	0	0	0	601,244
51-2314-0700	0	0	0	0	0	506,851	0	0	0	506,851
TOTAL	0	0	0	0	0	1,356,814	0	0	0	1,356,814
UNK-Federal Letter of Credit-756 Federal/Restricted										
COST OBJECT	FACULTY	NON FACULTY	EMPLOYEE	PERSONAL	TOTAL	TOTAL	PERSONAL	TOTAL	PERSONAL	TOTAL
	Dollar	Dollar	BENEFITS	SERVICE	OPERATING	OPERATING	CREDITS	EXPENSES	EXPENSES	EXPENSES
	FTE	FTE								
54-2313-2010054	0	0	3,247	0	0	15,882	0	15,882	0	15,882
TOTAL	0	0	3,247	0	0	15,882	0	15,882	0	15,882
SUB PROGRAM TOTAL 0 0 3,247 0 15,882 1,372,696										
SUBPROGRAM #/NAME: 24 International Programs Print Date: 10/1/2010										
UNK-State General Fund-751 State & University Generated/Unrestricted										
COST OBJECT	FACULTY	NON FACULTY	EMPLOYEE	PERSONAL	TOTAL	TOTAL	PERSONAL	TOTAL	PERSONAL	TOTAL
	Dollar	Dollar	BENEFITS	SERVICE	OPERATING	OPERATING	CREDITS	EXPENSES	EXPENSES	EXPENSES
	FTE	FTE								
51-2401-0100	0	270,192	79,437	0	12,607	362,236	0	349,629	0	362,236
51-2401-0200	0	43,458	12,776	0	7,660	63,894	0	56,234	0	63,894
51-2401-0400	0	0	0	0	4,500	4,500	0	0	0	4,500
51-2401-7520	0	35,720	10,502	0	0	46,222	0	46,222	0	46,222
TOTAL	0	349,370	102,715	0	24,767	476,852	0	452,085	0	476,852
UNK-State General Fund-751 Revolving/Designated										
COST OBJECT	FACULTY	NON FACULTY	EMPLOYEE	PERSONAL	TOTAL	TOTAL	PERSONAL	TOTAL	PERSONAL	TOTAL
	Dollar	Dollar	BENEFITS	SERVICE	OPERATING	OPERATING	CREDITS	EXPENSES	EXPENSES	EXPENSES
	FTE	FTE								
52-2401-0100	0	0	0	0	0	0	0	0	0	0
52-2401-0600	0	0	0	0	0	0	0	0	0	0
TOTAL	0	0	0	0	0	0	0	0	0	0
UNK-Auxiliary-759 Auxiliaries & Services/Restricted										
COST OBJECT	FACULTY	NON FACULTY	EMPLOYEE	PERSONAL	TOTAL	TOTAL	PERSONAL	TOTAL	PERSONAL	TOTAL
	Dollar	Dollar	BENEFITS	SERVICE	OPERATING	OPERATING	CREDITS	EXPENSES	EXPENSES	EXPENSES
	FTE	FTE								
53-2401-0100	0	0	0	0	2,522	2,522	0	0	0	2,522
TOTAL	0	0	0	0	2,522	2,522	0	0	0	2,522
SUB PROGRAM TOTAL 0 1 102,715 0 452,085 479,374										
SUBPROGRAM #/NAME: 26 Continuing Studies and Public Services Print Date: 10/1/2010										

COST OBJECT LISTING BY SUB PROGRAM
 2010-2011 GENERAL OPERATING BUDGET
 UNIVERSITY OF NEBRASKA AT KEARNEY

Print Date: 10/1/2010

SUBPROGRAM #/NAME: 26 Continuing Studies and Public Services

UNK-State General Fund-751 State & University Generated/Unrestricted

COST OBJECT	FACULTY		NON FACULTY		EMPLOYEE BENEFITS	PERSONAL SERVICE CREDITS	PERSONAL SERVICES	TOTAL OPERATING EXPENSES	TOTAL
	Dollar	FTE	Dollar	FTE					
51-2601-0100	0	0	85,143	2	25,032	0	110,175	3,172	113,347
51-2610-0100	120,903	6	52,056	1	50,850	0	223,809	53,452	277,261
51-2613-0100	0	0	69,660	2	20,480	0	90,140	0	90,140
TOTAL	120,903	6	206,859	5	96,362	0	424,124	56,624	480,748
UNK-State General Fund-751 Revolving/Designated									
COST OBJECT	FACULTY		NON FACULTY		EMPLOYEE BENEFITS	PERSONAL SERVICE CREDITS	PERSONAL SERVICES	TOTAL OPERATING EXPENSES	TOTAL
	Dollar	FTE	Dollar	FTE					
52-2602-0300	0	0	0	0	0	0	0	0	0
52-2610-0200	0	0	0	2	0	0	0	0	0
52-2613-0100	0	0	0	1	0	0	0	0	0
TOTAL	0	0	0	3	0	0	0	0	0
SUB PROGRAM TOTAL									
	120,903	6	206,859	8	96,362	0	424,124	56,624	480,748

Print Date: 10/1/2010

SUBPROGRAM #/NAME: 28 Museums and Art Gallery

UNK-State General Fund-751 State & University Generated/Unrestricted

COST OBJECT	FACULTY		NON FACULTY		EMPLOYEE BENEFITS	PERSONAL SERVICE CREDITS	PERSONAL SERVICES	TOTAL OPERATING EXPENSES	TOTAL
	Dollar	FTE	Dollar	FTE					
51-2810-0100	0	0	0	0	0	0	0	3,396	3,396
51-2810-0200	0	0	150,096	3	44,127	0	194,223	2,528	196,751
51-2811-0100	0	0	27,083	1	7,962	0	35,045	3,558	38,603
TOTAL	0	0	177,179	4	52,089	0	229,268	9,482	238,750
UNK-Trust-Grant/Conti/Loan/End-758 Trust/Restricted									
COST OBJECT	FACULTY		NON FACULTY		EMPLOYEE BENEFITS	PERSONAL SERVICE CREDITS	PERSONAL SERVICES	TOTAL OPERATING EXPENSES	TOTAL
	Dollar	FTE	Dollar	FTE					
57-2811-0001001	0	0	13,224	0	2,485	0	15,709	0	15,709
TOTAL	0	0	13,224	0	2,485	0	15,709	0	15,709
SUB PROGRAM TOTAL									
	0	0	190,403	4	54,574	0	244,977	9,482	254,459

Print Date: 10/1/2010

SUBPROGRAM #/NAME: 29 Academic Computing Support

UNK-State General Fund-751 State & University Generated/Unrestricted

COST OBJECT	FACULTY		NON FACULTY		EMPLOYEE BENEFITS	PERSONAL SERVICE CREDITS	PERSONAL SERVICES	TOTAL OPERATING EXPENSES	TOTAL
	Dollar	FTE	Dollar	FTE					
51-2910-0100	0	0	511,149	12	150,279	0	661,428	83,688	745,116
51-2911-0100	0	0	344,776	7	101,365	0	446,141	26,405	472,546
TOTAL	0	0	855,925	20	251,644	0	1,107,569	110,093	1,217,662
UNK-State General Fund-751 Revolving/Designated									
COST OBJECT	FACULTY		NON FACULTY		EMPLOYEE BENEFITS	PERSONAL SERVICE CREDITS	PERSONAL SERVICES	TOTAL OPERATING EXPENSES	TOTAL
	Dollar	FTE	Dollar	FTE					
52-2910-0300	0	0	0	3	0	0	0	0	0
TOTAL	0	0	0	3	0	0	0	0	0

COST OBJECT LISTING BY SUB PROGRAM
 2010-2011 GENERAL OPERATING BUDGET
 UNIVERSITY OF NEBRASKA AT KEARNEY

Print Date: 10/1/2010

SUBPROGRAM #/NAME: 29 Academic Computing Support
 UNK-Auxiliary-759 Auxiliaries & Services/Restricted

COST OBJECT	FACULTY		NON FACULTY		EMPLOYEE BENEFITS	PERSONAL SERVICE CREDITS	TOTAL PERSONAL SERVICES	TOTAL OPERATING EXPENSES	TOTAL
	Dollar	FTE	Dollar	FTE					
53-2910-0200	0	0	0	0	0	0	0	70,000	70,000
53-2950-0100	0	0	0	1	0	0	0	0	0
53-2999-0500	0	0	404,710	49	126,795	0	531,505	1,371,604	1,903,109
TOTAL	0	0	404,710	50	126,795	0	531,505	1,441,604	1,973,109
SUB PROGRAM TOTAL	0	0	1,260,635	73	378,439	0	1,639,074	1,551,697	3,190,771

Print Date: 10/1/2010

SUBPROGRAM #/NAME: 33 Physical Plant Administration
 UNK-State General Fund-751 State & University Generated/Unrestricted

COST OBJECT	FACULTY		NON FACULTY		EMPLOYEE BENEFITS	PERSONAL SERVICE CREDITS	TOTAL PERSONAL SERVICES	TOTAL OPERATING EXPENSES	TOTAL
	Dollar	FTE	Dollar	FTE					
51-3301-0100	0	0	280,199	6	82,379	0	362,578	29,004	391,582
51-3301-0200	0	0	103,084	2	30,306	0	133,390	11,515	144,905
51-3301-0300	0	0	0	0	0	0	0	1,103	1,103
51-3301-0400	0	0	0	0	0	0	0	48,477	48,477
51-3301-0500	0	0	77,718	2	22,851	0	100,569	28,726	129,295
51-3310-0100	0	0	66,604	3	19,581	0	86,185	7,000	93,185
51-3311-0100	0	0	272,749	8	80,187	0	352,936	28,665	381,601
51-3311-0200	0	0	75,462	2	22,186	0	97,648	9,800	107,448
51-3312-0100	0	0	730,955	33	214,901	0	945,856	109,448	1,055,304
51-3313-0100	0	0	152,835	4	44,932	0	197,767	79,615	277,382
51-3313-0200	0	0	313,819	9	92,263	0	406,082	93,835	499,917
51-3313-0300	0	0	0	0	0	0	0	63,500	63,500
51-3314-0200	0	0	0	0	0	0	0	2,523,952	2,523,952
51-3315-0100	0	0	200,973	8	59,087	0	260,060	55,090	315,150
51-3315-0200	0	0	0	0	0	0	0	2,000	2,000
51-3315-0300	0	0	0	0	0	0	0	2,000	2,000
51-3316-0100	0	0	42,647	2	12,541	0	55,188	0	55,188
51-3399-0500	0	0	7,443	0	2,188	0	9,631	25,470	35,101
TOTAL	0	0	2,324,488	79	663,402	0	3,007,890	3,119,200	6,127,090

UNK-Auxiliary-759 Auxiliaries & Services/Restricted

COST OBJECT	FACULTY		NON FACULTY		EMPLOYEE BENEFITS	PERSONAL SERVICE CREDITS	TOTAL PERSONAL SERVICES	TOTAL OPERATING EXPENSES	TOTAL
	Dollar	FTE	Dollar	FTE					
53-3301-0100	0	0	79,488	2	24,887	0	104,375	16,250	120,625
53-3301-0300	0	0	0	0	0	0	0	11,250	11,250
53-3301-0400	0	0	0	0	0	0	0	5,845	5,845
53-3301-0500	0	0	0	0	0	0	0	27,250	27,250
53-3311-0100	0	0	340,530	11	106,619	0	447,149	85,500	532,649
53-3311-0200	0	0	0	0	0	0	0	44,000	44,000
53-3312-0200	0	0	430,593	20	134,819	0	565,412	75,818	641,230
53-3313-0100	0	0	9,402	0	2,944	0	12,346	44,000	56,346
53-3313-0200	0	0	48,371	1	15,145	0	63,516	51,250	114,766
53-3313-0300	0	0	0	0	0	0	0	5,000	5,000
53-3314-0100	0	0	0	0	0	0	0	1,420,257	1,420,257
53-3315-0100	0	0	31,739	2	9,937	0	41,676	35,000	76,676
TOTAL	0	0	940,123	37	294,351	0	1,234,474	1,821,420	3,055,894

COST OBJECT LISTING BY SUB PROGRAM
 2010-2011 GENERAL OPERATING BUDGET
 UNIVERSITY OF NEBRASKA AT KEARNEY

SUB PROGRAM TOTAL										
SUBPROGRAM #/NAME: 41 Executive Administration										
UNK-State General Fund-751 State & University Generated/Unrestricted										
COST OBJECT	Facility Dollar	Faculty FTE	Non Faculty Dollar	Non Faculty FTE	Employee Benefits	Personal Service Credits	Personal Services	Total Personal Services	Total Operating Expenses	Total
51-4101-0100 Chancellor's Office	0	0	414,488	4	121,861	0	536,349	536,349	38,730	575,079
51-4102-0100 Chancellor's Executive Management/Dev	0	0	25,972	1	7,637	0	33,609	33,609	27,639	61,248
TOTAL	0	0	440,460	5	129,498	0	569,958	569,958	66,369	636,327
UNK-Trust-Grant/Cont/Loan/End-758 Trust/Restricted										
57-4102-0001001 Foun - Chancellor	0	0	28,637	0	1,318	0	29,955	29,955	0	29,955
TOTAL	0	0	28,637	0	1,318	0	29,955	29,955	0	29,955
SUB PROGRAM TOTAL										
0 0 3,264,611 115 977,753 0 4,242,364 4,940,620 9,182,984										

SUBPROGRAM #/NAME: 42 Student Affairs										
UNK-State General Fund-751 State & University Generated/Unrestricted										
COST OBJECT	Facility Dollar	Faculty FTE	Non Faculty Dollar	Non Faculty FTE	Employee Benefits	Personal Service Credits	Personal Services	Total Personal Services	Total Operating Expenses	Total
51-4201-0100 Student Life	0	0	53,960	1	15,863	0	69,823	69,823	5,000	74,823
51-4202-0200 Student Life Travel	0	0	0	0	0	0	0	0	8,940	8,940
51-4202-0400 Social/Cultural Development	0	0	17,752	1	5,220	0	22,972	22,972	0	22,972
51-4202-0500 Dean of Students	0	0	81,580	2	23,984	0	105,564	105,564	1,132	106,696
51-4210-0100 Admissions	0	0	425,766	12	125,175	0	550,941	550,941	236,521	787,462
51-4210-0200 Viewbook	0	0	0	0	0	0	0	0	17,110	17,110
51-4210-0300 National Student Exchange	0	0	0	0	0	0	0	0	2,725	2,725
51-4210-7520 Admissions Diversity Funds	0	0	43,032	2	12,651	0	55,683	55,683	0	55,683
51-4212-0100 Academic & Career Services	0	0	250,004	6	73,500	0	323,504	323,504	2,475	325,979
51-4213-0100 Counseling Services	0	0	88,405	3	25,991	0	114,396	114,396	4,594	118,990
51-4215-0100 Office of Financial Aid	0	0	294,266	8	86,514	0	380,780	380,780	20,870	401,650
51-4216-0100 Multicultural Affairs	0	0	123,908	3	36,428	0	160,336	160,336	4,124	164,460
51-4217-0100 Commencement	0	0	0	0	0	0	0	0	7,875	7,875
51-4217-0300 Student Records	0	0	387,576	10	113,947	0	501,523	501,523	7,551	509,074
51-4253-0100 Intramurals State/Aux DAS Transfer	0	0	39,640	2	12,300	0	51,940	51,940	10,530	62,470
51-4280-0500 SIS Project-Financial Aid	0	0	0	0	0	0	0	0	0	0
51-4280-0600 SIS Project-Finance Office	0	0	0	0	0	0	0	0	0	0
51-4280-0700 SIS Project-ITS	0	0	0	1	0	0	0	0	0	0
51-4280-0800 SIS Project-Student Records	0	0	0	0	0	0	0	0	0	0
51-4299-0500 Budget Adjustment - Student Services	0	0	3,090	0	908	0	3,998	3,998	0	3,998
TOTAL	0	0	1,808,979	50	532,481	0	2,341,460	2,341,460	329,447	2,670,907

UNK-State General Fund-751 Revolving/Designated										
COST OBJECT	Facility Dollar	Faculty FTE	Non Faculty Dollar	Non Faculty FTE	Employee Benefits	Personal Service Credits	Personal Services	Total Personal Services	Total Operating Expenses	Total
52-4212-0200 Senior Registration	0	0	0	1	0	0	0	0	0	0
52-4219-0100 Academic Success Fee-Acad Success Office	0	0	0	2	0	0	0	0	0	0
52-4299-0500 Budget Adjustment Revolving - Student Af	0	0	0	0	0	0	0	0	1,231,803	1,231,803

COST OBJECT LISTING BY SUB PROGRAM
 2010-2011 GENERAL OPERATING BUDGET
 UNIVERSITY OF NEBRASKA AT KEARNEY

Print Date: 10/1/2010

SUBPROGRAM #/NAME: 42 Student Affairs

		FACULTY		NON FACULTY		EMPLOYEE BENEFITS		PERSONAL SERVICE CREDITS		TOTAL OPERATING EXPENSES	
TOTAL		Dollar	FTE	Dollar	FTE	EMPLOYEE BENEFITS	PERSONAL SERVICE CREDITS	PERSONAL SERVICE CREDITS	TOTAL OPERATING EXPENSES	TOTAL	
UNK-Federal Letter of Credit-756 Federal/Restricted											
COST OBJECT		Dollar	FTE	Dollar	FTE	EMPLOYEE BENEFITS	PERSONAL SERVICE CREDITS	PERSONAL SERVICE CREDITS	TOTAL OPERATING EXPENSES	TOTAL	
54-4218-0013001	Student Support Services 2009-2010	0	0	169,548	5	43,573	0	0	213,121	213,121	
54-4251-0003001	UNK Suicide Prevention Pgm 2008-2009	0	0	25,740	1	6,615	0	0	32,355	32,355	
TOTAL		0	0	195,288	6	50,188	0	0	245,476	245,476	

UNK-Auxiliary-759 Auxiliaries & Services/Restricted											
		FACULTY		NON FACULTY		EMPLOYEE BENEFITS		PERSONAL SERVICE CREDITS		TOTAL OPERATING EXPENSES	
TOTAL		Dollar	FTE	Dollar	FTE	EMPLOYEE BENEFITS	PERSONAL SERVICE CREDITS	PERSONAL SERVICE CREDITS	TOTAL OPERATING EXPENSES	TOTAL	
COST OBJECT		Dollar	FTE	Dollar	FTE	EMPLOYEE BENEFITS	PERSONAL SERVICE CREDITS	PERSONAL SERVICE CREDITS	TOTAL OPERATING EXPENSES	TOTAL	
53-4202-0100	Aux Ent Student Life Travel	0	0	0	0	0	0	0	8,699	8,699	
53-4202-0200	Contingency Maintenance	0	0	0	0	0	0	0	20,000	20,000	
53-4210-0100	Summer Orientation	0	0	51,708	2	16,189	0	0	13,382	81,279	
53-4214-0100	Admissions Recruiting	0	0	21,057	1	6,592	0	0	27,649	27,649	
53-4250-0100	Student Housing Administration	0	0	659,309	23	173,162	0	0	13,495	845,966	
53-4250-0110	Rev Bd Telephone	0	0	0	0	0	0	0	313,000	313,000	
53-4250-0200	Residence Halls Programming	0	0	0	0	0	0	0	44,082	44,082	
53-4250-0300	LKD-Building Maintenance	0	0	10,334	1	3,235	0	0	13,569	13,569	
53-4250-0400	Custodial Services	0	0	50,750	4	15,890	0	0	66,640	66,640	
53-4250-0700	Room Damage Repair	0	0	0	0	0	0	0	4,000	4,000	
53-4250-0800	Cable Television	0	0	0	0	0	0	0	156,000	156,000	
53-4250-0900	Greek Life Licensing Agreement	0	0	0	0	0	0	0	11,000	11,000	
53-4251-0100	CHC-Counseling & Health Care	0	0	0	2	0	0	0	0	0	
53-4251-0101	CHC-Student Health Services	0	0	0	4	0	0	0	0	0	
53-4251-0102	CHC-Counseling Center	0	0	0	2	0	0	0	0	0	
53-4251-0103	CHC-Peer Health Education	0	0	0	1	0	0	0	0	0	
53-4251-0104	CHC-Women's Center	0	0	0	0	0	0	0	0	0	
53-4252-0100	Food Services-Facilities	0	0	0	0	0	0	0	35,584	35,584	
53-4252-0200	Union Retail Sales	0	0	0	0	0	0	0	15,000	15,000	
53-4252-0300	Student Center	0	0	265,146	12	83,019	0	0	55,563	403,728	
53-4252-0400	Promotion/Programming	0	0	21,369	1	6,690	0	0	14,465	42,524	
53-4253-0100	Student Program Intramurals	0	0	38,618	2	7,779	0	0	46,397	46,397	
53-4253-0200	Intramurals	0	0	66,999	2	23,033	0	0	10,954	100,986	
53-4253-0300	Intramurals State/Aux DAS Transfer	0	0	-66,999	2	-12,300	0	0	-21,687	-100,986	
53-4299-0100	Budget Adjustments - Independent Operati	0	0	8,772	1	44,759	0	0	807,022	860,553	
53-4299-0500	Budget Adj-Other-Auxiliary	0	0	2,808	0	878	0	0	3,304,443	3,308,129	
TOTAL		0	0	1,129,871	57	368,926	0	0	4,805,002	6,303,799	
SUB PROGRAM TOTAL											
		0	0	3,134,138	116	951,595	0	0	6,366,252	10,451,985	

Print Date: 10/1/2010

SUBPROGRAM #/NAME: 43 Business and Finance

UNK-State General Fund-751 State & University Generated/Unrestricted											
		FACULTY		NON FACULTY		EMPLOYEE BENEFITS		PERSONAL SERVICE CREDITS		TOTAL OPERATING EXPENSES	
TOTAL		Dollar	FTE	Dollar	FTE	EMPLOYEE BENEFITS	PERSONAL SERVICE CREDITS	PERSONAL SERVICE CREDITS	TOTAL OPERATING EXPENSES	TOTAL	
COST OBJECT		Dollar	FTE	Dollar	FTE	EMPLOYEE BENEFITS	PERSONAL SERVICE CREDITS	PERSONAL SERVICE CREDITS	TOTAL OPERATING EXPENSES	TOTAL	
51-4301-0100	VC Business/Finance	0	0	187,843	2	55,228	0	0	9,872	252,943	
51-4301-0200	Assistant VC Business/Finance	0	0	136,441	2	40,113	0	0	5,000	181,554	
51-4302-0100	Financial Management Systems	0	0	0	0	0	0	0	3,484	3,484	
51-4302-0200	Business & Finance Enhancement Fund	0	0	0	0	0	0	0	30,000	30,000	
51-4302-0300	Emergency Operations/Training	0	0	0	0	0	0	0	21,750	21,750	

COST OBJECT LISTING BY SUB PROGRAM
 2010-2011 GENERAL OPERATING BUDGET
 UNIVERSITY OF NEBRASKA AT KEARNEY

Print Date: 10/1/2010

SUBPROGRAM #/NAME: 43 Business and Finance

UNK-State General Fund-751 State & University Generated/Unrestricted

COST OBJECT	FACULTY		NON FACULTY		EMPLOYEE BENEFITS	PERSONAL SERVICE CREDITS	TOTAL PERSONAL SERVICES	TOTAL OPERATING EXPENSES	TOTAL
	Dollar	FTE	Dollar	FTE					
51-4310-0100	0	0	113,846	2	33,470	0	147,316	7,916	155,232
51-4311-0100	0	0	362,514	10	106,580	0	469,094	25,921	495,015
51-4311-0200	0	0	0	0	0	0	0	5,000	5,000
51-4311-0400	0	0	0	0	0	0	0	17,229	17,229
51-4311-0500	0	0	0	0	0	0	0	35,000	35,000
51-4312-0100	0	0	164,053	4	48,232	0	212,285	16,782	229,067
51-4313-0100	0	0	204,501	5	60,124	0	264,625	40,188	304,813
51-4313-0200	0	0	10,156	0	2,986	0	13,142	4,851	17,993
51-4313-0300	0	0	8,610	1	2,531	0	11,141	11,918	23,059
51-4313-0400	0	0	0	0	0	0	0	2,060	2,060
51-4313-0500	0	0	0	0	0	0	0	10,000	10,000
51-4314-0100	0	0	121,677	3	35,772	0	157,449	36,212	193,661
51-4399-0500	0	0	5,977	1	1,757	0	7,734	0	7,734
TOTAL	0	0	1,315,618	30	386,793	0	1,702,411	283,183	1,985,594

UNK-State General Fund-751 Revolving/Designated

COST OBJECT	FACULTY		NON FACULTY		EMPLOYEE BENEFITS	PERSONAL SERVICE CREDITS	TOTAL PERSONAL SERVICES	TOTAL OPERATING EXPENSES	TOTAL
	Dollar	FTE	Dollar	FTE					
52-4311-0600	0	0	0	1	0	0	0	0	0
TOTAL	0	0	0	1	0	0	0	0	0

UNK-Trust-Grant/Cont/Loan/End-758 Trust/Restricted

COST OBJECT	FACULTY		NON FACULTY		EMPLOYEE BENEFITS	PERSONAL SERVICE CREDITS	TOTAL PERSONAL SERVICES	TOTAL OPERATING EXPENSES	TOTAL
	Dollar	FTE	Dollar	FTE					
57-4302-0001001	0	0	16,160	0	14,033	0	30,193	2,492	32,685
TOTAL	0	0	16,160	0	14,033	0	30,193	2,492	32,685

UNK-Auxiliary-759 Auxiliaries & Services/Restricted

COST OBJECT	FACULTY		NON FACULTY		EMPLOYEE BENEFITS	PERSONAL SERVICE CREDITS	TOTAL PERSONAL SERVICES	TOTAL OPERATING EXPENSES	TOTAL
	Dollar	FTE	Dollar	FTE					
53-4301-0100	0	0	45,355	0	14,201	0	59,556	0	59,556
53-4301-0200	0	0	21,688	0	6,790	0	28,478	0	28,478
53-4302-0200	0	0	0	0	20,239	0	20,239	128,123	148,362
53-4310-0100	0	0	13,339	0	4,176	0	17,515	0	17,515
53-4311-0100	0	0	159,554	3	49,957	0	209,511	68,898	278,409
53-4311-0200	0	0	0	0	0	0	0	7,900	7,900
53-4311-0300	0	0	0	0	0	0	0	35,000	35,000
53-4311-1500	0	0	0	0	0	0	0	0	0
53-4312-0100	0	0	11,413	1	3,574	0	14,987	0	14,987
53-4312-1100	0	0	81,879	2	25,637	0	107,516	0	107,516
53-4313-0100	0	0	0	0	0	0	0	0	0
53-4313-1100	0	0	13,000	0	4,070	0	17,070	0	17,070
53-4314-0100	0	0	273,011	8	85,480	0	358,491	30,952	389,443
53-4314-0200	0	0	0	0	0	0	0	4,100	4,100
TOTAL	0	0	619,239	20	214,124	0	833,363	274,973	1,108,336

SUB PROGRAM TOTAL

0	0	1,951,017	51	614,950	0	2,565,967	560,648	3,126,615
----------	----------	------------------	-----------	----------------	----------	------------------	----------------	------------------

COST OBJECT LISTING BY SUB PROGRAM
 2010-2011 GENERAL OPERATING BUDGET
 UNIVERSITY OF NEBRASKA AT KEARNEY

Print Date: 10/1/2010

SUBPROGRAM #/NAME: 44 General Expense

UNK-State General Fund-751 State & University Generated/Unrestricted

COST OBJECT	FACULTY		NON FACULTY		EMPLOYEE BENEFITS	PERSONAL SERVICE CREDITS	TOTAL PERSONAL SERVICES	TOTAL OPERATING EXPENSES	TOTAL
	Dollar	FTE	Dollar	FTE					
51-4420-0200	0	0	0	0	0	0	0	34,515	34,515
51-4420-0300	0	0	0	0	0	0	0	299,909	299,909
51-4420-0500	0	0	0	0	159,438	0	159,438	0	159,438
51-4420-0600	0	0	0	0	46,000	0	46,000	0	46,000
51-4420-0700	0	0	0	0	0	0	0	2,500	2,500
51-4420-0800	0	0	0	0	0	0	0	22,005	22,005
51-4420-1600	0	0	0	0	0	0	0	225,752	225,752
51-4420-1608	0	0	0	0	0	0	0	103,825	103,825
51-4420-1610	0	0	0	0	0	0	0	3,000	3,000
51-4420-1611	0	0	0	0	0	0	0	3,100	3,100
51-4420-1690	0	0	0	0	0	0	0	12,000	12,000
51-4431-0100	0	0	163,266	2	47,999	0	211,265	33,067	244,332
51-4432-0200	0	0	0	0	0	0	0	20,047	20,047
51-4432-0400	0	0	5,676	0	1,669	0	7,345	11,319	18,664
51-4432-0500	0	0	72,170	2	21,218	0	93,388	57,030	150,418
51-4435-0100	0	0	62,426	1	18,354	0	80,780	6,865	87,645
51-4436-0200	0	0	59,000	1	17,346	0	76,346	0	76,346
51-4436-0400	0	0	0	0	0	0	0	13,583	13,583
51-4470-0100	0	0	24,276	1	7,137	0	31,413	5,004	36,417
51-4470-0200	0	0	10,047	0	2,955	0	13,002	1,789	14,791
51-4470-0300	0	0	10,047	0	2,955	0	13,002	1,860	14,862
51-4470-0400	0	0	0	0	0	0	0	1,000	1,000
51-4471-0100	0	0	59,219	1	17,410	0	76,629	24,670	101,299
TOTAL	0	0	466,127	8	342,481	0	808,608	882,840	1,691,448

UNK-State General Fund-751 Revolving/Designated

COST OBJECT	FACULTY		NON FACULTY		EMPLOYEE BENEFITS	PERSONAL SERVICE CREDITS	TOTAL PERSONAL SERVICES	TOTAL OPERATING EXPENSES	TOTAL
	Dollar	FTE	Dollar	FTE					
52-4420-0200	0	0	0	0	12,500	0	12,500	0	12,500
52-4432-0400	0	0	0	0	0	0	0	0	0
52-4436-0100	0	0	0	1	0	0	0	0	0
52-4436-0400	0	0	0	1	0	0	0	0	0
TOTAL	0	0	0	2	12,500	0	12,500	0	12,500

UNK-Auxiliary-759 Auxiliaries & Services/Restricted

COST OBJECT	FACULTY		NON FACULTY		EMPLOYEE BENEFITS	PERSONAL SERVICE CREDITS	TOTAL PERSONAL SERVICES	TOTAL OPERATING EXPENSES	TOTAL
	Dollar	FTE	Dollar	FTE					
53-4420-0100	0	0	0	0	0	0	0	784	784
53-4420-0200	0	0	0	0	0	0	0	191,794	191,794
53-4420-0290	0	0	0	0	0	0	0	13,000	13,000
53-4420-0700	0	0	0	0	0	0	0	22,000	22,000
53-4420-1500	0	0	0	0	0	0	0	20,000	20,000
TOTAL	0	0	0	0	0	0	0	247,578	247,578

SUB PROGRAM TOTAL	0	0	466,127	10	354,981	0	821,108	1,130,418	1,951,526
--------------------------	----------	----------	----------------	-----------	----------------	----------	----------------	------------------	------------------

SUBPROGRAM #/NAME: 74 Agency Funds

Print Date: 10/1/2010

COST OBJECT LISTING BY SUB PROGRAM
 2010-2011 GENERAL OPERATING BUDGET
 UNIVERSITY OF NEBRASKA AT KEARNEY

Print Date: 10/1/2010

SUBPROGRAM #/NAME: 74 Agency Funds

UNK-Trust-Grant/Cont/Loan/End-758 Trust/Restricted

COST OBJECT	FACULTY		NON FACULTY		EMPLOYEE BENEFITS	PERSONAL SERVICE CREDITS	TOTAL PERSONAL SERVICES	TOTAL OPERATING EXPENSES	TOTAL
	Dollar	FTE	Dollar	FTE					
57-7410-0101001 Student Weight Room Fee	0	0	0	0	0	0	0	0	0
TOTAL	0	0	0	0	0	0	0	0	0
SUB PROGRAM TOTAL									
0 0 0 0 0 0 0 0 0 0									

SUBPROGRAM #/NAME: 77 Intercollegiate Athletics

UNK-State General Fund-751 State & University Generated/Unrestricted

COST OBJECT	FACULTY		NON FACULTY		EMPLOYEE BENEFITS	PERSONAL SERVICE CREDITS	TOTAL PERSONAL SERVICES	TOTAL OPERATING EXPENSES	TOTAL
	Dollar	FTE	Dollar	FTE					
51-7701-0100 Athletics State/Aux DAS Transfer	0	0	1,211,566	14	346,598	0	1,558,164	0	1,558,164
51-7701-7520 Athletics Diversity Funds	0	0	13,195	0	2,089	0	15,284	0	15,284
TOTAL	0	0	1,224,761	14	348,687	0	1,573,448	0	1,573,448

UNK-Trust-Grant/Cont/Loan/End-758 Trust/Restricted

COST OBJECT	FACULTY		NON FACULTY		EMPLOYEE BENEFITS	PERSONAL SERVICE CREDITS	TOTAL PERSONAL SERVICES	TOTAL OPERATING EXPENSES	TOTAL
	Dollar	FTE	Dollar	FTE					
57-7702-0001001 Foun - Athletic Development	0	0	0	0	0	0	0	0	0
57-7702-0003001 Foundation - New West	0	0	59,745	1	11,233	0	70,978	0	70,978
57-7702-0006001 Foun- Tennis	0	0	1,843	0	347	0	2,190	0	2,190
57-7712-0001001 Foun - Men's BB	0	0	3,547	0	668	0	4,215	0	4,215
57-7712-0003001 Foun - Baseball	0	0	5,089	0	956	0	6,045	0	6,045
57-7713-0001001 Foun-Volleyball	0	0	5,089	0	956	0	6,045	0	6,045
TOTAL	0	0	75,313	2	14,160	0	89,473	0	89,473

UNK-Auxiliary-759 Auxiliaries & Services/Restricted

COST OBJECT	FACULTY		NON FACULTY		EMPLOYEE BENEFITS	PERSONAL SERVICE CREDITS	TOTAL PERSONAL SERVICES	TOTAL OPERATING EXPENSES	TOTAL
	Dollar	FTE	Dollar	FTE					
53-7701-0100 Intercollegiate Athletics	0	0	394,296	9	123,455	0	517,751	680,059	1,197,810
53-7701-0200 Athletics State/Aux DAS Transfer	0	0	-1,254,850	0	-315,343	0	-1,570,193	-426,933	-1,997,126
53-7702-0200 Equipment Room	0	0	44,163	2	13,827	0	57,990	0	57,990
53-7702-0400 Sponsorships-New	0	0	0	0	0	0	0	0	0
53-7710-0100 Sports Information Office	0	0	38,693	1	12,115	0	50,808	0	50,808
53-7711-0100 Strength Training	0	0	36,382	1	11,392	0	47,774	0	47,774
53-7711-0200 Medical/Training Room	0	0	59,428	1	18,607	0	78,035	0	78,035
53-7712-0100 Football	0	0	198,166	4	62,046	0	260,212	0	260,212
53-7712-0300 Basketball - Men	0	0	108,389	1	33,937	0	142,326	0	142,326
53-7712-0400 Wrestling	0	0	40,920	1	12,812	0	53,732	0	53,732
53-7712-0500 Track - Men	0	0	38,977	1	12,203	0	51,180	0	51,180
53-7712-0600 Tennis - Men	0	0	6,871	0	2,152	0	9,023	0	9,023
53-7712-0700 Baseball	0	0	25,819	1	8,084	0	33,903	0	33,903
53-7712-0800 Golf - Men	0	0	5,975	1	1,872	0	7,847	0	7,847
53-7713-0100 Volleyball	0	0	76,301	2	23,891	0	100,192	0	100,192
53-7713-0300 Basketball - Women	0	0	92,233	2	28,877	0	121,110	0	121,110
53-7713-0400 Track - Women	0	0	38,975	1	12,204	0	51,179	0	51,179
53-7713-0500 Tennis - Women	0	0	6,871	0	2,152	0	9,023	0	9,023
53-7713-0600 Softball	0	0	32,030	1	10,028	0	42,058	0	42,058
53-7713-0700 Golf - Women	0	0	6,017	0	1,886	0	7,903	0	7,903

COST OBJECT LISTING BY SUB PROGRAM
 2010-2011 GENERAL OPERATING BUDGET
 UNIVERSITY OF NEBRASKA AT KEARNEY

Print Date: 10/1/2010

SUBPROGRAM #/NAME: 77 Intercollegiate Athletics
 UNK-Auxiliary-759 Auxiliaries & Services/Restricted

COST OBJECT	FACULTY		NON FACULTY		EMPLOYEE BENEFITS	PERSONAL SERVICE CREDITS	TOTAL PERSONAL SERVICES	TOTAL OPERATING EXPENSES	TOTAL
	Dollar	FTE	Dollar	FTE					
53-7713-0800	0	0	29,804	0	9,332	0	39,136	0	39,136
53-7713-1100	0	0	0	0	0	0	0	0	0
53-7713-1500	0	0	0	0	0	0	0	0	0
53-7713-1800	0	0	0	2	0	0	0	0	0
53-7799-0500	0	0	0	0	0	0	0	219,086	219,086
TOTAL	0	0	25,460	31	85,529	0	110,989	472,212	583,201
SUB PROGRAM TOTAL									
	0	0	1,325,534	46	448,376	0	1,773,910	472,212	2,246,122

SUBPROGRAM #/NAME: 98 Company Balance Sheets
 UNK-Auxiliary-759 Auxiliaries & Services/Restricted

Print Date: 10/1/2010

COST OBJECT	FACULTY		NON FACULTY		EMPLOYEE BENEFITS	PERSONAL SERVICE CREDITS	TOTAL PERSONAL SERVICES	TOTAL OPERATING EXPENSES	TOTAL
	Dollar	FTE	Dollar	FTE					
53-9813-2800	0	0	74,211	2	23,235	0	97,446	80,000	177,446
53-9813-3100	0	0	112,797	3	35,318	0	148,115	0	148,115
TOTAL	0	0	187,008	6	58,553	0	245,561	80,000	325,561
SUB PROGRAM TOTAL									
	0	0	187,008	6	58,553	0	245,561	80,000	325,561

SUBPROGRAM #/NAME: 99 Income Activity
 UNK-State General Fund-751 Revolving/Designated

Print Date: 10/1/2010

COST OBJECT	FACULTY		NON FACULTY		EMPLOYEE BENEFITS	PERSONAL SERVICE CREDITS	TOTAL PERSONAL SERVICES	TOTAL OPERATING EXPENSES	TOTAL
	Dollar	FTE	Dollar	FTE					
52-9960-0100	0	0	0	0	0	0	0	597,000	597,000
52-9970-0100	0	0	0	0	0	0	0	155,000	155,000
52-9990-0100	213,219	0	1,093,656	0	280,211	0	1,587,086	971,611	2,558,697
52-9990-0200	0	0	0	0	0	0	0	500,000	500,000
TOTAL	213,219	0	1,093,656	0	280,211	0	1,587,086	2,223,611	3,810,697

UNK-Federal Letter of Credit-756 Federal/Restricted

COST OBJECT	FACULTY		NON FACULTY		EMPLOYEE BENEFITS	PERSONAL SERVICE CREDITS	TOTAL PERSONAL SERVICES	TOTAL OPERATING EXPENSES	TOTAL
	Dollar	FTE	Dollar	FTE					
54-9990-0100	146,444	4	188,130	1	90,055	0	424,629	229,487	654,116
54-9990-0800	0	0	0	0	0	0	0	36,896,021	36,896,021
TOTAL	146,444	4	188,130	1	90,055	0	424,629	37,125,508	37,550,137

UNK-Federal Grants/Contracts-757 Federal/Restricted

COST OBJECT	FACULTY		NON FACULTY		EMPLOYEE BENEFITS	PERSONAL SERVICE CREDITS	TOTAL PERSONAL SERVICES	TOTAL OPERATING EXPENSES	TOTAL
	Dollar	FTE	Dollar	FTE					
55-9990-0100	111,553	3	0	0	28,669	0	140,222	1,311,733	1,451,955
TOTAL	111,553	3	0	0	28,669	0	140,222	1,311,733	1,451,955

UNK-Trust-Grant/Cont/Loan/End-758 Trust/Restricted

COST OBJECT	FACULTY		NON FACULTY		EMPLOYEE BENEFITS	PERSONAL SERVICE CREDITS	TOTAL PERSONAL SERVICES	TOTAL OPERATING EXPENSES	TOTAL
	Dollar	FTE	Dollar	FTE					

COST OBJECT LISTING BY SUB PROGRAM
 2010-2011 GENERAL OPERATING BUDGET
 UNIVERSITY OF NEBRASKA AT KEARNEY

Print Date: 10/1/2010

SUBPROGRAM #/NAME: 99 Income Activity
 UNK-Trust-Grant/Cont/Loan/End-758 Trust/Restricted

COST OBJECT	FACULTY		NON FACULTY		EMPLOYEE BENEFITS	PERSONAL SERVICE CREDITS	TOTAL PERSONAL SERVICES	TOTAL OPERATING EXPENSES	TOTAL
	Dollar	FTE	Dollar	FTE					
56-9990-0400 Budget Adjustment - Academic Support	479,905	7	60,900	14	103,792	0	644,597	352,275	996,872
57-9990-0000 Budget Adjustment-Agency YTD	0	0	0	0	0	0	0	3,662,927	3,662,927
57-9990-0100 Budget Adjustment - Instruction YTD	0	0	0	0	0	0	0	310,259	310,259
TOTAL	479,905	7	60,900	14	103,792	0	644,597	4,325,461	4,970,058
SUB PROGRAM TOTAL	951,121	14	1,342,686	15	502,727	0	2,796,534	44,986,313	47,782,847

COST OBJECT LISTING BY SUB PROGRAM
 2010-2011 GENERAL OPERATING BUDGET
 UNIVERSITY OF NEBRASKA
 EXCLUDING UNCSN

Print Date: 10/1/2010

SUBPROGRAM #/NAME: 23 Student Aid

COST OBJECT	FACULTY		NON FACULTY		EMPLOYEE BENEFITS	PERSONAL SERVICE CREDITS	PERSONAL SERVICES	TOTAL OPERATING EXPENSES	TOTAL
	Dollar	FTE	Dollar	FTE					
91-2320-0100	0	0	0	0	0	0	0	618,955	618,955
Optometry Student Contracts									
TOTAL	0	0	0	0	0	0	0	618,955	618,955
SUB PROGRAM TOTAL	0	0	0	0	0	0	0	618,955	618,955

Print Date: 10/1/2010

SUBPROGRAM #/NAME: 31 EPSCoR

COST OBJECT	FACULTY		NON FACULTY		EMPLOYEE BENEFITS	PERSONAL SERVICE CREDITS	PERSONAL SERVICES	TOTAL OPERATING EXPENSES	TOTAL
	Dollar	FTE	Dollar	FTE					
91-3101-0100	0	0	106,713	2	32,877	0	139,590	175,701	315,291
EPSCoR									
91-3101-0200	0	0	0	0	0	0	0	41,331	41,331
EPSCoR Non-Match									
TOTAL	0	0	106,713	2	32,877	0	139,590	217,032	356,622
SUB PROGRAM TOTAL	0	0	301,432	5	80,631	0	382,063	1,974,559	2,356,622

Print Date: 10/1/2010

SUBPROGRAM #/NAME: 32 Research Initiative

COST OBJECT	FACULTY		NON FACULTY		EMPLOYEE BENEFITS	PERSONAL SERVICE CREDITS	PERSONAL SERVICES	TOTAL OPERATING EXPENSES	TOTAL
	Dollar	FTE	Dollar	FTE					
91-3201-0100	0	0	0	0	0	0	0	11,404,187	11,404,187
Nebraska Research Initiative									
TOTAL	0	0	0	0	0	0	0	11,404,187	11,404,187
SUB PROGRAM TOTAL	0	0	0	0	0	0	0	11,404,187	11,404,187

Print Date: 10/1/2010

SUBPROGRAM #/NAME: 33 Facilities Management & Planning

COST OBJECT	FACULTY		NON FACULTY		EMPLOYEE BENEFITS	PERSONAL SERVICE CREDITS	PERSONAL SERVICES	TOTAL OPERATING EXPENSES	TOTAL
	Dollar	FTE	Dollar	FTE					
91-3301-0100	0	0	0	0	0	0	0	11,000,000	11,000,000
Def Repair & Maint Fund									
91-3301-0200	0	0	0	0	0	0	0	4,167,110	4,167,110
Depreciation Expense									
TOTAL	0	0	0	0	0	0	0	15,167,110	15,167,110
SUB PROGRAM TOTAL	0	0	0	0	0	0	0	15,167,110	15,167,110

Print Date: 10/1/2010

SUBPROGRAM #/NAME: 41 System Administration

COST OBJECT LISTING BY SUB PROGRAM
 2010-2011 GENERAL OPERATING BUDGET
 UNIVERSITY OF NEBRASKA
 EXCLUDING UNCSN

Print Date: 10/1/2010

SUBPROGRAM #/NAME: 41 System Administration

UNCA-State General Fund-781 State & University Generated/Unrestricted

COST OBJECT	FACULTY		NON FACULTY		EMPLOYEE BENEFITS	PERSONAL SERVICE CREDITS	PERSONAL SERVICES	TOTAL OPERATING EXPENSES	TOTAL
	Dollar	FTE	Dollar	FTE					
91-41101-0200	0	0	164,072	1	35,313	0	199,385	60,500	259,885
91-41105-0100	0	0	612,691	5	128,734	0	741,425	163,500	904,925
91-41105-0200	0	0	0	0	0	0	0	57,000	57,000
91-41105-1200	0	0	150,000	0	0	0	150,000	0	150,000
91-41105-1400	0	0	189,123	2	42,742	0	231,865	10,000	241,865
91-4110-0100	0	0	671,644	8	140,150	0	811,794	50,000	861,794
91-4110-0110	0	0	0	0	0	0	0	330,000	330,000
91-4115-0100	0	0	0	0	0	0	0	25,000	25,000
91-4115-0200	0	0	720,910	7	141,593	0	862,503	27,500	890,003
91-4120-0100	0	0	868,785	8	174,190	0	1,042,975	55,000	1,097,975
91-4120-0110	0	0	0	0	0	0	0	13,749	13,749
91-4120-0130	0	0	10,864	0	0	0	10,864	29,136	40,000
91-4120-0140	0	0	0	0	0	0	0	0	0
91-4125-0100	0	0	1,070,203	11	242,346	0	1,312,549	91,327	1,403,876
91-4125-0130	0	0	0	1	0	0	0	0	0
91-4125-0140	0	0	0	0	0	0	0	0	0
91-4125-0300	0	0	0	0	0	0	0	35,000	35,000
91-4125-0400	0	0	0	0	0	0	0	32,500	32,500
91-4125-0500	0	0	0	0	0	0	0	130,000	130,000
91-4125-0600	0	0	0	0	23,617	0	23,617	0	23,617
91-4130-0500	0	0	0	0	0	0	0	70,000	70,000
91-4130-0600	0	0	0	0	0	0	0	50,000	50,000
91-4130-1100	0	0	0	0	0	0	0	100,000	100,000
91-4130-1120	0	0	15,000	1	0	0	15,000	0	15,000
TOTAL	0	0	4,473,292	45	928,685	0	5,401,977	1,330,212	6,732,189

UNCA-Trust-Grant/Cont/Loan/End-788 Trust/Restricted

COST OBJECT	FACULTY		NON FACULTY		EMPLOYEE BENEFITS	PERSONAL SERVICE CREDITS	PERSONAL SERVICES	TOTAL OPERATING EXPENSES	TOTAL
	Dollar	FTE	Dollar	FTE					
96-41101-0002001	0	0	0	0	0	0	0	120,000	120,000
96-41105-0007001	0	0	44,852	0	6,155	0	51,007	0	51,007
96-4110-0004002	0	0	20,340	0	2,791	0	23,131	26,869	50,000
96-4110-0011001	0	0	40,087	1	5,319	0	45,406	4,594	50,000
96-4115-0001001	0	0	119,610	2	16,416	0	136,026	209,801	345,827
96-4120-0004001	0	0	0	0	0	0	0	0	0
96-4120-0006001	0	0	0	0	0	0	0	60,000	60,000
96-4125-0001006	0	0	0	0	0	0	0	83,930	83,930
TOTAL	0	0	224,889	3	30,681	0	255,570	505,194	760,764

SUB PROGRAM TOTAL

42 Executive Vice President & Provost	0	0	4,698,181	48	959,366	0	5,657,547	1,835,406	7,492,953
---------------------------------------	---	---	-----------	----	---------	---	-----------	-----------	-----------

-740 State & University Generated/Unrestricted

COST OBJECT	FACULTY		NON FACULTY		EMPLOYEE BENEFITS	PERSONAL SERVICE CREDITS	PERSONAL SERVICES	TOTAL OPERATING EXPENSES	TOTAL
	Dollar	FTE	Dollar	FTE					
91-4201-0200	0	0	0	1	0	0	0	2,700,000	2,700,000
91-4201-0260	0	0	0	4	0	0	0	0	0

COST OBJECT LISTING BY SUB PROGRAM
 2010-2011 GENERAL OPERATING BUDGET
 UNIVERSITY OF NEBRASKA
 EXCLUDING UNCSN

SUBPROGRAM #/NAME: 42 Executive Vice President & Provost

Print Date: 10/1/2010

TOTAL	0	0	0	5	0	0	0	0	0	0	2,700,000	2,700,000
SUB PROGRAM TOTAL	0	0	0	5	0	0	0	0	0	0	2,700,000	2,700,000

SUBPROGRAM #/NAME: 46 General Administration

Print Date: 10/1/2010

UNCA-State General Fund-781 State & University Generated/Unrestricted

COST OBJECT	Dollar	FTE	FACULTY	Dollar	FTE	NON FACULTY	EMPLOYEE BENEFITS	PERSONAL SERVICE CREDITS	PERSONAL SERVICES	TOTAL OPERATING EXPENSES	TOTAL
91-4620-0500 Administrative Systems Group	0	0	0	863,293	11	0	192,302	0	1,055,595	1,300,195	2,355,790
91-4620-0590 NSCS Admin System	0	0	0	0	0	0	0	0	0	150,000	150,000
91-4620-2200 P-16 Initiative	0	0	0	117,533	1	0	27,032	0	144,565	5,435	150,000
91-4620-2400 POE Peter Kiewit Institute	0	0	0	498,683	4	0	36,450	0	535,133	0	535,133
91-4620-2500 University of Nebraska Online/Worldwide	0	0	0	0	3	0	0	0	0	0	0
91-4620-2510 OWW - Marketing	0	0	0	0	0	0	0	0	0	0	0
91-4620-2520 OWW - Program Development	0	0	0	0	0	0	0	0	0	0	0
91-4620-2530 OWW - Communities Practice	0	0	0	0	0	0	0	0	0	0	0
91-4620-2540 OWW - Customer Service	0	0	0	0	0	0	0	0	0	0	0
91-4620-2590 OWW - Reserves	0	0	0	0	0	0	0	0	0	0	0
91-4625-0400 Self Insurance	0	0	0	0	0	0	0	0	0	441,686	441,686
91-4625-0700 Das Accounting Services	0	0	0	0	0	0	0	0	0	254,819	254,819
91-4630-0100 Health Insurance	0	0	0	0	0	0	3,311,782	0	3,311,782	0	3,311,782
91-4630-0200 Intercampus Development Fund	0	0	0	0	0	0	0	0	0	1,200,000	1,200,000
91-4630-0250 One Time Strategic Priorities	0	0	0	0	0	0	0	0	0	4,000,000	4,000,000
91-4630-0300 Equity and Diversity Initiatives	0	0	0	0	0	0	0	0	0	150,000	150,000
TOTAL	0	0	0	1,479,509	19	0	3,567,566	0	5,047,075	7,502,135	12,549,210

UNCA-Trust-Grant/Cont/Loan/End-788 Trust/Restricted

COST OBJECT	Dollar	FTE	FACULTY	Dollar	FTE	NON FACULTY	EMPLOYEE BENEFITS	PERSONAL SERVICE CREDITS	PERSONAL SERVICES	TOTAL OPERATING EXPENSES	TOTAL
96-4620-0004001 Thompson Scholars Program	0	0	0	34,501	1	0	4,735	0	39,236	0	39,236
TOTAL	0	0	0	34,501	1	0	4,735	0	39,236	0	39,236
SUB PROGRAM TOTAL	0	0	0	1,514,010	20	0	3,572,301	0	5,086,311	7,502,135	12,588,446

SUBPROGRAM #/NAME: 97 Clearing Centers

Print Date: 10/1/2010

UNCA-Auxiliary-789 Auxiliaries & Services/Restricted

COST OBJECT	Dollar	FTE	FACULTY	Dollar	FTE	NON FACULTY	EMPLOYEE BENEFITS	PERSONAL SERVICE CREDITS	PERSONAL SERVICES	TOTAL OPERATING EXPENSES	TOTAL
93-9770-0200 Administrative Systems Clearing	0	0	0	0	0	0	0	0	0	200,000	200,000
93-9770-0400 Aircraft Operations	0	0	0	0	0	0	0	0	0	300,000	300,000
TOTAL	0	0	0	0	0	0	0	0	0	500,000	500,000
SUB PROGRAM TOTAL	0	0	0	0	0	0	0	0	0	500,000	500,000

COST OBJECT LISTING BY SUB PROGRAM
 2010-2011 GENERAL OPERATING BUDGET
 UNIVERSITY OF NEBRASKA
 COMPUTER SERVICES NETWORK

Print Date: 10/1/2010

SUBPROGRAM #/NAME: 44 University-Wide Computing

UNCA-State General Fund-781 State & University Generated/Unrestricted

COST OBJECT	FACULTY		NON FACULTY		EMPLOYEE BENEFITS	PERSONAL SERVICE CREDITS	TOTAL PERSONAL SERVICES	TOTAL OPERATING EXPENSES	TOTAL
	Dollar	FTE	Dollar	FTE					
91-4401-0100	0	0	558,933	4	162,422	0	721,355	266,903	988,258
91-4401-0200	0	0	266,348	5	61,285	0	327,633	8,400	336,033
91-4405-0200	0	0	23,606	1	5,408	0	29,014	7,400	36,414
91-4415-0200	0	0	0	0	0	0	0	541,785	541,785
91-4415-0600	0	0	75,000	0	5,956	0	80,956	243,098	324,054
91-4425-0100	0	0	593,623	10	135,966	0	729,589	0	729,589
91-4435-0100	0	0	0	0	0	0	0	20,200	20,200
91-4435-0300	0	0	30,000	0	0	0	30,000	124,410	154,410
91-4440-0100	0	0	2,376,189	41	529,749	0	2,905,938	1,569,263	4,475,201
91-4440-0400	0	0	0	0	0	0	0	6,000	6,000
91-4450-0200	0	0	2,016,197	27	463,917	0	2,480,114	0	2,480,114
91-4460-1700	0	0	0	0	0	0	0	-82,747	-82,747
91-4470-0110	0	0	0	0	0	0	0	109,443	109,443
91-4470-0210	62,998	0	-86,940	5	86,977	0	63,035	0	63,035
91-4470-0310	0	0	0	0	0	0	0	65,436	65,436
91-4470-0410	0	0	0	0	0	0	0	643,881	643,881
91-4470-0610	0	0	0	0	0	0	0	664,412	664,412
91-4470-0710	0	0	0	0	0	0	0	211,808	211,808
91-4470-0810	0	0	0	0	0	0	0	159,938	159,938
91-4470-0910	0	0	0	0	0	0	0	83,427	83,427
TOTAL	62,998	0	5,852,956	93	1,451,680	0	7,367,634	4,643,057	12,010,691

UNCA-State General Fund-781 Revolving/Designated

COST OBJECT	FACULTY		NON FACULTY		EMPLOYEE BENEFITS	PERSONAL SERVICE CREDITS	TOTAL PERSONAL SERVICES	TOTAL OPERATING EXPENSES	TOTAL
	Dollar	FTE	Dollar	FTE					
92-4460-1400	0	0	0	0	0	0	0	279,600	279,600
92-4460-1600	0	0	0	0	0	0	0	198,523	198,523
92-4460-1710	0	0	0	0	0	0	0	171,877	171,877
TOTAL	0	0	0	0	0	0	0	650,000	650,000

UNCA-State General Fund-781 Cash & Student Contracts/Designated

COST OBJECT	FACULTY		NON FACULTY		EMPLOYEE BENEFITS	PERSONAL SERVICE CREDITS	TOTAL PERSONAL SERVICES	TOTAL OPERATING EXPENSES	TOTAL
	Dollar	FTE	Dollar	FTE					
91-4405-0900	0	0	180,000	1	42,729	0	222,729	327,271	550,000
Nebr Distance Educ LB1208	0	0	180,000	1	42,729	0	222,729	327,271	550,000
TOTAL	0	0	180,000	1	42,729	0	222,729	327,271	550,000
SUB PROGRAM TOTAL	62,998	0	6,032,956	94	1,494,409	0	7,590,363	5,620,328	13,210,691

ALPHABETICAL LISTING OF COST OBJECTS
University of Nebraska - Lincoln

O	09-10 US ED Student Support Serv ADMIN	24-4210-0016041	254	Admissions Revolving - Telecounseling	22-4207-0012	254
				Admissions Revolving - Transfer	22-4207-0009	254
				Admissions Rvlg-General Operations	22-4207-0001	254
				Admissions Rvlg-International	22-4207-0007	254
			252	Admissions Rvlg-Marketing	22-4207-0004	254
A	A & E Services	22-3305-0001	231	Admissions Rvlg-Red Letter Day	22-4207-0003	254
	A&S College Testing Facility	22-0502-0004	230	Admissions-Events Mgm	22-4207-0014	254
	A&S Gen-Student Tech Fee	22-0502-0002	264	Admissions-Information Systems	21-4207-0005	254
	A/R-IAFFE-Economics	23-9813-1036	261	Admissions-New Student Enrollment	21-4207-0002	253
	Abel Sandoz Dining-Academic	23-7511-1500	261	Admissions-Student Outreach	22-4207-0011	254
	Abel Sandoz Facilities	23-7511-1400	261	Admiss-Technology	22-4207-0005	254
	Abel Sandoz Halls	23-7511-1000	261	Admis-Univ Academy	21-4207-0006	254
	Abel Sandoz Residence Life	23-7511-1700	251	Advertising	21-1405-0001	241
	Academic Conference Administration	22-3018-0001	227	Affirmative Action/Diversity	21-4406-0004	259
	Academic Pgm Review-Curric Review	21-0107-0001	227	Affirmative Action-Accomm Res Cnt	21-4406-0002	258
	Academic Program Review Faculty Recruit	21-0107-0002	227	Air Science	21-2209-0001	247
	Academic Space Modifications	21-0115-0002	227	Ameritas Distinguished Prof-Zeng	27-0509-0009001	233
	Academic Support-Anticipated Activity	24-9839-0040	263	Anderson Fund Prof-Saraf, Ravi	27-1106-0006001	239
	Academic Support-Anticipated Activity	25-9839-0040	263	Andrill	25-0550-0004001	232
	Academic Support-Anticipated Activity	26-9839-0040	264	Angle/Othmer Prof-Thomas	26-0516-0018001	233
	Academic Support-Anticipated Activity	27-9839-0040	264	Anthropology	21-0505-0001	229
	Academics	23-7701-1411	262	Anthropology Field School	22-0505-0005	231
	Accounting	21-4311-0001	257	Anthropology Lab Fees	22-0505-0001	231
	Accts Rec Daily Nebraskan	23-9813-1010	264	Arch Engr-Equipment Fund	22-1119-0010	238
	Accts Recv-AAUDE	23-9813-1032	264	Arch Gen-Media Center	23-0202-0001	229
	ACM Regional Programming Contest	22-0511-0004	231	Architectural Engineering	21-1119-0001	237
	Actuarial Science Program Fund	27-0608-0007001	235	Architecture	21-0205-0001	228
	Adele Hall College Prof-Agee; Jonis	27-0512-0002001	233	Architecture General	21-0202-0001	228
	Administration	23-7701-1101	261	Architecture General Community Studies	22-0202-0001	228
	Administration Reserve	23-7701-1115	261	Architecture General Student Tech Fee	22-0202-0002	228
	Admissions	21-4207-0001	253	Architecture-Interior Design	21-0205-0002	228
	Admissions	26-4207-0002001	255	Architecture-Lab Fees	22-0205-0001	228
	Admissions	27-4207-0001001	255	Arch-Landscape Arch	21-0205-0006	228
	Admissions -NSE / BRW	22-4207-0002	254	Ardis James/Othmer Prof-James; Michael	26-1737-0002001	246
	Admissions -Partnerships	22-4207-0008	254	ARRA NIH NE Ctr for Virology 2nd supp	24-0549-0023002	232
	Admissions Revg - Spec Events	22-4207-0010	254			

ALPHABETICAL LISTING OF COST OBJECTS
University of Nebraska - Lincoln

Art Gallery	21-2811-0001	249	Bldg Sys Maint-Service Center Operations	22-3306-0001	252
Art-Dept Oper	21-0705-0001	236	BONDS AND INSURANCE	21-4421-0001	259
Arts & Science General	21-0502-0001	229	Bookstore-Follet Agreement	23-4331-0003	258
Arts and Sciences Conflict Resolution	21-0502-0017	229	Bookstore-Univ Srv Chg Card Clearing	23-4331-0002	258
Asian Studies	21-0546-0001	230	Bowling	23-7701-1413	262
Athletic Medicine	23-7701-1110	261	BPDF Clearing	21-1106-0007	237
Athi-Hewit Training Table	23-7701-1111	261	Brightfelt College Professor-Nowak	27-1107-0004001	239
Awards	27-1107-0020005	239	Broadcasting	21-1406-0001	241
Awards	27-1112-0020005	239	Broadcasting-Lab Fees	22-1406-0002	241
Awards	27-1119-0020005	239	Bruhn/Othmer Prof-Whitbeck	26-0524-0024001	233
B			BSM-Mgm Salaries	21-3306-1002	252
Baird Family Prof-Anderson; John	27-0607-0007001	235	Budget	21-4312-0001	257
Barkley Development Fund	22-1710-0002	245	Budget Adjustm Unalloc F&A	21-2599-4007	248
Barkley Trust Fund	27-1710-0010001	246	Budget Adjustmen Revolving Budget Adjus	22-2299-0010	247
Baseball	23-7701-1204	262	Budget Adjustment Anticipat Activity Inc	23-9839-0020	264
Basketball, Mens	23-7701-1202	262	Budget Adjustment Permanent Budget Adj	21-4299-0001	254
Basketball, Womens	23-7701-1402	262	Bureau Business Research	21-0605-0001	234
Bdgt Adj Oper and Maint Reserve	21-4399-0008	257	Bureau Business Research Publications	22-0605-0001	235
BDGT ADJ PERM BDG	21-2599-0001	248	Buros Center For Testing	27-1712-0002001	246
Bio Science Special Projects	21-0506-0003	229	Buros Institute	23-1712-0001	246
Biochemistry-Lab Fees	22-0515-0001	231	Burr Fedde Halls	23-7509-1000	260
Biological Science	24-0506-0021001	232	Burr Fedde Halls-Facilities	23-7509-1400	261
Biological Science	24-0506-0022001	232	Burr Fedde Halls-Res Life	23-7509-1700	261
Biological Science	25-0506-0074001	232	Bursar	21-4313-0001	257
Biological Science	27-0506-0019001	233	Bus Adm Gen-Lab Fees	22-0602-0002	235
Biological Science-Greenhouse Services	27-0506-0020001	233	Busine Admin Genera Advanc Progra Devel	21-0602-0003	234
Biological Sciences-Contract Labs	22-0506-0008	231	Business Admin General	21-0602-0001	234
BioSci-Soil/Plant Analysis Lab	22-0506-0010	231	Business Admin General Agribusin Progra	21-0602-0004	234
Biotech-MicroArray/BiaCore	21-3208-0031	252	Business Administration Writing Lab	26-0601-0001001	235
Biotechnology	25-3208-0013001	252	Business Office	23-7701-1100	261
Biotechnology - Rsch Init Funds	21-3208-0001	251	C		
Bldg Rpr & Maint-Control Sys Maint Div	21-3306-0005	252	C Wheaton Battey Dist Prof-Schniederjans	27-0609-0011001	235
Bldg Rpr & Maint-Def Rpr Renov	21-3306-0006	252	Campus Recreation	23-4216-0001	256
			Canfield Computer Coalition F&A	21-1201-4002	240

ALPHABETICAL LISTING OF COST OBJECTS
University of Nebraska - Lincoln

Career Services	24-4206-2010001	254	Center for Science/Math/Comp Ed	25-0536-0011001	232
Career Services	24-4206-2011001	254	Center Great Plains Study	21-0526-0001	230
Cather Pound Neihardt	23-7505-1000	260	Center Great Plains Study Ancillary Serv	22-0526-0001	232
Cather Pound Neihardt-Dining	23-7505-1500	260	Center on Children Families Law	21-0520-0001	230
Cather Pound Neihardt-Facilities	23-7505-1400	260	Chancellor	21-4101-0001	253
Cather Pound Neihardt-Res Life	23-7505-1700	260	Chancellor General Academic Support	21-0122-0001	227
CBA Gen-ITS Core Op	22-0602-0003	235	Chancellor Housing Allowance	21-4101-0003	253
CBA Gen-Oxford Study Pgm	23-0602-0001	236	Chancellors Office	27-4101-0014001	253
CBA Gen-Qtr Jrrl Business & Economics	22-0602-0005	235	Charles Mach Professor-Turner	27-0510-0005001	233
CBA Gen-Student Tech Fee	22-0602-0001	234	Chemical Eng-Equipment Fund	22-1106-0010	238
CCFL	24-0520-0108001	232	Chemical Engineering	21-1106-0001	237
CCFL	24-0520-0124001	232	CHEMICAL ENGINEERING	27-1106-0007001	239
CCFL	26-0520-0112001	233	Chemical Engineering Laboratory Fees	22-1106-0001	238
CCFL	26-0520-0114001	233	Chem-Instrument Shop	21-0509-0007	229
CCFL	26-0520-0119001	233	Chemistry Deptl Research Support	21-0509-0003	229
CCFL	26-0520-0121001	233	Chemistry Laboratory Fees	22-0509-0008	231
CCFL	26-0520-0130001	233	Chemistry Mass Spectrometer	22-0509-0002	231
Cedar Point Biological Station	23-0506-0001	234	Chemistry Nmr Facility	22-0509-0001	231
CEHS Gen-Lotus Notes Distributed Educati	22-1702-0004	244	Chemistry Revolving	22-0509-0005	231
CEHS Gen-Student Tech Fee	22-1702-0002	244	Chemistry-Glass Repair Shop	23-0509-0001	234
CEHS Gen-Talent Golf Tournament	22-1702-0005	244	Chemistry-Operations	21-0509-0001	229
CEHS Grad Std-ALTC	22-1705-1001	244	Chemistry-Scientific Shops	22-0509-0007	231
CEHS Grad Std-GLBT Interest Group	22-1705-1002	244	Child Youth & Fam Studies	21-1727-0001	244
CEHS Grad Std-NEAR Center	22-1705-1003	244	Child Youth Fam Schl POE	21-1714-5102	244
CEHS Grad Stud/Rsch/Srv-Revol	22-1705-0001	244	Civil Engineering	27-1107-0005001	239
CEHS Grad Studie/Rsch/Srv-Ed Admin Pgm	22-1705-0002	244	Civil Engineering-Lincoln	21-1107-0001	237
CEHS Reading Center	22-1705-0003	244	Civil Engr - Lab Fees	22-1107-0004	238
CEHS-Dist Lrn Deliv Fees	22-1702-0001	244	Civil Engr Omaha-Equipment Fund	22-1120-0010	238
CEHS-OLLI Class Fees	23-1702-0002	246	Civil Engr Omaha-Lab Fees	22-1120-0001	238
Center For Biotech-Plant Transform-Clement	21-3208-0017	252	Civil Engr-Equipment Fund	22-1107-0010	238
Center Energy Sciences Research	26-1217-0001001	240	Civil Engr-Omaha	21-1120-0001	237
Center For Biotech-Mass Spec-Cerry	21-3208-0013	252	Classics	21-0510-0001	229
Center For Biotech-Microscopy Fac-Zhou	21-3208-0006	252	Clifton College Prof-McCutcheon	27-0544-0001001	234
Center For Biotechnology	21-0508-0001	229	Clifton/Othmer Prof-Avollio; Bruce	26-0609-0010001	235
Center for Science/Math/Comp Ed	21-0536-0001	230	Cline Williams-F A Wright Col Prof	27-1502-0004001	242

ALPHABETICAL LISTING OF COST OBJECTS
University of Nebraska - Lincoln

Cnt Biological Chemistry	21-0515-0001	229	CompSci Eng-Equipment Fund	22-1108-0010	238
Cnt Biotech - Protein Sequencing	21-3208-0004	251	CompSci Eng-Prof Fee	22-1108-0015	238
Cnt Biotech-Bioinformatics Facility	21-3208-0002	251	Computer Sci-Comp Engr	21-1108-0001	237
Cnt Biotech-Cell Sorter Facility	21-3208-0010	252	Computer Science	21-0511-0001	229
Cnt Biotech-Flow Cytometry	22-0508-0003	231	Computer Science-CSE Day	22-0511-0003	231
Cnt Biotech-Structural Biology Facility	21-3208-0005	252	Computer Science-Lab Fees	22-0511-0002	231
Cntl Hsg Adm-Accounting	23-7501-0921	260	Computing Services	23-7701-1119	261
Cntl Hsg Adm-Administration	23-7501-0801	260	Concessions	23-7701-1105	261
Cntl Hsg Adm-Business Srv	23-7501-0901	260	Confucius Institute-SCH	21-0125-0002	227
Cntl Hsg Adm-Contracts/Student Accts	23-7501-0911	260	Const Mgmt-Equipment Fund	22-1114-0010	238
Cntl Hsg Adm-Dining	23-7501-0501	260	Const Sys Tech-Equipment Fund	22-1116-0010	238
Cntl Hsg Adm-Facilities	23-7501-0401	260	Construc Sys-Lab Fees	22-1116-0001	238
Cntl Hsg Adm-Information Srv	23-7501-0821	260	Construction Management	21-1114-0001	237
Cntl Hsg Adm-Learning Communities	23-7501-0711	260	Construction Management Laboratory Fees	22-1114-0001	238
Cntl Hsg Adm-Marketing	23-7501-0831	260	Construction Systems-Gen Operating	21-1116-0001	237
Cntl Hsg Adm-Payroll	23-7501-0931	260	Core Biosafety Level 3 Lab	21-3230-0001	252
Cntl Hsg Adm-Res Life	23-7501-0701	260	Cotner College Professor-Turner	27-0510-0002001	233
Cntl Hsg Adm-Summer Conf	23-7501-0811	260	Courier/Delivery Services	23-4335-0001	258
Coffman/Othmer Prof-Fielding, Chris	26-0514-0031001	233	Courtyards	23-7505-2000	260
Col Ed & Human Sci General	21-1702-0001	244	Courtyards-Facilities	23-7505-2400	260
College Ed & Human Sci Dev	27-1702-0001001	246	Courtyards-Res Life	23-7505-2700	260
College of Engineering	27-1101-0007002	239	Custodial	21-3307-0001	252
College Of Law	21-1501-0001	241	Custodial Svcs-Service Cntr Operations	22-3307-0001	252
Colonial Terrace	23-7521-1000	261	Custom Support-ITS	22-2905-0003	250
Comm Studies-Debate	21-0525-0002	230	CYAF Teaching Revolving	22-1727-0004	245
Comm Studies-Speech Whshp Revlg	22-0525-0001	232	CYAF-Bischoff Lab Fees - 954/ 955/ 997	22-1727-3012	245
Communication Studies	21-0525-0001	230	CYAF-Child Dev Lab	22-1727-0001	245
Communications - Lab Fees	22-0525-0002	232	CYAF-Family Resource Cnt	22-1727-0002	245
Community & Regional Planning	21-0206-0001	228	CYFS Center	24-1714-0011002	245
Comp & Electron Engr-Equipment Funds	22-1117-0010	238	CYFS Center	24-1714-0037001	245
Comp & Electron Engr-Gen Operations	21-1117-0001	237	CYFS Center	24-1714-0038002	245
Comp & Electron Engr-Lab Fees	22-1117-0001	238	CYFS Center	26-1714-0045001	246
Comp Sci Revolving	22-1108-0001	238	CYFS Center	27-1714-0051001	246
Comp Sci-Comp Tech Srv	22-0511-0005	231	CYFS-Rsch Coord Srv	22-1714-0002	245
Compliance	23-7701-1412	262	CYFS-Statistics & Research Methodology	22-1714-0001	245

ALPHABETICAL LISTING OF COST OBJECTS
University of Nebraska - Lincoln

EEO Information Systems Tax	21-3013-0001	251	English Program Assessment	22-0512-1004	231
EEO Marketing	22-3019-0001	251	English Reproductions	22-0512-0001	231
EEO Marketing Tax	21-3019-0001	251	English Tesol	21-0512-0003	229
EEO Marketing/Customer Service	22-3019-0002	251	English-Film Studies Support	21-0512-0004	229
EEO Office of Extended Ed-Tax	21-3001-0001	251	English-Lab Fee Comp Classroom	22-0512-0006	231
EEO Online Worldwide Fund	21-3001-5703	251	English-Lab Fees	22-0512-0005	231
EEO Program Support Clearing	21-3001-0002	251	English-Temp Instructors	21-0512-0005	229
EEO Summer Independent Study	22-3006-1002	251	English-Writing Workshops	22-0512-0009	231
EEO UG Dist Ed Pgms	22-3006-0001	251	Engr Administrative Services F&A	21-1101-4110	237
EEO-Advanced Scholars Tax	21-3005-0002	251	Engr Gen-Ed Enhance-Scholarships	21-1102-0009	237
EEO-Business Affairs Tax	21-3015-0001	251	Engr Gen-Engr Cr Hr Fee	22-1102-0014	238
EHS Waste Handling	23-4330-0001	258	Engr General Reproductions Omaha	22-1102-0005	238
EHS-Stormwater Mgm Pgm	21-4340-0004	257	Engr Gen-Student Tech Fee-Omaha	22-1102-0012	238
Elect Eng-Equipment Fund	22-1109-0010	238	Engr Rsch Cnt-Administration	21-3205-0012	251
Electrical Engineering	21-1109-0001	237	Engr Student Recruiting Omaha Prof Fee	22-1101-1505	238
Electrical Engineering Electrical Shop	22-1109-0003	238	Entrepreneurship Development Fund	27-0609-0007001	235
Electrical Engineering Laboratory Fees	22-1109-0006	238	Environmental Health	21-4340-0001	257
Electronic Shop	21-0509-0002	229	Environmental Health F&A	22-4340-4801	257
Eloise Kruger Collection	26-0201-0006001	228	Environmental Health Safety	23-4340-0001	258
Encounter Center Operations	26-2805-0028001	249	Environmental Studies	21-0529-0001	230
Eng Mech-Equipment Fund	22-1110-0010	238	Equip Pickup Handling	21-4327-0002	257
Engineering General	21-1102-0001	237	Equipment	23-7701-1117	261
Engineering General Mechanical Shop	22-1102-0004	238	EQUITY ACCESS & DIV PROG	24-4406-0004001	259
Engineering Mechanics	21-1110-0001	237	Equity Access & Diversity Pgm	21-4406-0001	258
ENGINEERING MECHANICS	27-1110-0007001	239	Ethnic Std-Omaha Lang Pgm	22-0507-0004	231
Engineering Mechanics Laboratory Fees	22-1110-0002	238	Ethnic Studies	21-0507-0001	229
Engineering Research Center	21-1105-0001	237	Ethnic Studies-Afric Amer & Afric Study	21-0507-0002	229
English	21-0512-0001	229	Ethnic Studies-Latin Amer & Latino Studi	21-0507-0003	229
English Cather Symposium	22-0512-1005	231	Ethnic Studies-Native American Studies	21-0507-0004	229
English Esl Workshops	22-0512-0003	231	Events	23-7701-1114	261
English Film Quarterly	22-0512-1006	231			
English NWP In-Service Pgm	22-0512-0008	231	F		
English Placement Srv	22-0512-1008	231	F&Pa Gen-Student Tech Fee	22-0702-0004	236
English Prairie Schooner	21-0512-0002	229	Fac Capital Proj and Constr	23-7701-1104	261
English Prairie Schooner Book Series	22-0512-1003	231	Facilities Business Operations	21-3301-0043	252

ALPHABETICAL LISTING OF COST OBJECTS

University of Nebraska - Lincoln

Henson College Prof - Sinovec, R.	27-1108-0001001	239	Information Services	21-2905-0001	250
Henson College Professor-Sayood & Soukup	27-1109-0007001	239	Innovation Campus	22-3405-0001	253
Henson Fund Prof-Sharif	27-1117-0003001	239	Institutional Admin-Anticipated Activity	27-9839-0060	264
Hewett University Prof-Parkhurst, L.	27-0509-0045001	233	Institutional Research & Planning	21-4405-0001	258
Hillegas/Othmer Chair-Price, Kenneth	26-0512-0014001	233	Instructional Design Center	21-1713-0001	244
History	21-0516-0001	229	Instructional Design Center	22-1713-0001	245
History revolving	22-0516-0002	231	Instruction-Anticipated Activity	24-9839-0010	263
Hixson-Lied Endowed Dean-Oliva, G.	27-0702-0023001	237	Instruction-Anticipated Activity	25-9839-0010	263
Holland Computing Center Core Funds	21-3241-0001	252	Instruction-Anticipated Activity	25-9839-7410	263
Hollman College Prof-Gentry	27-0610-0007001	235	Instruction-Anticipated Activity	26-9839-0010	264
Holmes Distinguished Prof-Behrendt	27-0512-0009001	233	Instruction-Anticipated Activity	26-9839-7410	264
Holmes Distinguished Prof-Luthans	27-0609-0001001	235	Instruction-Anticipated Activity	27-9839-0010	264
Holmes Distinguished Prof-Sellmyer	27-0521-0001001	234	Intern Affairs Insitit Inthat Study Re	22-2405-0001	247
Holmes Distinguished Prof-Wooliam	27-1109-0002001	239	International Affairs	21-2405-0001	247
Holmes University Prof-Kamili, A.	27-0506-0013001	233	International Studies	21-0533-0001	230
Holmes University Prof-Starace, A.	27-0521-0011001	234	Internship Services	22-4206-0002	254
Honors Pgm	21-0111-0001	227	Interntl Affairs-Foreign Stud Orient	22-2405-0002	247
Honors Pgm-Book Scholarship	21-0111-0004	227	Intntl Aff-Study Abroad	23-2405-0003	248
Honors Pgm-Instruction	21-0111-0003	227	Inventory Control	21-4327-0001	257
Hosted Events	23-7701-1512	262	Ione Bowlin Endowment Fund	27-0706-0022001	237
Human Resources	21-4370-0001	257	IRP- Exam Services	21-4405-0003	258
Husker Hall	23-7517-1000	261	IRP- Exam Services-Rvlg	22-4405-0001	259
Huskers Authentic	23-7701-1513	262	IS Campus Telephone	23-2907-0001	250
Huskervision	23-7701-1118	261	IS Campus Wiring Projects	23-2907-0008	250
			IS External Services	23-2907-0007	250
			IS Instr Fac Design/Support	22-2905-0006	250
Impr Instr-Acady Distingsh Teachers	21-0108-0004	227	IS RESnet	23-2906-0005	250
Improve Of Instruc Undergr Inst Stipend	21-0108-0002	227	IS Skills Development	22-2905-0007	250
Improvement Of Instruction	21-0108-0001	227	IS Telephone Infrastructure	23-2907-0006	250
IMSE-Equipment Fund	22-1111-0010	238	IS Uniprint Laser Printing Services	22-2905-1001	250
Ind & Mgmt Sys-Corp Rsch & Dev	22-1111-0001	238	IS Wireless Networking	23-2906-0007	250
Indust & Mgmt System Engr	21-1111-0001	237	IS-N Save	23-2906-0004	250
Info Services Computer Sales Oper-ITS	23-2906-0001	250			
Info Services Network Maint Services-N	23-2906-0003	250			
Info Services Tele/Radio Communications	21-2907-0001	250			
			J		
			J Ryan Prof Film Studies- Dixon, Wheeler	27-0512-0012001	233

ALPHABETICAL LISTING OF COST OBJECTS
University of Nebraska - Lincoln

J&Mc Gen-Student Tech Fee	22-1402-0002	241	Law Library Laboratory Fees	22-1505-0001	242
James & Helen Hanson College Prof-Schmid	27-0607-0006001	235	Law Library Periodicals	21-1505-0003	242
James L Sellers College Prof-Rader	27-0516-0004001	233	Law Review	21-1506-0001	242
Jensen/Othmer Chair - Rothermel	26-0511-0043001	232	Law Review - Revolving	22-1506-0001	242
Jensen/Othmer Chair-Avramov; Luchezar	26-0517-0030001	233	Lederer Fund-Ianno Professorship	27-1109-0001002	239
Journalism Depth Reporting Fees	22-1402-0001	241	Legal Counsel	21-4425-0001	259
Journalism General	21-1402-0001	241	Lehr 3M College Prof- Wood	27-0506-0008001	233
Judaic Studies	21-0534-0001	230	Lehr 3M Human Genetics Fund	27-0506-0009001	233
K			Lentz Cnt For Asian Culture	21-2810-0001	249
Kauffman Residential Center	23-7525-1000	261	Lentz Ctr For Asian Culture	27-2810-0001001	249
Kauffman Residential Cnt-Facilities	23-7525-1400	261	Lib Gen-Credit Hour Fee	22-1602-0014	243
Kauffman Residential Cnt-Res Life	23-7525-1700	261	Lib Gen-Fines Revolving	22-1602-0013	243
Kearns College Prof-Shipley	27-1405-0001001	241	Lib Gen-Student Lockers	22-1602-0011	243
Keith Klaasmeyer/Othmer Chair-Rilett	26-1107-0086001	239	Libr Gen-Computer Maint & Supply	21-1602-0004	243
Kingery College Prof-Alexander	27-1109-0006001	239	Libr Gen-Special Collections	22-1602-0008	243
Knoll Res Center	23-7527-1000	261	Libr Gen-Study Carrels	22-1602-0009	243
Knoll Res Center-Facilities	23-7527-1400	261	Libraries Gen-Student Tech Fee	22-1602-0005	243
L			Libraries Gen-Student-Centered Learning	22-1602-0006	243
Laipply College Prof-Digman	27-0609-0004001	235	Library Binding	21-1607-0001	243
LAN Services-ITS	22-2905-0002	250	Library Binding Revolving Opers	22-1607-0001	243
Landscape Services	21-3312-0001	252	Library Books	21-1605-0001	243
Landscape Services	22-3312-0001	252	Library Books Lost Book Revolving	22-1605-0001	243
Landscape Srv-Mgm Sal	21-3312-1001	252	Library General Computer Search Service	22-1602-0001	243
Larson College Prof-Bailey	27-0706-0010001	237	Library General F&A	21-1602-4000	243
Law College	25-1502-0001001	242	Library General Interlibrary Loan Servic	22-1602-0003	243
Law College	26-1502-0051001	242	Library General-Administration	21-1602-0001	243
Law College	26-1502-0052001	242	Library Periodicals	21-1606-0001	243
Law College	27-1502-0053001	242	Library Salaries	21-1601-0001	243
Law College Staff	27-1502-0022001	242	Library-Patents	22-1602-0004	243
Law College-Prof Skills Lab Fee	22-1501-0001	242	Library-Unjprint	22-1602-1001	243
Law Gen-Inst Fac Rep	21-1502-0003	241	Libr-Depository Bond Debt Srv	21-1602-0007	243
Law Library	21-1505-0001	241	Licensing	23-7701-1116	261
Law Library Books	21-1505-0002	241	Lied Center - Administration	23-7920-0001	263
			Lied Center Adventure	23-7920-1002	263
			Lied Center Front of House	23-7920-1025	263

ALPHABETICAL LISTING OF COST OBJECTS
University of Nebraska - Lincoln

Lied Center Fundraising/Development	23-7920-0005	263	Materials Rsch-Sellmyer-Adm/Pay/Trav	21-3215-0001	252
Lied Center Information Services	23-7920-1026	263	Mathematics & Statistics	21-0517-0001	229
Lied Center Performances	23-7920-0007	263	Mathematics-Math Day	22-0517-0005	231
Lied Center Technical/Production	23-7920-0008	263	Math-Lab Fees	22-0517-0006	231
Lied Center Ticket Office	23-7920-1001	263	Matl Rsch-Nanofabrication Core Faci	21-3215-0045	252
Lied -Marketing/Audience Dev	23-7920-0004	263	Matr Rsch-CMRA Srv Faci	22-0527-0001	232
Lied UNL Program Support	21-7920-0001	262	McBroom Fund College Prof-Dzenis	27-1110-0005001	239
Lied-Custodial Srv	23-7920-0014	263	Mech Eng-Equipment Fund	22-1112-0010	238
LIED-Educational & Creative Initiatives	23-7920-0010	263	Mechanical Engineering	21-1112-0001	237
Life Skills	23-7701-1415	262	Mechanical Engineering Laboratory Fees	22-1112-0004	238
Lott College Professor-Williams	27-1109-0004001	239	Media Relations	23-7701-1103	261
Love Coop Hall	23-7515-1000	261	Meierhenry Distinguished Prof-Plake	27-1707-0004001	246
Lovell College Professor-Sicking	27-1107-0003001	239	Memberships Accreditation Review	21-0107-0004	227
Ludwickson College Prof-Lou	27-1112-0004001	239	Memberships And Dues	21-4420-0001	259
Luschei Editorship Prairie Schooner-Raz;	27-0512-0015001	233	Memorial Stadium	23-7701-1504	262
			Midwest Roadside Safety Faci-Salaries	22-1113-1001	238
			Military Science	21-2210-0001	247
M			Misc Aux Service Law Library Copy Center	23-1505-0001	242
M S Hevelone College Prof-Duncan;Richard	27-1502-0043001	242	Misc Aux Srv-Libr Access Equip	23-1608-0001	243
Mach Distinguished Prof-Forsythe	27-0522-0003001	234	Misc General Expense	21-4426-0001	259
Mail Service	21-4328-0001	257	Misc General Expense Employee Awards	21-4426-0004	259
Mail Service	23-4328-0001	258	Misc General Expense Inv Inc Fund 5511	22-4426-0001	259
Management	21-0609-0001	234	Mod Lang-19th Century French Studies	21-0518-0009	230
Management Center For Economic Inov	21-0609-0002	234	Modern Languages	21-0518-0001	230
Management Development Fund	27-0609-0002001	235	Modern Languages Laboratory Fees	22-0518-0004	231
Margaret R Larson College Prof I	27-1502-0011001	242	Modern Languages Scholar Publication Rev	22-0518-0002	231
Margaret R Larson College Prof III	27-1502-0016001	242	Mohr College Professor-Choobineh	27-1111-0002002	239
Margaret R Larson College Prof-Lyons; W.	27-1502-0038001	242	Mohr College Professor-Meakin	27-0517-0001001	234
Marketing	21-0610-0001	234	Mohr Fund Excellence-Paul; P	27-1201-0006001	240
Marketing	23-7701-1510	262	Moving Services	23-4336-0001	258
Marketing Rural Economy	21-0610-0002	234	Mueller Planetarium Fund	26-2805-0009001	249
Marshall College Prof-Grossbart	27-0610-0004001	235	Multimedia Support-INST	22-2905-0004	250
Marshall College Prof-Peterson	27-0608-0005001	235	Museum	21-2805-0001	249
Mary Riepma Ross Film Theater	21-0708-0001	236	Museum	24-2805-0085001	249
Mary Riepma Ross Film Theater	23-0708-0001	237	Museum	25-2805-0080001	249
MATC Faculty Startup	21-1118-0002	237			

ALPHABETICAL LISTING OF COST OBJECTS
University of Nebraska - Lincoln

Museum	25-2805-0080002	249	NEU East Building Operations	23-4215-1411	256
Museum	25-2805-0082001	249	NEU East Cash Office	23-4215-1417	256
Museum	26-2805-0087001	249	NEU East Catering	23-4215-1612	256
Museum - Nebraska Hall Projects	22-2805-0002	249	NEU East Custodial/Setups	23-4215-1415	256
Museum Security -0031	26-2805-0029001	249	NEU East Information Desk	23-4215-1412	256
Museum Shop	23-2805-0001	250	NEU East Recreation	23-4215-1820	256
Museum Shop Trailside	23-2805-0002	250	NEU East Reservations	23-4215-1416	256
Museum-Ashfall Ed Program	22-2805-0004	249	NEU East Union Cafe	23-4215-1614	256
Museum-Ashfall Park	21-2805-0006	249	News And Editorial	21-1407-0001	241
Museum-Mueller Planetarium	22-2805-0001	249	News Editorial-Lab Fees	22-1407-0001	241
Museum-Nagpra F&A	21-2805-4016	249	News-Editorial	26-1407-0001001	241
Museum-Special Projects	22-2805-0003	249	News-Editorial	26-1407-0002001	241
Museum-Trailside	21-2805-0004	249	NHS Athletic Fund-Rudy	22-1736-0003	245
			NHS Dietetic Internship Application	22-1736-1051	245
Nat Res Sci-A/S	21-0528-0001	230	NHS Exercise Science	22-1736-1053	245
Native Amer Pub Telecomm	26-7407-0001001	260	NHS Exercise Testing & Program #486	22-1736-1022	245
Natl Digital Newspaper Program Neb II	25-1602-0051002	243	NHS F&N for Healthy Living Lab Fee	22-1736-1004	245
Naval Science	21-2211-0001	247	NHS Martial Arts	22-1736-1054	245
NCard Charge Service Fee	23-4342-0002	258	NHS Med Nutr Lab Fee	22-1736-1009	245
NCard Equipment	23-4342-0003	258	NHS Peer Nutr Educ Lab Fee	22-1736-1016	245
NE Center for Virology	24-0549-0009001	232	NHS Sci Princ of Food Prep Lab Fee	22-1736-1003	245
NE Center for Virology	24-0549-0024001	232	NIH cGMP Recombinant FIX Administration	24-1106-0002002	238
NE Children Youth Fam & Schl F&A	21-1714-4000	244	NIH JWest Nebraska Center for Virology	24-0549-0010004	232
NE Stock Market Game	27-0611-0006001	236	NIH Nebraska Center for Virology	24-0549-0010001	232
Neb Roads 09-10 Highway Paleo Salvage	26-2805-0015013	249	NIH Ojibwe Pathways Through High School	24-0524-0013001	232
Neb Roads 10-11 Highway Paleo Salvage	26-2805-0015014	249	NIH RNA-Mediated Silencing	24-1215-0002001	240
Nebr Bankers Assn Col Prof-Karels	27-0608-0006001	235	NIH supplement polymerase reactions	24-0506-0018004	232
Nebr Council On Economic Educ Fund	27-0611-0001001	235	NIH Yr 5 Early Speech Motor Development	24-1710-0004004	245
Nebr Soc Cpa Col Prof-Shoemaker	27-0606-0002001	235	NSF - ANDRILL	25-0550-0001001	232
Need Based Aid-Tuit Assist Pgm	21-2313-0003	247	NSF ANDRILL-Childrens Book Supplement	25-0550-0001019	232
Need Based Aid-UNOG	21-2313-0002	247	NSF Software Development	25-0511-0067010	232
NEU East Administration	23-4215-1400	256	NTC Admin Svc Cntr	22-1121-0003	238
NEU East Bakery	23-4215-1613	256	NU Accounting	23-4215-1103	256
NEU East Bldg Maintenance	23-4215-1414	256	NU Caffina Caf�	23-4215-1517	256
			NU City Administration	23-4215-1100	256

ALPHABETICAL LISTING OF COST OBJECTS
University of Nebraska - Lincoln

NU City Bakery	23-4215-1515	256	Office of Sponsored Programs-Post F&A	21-1205-4006	240
NU City Bldg Maintenance	23-4215-1214	256	Offutt Program	26-0601-0003001	235
NU City Building Operations	23-4215-1211	256	Olson / Othmer Prof-Umstadter	26-0521-0054001	233
NU City Cash Office	23-4215-1217	256	Operations Analysis	21-4365-0001	257
NU City Catering	23-4215-1512	256	Operations Analysis F&A	22-4365-4801	257
NU City Custodial/Setups	23-4215-1215	256	Operations/Maintenance Equipment	21-4307-0001	257
NU City Food Service Administration	23-4215-1511	256	OTD-UNO SBA Cost Share F&A	21-1205-4202	239
NU City Information Desk	23-4215-1212	256	Other Std Srv-Prospective Student Info L	21-4214-0003	254
NU City Recreation	23-4215-1810	256	Othmer Chem Engr Prof-Meagher, M.	27-1106-0004001	239
NU City Reservations	23-4215-1216	256	Othmer Match / Olson Prof-Umstadter	26-0521-0055001	233
NU City Union Facility Operating	21-4215-0001	254	Othmer Match for A. James Prof-James;M.	26-1737-0003001	246
NU Comp Tech Support	23-4215-1104	256	Othmer Match for Angle Fund-Thomas	26-0516-0019001	233
NU Culture Center Facilities	23-4215-1213	256	Othmer Match for Bruhn Fund-Whitbeck	26-0524-0025001	233
NU East SI Programs	23-4215-1325	256	Othmer Match for Klaasmeyer-Rilett	26-1107-0087001	239
NU East Union Facilities Operating	21-4215-1001	254	Othmer Match for Thompson Fund-Borstelma	26-0516-0011001	233
NU Equipment Reserve Account	23-4215-0005	255	Othmer Match Volte/Keegan-Velander	26-1106-0063001	239
NU Nebraska Unions	23-4215-0004	255	Othmer Match/Jensen Chair-Rothermel	26-0511-0044001	232
NU QwikKick	23-4215-1519	256	Othmer Match-Avollio; Bruce	26-0609-0011001	235
NU Readership Program	23-4215-0006	255	Othmer Match-Avramov; Luchezar	26-0517-0031001	233
NU SI Gender Programs	23-4215-1313	256	Othmer Match-Fielding; Chris	26-0514-0032001	233
NU SI Information Strategies	23-4215-1315	256	Othmer Match-Gardner; William	26-0609-0022001	235
NU SI Leadership Development	23-4215-1312	256	Othmer Match-Olson; David	26-0609-0013001	235
NU SI LGBTQA Programs	23-4215-1322	256	Othmer Match-Price; Kenneth	26-0512-0015001	233
NU SI Minority Student Development	23-4215-1314	256	Othmer-NEH Plains Humanities Alliance>	26-0101-0003001	228
NU SI Serv-Learning	23-4215-1316	256			
NU SI Stdtd Organizations	23-4215-1318	256			
NU SI Student Involvement	23-4215-1311	256			
NU Student Organizations Financial Serv	23-4215-1101	256			
Nutr & Hlth Sci -Lab Fees	22-1736-0001	245			
Nutr & Hlth Sci Teaching Revolving	22-1736-0002	245			
Nutrition & Health Sciences	21-1736-0001	244			
			P		
			Parking - 14 & Avery Garage	23-4332-0005	258
			Parking - Transit Operations	23-4332-0004	258
			Parking Lot Services	23-4332-0001	258
			Parking-17th & R Parking Garage	23-4332-0003	258
			Parking-Stadium Dr Parking Garage	23-4332-0002	258
			Partnership Degree Pgm	21-0125-0001	227
			Paul C Burmeister Col Prof-Macphee	27-0607-0002001	235
			Payroll	21-4314-0001	257
			Peers Development	26-0517-0012001	233
Office of Proposal Development F&A	21-1205-4005	240			
Office of Sponsored Programs-Post Award	21-1205-0006	239			

ALPHABETICAL LISTING OF COST OBJECTS
University of Nebraska - Lincoln

Pell Admin Allow Unalloc	21-2207-0002	247	POE Elect Engr Schubert	21-1109-5105	237
Performance	23-7701-1210	262	POE Engr-Fac Leadership Writing Init	21-0512-5111	229
Pgm 711Equipment	21-4307-0003	257	POE English-Cather Studies	21-0512-5101	229
Philosophy	21-0519-0001	230	POE English-Digital Rsch	21-0512-5110	229
Philosophy	26-0519-0002001	233	POE Engr Mech Tan	21-1110-5102	237
Philosophy	26-0519-0003001	233	POE Engr Mech-EPSCoR Lim	21-1110-5103	237
Philosophy	26-0519-0004001	233	POE FPA-Digital Media	21-0702-5102	236
Philosophy	26-0519-0005001	233	POE FPA-Enhanced Visual Lit	21-0702-5100	236
Physics & Astronomy	25-0521-0136001	232	POE History-Rsch in the Humanities	21-0516-5103	229
Physics & Astronomy	25-0521-0136010	232	POE Journalism-Enhanced Visual Lit	21-1402-5102	241
Physics & Astronomy-Joint Instr Shop	22-0521-0006	231	POE Library-Digital Research Humanities	21-1602-5102	243
Physics And Astronomy	21-0521-0001	230	POE Management-Building Leadership	21-0609-5101	234
Physics And Astronomy Equipment Fund	21-0521-0008	230	POE Math-Math & Science Teachers	21-0517-5101	230
Physics And Astronomy Laboratory Fees	22-0521-0007	231	POE Nutr Health Sci Genomics	21-1736-5102	244
Physics And Astronomy Physics Services	22-0521-0001	231	POE Physics-AMO Physics	21-0521-5101	230
Physics And Astronomy Physics Shops	21-0521-0005	230	POE Physics-Nanoscale Science	21-0521-5102	230
Physics And Astronomy Physics Special	21-0521-0006	230	POE Psychology-Belli	21-0523-5104	230
Physics Shops	22-0521-0005	231	POE Psychology-Law & Psychology	21-0523-5102	230
Physics-Chemistry Machine Shop	21-0521-0010	230	POE Raikes SchI Comp Sci & Mgm	21-0124-5101	227
Physics-Instru Support	21-0521-0003	230	POE Soc-Falci	21-0524-5102	230
Physics-Revlg Activ	22-0521-0003	231	POE Soc-Olson	21-0524-5103	230
Pike College Prof-Starita,Joe	26-1401-4599001	241	POE SRAM/Gallup	21-0544-5101	230
Plant Science Initiative	25-1215-0019001	240	POE SRAM/GRC	21-0544-5102	230
Plant Science Initiative	26-1215-0030001	240	POE TCD-Enhanced Visual Lit	21-1737-5102	244
Plant Science-A&S	21-0545-0001	230	POE VCAA-Program Enhancement	21-0101-5100	227
POE - Honors Pgm	21-0111-5101	227	POE-Arch Engr-Duram School	21-1119-5102	237
POE Architecture-Visual Literacy	21-0202-5102	228	POE-Cnstr Mgt-Duram School	21-1114-5101	237
POE Bio Sci-Init Eco/Evol Analysis	21-0506-5104	229	POE-CYFS-Welch	21-1714-5103	244
POE CEEN Fac Cluster Support	21-1117-5102	237	POE-GeoSci-Water Initiative	21-0514-5102	229
POE Comp Sci-Comp Simul	21-0511-5101	229	POE-NE Cnt Virology	21-0549-5101	230
POE Comp Sci-Creating Depd End-User Soft	21-0511-5103	229	POE-Pol Sci-Water Initiative	21-0522-5103	230
POE Comp Sci-Faculty Lu & Hochstein	21-0511-5105	229	POE-TLTE / CSMCE	21-1708-5102	244
POE Comp Sci-Sim Comp IT Telecomm	21-0511-5104	229	Poetry Fdn American Life in Poetry proje	26-0512-0036001	233
POE CSMCE-NU Teach	21-0536-5102	230	POE-Water Resources-Law	21-1502-5101	241
POE CSMCE-Teach & Learning Seed Grants	21-0536-5101	230	Pol Sci-Distance Ed	22-0522-0011	231

ALPHABETICAL LISTING OF COST OBJECTS
University of Nebraska - Lincoln

Police Services-Security & Traffic	21-4360-0001	257	Public Service-Anticipated Activity	27-9839-0030	264
Political Science	21-0522-0001	230	Publications Management-Publications	21-4409-0002	259
Political Science-Lab Fees	22-0522-0002	231	Publications/Photography Graphic Dsgn	23-4410-0002	259
Post Season Hosted Events	23-7701-1514	262	Publications-Photography	23-4410-0001	259
Power Plant Clearing	23-3397-0003	253	Publ-Student Directory	23-4410-0005	259
PPC-Service Center Account	22-0116-0002	227	Purchasing	21-4326-0001	257
PR - Integrated Marketing Plan	22-4408-0001	259	Purchasing F&A	22-4326-4801	257
Presidential Professorship-Ted Kooser	27-0512-0018001	233			
Prevention Center	27-1707-0011001	246			
Printing Services	23-4334-0001	258	R		
Printing Services-Equipment	23-4334-0002	258	Radiological Health F & A	22-4330-4801	257
Pmt Serv-1700 Y Copy Center	23-4334-0004	258	Raikes CSM-Design Studio	23-0124-0001	228
Pmt Serv-City Union Copy Center	23-4334-0005	258	Raymond C Dein College Prof-Smith; David	27-0606-0004001	235
Pmt Serv-Cost per Copy Program	23-4334-0003	258	Recycling Program	21-3313-0001	252
Pmt Serv-East Union Copy Center	23-4334-0006	258	Recycling Program	23-3313-0001	253
Professional Book Stores Law Text Books	23-1507-0001	242	Registration & Records	21-4208-0001	254
PR-Scarlet-Revolving	22-4408-0004	259	Registration & Records-Athletic Cert Rev	22-4208-0002	254
PR-Univ Comm-Internet/Interactive Media	22-4408-0005	259	Rental Physical Plant Property	21-3314-0001	252
PR-Van Brunt Visitors Center	21-4408-0005	259	Rental Prop Misc Fees & Rental Inc	23-3314-0001	253
Psych-Clinical Training Pgm	22-0523-0001	231	Rental Property-1901 Y Street	23-3314-0007	253
Psych-Consultation Ctr	22-0523-0003	231	Rental Prop-Textron	23-3314-0013	253
Psychology	21-0523-0001	230	Research Compliance-Animal Care F&A	21-1209-4001	240
Psychology - Law/Psychological Dev	22-0523-0004	231	Research Compliance-Human Subjects F&A	21-1209-4002	240
Psychology Laboratory Fees	22-0523-0006	231	Research Council	21-1206-0001	239
Psychology Psychological Development	22-0523-0002	231	Research-Anticipated Activity	24-9839-0020	263
Publ & Photog-Insti Publications	21-4409-0003	259	Research-Anticipated Activity	25-9839-0020	263
Public Policy Cnt	21-0116-0001	227	Research-Anticipated Activity	26-9839-0020	264
Public Relations-Natl News Media	21-4408-1001	259	Research-Anticipated Activity	27-9839-0020	264
Public Relations-News & Info	21-4408-0001	259	Revolving Budget Adjustment	23-9839-1020	264
Public Relations-Scarlet	21-4408-0003	259	Richard H Larson College Professor	27-1502-0012001	242
Public Relations-Speakers Bureau	21-4408-0002	259	Rifle	23-7701-1414	262
Public Relations-Video Services	22-4408-0002	259	Robert J Kutak College Professor	27-1502-0006001	242
Public Service-Anticipated Activity	24-9839-0030	263	Ross Mccullum College Professor	27-1502-0007001	242
Public Service-Anticipated Activity	25-9839-0030	263	Rsch Comp-Export Control Activities F&A	21-1209-4101	240
Public Service-Anticipated Activity	26-9839-0030	264	Rsch Compliance Srv	21-1209-0001	239
			Rsch Compliance Srv-Human Subjects Irb	21-1209-0002	239

ALPHABETICAL LISTING OF COST OBJECTS

University of Nebraska - Lincoln

Std Svcs-Student Info System	21-4214-0002	254	Tch Lrn & Tch Ed	27-1708-0045001	246
Steinhart College Professor-Chen	27-0606-0003001	235	Teach Lrn & Teacher Ed Svcs	22-1708-0001	245
Steinhart College Prof-Nierman	27-0706-0012001	237	Teaching Learning & Teacher Education	21-1708-0001	244
Steinhart Fdn College Professor	27-1502-0010001	242	Technology Development F&A	21-1205-4002	240
Stewart/Othmer Prof-Olson; David	26-0609-0012001	235	Tennis, Mens	23-7701-1208	262
Stores - Central Operations	23-4337-0001	258	Tennis, Womens	23-7701-1408	262
Stuart CBA Dean-Miligan	27-0601-0018001	235	Textiles Cloth & Design Laboratory Fees	22-1737-0001	245
Student Accounts	21-4316-0001	257	Textiles Cloth & Design Revolving Operat	22-1737-0002	245
Student Financial Support-Anticipated Ac	24-9839-0080	263	Textiles Clothing & Design	21-1737-0001	244
Student Financial Support-Anticipated Ac	25-9839-0080	263	Theatre Arts-Dept Oper	21-0707-0001	236
Student Financial Support-Anticipated Ac	26-9839-0080	264	Theatre Arts-NE Repertory Theatre	22-0707-0004	236
Student Financial Support-Anticipated Ac	27-9839-0080	264	Theatre Arts-Prop/Costume Rentals	22-0707-0001	236
Student ID office	23-4342-0001	258	Theatre Arts-Summer Theatre	21-0707-0003	236
Student Judicial Affairs	21-4213-0001	254	Theatre Arts-Theatre Lab	21-0707-0002	236
Student Life	22-4213-0001	254	Theatre Arts--Theatre Lab-Cash	22-0707-0002	236
Student Programming	22-4209-0001	254	Theatre-Lab Fees	22-0707-0006	236
Student Serv Disab-Community Events	22-4214-0002	254	Thomas C Sorensen Prof-Winkle; K.	27-0516-0006001	233
Student Services-Anticipated Activity	24-9839-0050	263	Thompson/Othmer Prof-Borstelmann; Thomas	26-0516-0010001	233
Student Services-Anticipated Activity	25-9839-0050	263	Ticket Office	23-7701-1102	261
Student Services-Anticipated Activity	26-9839-0050	264	TLTE-Art Educ-Curr306	22-1708-1002	245
Student Services-Anticipated Activity	27-9839-0050	264	TLTE-Prof Services-Moeller	22-1708-0006	245
Student Tech Revl-A&S Deans Office	22-0501-0001	230	Track	23-7701-1203	262
Student Technology Services-STS	22-2905-0005	250	Trans Srv-Rental Cars	23-4333-0006	258
Summer Instruction Special Workshops	22-2105-0001	246	Transportation Services	23-4333-0001	258
Summer Sessions 2009	21-2105-0900	246	Transportation Services Equipment	23-4333-0002	258
Summer Sessions 2010	21-2105-1000	246	Travel	21-0110-0001	227
Sunshine Autism	27-1710-0010003	246	TRIO Programs	21-4210-0001	254
Swimming	23-7701-1206	262			
T			U		
T Mylan Stout College Prof-Harwood	27-0514-0006001	233	UCLA US CMA S&C Tier 2 1.2.3.3	26-0511-0075100	232
TCD International Quilt Study Center	21-1767-0001	244	UCLA US CMS 1.2.3.7.2 Tier 2 labor S&C	26-0511-0075104	233
TCD IQSC Admin/Operating	23-1767-0002	246	UCLA US CMS S&C Tier 3 1.3.6	26-0511-0075101	232
TCD Labs	22-1737-1001	245	UDS Retail Production Center	23-4215-1514	256
Tch Lrn & Tch Ed	26-1708-0054001	246	UG POE Undergraduate Dean	21-0123-5101	227
			Un Fdn-Short Term Loan Counseling Fd	27-4211-0001001	255

ALPHABETICAL LISTING OF COST OBJECTS
University of Nebraska - Lincoln

UnderGrad Deans Off Gen Ed	21-0123-0006	227	Univ Press Sales (SL)	23-7905-1003	263
UnderGrad Deans Off NU Connections	21-0123-0005	227	Univ Press Technology (IT)	23-7905-1014	263
UnderGrad Deans Office	21-0123-0001	227	Univ Press-Directorship (DR)	23-7905-1006	263
UnderGrad Deans Office OASIS	21-0123-0003	227	Univ Press-Manuscript Editorial (ME)	21-7905-1001	262
UnderGrad Deans Office SIPS	21-0123-0004	227	Univ Press-Manuscript Editorial (ME)	23-7905-1001	263
Unemployment Compensation	21-4424-0001	259	Univ Press-Production (PR)	21-7905-1002	262
Univ Apts-U Street Apts	23-7519-1002	261	Univ Press-Production (PR)	23-7905-1002	263
Univ Apts-Vine Street Apts	23-7519-1003	261	Univ Srv-Business Center	23-4325-0005	258
Univ Health Serv-Administration	23-4212-1041	255	Univ Srv-Director	23-4325-0004	258
Univ Health Serv-Allergy	23-4212-1012	255	Univ Stores-Comm Fares	23-4337-0005	258
Univ Health Serv-Business Office	23-4212-1042	255	Univ Stores-Computers	23-4337-0007	258
Univ Health Serv-CAPS	23-4212-1021	255	Univ Stores-Freight	23-4337-0006	258
Univ Health Serv-Central Service	23-4212-1043	255	Univ Stores-Health Care/Drug Testing	23-4337-0009	258
Univ Health Serv-CHE General	23-4212-1031	255	Univ Stores-Scientific Supplies	23-4337-0004	258
Univ Health Serv-CHE Health Aides	23-4212-1032	255	Univ Stores-Stockless Office Supplies	23-4337-0003	258
Univ Health Serv-CHE Sexuality Education	23-4212-1035	255	Univ Tuition Assist Grants	21-2313-0001	247
Univ Health Serv-Computer Support	23-4212-1044	255	University Dining Services	23-4215-1500	256
Univ Health Serv-Dental	23-4212-1061	255	University Health Service	23-4212-0001	255
Univ Health Serv-Dermatology	23-4212-1082	255	University Housing Central Housing Adm	23-7501-0001	260
Univ Health Serv-Housekeeping	23-4212-1047	255	University Park Apartments	23-7519-1001	261
Univ Health Serv-Immunization	23-4212-1016	255	University Police	26-4360-0013001	257
Univ Health Serv-International Travel	23-4212-1088	255	University Services	21-4325-0001	257
Univ Health Serv-Laboratory	23-4212-1055	255	University Srvc-Mgm Info For Travel	23-4325-0002	258
Univ Health Serv-Main Clinic	23-4212-1011	255	University Television	21-2701-0001	248
Univ Health Serv-Marketing	23-4212-1049	255	University Television	26-2701-2009001	248
Univ Health Serv-Pharmacy	23-4212-1071	255	University Television	26-2701-2010001	248
Univ Health Serv-Physical Therapy	23-4212-1051	255	University Television Revolving	22-2701-0001	248
Univ Health Serv-Radiology	23-4212-1054	255	UNL Career Services	21-4206-0001	253
Univ Press Acquisition (AQ)	21-7905-1008	262	UNL Career Services Revolving	22-4206-0001	254
Univ Press Acquisition (AQ)	23-7905-1008	263	UNL CCTV Police Maintenance	22-4360-0005	257
Univ Press Business (BS)	23-7905-1007	263	UNL Child Care	23-4215-0007	255
Univ Press Journals (JR)	21-7905-1009	262	UNL Police Special Events	22-4360-0004	257
Univ Press Journals (JR)	23-7905-1009	263	UNL Police Srv-Comm Srv Officers Revlg	22-4360-0001	257
Univ Press Op	23-7905-0001	263	US ED 08-09 NE Neb Upward Bound	24-4210-0019021	255
Univ Press Operating	21-7905-0001	262	US ED 09-10 Admin Talent Search program	24-4210-0017031	255

ALPHABETICAL LISTING OF COST OBJECTS
University of Nebraska - Lincoln

US ED 09-10 Classic Upward Bound ADMIN	24-4210-0018021	255	Vice Chan For Research F&A	21-1201-4001	240
US ED 2009-2010 Upward Bound Math Scienc	24-4210-0020031	255	Vice Chan For Research Support Serv	21-1201-0001	239
US ED Indigenous Roots Teacher Ed Prgm	24-1708-0001001	245	Vice Chancellor Academic Affairs	21-0101-0001	227
USAMRAA Management	25-1106-0020002	238	Vice/Chancellor Research-Revolving	22-1201-0001	240
USDA Risk Assessment & Exposure Analysis	25-0511-0053001	232	Village	23-7513-2000	261
Utility Operations	21-3309-0001	252	Village-Facilities	23-7513-2400	261
			Village-Res Life	23-7513-2700	261
			Village-Snack Bar/C Store	23-7513-2600	261
V C For Business & Finance	21-4301-0001	257	Volleyball	23-7701-1405	262
V C For Student Affairs	21-4201-0001	253	Vranek Fund-Tadros Professorship	27-1120-0002001	239
V C For Student Affairs Publicat Adviso	21-4201-0002	253			
V W Hodder College Prof-Bruning	27-1707-0005001	246	W		
Varner Distinguished Prof-Janovy	27-0506-0007001	233	WAPOR Ranae Reis	26-7407-0044001	260
VC Academic Affairs	25-0101-0014001	228	Water Center Nebr Res Initiative Core	21-3218-0002	252
VC Research	24-1201-0014001	240	Womens Studies	21-0537-0001	230
VC Research	26-1201-0011001	240	Workers Compensation	21-4424-0002	259
VC Research	26-1201-0013001	240	Workstudy Matching Control	21-2215-0001	247
VC Research	26-1201-0018001	240	Wrestling	23-7701-1205	262
VC Research	27-1201-0008001	240			
VC Student Affairs	25-4201-0005001	255	Y		
VCAA-Distinguished Prof	21-0101-0008	227	Year 3 US EDUC Family Centered Academic	24-1710-0040003	245
VCAA-Diversity Enhancement	21-0101-0004	227			
VCAA-Diversity Hires	21-0101-0007	227			
VCAA-Faculty Pool	21-0101-0010	227			
VCR Communications F&A	21-1201-4103	240			
VCR Corporate & Foundation Relations F&A	21-1201-4106	240			
VCR Rsch Finance F&A	21-1201-4105	240			
VCR: Research Info Systems F&A	21-1201-4102	240			
VCR-Alexander Shared Exp F&A	21-1201-4007	240			
VCR-Associate VCR Larkins	21-1201-0010	239			
VCSA Other Student Services	22-4214-0001	254			
VCSA-Peer Financial Education Project	22-4201-0007	254			
Vending Operations	23-4339-0001	258			
Vice Chan Acad Affairs General Expenditu	21-0101-0002	227			
Vice Chan Acad Affairs Non Recurring	21-0101-0005	227			

ALPHABETICAL LISTING OF COST OBJECTS
 University of Nebraska - Lincoln
 Institute of Ag & Natural Resources

Agricultural Economics Teaching	21-6124-0001	265	Animal Science Operations	22-6226-0001	269
Agro KGC Research Revolving	22-6222-0013	269	Animal Science Poultry Operations	22-6226-0005	269
Agron - Hort Admin	22-6122-0001	266	Animal Science Swine Farms	22-6226-0008	269
Agron-Hort Operations Admin	22-6222-0001	269	Animal Sci-Royalty Inc	22-6226-0011	269
Agronomy	25-6222-0284001	272	ANSC CRC Calkins	22-6226-0016	269
Agronomy	25-6222-0293001	272	ANSC Index Line Royalty Revolving	22-6226-0012	269
Agronomy	25-6222-0305001	272	ANSC Omega Royalty Revolving	22-6226-0015	269
Agronomy	25-6222-0340001	272	ANSC PJK Kononoff	22-6226-0021	269
Agronomy	25-6222-0359001	272	ANSC RUM Ruminant Nutrition	22-6226-0017	269
Agronomy	25-6322-0378210	277	ARD Dean-Operating	21-6204-0001	267
Agronomy	26-6222-0291001	273	ARD Development Program	22-6205-0004	269
Agronomy	26-6222-0328001	273	Ard Interdisciplinary Research	21-6205-0004	267
Agronomy	26-6222-0380001	273	ARD Res & Dev Income	22-6205-0003	268
Agronomy	27-6122-0275001	267	ARDC Development Fund	22-6244-0004	271
Agronomy	27-6222-0324001	274	ARDC Facilities Operations	22-6244-0001	271
Agronomy	27-6322-0319001	279	ARDC Farming Operations	22-6244-0002	271
Agronomy - Horticulture Research	21-6222-0001	267	ARDC Maintenance Shop	21-6244-0003	268
Agronomy -Horticulture Teaching	21-6122-0001	265	ARDC Program Operations	22-6244-0003	271
Agronomy Soil & Pit Testing Service	22-6322-0001	276	ARDC Rsch & Educ Bldg Funds	21-6244-0002	268
Agronomy-Horticulture Extension	21-6322-0001	274	ARDC Technology Operations	22-6244-0006	271
Ag-Pesticide Education	22-6322-0010	276	ARDC/Ext Joint Appt. Funds	21-6344-0001	275
Allington Distinguished Prof-Van Etten	27-6135-0001001	267	ARDC-Plant/Pest Diag	22-6344-0001	277
Animal Science	21-6126-0001	265	ARDC-Solution Days	22-6344-0002	277
Animal Science	21-6226-0001	267	ARD-F&A	21-6205-4000	267
Animal Science	21-6326-0001	274	ARD-General Activities	22-6205-0001	268
Animal Science	24-6226-0252001	271	ARD-Honors Program	21-6205-0006	267
Animal Science Beef Feed Lot	22-6226-0004	269	ARD-Husker Genetics Oper	23-6205-0001	274
Animal Science Beef Physiology & Mgmt	22-6226-0006	269	ARD-Innovative Research	21-6205-0005	267
Animal Science Dairy	22-6226-0003	269	ARD-Royalty Activities	22-6205-0002	268
Animal Science Dalby Halleck Farm	22-6226-0009	269	ARD-Special	21-6205-0003	267
Animal Science Extension Activities	22-6326-0001	276	ARS RLH MARC	25-7408-0001001	282
Animal Science Feedmill	22-6226-0010	269	Assessment of Ethanol Release	26-6222-0261001	273
Animal Science Judging	22-6126-0001	266	ASSIST Business Center	21-6617-0004	281
Animal Science Laboratory Fees	22-6126-0002	266			
Animal Science Meat Lab	22-6226-0002	269			

ALPHABETICAL LISTING OF COST OBJECTS
 University of Nebraska - Lincoln
 Institute of Ag & Natural Resources

Beadle Business Center	21-6617-0003	281	Biotechnology	21-6234-0001	268
Bernards - Weed Science	27-6222-0211001	274	Bldg Repr & Maint-Def Maint	21-6656-0004	281
Biochemistry	21-6130-0001	265	BSE Boldt Rsch Revolving	22-6221-0002	269
Biochemistry	21-6230-0001	267	BSE Dvorak Ext Rev	22-6321-0014	275
Biochemistry	24-6230-0096001	271	BSE Eisenhauer Tch Revolving	22-6121-0003	266
Biochemistry	24-6230-0098002	271	BSE Ext Hay	22-6321-0022	276
Biochemistry	24-6230-0098003	271	BSE Ext Rev Adamchuk	22-6321-0018	275
Biochemistry	24-6230-0098007	271	BSE Ext Rev Jasa	22-6321-0016	275
Biochemistry	24-6230-0098008	271	BSE Ext-Ventilation Workshops	22-6321-0019	276
Biochemistry	24-6230-0104001	271	BSE Franti Ext Revolving	22-6321-0004	275
Biochemistry Chemical Services	22-6230-0001	269	BSE Henry Ext Rev	22-6321-0012	275
Biochem-Lab Isotope Biodynamics	22-6230-0002	269	BSE Hygnstrom/Woldt Ext Workshops	22-6321-0006	275
Biol Sys Engr-Chemigation	22-6321-0003	275	BSE Imak Rsch Revolving	22-6221-0017	269
Biol Sys Engr-Rogers Farm	22-6221-0001	269	BSE Kocher Teachg Revolving	22-6121-0009	266
Biological System Eng	26-6221-0166001	273	BSE Martin/Eisenhauer Rsch Revolving	22-6221-0007	269
Biological System Eng	26-6221-0189001	273	BSE Meyer Tch Revolving	22-6121-0007	266
Biological System Engineering-Lab Fees	22-6121-0002	265	BSE Morgan Ext Revolving	22-6321-0009	275
Biological Systems Eng	25-6321-0177001	277	BSE Physical Groundwater Models	22-6321-0005	275
Biological Systems Eng	26-6321-0126001	278	BSE Prof Fees	22-6121-0011	266
Biological Systems Eng	26-6321-0137001	278	BSE Rsch On-Site	22-6221-0015	269
Biological Systems Eng	26-6321-0156001	278	BSE Schinstock Tch Revolving	22-6121-0008	266
Biological Systems Eng	26-6321-0169001	278	BSE Schulte Rsch Revolving	22-6221-0008	269
Biological Systems Eng	27-6221-0139001	273	BSE Slava Adamchuk Rsch Revolving	22-6221-0014	269
Biological Systems Eng	27-6221-0140001	273	BSE Subbiah Tch Revolving	22-6121-0005	266
Biological Systems Engineering	21-6121-0001	265	BSE Subiah Rsch Revolving	22-6221-0004	269
Biological Systems Engineering	21-6221-0001	267	BSE Tech Fees	22-6121-0001	265
Biological Systems Engineering	21-6321-0001	274	BSE Tractor Test Lab	23-6221-0001	274
Biological Systems Engineering-Planning	22-6321-0001	275	BSE Vehicle 2A	22-6221-0012	269
Biological Systems Engineeromg-Develop S	22-6221-0003	269	BSE Veris Maintenance-Rsch Rev	22-6221-0011	269
Biom DBM Marx	22-6225-0004	269	BSE Woldt Ext Revolving	22-6321-0010	275
Biometry	21-6125-0001	265	BSE WWCD Ext Revolving	22-6321-0011	275
Biometry	21-6225-0001	267	Budget Adjustmen Temporary Budget Adjust	21-6699-0002	281
Biometry Lab Fees	22-6125-0001	266	Budget Adjustment Permanent Bdgt Adjust	21-6299-0001	268
Biometry-Statistical Srv	22-6225-0001	269	Budget Adjustment Permanent Bdgt Adjust	21-6399-0001	275
BIOM-KME Eskridge	22-6225-0002	269	Budget Adjustment Permanent Bud Adjust	21-6699-0001	281

ALPHABETICAL LISTING OF COST OBJECTS
 University of Nebraska - Lincoln
 Institute of Ag & Natural Resources

Budget Adjustment Permanent Budget Adj	21-6199-0001	265	CGS-PGM PGA Course	22-6161-0001	266
Budget Adjustment Sub Prog Alloc Bal Fw	21-6699-0004	281	CGS-PGM PGA Lincoln Course	22-6161-0002	266
Budget Adjustment Unalloc F&A	21-6699-4007	282	CGS-PGM Revolving	22-6161-0004	266
			CGS-PGM Scholarships	22-6161-0005	266
C			Child Youth & Fam Studies	21-6227-0001	267
CARI Buy Fresh Buy Local	23-6363-0004	279	Child Youth & Fam Studies	21-6327-0001	274
CARI-Vice Chancellor	21-6663-0001	281	Child Youth & Fam-Exten Operations	22-6327-0001	276
CASNR Dean-Gen Activities	22-6102-0001	265	CIT Art/DTP/Editing	22-6649-0008	281
CASNR Dean-Operating	21-6102-0001	265	CIT Comm/Info Tech DEAL Revolving	22-6649-0003	281
CASNR Dean-Placement	22-6102-0004	265	CIT Distance Ed Srv Cnt	22-6649-0006	281
CASNR Dean-Recruitment	21-6102-0002	265	CIT Distribution Srv Cnt	22-6649-0009	281
CASNR Ext Ed Undergrad	22-6103-0003	265	CIT Elect Media Service Cnt	22-6649-0005	281
CASNR Ext Ed-Master of Ag	22-6103-0005	265	CIT Publication Sales	23-6649-0001	282
CASNR GP/Idea Distance Ed	22-6103-0004	265	CIT Video Production	22-6649-0007	281
CASNR-Ag Sci Lab Fees	22-6103-0002	265	CIT Visuals	22-6649-0010	281
CASNR-Dean Placement	21-6102-0004	265	Cnt Applied Rural Innovation	21-6163-0001	265
CASNR-Dean Retention	21-6102-0003	265	Cnt Applied Rural Innovation	21-6263-0001	268
CASNR-Instruction Improvement	21-6103-0002	265	Cnt Applied Rural Innovation	21-6363-0001	275
CASNR-Special	21-6103-0001	265	Cnt Applied Rural Innovation Revolving	22-6263-0001	271
CASNR-Student Tech Fee	22-6103-0001	265	Cnt Applied Rural Innovation Revolving	22-6363-0001	277
Cattle - Mader Nerec #42-007	27-6241-0004001	274	Communications & Info Tech	22-6649-0002	281
CED Dean-Operating	21-6308-0001	274	CSD Drilling Project Revolving	22-6238-0015	270
CED-Communications Activity	22-6309-0004	275	CSD Drilling Revolving	22-6238-0014	270
CED-Educator Recruitment	21-6309-0002	274	CSD Soils Mapping Revolving	22-6238-0017	270
CED-General Activities	22-6309-0001	275	CSREES FY 04-05 SARE Administration	25-6205-0040001	272
CED-Special	21-6309-0006	274	CSREES FY 05-06 SARE Administration	25-6205-0042002	272
CED-Telecommunications	21-6309-0009	274	CSREES FY05-06 SARE Administration	25-6309-0037003	277
Center for Applied Rural Innovation	26-6363-0035001	278	CSREES NE CYFAR Gage County	25-6329-0044003	277
Center for Grassland Studies	21-6161-0001	265	CSREES NE CYFAR Scottsbluff County	25-6329-0044004	277
Center For Grassland Studies	21-6261-0001	268	CSREES NE CYFAR UNL	25-6329-0044002	277
Center for Grassland Studies	21-6361-0001	275	CT Family Programming	25-6340-0091210	278
Center for Grassland Studies Ext Opers	22-6361-0001	277	CT State 4H Office	25-6329-0025209	277
Center for Grassland Studies-PGA Prog	21-6161-0002	265	Ctr Grassland	25-6261-0008210	273
CGS Ext Rev-Baquet	22-6361-0002	277			
CGS-PGM Lab Fees	22-6161-0003	266			

D

ALPHABETICAL LISTING OF COST OBJECTS
University of Nebraska - Lincoln
Institute of Ag & Natural Resources

Dean Col Ed & Human Sci	21-6306-0001	274	Entomology	25-6338-0333001	278
Dist Ed-Revolving	22-6122-0003	266	Entomology	26-6228-0124001	273
Distinguished Prof Award Messengale	27-6122-0010001	267	Entomology Operations	22-6228-0001	269
Dodge Co 4-H Ag Society	27-6340-0056001	279	Entomology Siegfried Operations	22-6228-0002	269
DOE DEFG0300ER15044 Role Rubisco Small S	25-6230-0016001	272	Entomology-Distance Ed Revolving	22-6128-0001	266
DOE Develop Test Flux Measure Syst	26-6221-0034001	273	Entomology-Extension Operations	22-6328-0001	276
DOE-OBER: Misc-8 Tech/Schmelfenig	25-6238-0173032	272	Equipment Institute Of Agriculture	21-6657-0001	281
DOE-OBER: VERMA	25-6238-0173021	272	Eugene W. Price Prof Baenzinger	27-6122-0009001	267
Dryland Cropping Systems Rsch Fund	27-6243-0004001	274	Extd Ed Train Support Course Dev	22-6135-0001	266
			Extension Assistant - Nemaha County	27-6340-0066001	279
			Extension Educators - Sheridan County	27-6343-0048001	279
E			Extension Educators Cheyenne County	27-6343-0096001	279
Eastern 4H Camp	22-6329-0005	276	Extension Educators Kimball Banner Count	27-6343-0095001	279
EFNEP Douglas	25-6309-0004410	277	Extension Educators-Buffalo County	27-6342-0046001	279
EFNEP Hall/Adams	25-6309-0004110	277	Extension Educators-Lancaster Cnty	27-6340-0002001	279
EFNEP Lancaster	25-6309-0004210	277			
EFNEP Nutritional Sciences	25-6309-0004310	277			
EFNEP Youth Obesity & Physical Fitness	25-6309-0004910	277			
Eighth Farm Mgmt Fund	27-6324-0049001	279	F		
EMED Service Center	22-6649-0001	281	FARRP General Account	22-6231-1030	270
EMED-Academic Program	21-6149-0004	265	FARRP Soy Threshold	22-6231-1046	270
EMED-Program Resources	21-6649-0001	281	FARRP-Funded Faculty	22-6231-0007	270
EMED-Program Services	21-6649-0002	281	Food Sci & Tech-Food Processing Cnt	21-6231-0002	268
ENTO DIS Distance Activities	22-6128-0003	266	Food Sci & Tech-Recruitment	22-6131-0003	266
ENTO FPB Baxendale	22-6328-0002	276	Food Sci FPC Ext	21-6331-0002	275
ENTO JEF Foster	22-6228-0004	269	Food Sci FPC Workshops	22-6331-0001	276
ENTO LJM Meinke	22-6228-0005	269	Food Sci/FPC/FARRP	22-6231-0006	270
ENTO RJW Wright	22-6228-0003	269	Food Science & Tech	25-6231-0126001	272
ENTO STK Kamble	22-6228-0006	269	Food Science & Technology	21-6131-0001	265
Ento Teach Rev Lab Fees	22-6128-0002	266	Food Science & Technology	25-6231-0123001	272
Entomology	21-6128-0001	265	Food Science & Technology Food Products	22-6231-0001	270
Entomology	21-6228-0001	267	Food Science & Technology Research	21-6231-0001	268
Entomology	21-6328-0001	275	Food Science Extension	21-6331-0001	275
Entomology	25-6228-0105001	272	Food Science-Food Proc Cnt Tech Fee	22-6231-0003	270
Entomology	25-6228-0110001	272	FoodSci Res Rev Benson	22-6231-0026	270
Entomology	25-6228-0110001	272	FoodSci Res Rev Cuppett	22-6231-0015	270
Entomology	25-6228-0127001	272	FoodSci Res Rev Peterson	22-6231-0016	270

ALPHABETICAL LISTING OF COST OBJECTS
 University of Nebraska - Lincoln
 Institute of Ag & Natural Resources

POE - SNR Research	21-6238-5200	268	SEREC-Special Projects	22-6340-0002	276
POE Nutr Health Sci Genomics	21-6236-5200	268	Sierified Industry Corn Earworm	27-6228-0007001	274
POE-Biochem Research	21-6230-5200	268	Small Food Manufacturers Conference	22-6331-0005	276
POE-Biochem Teaching	21-6130-5200	265	Small Research Plot Operation	22-6243-0006	271
POE-PSI Research	21-6262-5200	268	SNR	25-6238-0372001	272
POE-PSI-Dr Mower	21-6262-5211	268	SNR	25-6238-0387001	272
POE-PSI-Dr Yu	21-6262-5210	268	SNR	25-6238-0421001	272
POE-Redox Biology Center	21-6230-5201	268	SNR	25-6238-0471001	272
Potato Research	27-6243-0140001	274	SNR	25-6238-6006001	272
PREC Aux-Elliott Bldg	23-6343-0001	279	SNR	26-6138-0345001	267
PREC Citizenship Washington Focus	22-6343-0006	277	SNR	26-6238-0389001	273
PREC Crop Management Workshop	22-6343-0005	277	SNR	26-6238-0411001	273
PREC High Plains Ranch Practicum	23-6343-0003	279	SNR	26-6238-0413002	273
PREC Multi-Cultural Pgm	23-6343-0002	279	SNR	26-6238-0415001	273
PREC Range Beef Cow Symposium	22-6343-0010	277	SNR	26-6238-0417001	273
PREC Western NE Early Childhood Conf	22-6343-0009	277	SNR	26-6238-0420001	273
PREC Womens Health Conference	22-6343-0008	277	SNR	26-6238-0430001	273
Project Management - Admin	25-6805-0043070	282	SNR	26-6238-0468001	273
			SNR	26-6238-5010001	273
			SNR	26-6338-0436001	278
			SNR	26-6338-0455001	278
R			SNR CALMIT Aerial	22-6238-0023	270
Raikes/Othmer Prof - Mackenzie; Sally	26-6222-0126001	273	SNR CALMIT Airborne Remote Sensing	22-6238-0024	270
Rangeland & Forage Geospatial Decision S	25-6238-0261001	272	SNR CALMIT Field Work Revolving	22-6238-0022	270
Research Grant Account - Smith	27-6243-0012001	274	SNR CALMIT Revolving	22-6238-0021	270
RLH MARC-Resale & Reuse	25-7408-0002001	282	SNR Couiter Counter Op/Rpr/Maint	22-6238-0034	270
Roberts College Prof-Perrin	27-6124-0005001	267	SNR IT/GIS Revolving	22-6238-0016	270
RREA Forestry	25-6338-0004210	277	SNR NESEN	22-6238-0019	270
Rural 4H & Youth Development	25-6329-0002209	277	SNR Research project - Larkin Powell	22-6238-0033	270
			SNR RR Hydrogeochem Lab-Harvey	22-6238-0025	270
S			SNR Sales Revolving	22-6338-0008	276
SE RESEARCH & EXTENSION CENTER	26-6340-0111001	278	SNR Survey Conference	22-6238-0029	270
SE RESEARCH & EXTENSION CENTER	26-6340-0154001	278	SNR Teaching	21-6138-0001	265
SE RESEARCH & EXTENSION CENTER	27-6340-0138001	279	SNR Test Hole Sibray	22-6238-0028	270
SE RESEARCH & EXTENSION CENTER	27-6340-0143001	279	SNR-CALMIT-ASPRS	22-6238-0036	270
Selecting Wheat Dom-Markets 09-10	26-6222-0059011	273			
SERec-Extension Educators	21-6340-0002	275			

ALPHABETICAL LISTING OF COST OBJECTS
 University of Nebraska - Lincoln
 Institute of Ag & Natural Resources

SNR-Groundwater Modeling Lab revolving	22-6238-0032	270	Statewide Learning Center	21-6352-0002	275
SNR-GSI Support Revolving	22-6238-0031	270	Sugarbeet Yield Research Fund	27-6243-0010001	274
SNR-Harvey Vehicle Account	22-6238-0046	270	Sunkist Fiesta Bowl Prof Moser	27-6122-0008001	267
SNR-Holz Vehicle Srv Cnt	22-6238-0042	270	Swine - Brumms Nerec #42-023	27-6241-0001001	274
SNR-Hygnstrom Vehicle Acct	22-6238-0044	270			
SNR-RR-Hardin Hall Printer Srv Cnt	22-6238-0040	270			
SNR-RR-Survey Vehicle Srv Cnt	22-6238-0041	270			
SNR-RR-Tyre	22-6238-0037	270	TCD Operations Extension	22-6337-0001	276
SNR-RR-Vehicle Acct Fish & Wildlife Unit	22-6238-0035	270	Tech Transfer Center	26-6364-0011001	278
SNRS	25-6238-0327001	272	Textiles Cloth & Design	21-6237-0001	268
SNRS	25-6238-0477210	272	Textiles Clothing & Design	21-6337-0001	275
SNRS Hardin Hall Events	22-6338-0010	276	Turfgrass Research	26-6232-0004001	273
SNRS Revolving Recruitment Publications	22-6138-0003	266			
SNRS Revolving-Hu	22-6238-0005	270	Urban 4H & Youth Development	25-6329-0001209	277
SNRS RR Nebr Hall	22-6238-0011	270	Urban Gardening	25-6322-0225209	277
SNRS Soils Judging	22-6138-0004	266	Urban Gardening	25-6322-0225210	277
SNRS-Coop F/W Rsch	21-6238-0006	268	USDA Improving Organic Farming Systems	25-6243-0185001	273
SNRS-Higley Research	21-6238-0007	268	USDA Improving Organic Farming Wright	25-6228-0091001	272
SNRS-Higley Teaching	21-6138-0007	265	USDA North Central Risk Mgmt Ed Admin	25-6324-0053002	277
SNRS-Survey Extension	21-6338-0005	275	USDA NRCS Subsurface Drip Irrigation & R	25-6221-0112001	272
SNRS-Survey Research	21-6238-0005	268	USDA RMA Enhance Irrig Hergert/Burgener	25-6243-0214002	273
SNRS-Survey Teaching	21-6138-0005	265	USDA RMA Enhance Supalla/Martin	25-6243-0214003	273
SNR-Verma Vehicle Srv Cnt	22-6238-0043	270	USDA Subbiah Improving Safety Shell Eggs	25-6231-0126002	272
SNR-Wildlife Plotter	22-6238-0045	270	USGA Buffalograss Breeding Evaluation an	26-6222-0201001	273
SNR-Workroom	22-6238-0038	270			
South Central 4H Camp	22-6329-0006	276			
South Central Ag Lab Gen Op	21-6246-0001	268			
South Central Ag Lab Revlg Op	22-6246-0001	271	Van Eiten Seminar Virology Fall 2004	27-6235-0002002	274
South Central Center	26-6346-0029001	278	VBMS DRR Admin	22-6239-0018	271
Southeast Center	21-6240-0001	268	VBMS DRR Barletta	22-6239-0009	271
Southeast Center	21-6340-0001	275	VBMS DRR Broderson	22-6239-0010	271
Southeast Center Exten Operations	22-6340-0001	276	VBMS DRR Doster	22-6239-0012	271
SREC-Crop Mgmt Diagnostic Clinic	23-6340-0011	279	VBMS DRR Kelling	22-6239-0014	271
STAT SDK Kachman	22-6225-0007	269	VBMS DRR Lou	22-6239-0015	271
State 4H Camp	22-6329-0004	276	VBMS DRR Moxley	22-6239-0016	271
			VBMS Ext Rev Rupp	22-6339-0004	276

ALPHABETICAL LISTING OF COST OBJECTS
 University of Nebraska - Lincoln
 Institute of Ag & Natural Resources

VBMS Ext Rev Smith	22-6339-0003	276	WC Research Rev	22-6254-0001	271
VBMS George Young Conf	22-6339-0002	276	WC Teaching	21-6154-0001	265
VBMS Mead Operations	22-6239-0003	271	WC Water Sciences Lab Rev	22-6254-0002	271
VBMS Rsh Rev Osorio	22-6239-0007	271	WCREC Keith County Water Laboratories	23-6242-0010	274
VBMS Rsh Rev Rogers	22-6239-0008	271	WCREC Ranch Practicum	22-6342-0004	277
VC IANR	27-6601-0004001	282	WCREC Water Lab	22-6242-0003	271
Vet Bio Sci-Ext Epidemiology Conf	22-6339-0005	276	WCREC-Extension Educators	21-6342-0002	275
Vet Biomed Sci-Diagnostic Lab	22-6239-0002	271	Weed Control Res Fund - Wilson	27-6243-0008001	274
Vet Biomed Sci-Ext Activities	22-6339-0001	276	Weed Control Research - Wicks	27-6242-0001001	274
Vet Biomed Sci-Records Mgm Sys	22-6139-0002	266	West Central Center	21-6342-0001	275
Vet Biomed Sci-Royalty Inc	22-6239-0004	271	West Central Center Exten Operations	22-6342-0001	277
Vet Biomed Sci-Vet Biomed Sci Oper	22-6239-0001	271	West Central Center Gudmunds Rsch Center	21-6242-0004	268
Vet Biomed Sci-Vet Hospital Clay Cnt	22-6139-0001	266	West Central Center Gudmunds Rsch Center	22-6242-0002	271
Veterinary & Biomed	24-6239-0185001	272	West Central Cnt-Crop Testing	22-6342-0002	277
Veterinary & Biomed	24-6239-0193001	272	West Central Research & Extension Center	27-6342-0095001	279
Veterinary & Biomed	24-6239-0194001	272	West Central Research & Extension Center	27-6342-0099001	279
Veterinary & Biomed	25-6239-0208001	272	West Central Rsch	21-6242-0001	268
Veterinary & Biomed	26-6239-0190001	273	West Central Station Operations	22-6242-0001	271
Veterinary & Biomed	26-6239-0190002	273	Wheat Bd-Winter Wheat Loss 09-10 Wegulo	26-6235-0019011	273
Veterinary Biomedical Sci-Diagnostic Lab	21-6239-0002	268	William F Fawcett Fund	27-6243-0002001	274
Veterinary Biomedical Science	21-6139-0001	265	Workers/Unemployment Comp	21-6614-0001	281
Veterinary Biomedical Science	21-6239-0001	268			
Veterinary Biomedical Science	21-6339-0001	275			
Veterinary Biomedical Science-Vet Ed Cnt	21-6339-0002	275			
Veterinary Biomedical Sci-Vet Ed Cnt	21-6139-0002	265			
Veterinary Biomedical Sci-Vet Ed Cnt	21-6239-0003	268			
Veterinary Medicine	21-6160-0001	265			
Veterinary Medicine	21-6260-0001	268			
W					
Wagner Prof-Klopfenstein	27-6126-0003001	267			
Water Center Extension	21-6354-0001	275			
Water Center Research	21-6254-0001	268			
WC Copier Liedle	22-6354-0002	277			
WC Extension Rev	22-6354-0001	277			

ALPHABETICAL LISTING OF COST OBJECTS
 University of Nebraska - Lincoln
 Nebraska College of Technical Agriculture

A									
Admin-Bookstore Operations	23-6730-0020	284	Instr-Vet Technology	21-6740-0030	284				
Admin-Business Operations	21-6730-0020	284	Instr-Vet Technology	22-6740-0030	284				
Admin-Business Operations	22-6730-0020	284	S						
Admin-Cafeteria Operations	23-6730-0021	284	Stdt Srv-Admissions/Recruiting	21-6750-0030	284				
Admin-Dean Operations	21-6730-0010	284	Stdt Srv-Admissions/Recruiting	22-6750-0030	284				
Admin-Dorm Improvements	23-6730-0023	284	Stdt Srv-Library	21-6750-0020	284				
Admin-Dorm Operations	23-6730-0022	284	Stdt Srv-Library	22-6750-0020	284				
Admin-Farm Operations	22-6730-0021	284	Student Activities	22-6750-0011	284				
Admin-General Institution	21-6730-0030	284	Student Services	21-6750-0010	284				
Admin-General Institution	22-6730-0030	284	Student Services	22-6750-0010	284				
Admin-Information Systems	21-6730-0040	284							
Admin-Information Systems	22-6730-0040	284							
Admin-Student Fees	22-6730-0011	284							
Admin-Student Union	23-6730-0025	284							
Admin-Transportation Activities	22-6730-0031	284							
Admin-Utilities	21-6730-0031	284							
B									
Budget Adjustment Permanent Bdgt Adj	21-6799-0001	284							
F									
Fac Operations	22-6760-0010	284							
Fac Oper-Custodial	21-6760-0011	284							
Fac Oper-Grounds	21-6760-0012	284							
Fac Oper-Maint	21-6760-0010	284							
I									
Instr-Ag Production	21-6740-0020	284							
Instr-Ag Production	22-6740-0020	284							
Instr-Agribusiness Mgm	21-6740-0010	284							
Instr-Agribusiness Mgm	22-6740-0010	284							
Instr-General Ed	21-6740-0050	284							
Instr-Horticulture	21-6740-0040	284							
Instr-Horticulture	22-6740-0040	284							

ALPHABETICAL LISTING OF COST OBJECTS
University of Nebraska Medical Center

2	21st Century	36-5507-1053005	333	Advanced Stage Lung Disease Rsch Fund	37-5237-2003001	320
A	A/C-Supplies/Repair/Steam			Advanced Surgical Technology	33-9696-0365	339
	AAA - Anesthesiology			After School Programs	33-5552-0100	334
	AAA - COM			AHI - Development	37-1809-4001001	292
	AAA - Emergency Medicine	31-3331-0016	302	AIDS Clinical Trials Unit	36-5232-2089002	317
	AAA - Internal Medicine	31-5201-1000	314	AIDS Drug Assistance Program	36-5232-3003023	317
	AAA - Orthopaedic Surgery	31-5101-1000	307	Airway Injury Caused by MAA Adducts	34-5237-2012101	316
	AAA - Otolaryngology	37-5101-3002400	312	Alcohol & FAS-Mediated Apoptosis in Live	34-5229-2012001	316
	AAA - Pediatrics	31-5220-1000	314	Alcohol Abuse and HIV-1 Mechanisms	36-5160-2037003	311
	AAA - Radiology	31-5280-1000	315	Allied Health	35-0401-2001001	287
	AAA - Surgery	31-5290-1000	315	Allied Health	36-0401-3002001	287
	Academic Affairs	31-5310-1000	322	Allied Health Assoc Dean	31-0401-0001	287
	Academic Affiliation Agreement	31-5350-1000	323	Allied Health Cont Ed	33-0451-0446	288
	Academic Project Support	31-5360-1000	323	Allied Health Special Tuition Increase	31-0401-0050	286
	Academic Records	36-0115-1002001	286	Alter G Project	33-5552-5000	335
	Academic Support Services	37-5301-2006001	326	Alumni Affairs	33-4407-1000	306
	Academic Support Services	31-2599-0218	299	Alvin Wee Support	31-5721-0027	336
	Academic Systems Support	31-4207-0004	303	Amino Acid Analysis	33-5140-0076	314
	Accounting and Business Systems Developm	31-2299-0405	298	Analysis of Interactions of HIV Tat and	36-1905-2121002	295
	Accounts Payable	31-2905-0044	300	Anatomical-Salaries	33-9813-0255	340
	ACG Journal/Quigley	31-4305-0004	304	Anatomy Exper. Rad & Counting	33-5150-1046	314
	Activation of NF-KB in GLIAL Cells & CNS	31-4307-0024	304	Anatomy Instruction	31-5150-0001	308
	Acute Dialysis	37-5220-1001001	319	Anatomy Special	33-5150-0600	314
	ADIS IT Support	34-0915-2008006	288	Anesth - Grant Return	31-5201-4000	314
	ADIS Project	33-9710-7321	340	Anesthesiology	35-5201-2004001	316
	Administration	31-2905-0404	300	Anesthesiology	37-5201-4001001	319
	Administration Division	31-0105-0114	286	Anesthesiology	37-5201-4002001	319
	Administrative Computer	34-1901-2110006	293	Anesthesiology Instruction	31-5201-0001	314
	Administrative Core	37-5210-9110055	319	Anesthesiology Pro Fees	37-5201-1006001	319
	Administrative Support	33-2907-0206	300	Animal Facility	34-1901-2110007	294
	Administrative Systems Project	34-0915-2014107	288	Anna Stake Psy Fellowship	37-5330-1001001	327
	Adult Evening Recreation Program	33-2907-0026	300	Ant Awards - Community Service	34-9899-0033033	340
	Advanced Clinical Applications Project	33-4363-2576	306	Ant Awards - Community Svc	36-9899-0033033	340
		37-5507-3026005	334	Ant Awards - Instruction	35-9899-0011011	340
		33-4301-3050	305	Ant Awards - Instruction	36-9899-0011011	340

ALPHABETICAL LISTING OF COST OBJECTS
University of Nebraska Medical Center

Ant Awards - Rsch Other	36-9899-0022022	340	Basma Research Support	31-5725-0025	336
Ant Awards - Scholarships	36-9899-0081081	340	Batra Pancreatic Animal Research	36-7111-2013606	337
ANT Awards Student Services	36-9899-0054054	340	Baxters Aneurysm Progression Prevention	31-5721-0073	336
Ant Awards-Academic Admin	36-9899-0046046	340	B-Cell Lymphoma Treated w CHOP/Rituximab	36-5234-2179001	317
Ant Awards-Community Serv	35-9899-0033033	340	Beatrice State Development Center	33-5450-0001	332
ANT AWARDS-INSTITUTIONAL ADMIN	34-9899-0060061	340	Behavioral Hlth Education Ctr Operations	31-5330-0100	322
ANT AWARDS-INSTITUTIONAL ADMIN	36-9899-0060061	340	Behavioral Hlth Education Ctr Residency	31-5330-0110	322
Ant Awards-Instruction	34-9899-0011011	340	Benefits and Records	31-4323-0264	304
Ant Awards-Library Serv	35-9899-0041041	340	Bernard & Ann Moran Professorship	37-0905-1005001	289
Ant Awards-Research Instr	35-9899-0021021	340	BEST-CASE	37-5507-1007005	334
Ant Awards-Rsch Other	34-9899-0022022	340	Bethesda Urban Community Developmental C	36-5507-1071004	333
Ant Inc Indep Operations	33-9899-0910	341	BHECN Administration	31-5330-0170	323
Ant Income Stores & Services	33-9899-0070	340	BHECN Interprof Edu	31-5330-0130	322
Ant Income-Gen Adm-N	33-9899-0630	341	BHECN Networks	31-5330-0160	323
Ant Income-Research	33-9899-0210	341	BHECN Residencies	31-5330-0140	323
Anthony Diversity	31-5450-1105	329	BHECN Telehealth	31-5330-0120	322
Antidote Development	37-1901-2004001	295	BHECN Workforce Analysis	31-5330-0150	323
APEU	31-8305-8990	339	Bindery	33-4351-0104	305
Architectural / Engineering	31-3305-0014	301	Bio Safety Program	33-5301-3486	328
Arrhythmia Genetics Program	37-5318-2003001	327	Biochem - Extended Grant Return Funds	31-5140-7000	308
Assays of Stem Cell Function in Clinical	34-5150-2024003	309	Biochem and Molecular Biology	34-5140-2032001	309
Assistance to Individuals	37-5507-3026008	334	Biochem and Molecular Biology	34-5140-2033001	309
Assoc VC-Clinical Research	31-1209-0020	290	Biochem and Molecular Biology	34-5140-2034011	309
Asst Vice Chancellor Bus/Fin	31-4301-0044	304	Biochem and Molecular Biology	34-5140-2036001	309
Augmentative School Contracts	37-5507-3008001	334	Biochem and Molecular Biology	34-5140-2037004	309
Autism/Severe Behavioral Program Expens	31-5507-0100	332	Biochem and Molecular Biology	34-5140-2039001	309
Autoantibodies Against Glycopeptide Epit	34-1905-2164003	294	Biochem and Molecular Biology	35-5140-2021001	311
Autoimmunity In Cancer	37-5269-2001001	320	Biochem and Molecular Biology	36-5140-2085001	311
			Biochem and Molecular Biology	36-5140-2087001	311
			Biochem and Molecular Biology	36-5140-2088001	311
B			Biochem and Molecular Biology	36-5140-2092001	311
B&F Operations-Gen Exp	31-4434-0124	306	Biochem and Molecular Biology	37-5140-2038001	314
Bakers Place-Family Medicine	31-8105-8806	337	Biochem and Molecular Biology	37-5101-2016007	312
Bakers Place-Internal Medicine	31-8105-8807	337	Biochemistry - Dr S Batra	34-5140-2027006	309
Baroreceptor Neurons in Diabetes and rol	36-5370-2001004	326	Biochemistry & Molec	34-5140-2028001	309
Basis of the Requirements of IRF4 & IRF8	34-5150-2029001	309	Biochemistry & Molec		

ALPHABETICAL LISTING OF COST OBJECTS
University of Nebraska Medical Center

Biochemistry & Molec	34-5140-2029001	309	Breast Cancer (Primary Care)	37-5261-2001015	320
Biochemistry & Molec	35-5140-2015001	311	Brentwood Rheumatology Clinic	31-8305-8997	339
Biochemistry & Molec	35-5140-2016001	311	Budget Adj 2003-04	31-4399-0304	305
Biochemistry & Molec	36-5140-2072001	311	Budget Adjustment 05-06	31-4399-0506	305
Biochemistry & Molec	36-5140-2074001	311	Budget Adjustment-31830589	31-8305-9999	339
Biochemistry & Molec	36-5140-2080001	311	Budget Office	31-4313-0004	304
Biochemistry and Molecular Biology	34-5140-2031010	309	Build Capacity Maternal and Child Leader	34-5311-3006003	324
Biochemistry and Molecular Biology	35-5140-2017001	311	Building Brighter Futures	33-5552-0108	334
Biochemistry and Molecular Biology	35-5140-2018001	311	Building Repairs & Maintenance	31-3309-0006	301
Biochemistry and Molecular Biology	36-5140-2083001	311	Bupropion Trimt of Meth Dependence	31-5709-0034	336
Biochemistry and Molecular Biology	36-5140-2084003	311	Business Development-Morien	33-4301-3010	305
Biochemistry Grant Return Sec. 01	31-5140-4001	308	Business Services	31-4327-0004	305
Biochemistry Grant Return Sec. 02	31-5140-4002	308	Business Services Special	31-4327-0007	305
Biochemistry Grant Return Sec.04	31-5140-4004	308			
Biochemistry Instruction	31-5140-0001	308			
Biochemistry-Grant Return	31-5140-4000	308			
Bioengineering a Medical Device-Stuberg	31-3205-0832	301	CA Annual Budget Surplus/Deficit	31-2599-0506	299
Bioengineering of Blood-Brain Barrier Pe	34-2005-2023002	297	caBIGTM Technology Assessment	34-1901-2110028	294
Bioimaging Core Lab	33-5350-2222	328	CALGB Data Management	36-5234-2055002	317
Bioinformatics	34-1901-2110008	294	Camp HW/SW	33-2907-0516	300
Biomedical Research Development Fund	31-5701-0001	336	Campus ID Program	33-4363-1476	306
Bio-Nanotechnology	37-5280-2009003	321	Campus Reallocation	31-2213-0119	298
BIOS - Schmid	31-5410-1101	329	Cancer Biology Training Program	34-1905-1008020	294
BIOS Grant Return	31-5410-2000	329	Cancer Clycobiology-Pi Wan Cheng	31-3205-0720	301
Biosafety Officer	31-0105-0094	286	Cancer Clycobiology-Pi Wan Cheng	31-3205-0740	301
Biostatistics	31-5410-0001	329	Cancer Service Line	33-9710-7055	339
Biostatistics	34-1901-2110019	294	Cardio Vascular Registry	37-5301-2005013	326
Biostatistics	37-5410-1001001	331	Cardiology	36-5224-2077001	317
Biotechnology	31-3205-0002	301	Cardiology	36-5224-2078001	317
Biotechnology Laboratory Services Agreeeme	36-5301-2127007	324	Cardiology	37-5220-1006002	319
Bly Memorial Research Fund	37-5226-2003001	320	Cardiology	37-5318-9110001	327
BMC Data SLA Clearinghouse	33-2907-0008	300	Cardiology Research Personnel	37-5224-2005003	320
Bonds and Insurance	31-4435-0004	306	Cardiothoracic Surgery Pro Fees	37-5360-9410001	328
Brattain & Wang Recruitment	31-5712-0045	336	Cardiovascular Rsch & Ed	37-5318-2001001	327
Breaking Barriers: Sci Ed Native America	34-4101-1002002	303	Cashiering	31-4307-0034	304
			CattlemenS Ball Fund	37-7109-2007001	337

ALPHABETICAL LISTING OF COST OBJECTS
University of Nebraska Medical Center

CCORDA State	31-5495-0001	329	Cellular/Integrative Phys	36-5170-2097001	311
CCTR	31-5725-0015	336	Cellular/Integrative Physiology	34-5170-2046001	310
Cell Analysis Core Facility	31-3205-0182	301	Cellular/Integrative Physiology	36-5170-2084001	311
Cell Analysis Core Facility	34-1901-2110009	294	Cellular/Integrative Physiology	37-5170-2003001	314
Cell Biology & Anatomy	34-5150-2032006	309	Center fo Program Evaluation	33-5552-0501	335
Cell Biology & Anatomy	34-5150-2033006	309	Cerebral Microcirculation During Alcohol	34-5170-2042006	310
Cell Biology & Anatomy	35-5150-2005002	311	Cerebral Vasoreactivity and Ischemia Dur	36-5170-2077001	311
Cell Biology & Anatomy	37-5150-2012001	314	CFF Center Adult Program	36-5237-2158004	318
Cell Biology & Anatomy Salary Return	31-5150-5000	308	CFHL Salaries	33-4354-0076	305
Cell Biology/Anatomy	34-5150-2036001	309	Chancellor	31-4101-0004	303
Cell Biology/Anatomy	34-5150-2040009	309	Chancellor Office	36-4101-1004001	303
Cell Biology/Anatomy	34-5150-2041009	309	Chancellor Program Devel	31-2211-0004	298
Cell Biology/Anatomy	34-5150-2042007	309	Chem/Rad Spill Response Team	31-2217-0104	298
Cell Biology/Anatomy	34-5150-2043004	309	Chemical Safety	31-2217-0054	298
Cell Biology/Anatomy	34-5150-2044001	309	Chemical Waste Disposal	31-2217-0074	298
Cell Biology/Anatomy	34-5150-2045001	309	Child Care Center	33-9696-0886	339
Cell Biology/Anatomy	34-5150-2046002	309	Child Death Review Team	33-5430-0001	331
Cell Biology/Anatomy	36-5150-2054001	311	Childrens Oncology Group Statistics and	36-5410-2032008	330
Cell Biology/Anatomy	37-5150-4002001	314	Chilled Water	31-3331-0116	302
Cell Growth Facility	33-5140-0016	314	CIS Kids Squad Mental Health	33-5552-0105	334
Cell Production Unit	31-3205-0142	301	Clarkson FND Research	37-5224-2012001	320
Cellular Phone Clearing	33-4363-0196	306	Classroom Enhancements	33-2907-0946	300
Cellular/Integrative Phys	34-5170-2048001	310	Clinic Administration	31-5605-0016	335
Cellular/Integrative Phys	34-5170-2049001	310	Clinic Computer	31-5605-0036	335
Cellular/Integrative Phys	34-5170-2050001	310	Clinic Pers Reimbursement	37-5220-1003001	319
Cellular/Integrative Phys	34-5170-2052011	310	Clinical Division	37-5210-9110045	319
Cellular/Integrative Phys	34-5170-2053011	310	Clinical Nutrition	33-9710-7339	340
Cellular/Integrative Phys	34-5170-2054011	310	Clinical Perfusion-ERT	33-0451-2050	288
Cellular/Integrative Phys	34-5170-2056011	310	Clinical Research Center	33-9710-7525	340
Cellular/Integrative Phys	34-5170-2057011	310	Clinical Research Development Fund	37-5229-2005001	320
Cellular/Integrative Phys	34-5170-2058011	310	Clinical Research Financial Compliance	31-0105-0016	286
Cellular/Integrative Phys	34-5170-2059021	310	Clinical Research Support	33-1953-1326	296
Cellular/Integrative Phys	34-5170-2060001	310	Clinical Trails Office	34-1901-2110023	294
Cellular/Integrative Phys	34-5170-2061001	310	Clinical/Tech	31-5330-0003	322
Cellular/Integrative Phys	34-5170-2062001	310	CLS (Clinical Lab Science)	31-0409-0001	286

ALPHABETICAL LISTING OF COST OBJECTS
University of Nebraska Medical Center

CLS (Clinical Lab Science)	33-0451-0026	287	COD-Premaraj Start-up	31-5723-0013	336
CLS Outreach Program	33-0451-0035	287	COD-Wheelock&Johnson Salary Support	31-5723-0011	336
Cluster Support	33-2907-0916	300	COG Community Clinical Oncology Program	36-5410-2003004	330
CMV Immunotherapeutic Vaccine in Donors	36-5232-2068001	317	College of Dentistry	37-0901-3001001	289
CNNID Fees	33-5305-0003	328	College of Dentistry Admin Service	37-1901-2010001	295
CNNID Programs	37-5305-2003001	326	College of Medicine Support	32-2602-0301	299
CNS Interacellular Signaling Mech in Card	36-5170-2091002	311	College of Medicine-Outstanding Performa	31-5101-2001	307
COBRE - Admin Core	34-2005-2039102	297	College of Nursing	32-2693-1300	299
COBRE - CNNID Administrative Core	36-5305-2023010	325	College of Nursing - Northern Division	31-1826-0001	291
COBRE - CNNID Recruitment Project - Polue	36-5305-2024010	325	College of Pharmacy	31-2001-0004	296
COBRE - CNNID Zheng Project Cellular Mech	36-5305-2025010	325	College of Pharmacy General	31-2007-0004	296
COBRE - Project 1	34-2005-2039202	297	Collegebound Nebraska	31-2313-0007	299
COBRE - Project 4	34-2005-2039502	297	COM Deans Office Service Agreement	33-4451-0010	306
COBRE - SEED PROJECT 1	34-2005-2039802	297	COM General	31-5101-0100	307
Cobre- -Core B	34-2005-2039702	297	COM Minority Recruitment	31-5108-0100	307
COBRE: Recruitment - Turnover Project-Pan	36-5305-2037010	325	Com Special - Neurological Sciences	31-5110-3400	307
COD	34-0915-2011001	288	Com Special - OB-GYN	31-5110-3500	308
COD	34-0915-2012014	288	Com Special - Otolaryngology	31-5110-3600	308
COD Adult Restorative Dentistry	31-0930-0001	288	Com Special State - Anatomy	31-5110-1100	307
COD Continuing Education	33-0963-0066	289	Com Special State - Biochemistry	31-5110-1300	307
COD Dental Hygiene	31-0910-0001	288	Com Special State - DeanS Office	31-5110-0100	307
COD General Research	37-0905-3003001	289	Com Special State - Family Practice	31-5110-1400	307
COD Graduate Research	31-0905-0001	288	Com Special State - Int/med	31-5110-1500	307
COD Growth & Development	31-0920-0001	288	Com Special State - Ophthalmology	31-5110-1700	307
COD Learning Resources	31-0935-0011	288	Com Special State - Orthopedics	31-5110-1800	307
COD Oral Biology	31-0915-0001	288	Com Special State - Pharm	31-5110-2200	307
COD Oral Biology	34-0915-2013001	288	Com Special State - Surgery	31-5110-2700	307
COD Oral Biology	34-0915-2015001	289	COM/Hospital Margin Allocation	37-5101-3003004	312
COD Oral Biology	36-0915-2028001	289	COM-Carlsons Regenerative Med Init	31-5721-0055	336
COD Oral Biology	36-0915-2029001	289	COM-Dr David Li Start-up	31-5713-0003	336
COD Restorative Dentistry	37-0930-1005001	289	Commencement	31-4223-0004	303
COD Special Tuition Increase	31-0901-0050	288	Communication and Chemoprevention of Pro	34-5140-2021002	309
COD-Nawshad Recruitment	31-5723-0005	336	Communications Center	31-3333-0006	302
COD-Oakleys Startup Funds	31-5723-0009	336	Communitites Empowering Youth (CEY)	36-5507-3066003	334
COD-Payne Research Program	31-5723-0002	336	Community Partnership Funding	31-2213-0109	298

ALPHABETICAL LISTING OF COST OBJECTS
University of Nebraska Medical Center

Community Relations	31-4405-0034	306	Cont Ed NHS	32-2602-0601	299
Comp Serv - Technical Services	33-2907-0216	300	Cont Ed Outreach	32-2602-0801	299
Comparative Medicine	31-0105-0052	286	Cont Ed Rounds	32-2602-0701	299
Comparative Medicine	33-5191-0006	314	Continuing Education - Personnel	32-2605-0101	299
Comparative Medicine F & A	33-5191-0009	314	Convenient Store	33-4353-0026	305
Compliance Officer	31-0117-0002	286	cop	35-2005-2016001	297
Comprehensive Cancer Control Program	36-5430-2004005	330	COP Deans Office	36-2001-2001001	297
Computer Modeling Facility	31-3205-0122	301	COP Deans Office	36-2001-2002001	297
Computer Support	31-0905-0024	288	COP Pharm Practice	34-2009-2026001	297
Computers-Printers-etc	37-5301-6001005	326	COP Pharm Practice	36-2009-2034001	297
CON - Cohen Recruitment	31-5719-0015	336	COP Pharm Practice	36-2009-2035001	297
CON - Gerontolog Psychosoc & Com Hlth	34-1807-2010002	291	COP Pharm Science	34-2005-2035005	297
CON - Mobile Nursing Center	33-1853-0016	292	COP Pharm Science	34-2005-2036001	297
CON - Nursing Center	33-1853-0600	292	COP Pharm Science	34-2005-2038001	297
CON - Omaha	36-1801-1003001	292	COP Pharm Science	34-2005-2041001	297
CON Administration - Lincoln	31-1822-0014	291	COP Pharm Science	34-2005-2042001	297
CON Development Fund	37-1801-4001001	292	COP Pharm Science	34-2005-2043001	297
CON Distr Of Indirect Cost	31-1801-0334	291	COP Pharm Science	35-2005-2013001	297
CON Learning Center	31-1801-0034	291	COP Pharm Science	35-2005-2014004	297
CON Office	31-1801-0010	291	COP Pharm Science	35-2005-2015001	297
CON Primary Care	31-1801-0444	291	COP Pharm Science	36-2005-2081001	297
CON Special Tuition Increase	31-1801-0050	291	COP Pharm Science	36-2005-2088001	297
CON-Adult Health & Illness Dept	36-1809-2022001	292	COP Pharm Science	36-2009-2033001	297
CON-Community Based Health	34-1807-1004001	291	COP Pharm Science	37-2001-4001001	297
CON-Community Based Health	34-1807-1005001	291	COP Special Tuition	31-2001-0050	296
CON-Community Based Health	36-1807-2017001	292	COPH Biosecurity	36-5465-3002001	331
CON-Community-Based	34-1807-2012001	291	COPH Biosecurity	37-5465-1001001	331
CON-Community-Based	36-1807-1005001	292	COPH Biostatistics	35-5410-2004001	330
CON-Community-Based Health	34-1807-2011001	291	COPH Biostatistics	36-5410-2036001	330
CON-Distributive Learning-UNMC	33-1852-0018	292	COPH Biostatistics	37-5410-2001001	331
Confocal Microscope Facility	33-5140-1466	314	COPH CCORDA	37-5495-2001001	331
Confocal Microscopy	34-1901-2110022	294	COPH Deans Office	34-5401-1001003	330
CON-Niedfelt Nursing Research Center	34-1809-2006001	291	COPH Deans Office	37-5401-2001001	331
Consultation Liaison	37-5330-9510001	327	COPH Deans Office	37-5401-3002001	331
Cont Ed Mediated Instruction	32-2602-0401	299	COPH Deans Office Consulting	37-5401-1001003	331

ALPHABETICAL LISTING OF COST OBJECTS
University of Nebraska Medical Center

COPH Deans Office Grant Return	31-5401-2000	328	CORE A - Molecular Biology of Neurosens	34-5507-2020106	333
COPH EAO Health Sci	34-5420-2001001	330	Core A: Cells and Tissue Core	34-5160-2026804	309
COPH EAO Health Sci	36-5420-2001001	330	Core A: Proteomic Strategies for AIDS an	34-5160-2033402	310
COPH EAO Health Sci	36-5420-2002001	330	CORE B Molecular Biology of Neurosens	34-5507-2020206	333
COPH EAO Health Sci	36-5420-2003001	330	CORE C - Molecular Biology of Neurosens	34-5507-2020306	333
COPH EAO Health Sci	36-5420-2005001	330	Core C: Proteomics Core	34-5160-2026805	309
COPH EAO Health Sci	36-5440-2019001	331	CORE D - Molecular Biology of Neurosens	34-5507-2020406	333
COPH EAOH	37-5420-2001001	331	Core D: Administrative Core	34-5160-2026806	309
COPH Epidemiology	36-5430-2009001	330	Core Research Lab	37-5360-1002001	327
COPH Epidemiology	36-5430-2010006	330	CoreB: Bioimaging	34-5350-2004008	324
COPH Epidemiology	37-5430-2001001	331	Cost Per Copy Program	33-4363-0456	306
COPH Health Services	36-5440-2018001	331	COST SHARE/ 36-5140-2072-001	37-5101-9110974	313
COPH Hlth Disparities	36-5485-3004001	331	COST SHARE/ 36-5140-2073-001	37-5101-9110973	313
COPH Hlth Disparities	37-5485-3001001	331	COST SHARING FOR 36-2009-2030-001	31-2009-0002	296
COPH HPSB Health Sci	36-5485-2003001	331	COST SHARING FOR 34-5150-2020-009	31-5101-0502	307
COPH HPSBH	36-5450-2002001	331	COST SHARING FOR 36-0115-1001-001	31-0105-0047	286
COPH HPSBH	36-5450-2003001	331	COST SHARING FOR 36-0115-1001-001	31-1601-0007	290
COPH HPSBH	36-5450-2004001	331	COST SHARING FOR 36-0115-1001-001	31-4213-0005	303
COPH HPSBH	36-5450-3001001	331	COST SHARING FOR 36-0115-1001-001	31-4221-0005	303
COPH HPSBH	37-5450-2001001	331	COST SHARING FOR 36-0115-1001-001	31-5101-0146	307
COPH HRSA	37-5440-2001001	331	COST SHARING FOR 36-0115-1001-001	32-2601-0002	299
COPH HSRA	35-5440-2012001	330	COST SHARING FOR 36-0915-2019-003	31-0915-0004	288
COPH HSRA	35-5440-2013003	330	COST SHARING FOR 36-5240-2003-001	31-5109-1502	307
COPH HSRA	35-5440-2014002	330	COST SHARING FOR 36-7127-2011-601	31-2005-0002	296
COPH HSRA	35-5440-2015002	330	COST SHARING FOR SHR 34-5507-1022-018	31-5507-7901	332
COPH HSRA	35-5440-2016002	330	COST SHARING/36-5224-2066-001	37-5220-1006202	319
COPH HSRA	35-5440-2017002	330	COSTSHAE/ 34-5228-1003-003	37-5101-3002993	312
COPH HSRA	35-5440-2018003	330	COSTSHARE/ 34-1901-2109-003	37-5220-1006985	319
COPH HSRA	36-5440-2014001	330	COSTSHARE/ 34-1901-2110-022	37-5101-9110965	313
COPH HSRA	36-5440-2016004	330	COSTSHARE/ 34-1901-2110-028	36-7107-2016999	337
COPH HSRA	36-5440-2017001	330	COSTSHARE/ 34-1905-2171-102	37-7109-2004995	337
COPH RHEN	35-5455-1003002	330	COSTSHARE/ 34-1905-2171-202	37-7109-2004994	337
COPH RHEN	36-5455-2001001	331	COSTSHARE/ 34-1905-2171-302	37-7109-2004993	337
COP-Shiyakhtenko Support	31-5717-0019	336	COSTSHARE/ 34-1905-2171-402	37-7109-2004992	337
Copy Center	33-4351-0103	305	COSTSHARE/ 34-2005-2030-001	31-5301-3002	321

ALPHABETICAL LISTING OF COST OBJECTS
University of Nebraska Medical Center

COSTSHARE/ 34-5228-1003-001	319	37-5220-1006982	COSTSHARE/ 36-5485-1001-001	331	37-5485-3001995
COSTSHARE/ 34-5234-2004-009	312	37-5101-3003992	COSTSHARE/ 36-5485-3001-006	331	37-5485-3001997
COSTSHARE/ 34-5234-2004-009	320	37-5220-9810999	COSTSHARE/ 36-5485-3003-001	331	37-5485-3001994
COSTSHARE/ 34-5234-2004-009	326	37-5310-4001992	COSTSHARE/36-5270-2065-001	313	37-5101-9110983
COSTSHARE/ 34-5237-2005-002	314	31-5220-3007	COSTSHARE/36-5450-2003-001	331	37-5450-2001998
COSTSHARE/ 347-5319-2001-001	326	37-5310-1001991	COSTSHARING 34-5228-1003-001	286	31-0403-3000
COSTSHARE/ 35-1905-3001-001	293	31-1905-7004	COSTSHARING 34-5228-1003-001	287	31-0409-3000
COSTSHARE/ 35-1905-3001-001	296	31-2005-3001	COSTSHARING 34-5228-1003-001	287	31-0411-3002
COSTSHARE/ 35-1905-3001-001	308	31-5140-3003	COSTSHARING 34-5228-1003-001	296	31-2009-3005
COSTSHARE/ 35-2005-2012-001	296	31-2005-3007	COSTSHARING 34-5228-1003-001	323	31-5330-3000
COSTSHARE/ 36-0115-1001-001	290	31-1201-3002	COSTSHARING 34-5228-1003-001	299	32-2601-3000
COSTSHARE/ 36-5160-2045-001	326	37-5305-2003998	COSTSHARING 34-5228-1003-001	299	32-2693-3000
COSTSHARE/ 36-5210-2018-001	312	37-5101-3003990	COSTSHARING/ 34-1901-2108-026	293	31-1905-7074
COSTSHARE/ 36-5210-2019-001	319	37-5210-9110998	COSTSHARING/ 34-1901-2108-026	293	31-1905-7075
COSTSHARE/ 36-5224-2066-001	327	37-5318-9110999	COSTSHARING/ 34-1901-2108-027	293	31-1905-7000
COSTSHARE/ 36-5228-2010-001	319	37-5220-1006983	COSTSHARING/ 34-1901-2108-027	315	31-5220-3053
COSTSHARE/ 36-5229-2048-009	313	37-5101-9110964	COSTSHARING/ 34-1901-2108-027	321	31-5301-3062
COSTSHARE/ 36-5229-2092-009	313	37-5101-9110963	COSTSHARING/ 34-1901-2109-002	337	31-7101-7004
COSTSHARE/ 36-5234-2055-002	314	31-5220-3006	COSTSHARING/ 34-1901-2109-007	293	31-1905-7091
COSTSHARE/ 36-5234-2213-001	319	37-5220-1006996	COSTSHARING/ 34-1901-2109-008	293	31-1905-7092
COSTSHARE/ 36-5234-3005-009	326	37-5310-4001995	COSTSHARING/ 34-1901-2109-009	321	31-5301-3053
COSTSHARE/ 36-5234-3006-014	326	37-5310-4001994	COSTSHARING/ 34-1901-2109-010	321	31-5301-3054
COSTSHARE/ 36-5237-2158-004	312	37-5101-3003991	COSTSHARING/ 34-1901-2109-011	337	31-7101-7005
COSTSHARE/ 36-5261-2002-001	320	37-5261-2001998	COSTSHARING/ 34-1901-2109-014	321	31-5301-3055
COSTSHARE/ 36-5267-3001-045	313	37-5101-9110962	COSTSHARING/ 34-1901-2109-015	293	31-1905-7093
COSTSHARE/ 36-5267-3002-043	320	37-5267-3001996	COSTSHARING/ 34-1901-2109-016	293	31-1905-7094
COSTSHARE/ 36-5301-2246-001	320	37-5220-9810995	COSTSHARING/ 34-1901-2109-016	293	31-1905-7095
COSTSHARE/ 36-5316-2034-001	322	31-5310-3006	COSTSHARING/ 34-1901-2109-017	321	31-5301-3056
COSTSHARE/ 36-5316-2039-002	313	37-5101-9110961	COSTSHARING/ 34-1901-2109-018	321	31-5301-3057
COSTSHARE/ 36-5322-3009-001	326	37-5310-4001993	COSTSHARING/ 34-1901-2109-020	293	31-1905-7096
COSTSHARE/ 36-5323-2005-001	326	37-5310-1001996	COSTSHARING/ 34-1901-2109-020	315	31-5220-3040
COSTSHARE/ 36-5325-2001-001	326	37-5310-4003999	COSTSHARING/ 34-1901-2109-020	315	31-5220-3041
COSTSHARE/ 36-5330-2113-001	313	37-5101-9110966	COSTSHARING/ 34-1901-2109-022	308	31-5140-3029
COSTSHARE/ 36-5360-2100-001	323	31-5360-3002	COSTSHARING/ 34-1901-2109-023	315	31-5220-3042
COSTSHARE/ 36-5360-2121-001	328	37-5360-9310999	COSTSHARING/ 34-1901-2109-024	315	31-5220-3043

ALPHABETICAL LISTING OF COST OBJECTS
University of Nebraska Medical Center

COSTSHARING/ 34-1901-2110-007	31-7101-7007	337	COSTSHARING/ 34-5234-2004-008	31-5220-3047	315
COSTSHARING/ 34-1901-2110-008	31-1905-7113	293	COSTSHARING/ 34-5234-2004-008	31-5220-3048	315
COSTSHARING/ 34-1901-2110-009	31-5301-3073	322	COSTSHARING/ 34-5234-2004-008	31-5220-3049	315
COSTSHARING/ 34-1901-2110-010	31-5301-3074	322	COSTSHARING/ 34-5234-2004-008	31-5301-3060	321
COSTSHARING/ 34-1901-2110-014	31-5301-3075	322	COSTSHARING/ 34-5234-2004-008	31-5310-3037	322
COSTSHARING/ 34-1901-2110-015	31-5140-3034	308	COSTSHARING/ 34-5234-2004-009	31-5220-3059	315
COSTSHARING/ 34-1901-2110-016	31-1905-7114	293	COSTSHARING/ 34-5234-2004-009	31-5310-3049	322
COSTSHARING/ 34-1901-2110-016	31-1905-7115	293	COSTSHARING/ 34-5237-2010-001	31-5220-3024	315
COSTSHARING/ 34-1901-2110-017	31-5301-3076	322	COSTSHARING/ 34-5237-2010-001	31-5721-3001	336
COSTSHARING/ 34-1901-2110-018	31-5301-3077	322	COSTSHARING/ 34-5241-2009-010	31-5220-3023	315
COSTSHARING/ 34-1901-2110-020	31-1905-7116	293	COSTSHARING/ 34-5241-2010-001	31-5150-3012	308
COSTSHARING/ 34-1901-2110-020	31-5220-3061	315	COSTSHARING/ 34-5301-2037-005	31-5301-3069	322
COSTSHARING/ 34-1905-1007-018	31-2005-3009	296	COSTSHARING/ 34-5311-3005-005	31-5310-3053	322
COSTSHARING/ 34-1905-1008-019	31-1905-7088	293	COSTSHARING/ 34-5507-1022-018	31-0937-3000	288
COSTSHARING/ 34-1905-1008-022	31-1905-7108	293	COSTSHARING/ 34-5507-1022-018	31-5310-3035	322
COSTSHARING/ 34-1905-2142-105	31-1905-7097	293	COSTSHARING/ 34-5507-1022-018	31-5507-4892	332
COSTSHARING/ 34-1905-2142-106	31-1905-7117	293	COSTSHARING/ 34-5507-1022-018	31-5507-5812	332
COSTSHARING/ 34-1905-2142-305	31-1905-7098	293	COSTSHARING/ 34-5507-1022-018	31-5507-6815	332
COSTSHARING/ 34-1905-2142-306	31-1905-7118	293	COSTSHARING/ 34-5507-1022-018	31-5507-7892	332
COSTSHARING/ 34-1905-2144-007	31-1905-7107	293	COSTSHARING/ 34-5507-1022-018	31-5507-8191	332
COSTSHARING/ 34-1905-2163-001	31-5712-7003	336	COSTSHARING/ 34-5507-1022-018	31-5507-8491	332
COSTSHARING/ 34-1905-2186-001	31-5301-3080	322	COSTSHARING/ 34-5507-1022-018	31-5507-8791	332
COSTSHARING/ 34-2005-2039-501	31-2005-3019	296	COSTSHARING/ 34-5507-1022-018	31-5507-8991	333
COSTSHARING/ 34-2005-2045-001	31-2005-3025	296	COSTSHARING/ 34-5507-1022-019	31-0937-3004	288
COSTSHARING/ 34-5170-2033-010	31-5170-3023	308	COSTSHARING/ 34-5507-1022-019	31-5507-0614	332
COSTSHARING/ 34-5170-2034-010	31-5170-3024	308	COSTSHARING/ 34-5507-1022-019	31-5507-4893	332
COSTSHARING/ 34-5170-2035-010	31-5170-3025	308	COSTSHARING/ 34-5507-1022-019	31-5507-6816	332
COSTSHARING/ 34-5170-2040-010	31-5170-3026	308	COSTSHARING/ 34-5507-1022-019	31-5507-7893	332
COSTSHARING/ 34-5170-2052-011	31-5170-3027	308	COSTSHARING/ 34-5507-1022-019	31-5507-7917	332
COSTSHARING/ 34-5170-2053-011	31-5170-3028	308	COSTSHARING/ 34-5507-1022-019	31-5507-8192	332
COSTSHARING/ 34-5226-2001-002	31-5220-3025	315	COSTSHARING/ 34-5507-1022-019	31-5507-8492	332
COSTSHARING/ 34-5228-1003-003	31-0411-3003	287	COSTSHARING/ 34-5507-1022-019	31-5507-8691	332
COSTSHARING/ 34-5228-1003-003	31-5330-3002	323	COSTSHARING/ 34-5507-1022-019	31-5507-8792	332
COSTSHARING/ 34-5234-2004-006	31-5301-3081	322	COSTSHARING/ 34-5507-1022-019	31-5507-8992	333
COSTSHARING/ 34-5234-2004-008	31-5220-3046	315	COSTSHARING/ 35-1905-2026-001	31-1905-7102	293

ALPHABETICAL LISTING OF COST OBJECTS
University of Nebraska Medical Center

COSTSHARING/ 35-1905-3002-001	31-1905-7061	293	COSTSHARING/ 36-1905-2175-006	31-1905-7100	293
COSTSHARING/ 35-1905-3002-001	31-2005-3012	296	COSTSHARING/ 36-2005-2072-001	31-2005-3010	296
COSTSHARING/ 35-1905-3002-001	31-5140-3022	308	COSTSHARING/ 36-2005-2081-001	31-2005-3015	296
COSTSHARING/ 35-1905-3010-001	31-1905-7112	293	COSTSHARING/ 36-2005-2089-001	31-2005-3020	296
COSTSHARING/ 35-1905-3010-001	31-2005-3023	296	COSTSHARING/ 36-2005-2089-002	31-2005-3024	296
COSTSHARING/ 35-1905-3010-001	31-5140-3033	308	COSTSHARING/ 36-2005-2090-001	31-2005-3021	296
COSTSHARING/ 35-5301-2013-001	31-5301-3061	321	COSTSHARING/ 36-2009-2034-001	31-2009-3006	296
COSTSHARING/ 36-0115-1001-001	31-0920-3002	288	COSTSHARING/ 36-5140-2072-001	31-5140-3024	308
COSTSHARING/ 36-0115-1001-001	31-4209-3000	303	COSTSHARING/ 36-5140-2072-001	31-5140-3035	308
COSTSHARING/ 36-0115-1002-002	31-0105-3000	286	COSTSHARING/ 36-5140-2077-001	31-5140-3026	308
COSTSHARING/ 36-0115-1002-002	31-0901-3003	288	COSTSHARING/ 36-5140-2085-001	31-5140-3032	308
COSTSHARING/ 36-0115-1002-002	31-1201-3007	290	COSTSHARING/ 36-5140-2086-001	31-5140-3031	308
COSTSHARING/ 36-0115-1002-002	31-1601-3006	290	COSTSHARING/ 36-5140-2087-001	31-5140-3030	308
COSTSHARING/ 36-0115-1002-002	31-4209-3001	303	COSTSHARING/ 36-5140-2087-001	31-5301-3068	321
COSTSHARING/ 36-0115-1002-002	31-4221-3003	303	COSTSHARING/ 36-5140-2087-001	31-5410-7022	329
COSTSHARING/ 36-0905-1001-001	31-5101-3005	307	COSTSHARING/ 36-5150-2052-001	31-5150-3011	308
COSTSHARING/ 36-0905-1008-001	33-0451-3004	287	COSTSHARING/ 36-5150-2053-001	31-5150-3013	308
COSTSHARING/ 36-1603-4001-004	31-0901-3001	288	COSTSHARING/ 36-5150-2053-001	31-5301-3072	322
COSTSHARING/ 36-1801-2006-001	31-0937-3003	288	COSTSHARING/ 36-5150-2053-001	31-5721-3002	336
COSTSHARING/ 36-1822-2001-001	31-1601-3005	290	COSTSHARING/ 36-5170-2085-001	31-5170-3017	308
COSTSHARING/ 36-1905-2109-001	31-1801-3004	291	COSTSHARING/ 36-5170-2088-001	31-5170-3018	308
COSTSHARING/ 36-1905-2123-001	31-0411-3001	287	COSTSHARING/ 36-5170-2092-001	31-5170-3021	308
COSTSHARING/ 36-1905-2132-001	31-5220-3026	315	COSTSHARING/ 36-5170-2093-001	31-5170-3022	308
COSTSHARING/ 36-1905-2139-001	31-1905-7087	293	COSTSHARING/ 36-5210-2019-001	31-5210-3003	314
COSTSHARING/ 36-1905-2146-001	31-1905-7101	293	COSTSHARING/ 36-5210-2019-001	33-5210-3000	321
COSTSHARING/ 36-1905-2148-001	31-1905-7106	293	COSTSHARING/ 36-5224-2077-001	31-5220-3022	314
COSTSHARING/ 36-1905-2149-001	31-1905-7105	293	COSTSHARING/ 36-5226-2019-004	31-5220-3051	315
COSTSHARING/ 36-1905-2150-001	31-1905-7103	293	COSTSHARING/ 36-5226-2019-004	31-5220-3052	315
COSTSHARING/ 36-1905-2151-001	31-1905-7104	293	COSTSHARING/ 36-5226-2019-004	31-5310-3040	322
COSTSHARING/ 36-1905-2153-001	31-1905-7109	293	COSTSHARING/ 36-5226-2019-004	31-5410-7004	329
COSTSHARING/ 36-1905-2153-001	31-5220-3057	315	COSTSHARING/ 36-5232-2084-001	31-5220-3039	315
COSTSHARING/ 36-1905-2157-001	31-1905-7111	293	COSTSHARING/ 36-5234-2185-001	31-5220-3015	314
COSTSHARING/ 36-1905-2160-001	31-7101-7008	337	COSTSHARING/ 36-5234-2225-001	31-5301-3039	321
			COSTSHARING/ 36-5234-3005-008	31-5109-3014	307
			COSTSHARING/ 36-5234-3005-009	31-5220-3062	315

ALPHABETICAL LISTING OF COST OBJECTS
University of Nebraska Medical Center

COSTSHARING/ 36-5234-3006-013	31-5220-3054	315	COSTSHARING/ 36-5316-2041-001	31-5310-3055	322
COSTSHARING/ 36-5234-3006-014	31-5220-3063	315	COSTSHARING/ 36-5316-3004-001	31-5310-3051	322
COSTSHARING/ 36-5237-2194-001	31-5220-3055	315	COSTSHARING/ 36-5318-3001-018	31-5310-3059	322
COSTSHARING/ 36-5240-2001-001	31-5420-7002	329	COSTSHARING/ 36-5319-2014-001	31-5310-3058	322
COSTSHARING/ 36-5261-2002-001	31-5260-3006	315	COSTSHARING/ 36-5321-3001-017	31-5310-3036	322
COSTSHARING/ 36-5261-2002-001	31-5301-3067	321	COSTSHARING/ 36-5321-3001-018	31-5310-3052	322
COSTSHARING/ 36-5263-2004-001	31-1905-7053	293	COSTSHARING/ 36-5322-2001-001	31-5310-3045	322
COSTSHARING/ 36-5270-2065-001	31-5150-3010	308	COSTSHARING/ 36-5330-2113-001	31-5131-7003	308
COSTSHARING/ 36-5270-2065-001	31-5270-3003	315	COSTSHARING/ 36-5340-2016-001	31-5340-3004	323
COSTSHARING/ 36-5270-2065-001	31-5301-3050	321	COSTSHARING/ 36-5360-2121-001	33-9696-3000	339
COSTSHARING/ 36-5270-2065-001	33-5150-3003	314	COSTSHARING/ 36-5420-2002-001	31-5401-7003	329
COSTSHARING/ 36-5301-2154-006	31-5301-3063	321	Course Fees	33-2001-0030	298
COSTSHARING/ 36-5301-2154-007	31-5301-3082	322	Cozad United Way 2005 Funding	36-5234-211001	317
COSTSHARING/ 36-5301-2211-001	31-5301-3034	321	Credentialing ESAR-VHP Volunteers	36-5401-3001002	330
COSTSHARING/ 36-5301-2222-001	31-5301-3052	321	Critical Access Hospital Program	36-5440-2004011	330
COSTSHARING/ 36-5301-2222-001	33-5150-3005	314	Cross-Linked Polymer Micelles for Cancer	34-2005-2030001	297
COSTSHARING/ 36-5301-2223-001	31-5301-3059	321	Crystallography Facility	33-1953-0550	296
COSTSHARING/ 36-5301-2232-001	31-5301-3066	321	Custodial Salaries	31-3805-0808	302
COSTSHARING/ 36-5301-2235-001	31-5301-3070	322	Cyst Fib Research	37-5316-2001001	326
COSTSHARING/ 36-5301-2236-001	31-5301-3071	322	Cystic Fibrosis Care Teaching & Rsch	36-5316-2001054	325
COSTSHARING/ 36-5301-2246-001	31-5301-3083	322	Cyto Foundation Pro Fees	33-5552-0500	335
COSTSHARING/ 36-5301-3008-001	31-5301-3020	321	D		
COSTSHARING/ 36-5313-2031-001	31-5220-3037	315	Dan Anderson Research	37-5224-2011001	320
COSTSHARING/ 36-5313-2032-001	31-5150-3008	308	DAS Acct Service Charge	31-4338-0014	305
COSTSHARING/ 36-5313-2032-001	31-5301-3048	321	Data Center Personnel	33-2907-0086	300
COSTSHARING/ 36-5314-2012-001	31-5310-3034	322	Data Inst Svcs	33-2907-0046	300
COSTSHARING/ 36-5316-2001-053	31-5310-3038	322	Data Sharing Plan	34-1901-2110025	294
COSTSHARING/ 36-5316-2001-054	31-5310-3050	322	David Purtilo Distinguished Chair Of Pat	37-5120-1002001	313
COSTSHARING/ 36-5316-2035-002	31-5310-3029	322	DBO Biochem	37-5113-2001001	313
COSTSHARING/ 36-5316-2036-001	31-5310-3021	322	DD&N(Digestive Diseases & Nutrition)	37-5220-1006013	319
COSTSHARING/ 36-5316-2037-001	31-5310-3041	322	Dean College of Dentistry	31-0901-0004	288
COSTSHARING/ 36-5316-2038-001	31-5310-3039	322	Dean College Of Medicine	31-5101-0001	307
COSTSHARING/ 36-5316-2039-001	31-5310-3042	322	Dean College of Medicine	37-5101-1095001	312
COSTSHARING/ 36-5316-2039-002	31-5310-3060	322	Dean College of Medicine	37-5101-2017001	312
COSTSHARING/ 36-5316-2040-001	31-5310-3047	322			

ALPHABETICAL LISTING OF COST OBJECTS
University of Nebraska Medical Center

Dean College of Medicine	313	37-5101-9210001	Dental Books And Instruments	33-0963-0100	289
Dean Graduate Studies	290	31-1201-0004	Dental Books And Instruments	33-0963-0105	289
Dean Soc Development-Internal Med	319	37-5220-1006001	Dental Books And Instruments	33-0963-0106	289
Dean Startup	328	31-5401-0540	Dental Clinic-General Prac-UNMC Exp	31-5605-0306	335
Dean-College of Public Health	328	31-5401-0001	Dental Clinic-Radiology	31-5605-0136	335
Dean-COM	313	37-5117-1001001	Dental Hygiene	31-5605-0026	335
Deans BB&EID Reallocation	329	31-5401-2365	Dental Stores	33-0963-0010	289
Deans Chair Commitments	311	37-5101-1040001	Department Costs	37-5210-9110035	319
Deans Chair Commit-Ortho-Gavin	311	37-5101-1040018	Deposits-Suspense	33-9851-0386	340
Deans Ind Cost-Dave/Path-Micro	307	31-5101-8057	Dept Funded Personnel	37-5224-1003016	320
Deans Ind Cost-Osna/IMI-GI	307	31-5101-8055	Dept of Ed & Child Development	31-5507-4890	332
Deans Prof Svs Fees	312	37-5101-9110001	Dept of Surgical Specialties	31-5605-0096	335
Deans Prof Svs Fees - Neuro Sci	313	37-5101-9110036	Dept. Grant Return	31-5170-4095	309
Deans Prof Svs Fees Allied Health	313	37-5101-9110033	Dept-Psych-Adult-Dr Shaffer	37-5330-9310012	327
Deans Prof Svs Fees Anatomy	312	37-5101-9110011	Design Services	33-4351-0105	305
Deans Prof Svs Fees Anesthesiology	312	37-5101-9110012	Determination of RDA for Vitamin D in Wo	36-5410-2007003	330
Deans Prof Svs Fees Biochemistry	312	37-5101-9110013	Determination of RDA for Vitamin D in Wo	36-5410-2007004	330
Deans Prof Svs Fees Biomedical Comm	313	37-5101-9110029	Development - McDonald; Thomas	37-5301-2002028	326
Deans Prof Svs Fees Family Practice	312	37-5101-9110014	Development Fund	37-5201-1001001	319
Deans Prof Svs Fees Internal Medicine	312	37-5101-9110015	Development Fund	37-5310-1001001	326
Deans Prof Svs Fees Obstetrics	312	37-5101-9110016	Development of NE AHEC Network	34-2201-1003009	298
Deans Prof Svs Fees Ophthalmology	312	37-5101-9110017	Developmental Fund	34-1901-2110005	293
Deans Prof Svs Fees Orthopaedic	312	37-5101-9110018	Developmental Medicine State Funds	31-5507-9100	333
Deans Prof Svs Fees Otolaryngology	312	37-5101-9110019	DHHS/NIH	34-5229-2015001	316
Deans Prof Svs Fees Pathology	312	37-5101-9110020	Diab/Endo/Metab	34-5226-2003001	316
Deans Prof Svs Fees Pharmacology	312	37-5101-9110022	Diabetes Research-Degen	37-5115-1003001	313
Deans Prof Svs Fees Physiology	312	37-5101-9110023	Director of Student Services	31-4209-0014	303
Deans Prof Svs Fees Psychiatry	312	37-5101-9110025	Director/Intellectual Properties	31-0105-0064	286
Deans Prof Svs Fees Radiation Oncology	313	37-5101-9110030	Distance Education & Technology	31-1823-0011	291
Deans Prof Svs Fees Radiology	312	37-5101-9110026	Distance Learning Option-PA Program	33-0452-0227	288
Deans Prof Svs Fees Surgery	312	37-5101-9110027	Div Of C G Prof Svs Fees	37-5220-9610001	319
Deferred Maintenance	301	31-3307-0006	Div of DEM Prof Svs Fees	37-5220-9310001	319
DEM (Diabetes-Endocrine-Metabolism)	319	37-5220-1006004	Div Of Nm Prof Svs Fees/Walker	37-5350-9210001	327
DEM Section Research	320	37-5226-2004001	Div of Onc Prof Svs Fees	37-5220-9810001	319
Dental - Staff Dentist	335	31-5605-0376	Div Of Pm Prof Svs Fees	37-5220-9910001	320

ALPHABETICAL LISTING OF COST OBJECTS
University of Nebraska Medical Center

Div Of Rt Prof Sys Fees	37-5350-9310001	327	Educational Behavior Therapy	33-5210-0010	321
Diversity Funds-Anesthesiology	31-5108-1200	307	Educational Intranet	31-2905-0111	300
Diversity Funds-Helgason	31-5108-3003	307	Educational Intranet	33-2907-0906	300
Diversity Funds-Ophthalmology	31-5108-3500	307	Educational Support	37-5101-1044002	312
Diversity Funds-Pettee	31-5450-1101	329	Efficacy of a Hemostatic Bandage Embedde	36-5360-2110002	325
Diversity Funds-Rajaram	31-5440-1102	329	EGAD	31-4323-0014	304
Diversity Funds-Wells	31-5420-1102	329	Electrical R & M	31-3331-0126	302
Diversity-Tibbits	31-5450-1102	329	Electron Microscopy Lab-Charge Back	33-5150-0035	314
Dixon Endowed Chair	37-0905-1011001	289	Eliminating pHIV Continuous Quality Impr	36-5311-1012002	325
DNA Microarray	33-1953-0300	296	Elsevier Editor-In-Chief James Talamdge	33-5301-0566	328
DNA Repair and Cancer	31-5712-0010	336	Emergency Med	36-5370-2002001	326
Dorothy H. Olson Chair	37-1801-4001012	292	Emergency Medical Services-General	32-2603-0301	299
Douglas County Health Dept	37-5319-3001001	327	Emergency Medicine	37-5370-9010001	328
Dr Turpen/Dr Ryan - Immune	37-5261-2001009	320	Emergency Medicine	37-5370-9012001	328
Dr Yuri Lyubchenko Startup Acct	33-2001-0013	298	Employee Relations	31-4323-0204	304
Dr. David Folks	37-5330-9510006	327	Employee Shuttle	33-4355-0406	305
DRC Research Resource Manager	31-5705-0053	336	ENCOR Training Contract	36-5507-1075002	333
Dunaevsky Start-Up	33-5552-0702	335	Endoscopy Center	33-9710-7140	339
Durham Research Center Autoclave Fund	33-5140-0096	314	ENT Grant Return	31-5290-4000	315
Durham-Cannella Commitment	37-5101-2013006	312	Ent Prof Sys Fees	37-5290-9110001	321
E			Environmental	37-5420-1001001	331
E Bruce & Parents Memorial	37-1905-2004001	295	Environmental Agric & Occup Hlth Science	31-5420-0001	329
EAOH - Beseler	31-5420-1101	329	EPI - Beseler	31-5430-1101	329
EAOH Grant Return	31-5420-2000	329	EPI - Lander	31-5430-1102	329
Early Adopters CTRP	34-1901-2110029	294	EPI Grant Return	31-5430-2000	329
Early Childhood - NDE	36-5507-1081002	333	Epidemiology	31-5430-0001	329
Early Childhood Endowment Project	36-5507-1078002	333	Epidemiology	33-4327-0020	305
Early Diagnosis of Pancreatic Cancer	34-1905-2142106	294	Epidemiology	37-5430-1001001	331
Early Diagnosis of Pancreatic Cancer	34-1905-2142205	294	Eppley	34-1905-2153020	294
Early Diagnosis of Pancreatic Cancer	34-1905-2142206	294	Eppley	34-1905-2155001	294
Early Diagnosis of Pancreatic Cancer	34-1905-2142306	294	Eppley	34-1905-2157010	294
Editorial Project	31-5713-0005	336	Eppley	34-1905-2159001	294
Educare	33-5552-0103	334	Eppley	34-1905-2160001	294
Education Even Start Program	33-5552-0101	334	Eppley	34-1905-2163001	294
			Eppley	34-1905-2165008	294

ALPHABETICAL LISTING OF COST OBJECTS
University of Nebraska Medical Center

Eppley	34-1905-2166001	294	Eppley	37-7109-2014001	337
Eppley	34-1905-2167001	294	Eppley	37-7109-2015001	337
Eppley	34-1905-2168001	294	Eppley Administration	31-1905-0002	292
Eppley	34-1905-2169001	294	Eppley Asojo Research Support	31-5712-0029	336
Eppley	34-1905-2173001	295	Eppley Computing Technologies	31-1905-0502	292
Eppley	34-1905-2174001	295	Eppley Director	31-1905-0012	292
Eppley	34-1905-2175006	295	Eppley Facilities & Maintenance	31-1905-0032	292
Eppley	34-1905-2176001	295	Eppley Faculty Research	31-1905-0022	292
Eppley	34-1905-2177002	295	Eppley General Supply	33-1951-0010	296
Eppley	34-1905-2178001	295	Eppley Graduate Studies	31-1905-0132	292
Eppley	34-1905-2180001	295	Eppley Histology Serv	33-1953-0506	296
Eppley	34-1905-2181001	295	Eppley Indir Cost - Lockridge	31-1905-3318	293
Eppley	34-1905-2182009	295	Eppley Indir Cost - Rizzino	31-1905-3306	293
Eppley	34-1905-2183006	295	Eppley Media and Education	31-1905-0006	292
Eppley	34-1905-2184001	295	Eppley Poster Activity	33-1953-1346	296
Eppley	34-1905-2185002	295	Eppley Professorship	37-1905-2001001	295
Eppley	34-1905-2186001	295	Eppley Recruitment	31-1905-0102	292
Eppley	34-1905-2188001	295	Eppley Seminars	31-1905-0402	292
Eppley	34-1905-2189001	295	Eppley Special Budget Reduction	31-1905-5000	293
Eppley	34-1905-2190001	295	Epply	36-1905-2157001	295
Eppley	35-1905-1003001	295	ERa Regulation of Intestinal Homeostasis	34-5150-2030001	309
Eppley	35-1905-2027001	295	Eritoran Tetrasodium in Pts w Sepsis	36-5232-2073005	317
Eppley	35-1905-2031001	295	Evaluation of Anti-retroviral Drug Effic	36-5305-2016001	325
Eppley	36-1905-2123001	295	Evaluation of Certain Activate Omaha Kid	36-5440-2013002	330
EPPLEY	36-1905-2130001	295	Executive Director	31-4324-0104	304
Eppley	36-1905-2139001	295	Executive Salary Equity	37-4101-6003001	303
Eppley	36-1905-2148001	295	Extended Grant Return-Dept	31-5170-7095	309
Eppley	36-1905-2149001	295	Eye Bank	33-9605-0795	339
Eppley	36-1905-2150001	295			
Eppley	36-1905-2151001	295			
Eppley	36-1905-2152001	295	F		
Eppley	36-1905-2153001	295	Faculty Development - Keamey	37-1805-4001001	292
Eppley	36-1905-2158001	295	Faculty Diversity Funding	31-2599-0220	299
Eppley	37-1905-2191001	295	Faculty Outstanding Performance Stipend	31-2213-0500	298
Eppley	37-1905-2191001	295	FAHCT	33-4363-1216	306
Eppley	37-7109-2012001	337	Family Health Care Center(SONA)	31-1801-0445	291

ALPHABETICAL LISTING OF COST OBJECTS
University of Nebraska Medical Center

Family Medicine	36-5210-2018001	317	General Supervision Enhancement Grant (G	36-5507-1080005	333
Family Medicine	36-5210-2019001	317	General Surgery Pro Fees	37-5360-9310001	328
Family Medicine Salary Return	31-5210-5000	314	Genetic Abnormalities	36-5301-2227001	324
Family Planning	36-5267-3002043	318	Genetics Cell Biol	34-5150-2037009	309
Family Practice-Instruction	31-5210-0001	314	Geoffery Thiele Salary Support	31-5725-0011	336
Fatigue & Breast Cancer - Behavioral Sle	34-1809-2003003	291	Geriatrics	34-5228-2003001	316
Fayad - Neuro Sci	37-5101-1040036	311	Geriatrics	36-5228-2010001	317
FEAP	31-4324-0105	304	Geriatrics	37-5220-1006006	319
Federal R&A Recovery	31-4313-0014	304	GI Oncology/Drug Development	31-5706-0005	336
Feeding&Swallowing Program Expense	31-5507-0200	332	Glassware Washing Service	33-1953-0546	296
Feeding/Swallowing Program	33-5552-0606	335	GME Funding	37-0901-1002001	289
Fighting Drug Resistant Infect - Asojo	35-5301-2014101	324	Gmp Facility	33-9710-7535	340
Finance Controls & Compliance	31-4313-0024	304	Gollan - Stokes-Shackleford	37-5101-1080001	312
Financial Aid	31-4215-0004	303	Gollan Start-up \$ Grimm	37-5101-1041116	311
Fitness Center	33-4354-0016	305	Governmental Relations	31-1209-0100	290
FK-506 Residual	37-5360-2015001	327	GPPHLJ Scholarships	37-5401-3002002	331
FM&P Warehouse	33-4357-0300	306	Grad Endo Clinic	31-5605-0098	335
FMC Research Account	33-2051-0876	298	Grad Perio Clinic	31-5605-0099	335
FMP Building Engineers	33-3351-0926	302	Graduate Application Fee(\$25)	31-1201-0044	290
Freifeld Research	37-5232-1011001	320	Graduate Assistantships	31-1201-0104	290
Furniture Stores - Furniture	33-4357-0090	306	Graduate Education Program	37-5310-1005001	326
Furniture Stores - Movers	33-4357-0070	305	Graduate Psychology Education Program:Ps	34-5507-1026006	333
Furukawa Research	31-5712-0037	336	Graduate Students	37-5301-1006003	326
			Grant Return-Wells Startup Funds	31-5420-2003	329
G			Greiner Bridge Grant	31-5721-0045	336
Gait Lab Development Fund	37-5507-1016001	334	Grissom Professorship	37-5115-1001001	313
General Accounting Office (GAO)	31-4307-0004	304	Grounds	31-3311-0006	301
General Administration	33-5552-0601	335	Growth-Regulatory Signaling Networks	34-1905-2150001	294
General Dentistry Departmental Research	31-0905-0191	288	GS1 Non Stock	33-4357-0040	305
General Dentistry Travel	31-0905-0011	288	GWR-Socialization Program for Youth with	37-5507-3026009	334
General Medicine	31-8305-8979	339	Gyn Onc Research	37-5261-2001004	320
General Medicine	37-5220-1006007	319			
General Operating - Medicine	32-2602-0101	299	H		
General Research	37-5270-2005001	320	H & N Pro Fees	37-5290-9310001	321
General Stores	33-4357-0010	305	H Band Research	31-5712-0047	336

ALPHABETICAL LISTING OF COST OBJECTS
University of Nebraska Medical Center

Hammel Research	37-5360-2043001	327	HSRA Grant Return	31-5440-2000	329
Harris Professorship - Geriatrics	37-5115-1011001	313	Hubbard Chair of Cardiology	37-5115-1015001	313
Harris-Oncology Professorship	37-5115-1014001	313	Hubbard Professorship	37-5123-1001001	313
Havlik-Wall Professorship	37-5120-1001001	313	Human Resource Development	31-4323-0284	304
HB Munroe Recreation Programs	37-5507-3026004	334	Human Resources Administration	31-4323-0304	304
HBM Autism Program	37-5507-1002003	334	Human Resources Information	31-4323-0224	304
HBM Professorships	37-5507-1002002	334	Hunt Professorship Of Radiology	37-5126-1001001	313
Health Manpower Research	33-5440-0010	331	Hygiene Books And Instruments	33-0963-0200	289
Health Professions Tracking Service	33-5401-2686	331	Hypopituitary Control & Complications St	36-5226-2015001	317
Health Promotion	37-5450-1001001	331	Hypoxia Enhanced Anal	34-2005-2045001	297
Health Services Admin & Research	31-5440-0001	329	Hyridoma Core Facility-Johnson	31-3205-0302	301
Health Svcs Research Special Development	33-5440-0001	331			
Heart Transplant/CHF Program	37-5360-3003001	328	I.M. Research - R.Boissy	37-5220-2001013	319
Heartland Regional Genetics	36-5507-2064002	333	I.M. Research-Neurology	37-5220-2001009	319
Helen Freytag Professorship	37-5121-1005001	313	I.M. Research-Pulmonary	37-5220-2001011	319
Help Desk	33-2907-0406	300	Identification of New Fanoconi Anemia Ge	36-7107-2013669	337
Henriksen Award-Carlson/Surgery	37-5101-2014003	312	IM Education	37-5220-1006005	319
Herman Frank Johnson MD Professorship	37-5118-1002001	313	IM Medical Students	37-5220-1006015	319
High Throughput DNA Seq/Genot Core Fac-E	31-3205-0660	301	IM Patient Simulator Account	37-5220-1006014	319
Histology	34-1901-2110010	294	Immune Response Acetaldehyde Adducts	34-5241-2008015	316
Hixson Sub-Fund Orthopaedic Research	37-5280-2010001	321	Impact of Joint Replace in Rheum Arthrit	36-5241-2015002	318
Hixson/Lied Rsch	37-5280-2009001	321	Incinerator Operations	31-3331-0096	302
Hlth Promo Social & Behavioral Hlth Scie	31-5450-0001	329	Indirect Cost Return	33-0963-0438	289
Ho-Chunk Hope: A Diabetes Free Future	36-0401-2004006	287	Infant Contract - Ralston	33-5552-0104	334
Hospital Datar Center Support	33-2907-0096	300	Infectious Diseases	37-5220-1006008	319
Hospital Dentistry	31-0937-0001	288	Infectious Disease	37-5319-2002001	327
Hospital Genetic Support	37-5507-3007001	334	Infectious Diseases	36-5232-2086001	317
Hospital Reimburse - Midwives	37-5262-9610001	320	Infrastructure Support	31-4313-0050	304
Hospital Services Support	37-5101-3002001	312	Infusion Center	31-8305-8995	339
HPSBH Grant Return	31-5450-2000	329	Inst Animal Care & Use Committee	31-0105-0034	286
HSR Nebraska BRFSS	33-5440-0005	331	Institutional Research Resources Coordin	31-5705-0051	336
HSRA	37-5440-1001001	331	Institutional Review Bd	31-0105-0024	286
HSRA - Nayar	31-5440-1101	329	Insulin Resist Interv after Stroke IRIS	36-5250-2013005	318
HSRA Development - Ge Lin GIS Support	33-5440-0015	331	Insur Med Student Travel	31-4435-0034	306
HSRA Development - K Bowen GIS Support	33-5440-0020	332			

ALPHABETICAL LISTING OF COST OBJECTS
University of Nebraska Medical Center

Int & Res College Of Med	31-5131-0001	308	Int Med Pulmonary	35-5237-2019001	317
Int Med Cardiology	34-5224-2002001	316	Int Med Pulmonary	36-5237-2167001	318
Int Med Cardiology	34-5224-2003001	316	Int Med Pulmonary	36-5237-2176001	318
Int Med Cardiology	36-5224-2080001	317	Int Med Pulmonary	36-5237-2182001	318
Int Med Cardiology	36-5224-2084001	317	Int Med Pulmonary	36-5237-2183001	318
Int Med Cardiology	36-5224-2087001	317	Int Med Pulmonary	36-5237-2190001	318
Int Med Cardiology	36-5224-2088001	317	Int Med Pulmonary	36-5237-2198001	318
Int Med DEM	36-5226-2025001	317	Int Med Rheumatology	35-5237-2018001	317
Int Med GI	34-5229-2017001	316	Int Med/Rheumatology-Mikulis	37-5101-2013005	312
Int Med GI	34-5229-2018001	316	Int Med/Rheumatology-ODell	37-5101-2013002	312
Int Med GI	34-5229-2019001	316	Int&Res COM Reimbursement	31-5131-0002	308
Int Med GI	34-5229-2020001	316	Int. Rad. Prof Svs Fees-Non AAA-Allison	37-5350-9310009	327
Int Med GI	34-5229-2021001	316	Interdisciplinary Care Mgt Pgm	31-5101-0021	307
Int Med GI	36-5229-2095001	317	Interdisciplinary Healthy Heart Center	34-1807-2011002	291
Int Med GI	36-5229-2097001	317	Internal Medicine	37-5115-2002001	313
Int Med GI	36-5229-2100001	317	Internal Medicine Grant Return	31-5220-4000	315
Int Med Infectious	36-5232-2082001	317	Internal Medicine Instruction	31-5220-0001	314
Int Med Infectious	36-5232-2084001	317	Internal Medicine Research	37-5220-2001001	319
Int Med Oncology	36-5234-2246001	318	Internal Medicine Salary Return	31-5220-5000	315
Int Med Oncology	36-5234-2252001	318	Intestinal Failure in Child	36-5360-2122001	326
Int Med Oncology	36-5234-2254001	318	Intl Health & Medical Education	31-2213-0200	298
Int Med Oncology	36-5234-2256001	318	Intracellular compartmental kinetics of	36-2001-2004002	297
Int Med Oncology	36-5234-2259001	318	Intranet	33-2907-0926	300
Int Med Oncology	36-5234-2260001	318	Intrexon Research Services Agreement	36-5301-2238201	325
Int Med Oncology	36-5234-2261001	318	Inventory Control	31-4315-0024	304
Int Med Oncology	36-5234-2264001	318	Investigation of Interventions for Sitti	36-5507-2063002	333
Int Med Oncology	36-5234-2267001	318	IPA for Cindy Mairr	35-5241-2008003	317
Int Med Oncology	36-5234-2271001	318	IPA for Eric Chickris	35-5237-2013003	316
Int Med Oncology	36-5234-2272001	318	IPA for Gerri Siford	35-5226-2009003	316
Int Med Oncology	36-5234-2273001	318	IPA for Jacy Kubik	35-5229-2014004	316
Int Med Oncology	36-5234-2275001	318	IPA for Jane Devasure	35-5237-2010004	316
Int Med Oncology	37-5115-2003001	313	IPA for Jane Meza	35-5237-2011003	316
Int Med Pulmonary	34-5237-2010001	316	IPA for Peggy Karatoprakli	36-5226-2024005	317
Int Med Pulmonary	34-5237-2012001	316	IPA for Peggy Karatoprakli	36-5226-2024006	317
Int Med Pulmonary	34-5237-2013001	316	IPA for Peggy Karatoprakli - VAMC	35-5226-2010002	316

ALPHABETICAL LISTING OF COST OBJECTS
University of Nebraska Medical Center

IPA for Peggy Karatoprakli - VAMC	35-5226-2010003	316	L. Thomas Hood Professorship	37-5118-1001001	313
IPA for Tricia Levan	35-5237-2012003	316	Laboratories Support Shared Services	34-1901-2110011	294
IRB Revolving Account	33-0107-1606	286	Larson Professor of Rheumatology	37-5115-1016001	313
IT Departmental Reimbursements	37-5101-1006004	311	Larson Professorship	37-5115-1002001	313
Iltner Professorship	37-5121-1001001	313	Larson Professorship for Respiratory Dis	37-5115-1013001	313
			LB 998 HO Malpractice Ins	31-4435-0054	306
			LB595 Admin Core	36-7107-2016629	337
J			LB595 Alvin Wee Recruitment	36-7131-2015601	337
J. Odell Research \$	37-5101-2009155	312	LB595 Clinical research Support	36-7107-2016634	337
James Sorrell	37-5330-9510002	327	LB595 M Cohen Recruitment	36-7105-2015001	337
Jared Garrison Startup Account	31-2005-0035	296	LB595 Tumor Procurement Core	36-7107-2016633	337
JCRL	37-5224-2005002	320	LB595 Vimla Band Recruitment	36-7123-2015601	337
Jialin Zheng Support	31-5727-0002	336	Learning Center Summer	33-5552-0106	334
JNIP (Journal of Neuroimmune Pharmacolog	37-5305-2013001	326	Learning Env Enhancements	31-2905-0221	300
Job Pool- Carpenters	33-3351-0826	302	Legal Fees	31-4438-0004	306
Job Pool- Design	33-3351-0886	302	Leland & Dorothy Olson Ctr Womens Hlth	37-5261-2001001	320
Job Pool- Electricians	33-3351-0806	302	LeVan/Pulmonary	37-5101-1043005	312
Job Pool- Grounds	33-3351-0706	302	Library 04/05 Reallocation	33-1652-5001	290
Job Pool- Maintenance	33-3351-0746	302	Library Books	31-1605-0006	290
Job Pool- Masons	33-3351-0766	302	Library General	31-1603-0006	290
Job Pool- Painters	33-3351-0786	302	Library Periodicals	31-1607-0006	290
Job Pool- Plumbers	33-3351-0726	302	Library Salaries	31-1601-0006	290
Job Pool- Preventive Main	33-3351-0906	302	Lincoln Development	37-1822-4001001	292
Job Pool-Control & Refrig	33-3351-0846	302	Lincoln Fdn: Neb Child Eval Proj	33-5552-0109	334
Joe Shapiro Expendable-Endowment Earning	37-5115-2001003	313	Lincoln Med Ed Foundation Special	31-5104-0011	307
Johannsson Diversity	31-5450-1104	329	Lincoln Medical Programs	31-5104-0001	307
Johnson/Hybridoma Lab	33-5301-0346	328	Live Cell Imaging Core	34-0915-2014607	289
			Lymphoma Project	31-5220-0021	314
K			Lymphoma Tissue Procurement Core Facilit	34-1901-2110018	294
Kaleb Michaud Development Fund	37-5241-1002008	320	Lynell Klassen Research Support	31-5725-0009	336
Kessinger Research Fund	37-5234-2005001	320	Lymphoma Salaries	37-5234-2021001	320
Kill the Killer Cells	36-5360-2116002	325			
Kim Start-Up	33-5552-0700	335			
Kuszynski/Cell Sorter Facility	33-5301-0906	328			
			M		
			M Naramura Research	31-5712-0049	336
			M Tsai Research	31-5712-0051	336
L					

ALPHABETICAL LISTING OF COST OBJECTS
University of Nebraska Medical Center

M.L. Smith Professorship	37-5116-1002001	313	Minority Fac Rec-Emergency Medicine	31-5108-3200	307
Macrophages Neuronal K+ Channels and HI	34-5305-2018006	323	Minority Fac Rec-Psychiatry	31-5108-3000	307
Mail Service	31-4317-0004	304	Minority Fac Recr - Int Med	31-5108-1500	307
Main Profess Account	37-5250-9110001	320	Minority Fac Recr-Cell Biology & Anatomy	31-5108-1100	307
Mainframe Laser Printer	33-2907-0276	300	Minority Faculty Rec - IM - Geriatrics	31-5108-1501	307
Maint Dept-Contractors	33-3351-0206	302	Minority Faculty Rec-Family Medicine	31-5108-1400	307
Major Program Leaders	34-1901-2110003	293	Minority Faculty Rec-Ob/Gyn	31-5108-1600	307
Malashock Professorship	37-5127-1003001	313	Minority Faculty Rec-Otolaryngology	31-5108-1900	307
Mandatory Remissions	31-2599-0240	299	Minority Faculty Recruitment-IM Pulm	31-5108-1502	307
Mass Spectrometry Protein Core Facility	33-5140-0326	314	Minority Faculty Recruitment-Liu	31-5108-3002	307
Mass Spectrometry	31-3205-0780	301	Minority Faculty Recruitment-Neuro	31-5108-0500	307
Mass Spectrom Clinical Diag Nerve Agent	34-1905-2152103	294	Minority Faculty Recruitment-Ophthalmology	31-5108-3400	307
Maternal Care Program	36-5267-3001045	318	Minority Faculty Recruitment-Surgery	31-5108-2702	307
Maternal-Fetal Medicine Research Account	37-5262-2001001	320	Minority Faculty Recruitment-Wyoske	31-5108-3001	307
McGoogan Professorship	37-5262-2003001	320	Minority Health Education & Research	31-5703-0009	336
Mechanism of Action of Differentiation A	34-1905-2156022	294	Minority Student Affairs / Dean Flechs	31-4221-0004	303
Mechanism of Gonadotropin Action	35-5261-2005001	317	Miochondriopathy of Chronically Ischemic	36-5360-2092005	325
Mechanisms of Bax Activation	34-1905-2149001	294	MIRH - Science-Based Capacity Building f	34-5311-3005005	324
Mechanisms of Gap Junction Regulation	34-5140-2026001	309	Mitochondriopathy of Chormically Ischemic	34-5360-2010002	324
Media Services	33-9710-1380	339	Mitochondrial-Produced Reactive Oxygen S	36-5170-2087002	311
Medically Handicapped Childrens Program	33-5552-0900	335	MMI	36-5507-1085001	333
Medically Handicapped Childrens Program	33-5552-0906	335	MMI	36-5507-1086001	333
Medically Handicapped Childrens Program	36-5318-3001018	325	MMI	36-5507-2048012	333
Mercer Research	37-5360-2046001	327	MMI	36-5507-2066005	334
Metabolism	34-5321-2002011	324	mmi	36-5507-2067011	334
Methadone Corollary Account	37-5330-3001001	327	MMI	36-5507-2068001	334
Meyer Rehab Institute	31-5507-9400	333	MMI	36-5507-2069006	334
MHCP Cystic Fibrosis Services	33-5316-0005	328	MMI	36-5507-2070001	334
MHCP Facilities Cost	33-5552-0905	335	MMI R/H - Summary	31-5507-8100	332
MHCP Pediatric Cardiology	33-5318-0005	328	MMI Administration	31-5507-6800	332
MHCP-Diabetes/Endocrine Clinics	33-5552-0901	335	MMI Business Office	31-5507-7900	332
Microarray Core Facility	31-3205-0592	301	MMI Early Intervention	31-5507-0500	332
Microarray Core Facility	33-5150-0101	314	MMI Feeding/Nutrition	31-5507-8900	333
Midlevel/Other Expenses	37-5290-9110033	321	MMI Genetic Medicine	36-5507-2056001	333
Minimally Invasive Surgery Center	33-9696-0296	339	MMI Genetic Medicine	36-5507-2061001	333

ALPHABETICAL LISTING OF COST OBJECTS
University of Nebraska Medical Center

MMI Genetics	31-5507-8800	333	Multi-Center Trial for Acute Liver Failu	36-5229-2048009	317
MMI H B Monroe	31-5507-5800	332	Multi-State Laboratory	36-5301-2229001	324
MMI HBM Molecular Genetics	34-5455-1002002	330	Munroe Meyer Institute	36-5507-1077001	333
MMI HBM Molecular Genetics	36-5507-2058001	333	Munroe Meyer Institute	36-5507-1083001	333
MMI Human Genetics Center	31-5507-0600	332	Munroe Meyer Institute	36-5507-1084001	333
MMI Indirect Cost Summary	31-5507-0330	332	Munroe Meyer Institute	36-5507-2065001	334
MMI Interdisciplinary Training Program	34-5507-1022019	333	Munroe Meyer Institute	36-5507-3067001	334
MMI Nutrition	31-5507-8990	333	Murphy CF Account	37-5237-2018002	320
MMI Occupational Therapy	31-5507-8390	332	Musselman Professorship	37-5127-1001001	313
MMI Pediatric Rehab/Dent	31-5507-8190	332			
MMI Pgm Suppt Service	31-5507-7890	332			
MMI Physical Therapy	31-5507-8490	332			
MMI Psychology Summary	31-5507-8590	332	N		
MMI Social Service	31-5507-8790	332	Nanoimaging Core Facility for Molecular	31-3205-0790	301
MMI Social Services	37-5507-1027001	334	National AIDS Education & Training Ctr	36-5232-1003011	317
MMI Speech Pathology	31-5507-8690	332	National LymphoCare Study of follicular	36-5234-2162001	317
MMI State Support	31-5505-0126	332	Native Navigators Across the Cancer Cont	36-5430-2007003	330
MMI/PEDS-Fisher&Piazza Recruitment	31-5708-0016	336	Natural History Study of the Development	36-5226-2020001	317
MMIAmericorps	36-5507-1061006	333	NCI Community Cancer Centers Program	34-1901-2110030	294
Molecular Biology Core Facility	34-1901-2110013	294	NE Center for Cellular Signaling Proj A	34-0915-2016207	289
Molecular Biology Core Lab	33-1953-1306	296	NE Center for Cellular Signaling Proj B	34-0915-2016307	289
Molecular Control of	34-5301-2042012	323	NE Center for Nanomedicine - Proj 2	34-5170-2047002	310
Molecular Diagnostics/Forensics	37-5301-9001002	326	NE Center for Structural Biology-Gloria	31-3205-0625	301
Molecular Mechanism of HIV-1 Medicated E	36-5305-2003015	325	NE Family and School Partnership	36-5507-3063004	334
Molecular Mechanisms Controlling Endocyt	34-5140-2025001	309	NE Regional Hemophilia Treatment Center-	36-5234-3005009	318
Molecular Signatures to Improve Diagnosi	34-5301-2037005	323	NE Univ Center on Develop Disabilities	34-5507-1025036	333
Moleculare Mechanism of	34-2005-2032001	297	Neb Medicaid Enhancement Revenue	31-5691-0008	335
Molecularly Targeted Therapeutics for Os	36-5301-2228002	324	Nebraska Behavioral Health Reform Monito	36-5430-3001005	330
Monoclonal Antibody Facility	34-1901-2110014	294	Nebraska Bioterrorism Plan Focus Area D	36-5301-2154007	324
Monroe-Meyer Institute	31-5507-0086	332	Nebraska Bioterrorism Plan HRSA	36-5301-3009006	325
Morehead Center for Nursing Practice	37-1801-4002001	292	Nebraska Blood & Marrow Transplant Netwo	34-5234-2004009	316
MOTAC Tobacco Free Nebraska	36-1807-2009004	292	Nebraska Center for Biosecurity	31-5465-0115	329
Mouse Genome Engineering Facility	33-5150-0102	314	Nebraska Center for Bioterrorism Educati	36-5465-1001008	331
MRI Development Fund	37-5507-1002001	334	Nebraska Center for Nanomedicine	34-5160-2036002	310
MRI State Support	31-8205-0106	338	Nebraska Center for Nanomedicine - Core	34-5350-2005002	324
			Nebraska Center for Virology: Core 3	36-5301-2224002	324
			Nebraska Regional Hemophilia Treatment C	36-5234-3006014	318

ALPHABETICAL LISTING OF COST OBJECTS
University of Nebraska Medical Center

Nebraska Rural Health Works	36-5440-3002010	331	NICU-Followup	33-5552-0902	335
Neph Dev-GENERAL	37-5240-9110001	320	NICUFollowup Clinic	36-5507-1021011	333
Nephrology	37-5220-1006016	319	Niedfelt Nsg Rsch Ctr	31-1813-0011	291
NETWORK DATA INFRASTRUCTURE	33-2907-0306	300	NIH SPORE Administrative Core	34-1905-2171402	294
Network Group	33-2907-0296	300	NIH SPORE Batra Project 3	34-1905-2171902	295
Network-Based Support Services	31-4332-0204	305	NIH SPORE Biostatistics Core	34-1905-2171602	294
Neurological Science Instruction	31-5250-0001	315	NIH SPORE Career Development	34-1905-2171702	295
Neurological Sciences	36-1809-2021001	292	NIH SPORE Project 1	34-1905-2171102	294
Neurological Sciences	36-5250-2015001	318	NIH SPORE Project 2	34-1905-2171202	294
Neurological Sciences	36-5250-2016001	318	NIH SPORE Project 4	34-1905-2171302	294
Neurological Sciences	36-5250-2021001	318	NIH SPORE Tissue Core	34-1905-2171502	294
Neurological Sciences	37-5250-4003001	320	Nitroxide Radicals for MRI-Boska	31-3205-0657	301
Neurological Sciences Salary Return	31-5250-5000	315	NMC / FTE SPLIT	37-5301-6001020	326
Neurosurgery Pro Fees	37-5360-9710001	328	NMR	34-1901-2110015	294
New Antimalarial Peroxide	31-3205-0836	301	NMR Facility	33-1953-0556	296
New Employee Orientation	31-4323-0274	304	No Plain Tribal Cancer Data Improvement	36-5430-3002003	330
New Horizon/Mailliard	37-5229-9010001	320	Non-Linear Analysis of Postural Function	36-5507-2046005	333
Newborn Medicine	37-5315-9110001	326	Nonstate Salary Support	37-4101-6002001	303
Newborn Screening Cystic Fibrosis	36-5316-3003002	325	Norman C Carlson	37-0905-1006001	289
Newborn Screening Pediatric Hematology	36-5313-3001002	325	Northern Division	33-1854-0030	292
News Release	31-4405-0054	306	Northern Plains Tribal Cancer Data Initi	36-5430-2005002	330
Next Generation Synthetic Peroxide Disc	36-2005-2030011	297	Novel Medical Devices	31-5721-0008	336
NHS Acad Affil - Anesthesiology	37-5101-3002120	312	NPHL Research Account	33-5301-2446	328
NHS Acad Affil - ENT	37-5101-3002190	312	NTSBRDG NE-Virginia Alliance	31-5703-0029	336
NHS Acad Affil - Internal Med	37-5101-3002150	312	Nuclear Magnetic Resonance Core	31-3205-0162	301
NHS Acad Affil - OB/GYN	37-5101-3002160	312	Nurs-Adult Hlth & Illness	31-1809-0001	291
NHS Acad Affil - Ophthalmology	37-5101-3002170	312	Nurs-Com Hlth,Geron M/H	31-1807-0001	291
NHS Acad Affil - Orthopaedics	37-5101-3002180	312	Nurse Support Svcs	33-9701-7501	339
NHS Acad Affil - Path/Micro	37-5101-3002200	312	Nursing Instr - Kearney	31-1825-0031	291
NHS Acad Affil - Pediatrics	37-5101-3002210	312	Nursing Instruc-General West Nebraska	31-1824-0021	291
NHS Acad Affil - Psychiatry	37-5101-3002250	312	Nursing Instruc-General Summer Ses	31-1805-0001	291
NHS Acad Affil - Radiation Oncology	37-5101-3002300	312	Nursing Resources And Develpmt	33-9710-6975	339
NHS Acad Affil - Radiology	37-5101-3002260	312	Nursing-Adult Health	35-1809-2001001	291
NHS Acad Affil - Sugery Transplant	37-5101-3002272	312	Nursing-Permanent Budget Adj	31-1899-0218	291
NHS Acad Affil - Surgery	37-5101-3002270	312			

ALPHABETICAL LISTING OF COST OBJECTS
University of Nebraska Medical Center

PAES - Development	37-1811-4001001	292	Pathology/Microbiology	36-5301-2246001	325
PAES-Parent/Child Adm-Ed&Sci	31-1811-0001	291	Pathology/MICRobiology Grant Return	31-5301-4000	322
Pamela Carmines Grant Return	31-5170-4005	308	Pathology/Microbiology Instruction	37-5301-1006001	326
PA-Prg Development Acct	33-0451-0017	287	Pathology/Microbiology	34-5301-2043001	323
Parameterizations of Spatially Clustered	35-5440-2001003	330	Payroll	31-4307-0014	304
Path/Micro	35-5301-2011001	324	Pedersen Memorial Fund	37-0905-1007001	289
Path/Micro	36-5301-2211001	324	Pediatric Diabetes Outcomes	33-5552-0903	335
Path/Micro	36-5301-2218001	324	Pediatric Practice Entity-Orthopaedics	37-5280-9110031	321
Pathology Prof Scs Fees	37-5301-9110001	326	Pediatric Research	37-5310-2003001	326
Pathology/Microbiology	31-5301-0001	321	Pediatrics	36-5319-2011001	325
Pathology/Microbiology	34-5301-2044006	323	Pediatrics	37-5310-2008001	326
Pathology/Microbiology	34-5301-2045003	323	Pediatrics - MRI	31-5310-0121	322
Pathology/Microbiology	34-5301-2048001	323	Pediatrics Admin	37-5310-4003001	326
Pathology/Microbiology	34-5301-2049003	323	Pediatrics Administration	37-5310-4001001	326
Pathology/Microbiology	34-5301-2050001	323	Pediatrics Child Health	36-5311-3009001	325
Pathology/Microbiology	34-5301-2051002	323	Pediatrics Critical Care	36-5325-2003001	325
Pathology/Microbiology	34-5301-2052002	323	Pediatrics Dean	37-5121-1006001	313
Pathology/Microbiology	34-5301-2053003	323	Pediatrics Faculty	36-5310-2002001	325
Pathology/Microbiology	34-5301-2055001	323	Pediatrics Grant Return	31-5310-4000	322
Pathology/Microbiology	34-5301-2056005	323	Pediatrics Hem-Onc	36-5313-2034001	325
Pathology/Microbiology	34-5301-2059011	323	Pediatrics Infectious Disease	34-5319-2001001	324
Pathology/Microbiology	34-5301-2060001	323	Pediatrics Infectious Disease	37-5319-2005001	327
Pathology/Microbiology	35-5301-2012001	324	Pediatrics Metabolism	36-5321-2004001	325
Pathology/Microbiology	35-5301-2014001	324	Pediatrics Metabolism	36-5321-2005001	325
Pathology/Microbiology	36-5301-2221001	324	Pediatrics Prof Svs Fees	37-5310-9110001	326
Pathology/Microbiology	36-5301-2231001	324	Pediatrics Pulmonology	36-5316-2038001	325
Pathology/Microbiology	36-5301-2232001	324	Pediatrics Pulmonology	36-5316-3004001	325
Pathology/Microbiology	36-5301-2233001	324	Pediatrics V Faculty	36-5310-2003001	325
Pathology/Microbiology	36-5301-2235001	324	Pediatrics-Pediatrics Administration	31-5310-0000	322
Pathology/Microbiology	36-5301-2236001	324	Pediatrics-Pediatrics Administration	31-5310-0002	322
Pathology/Microbiology	36-5301-2238001	324	Pedi-Dent Clinic-UNMC	31-5605-0316	335
Pathology/Microbiology	36-5301-2239001	325	Pedodontics Clinic	31-5605-0086	335
Pathology/Microbiology	36-5301-2243001	325	Pell Grant Program	34-4215-5014024	304
Pathology/Microbiology	36-5301-2244001	325	Perinatal Substance Abuse	37-5507-3007002	334
Pathology/Microbiology	36-5301-2245005	325	Permanent Budget Adj	32-2699-0218	300

ALPHABETICAL LISTING OF COST OBJECTS
University of Nebraska Medical Center

Personnel Consultants-Unemploy Comp	31-4325-0104	305	Pharmacology/Exp Neuroscience	34-5160-2048002	310
Personnel Emp Scholarship-Metro Tk	31-4325-0514	305	Pharmacology/Exp Neuroscience	34-5160-2049007	310
Pharm Practice	34-2009-2028002	297	Pharmacology/Exp Neuroscience	34-5160-2050010	310
Pharm/Exp Neurosci-Grant Return	31-5160-4000	308	Pharmacology/Exp Neuroscience	36-5160-2033010	311
Pharm/Exp Neurosci-ICR Dept	31-5160-8000	308	Pharmacology/Exp Neuroscience	36-5160-2034001	311
Pharm/Exp Neurosci-Instruction	31-5160-0001	308	Pharmacology/Exp Neuroscience	36-5160-2035001	311
Pharmaceutical Sci - Chair	33-2051-0056	298	Pharmacology/Exp Neuroscience	36-5160-2039001	311
Pharmaceutical Scien	35-2005-2012001	297	Pharmacology/Exp Neuroscience	36-5160-2043001	311
Pharmaceutical Sciences	31-2005-0001	296	Pharmacology/Exp Neuroscience	36-5160-2047001	311
Pharmacokinetic Study of PDX101	36-5234-2194001	317	Pharmacology/Exp Neuroscience	36-5160-2048001	311
Pharmacology	34-5160-1003005	309	Pharmacology/Exp Neuroscience	36-5160-2049001	311
Pharmacology	34-5160-2040001	310	Pharmacology/Exp Neuroscience	36-5160-2050001	311
Pharmacology	36-5160-2044001	311	Pharmacy Practice	31-2009-0001	296
Pharmacology	36-5160-2045001	311	Pharmacy/Dentistry/Allied Health-General	32-2604-0201	299
Pharmacology/Exp Neuroscience	34-5160-2019001	309	Phy Asst - Pediatrics	31-5128-2100	308
Pharmacology/Exp Neuroscience	34-5160-2020013	309	Phy Asst Training Program	31-0403-0001	286
Pharmacology/Exp Neuroscience	34-5160-2021005	309	Phy Asst Training Program	31-5128-0100	308
Pharmacology/Exp Neuroscience	34-5160-2023001	309	Phys Asst	35-0403-3003001	287
Pharmacology/Exp Neuroscience	34-5160-2024001	309	Phys Asst Students	33-0451-0016	287
Pharmacology/Exp Neuroscience	34-5160-2027001	310	Physical Plant	31-3309-0016	301
Pharmacology/Exp Neuroscience	34-5160-2028012	310	Physical Plant Admin	31-3305-0004	301
Pharmacology/Exp Neuroscience	34-5160-2029001	310	Physical Plant-Sign Shop	33-3353-0046	302
Pharmacology/Exp Neuroscience	34-5160-2030001	310	Physical Therapy	36-0411-2014001	287
Pharmacology/Exp Neuroscience	34-5160-2031001	310	Physical Therapy	36-0411-2015001	287
Pharmacology/Exp Neuroscience	34-5160-2032002	310	Physical Therapy	36-0411-2018001	287
Pharmacology/Exp Neuroscience	34-5160-2035004	310	Physical Therapy Instruction	31-0411-0001	287
Pharmacology/Exp Neuroscience	34-5160-2037001	310	Physical Therapy School	37-5507-3005002	334
Pharmacology/Exp Neuroscience	34-5160-2038001	310	Physiology & Biophysics Grant Return	31-5170-4000	308
Pharmacology/Exp Neuroscience	34-5160-2041001	310	Physiology & Biophysics Instruction	31-5170-0001	308
Pharmacology/Exp Neuroscience	34-5160-2042001	310	Physiology/Biophysics	31-5170-8095	309
Pharmacology/Exp Neuroscience	34-5160-2043001	310	Pilot 7-DNA Damage Activation of ATR Sig	34-0915-2014207	288
Pharmacology/Exp Neuroscience	34-5160-2044001	310	Pilot Project	34-0915-2014907	289
Pharmacology/Exp Neuroscience	34-5160-2045007	310	Plastic Surgery Pro Fees	37-5360-9810001	328
Pharmacology/Exp Neuroscience	34-5160-2046001	310	Plattsmouth-Internal Medicine	31-8105-8810	337
Pharmacology/Exp Neuroscience	34-5160-2047001	310	PLAY/Camp	37-5507-3026006	334

ALPHABETICAL LISTING OF COST OBJECTS
University of Nebraska Medical Center

Pipinos Rsch	37-5360-2026001	327	Prehypertensive Rural Women	34-1807-2009005	291
POE - Biostatistics	31-5410-0100	329	Preparedness	31-4301-0054	304
POE - EAOH	31-5420-0100	329	PRES - Luo	35-5270-2001101	317
POE - EPI	31-5430-0100	329	PRES - Thoreson	35-5270-2001401	317
POE - HPSBH	31-5450-0100	329	PressRoom	33-4351-0102	305
POE - HSRA	31-5440-0100	329	Preventive & Societa	37-5401-1001001	331
POE - Physician Sci - Ortho	31-5101-0600	307	Print & Dup-Media Resource Facil MRI	33-5551-0156	334
POE-Behavioral Genetics Program	31-5507-0090	332	Printing Equipment	33-4351-0166	305
POE-Biomedical Research Training Program	31-5101-0590	307	Printing Operations	33-4351-0116	305
POE-Cancer Population Science Rsch	31-7101-0010	337	Prior Year Utility Balance	31-3399-0089	302
POE-Cancer Prevention and Control Progra	31-7101-0001	337	Private Residences-Personnel Maintenance	33-4352-0996	305
POE-Center for Autism Spectrum Disorder	31-5507-0400	332	Proctor and Gamble Project - Bylund	37-5160-2010002	314
POE-COPH-College of Public Health	31-5401-0100	328	Professional Fees	37-5340-1001001	327
POE-Ctr for Drug Delivery&Nanomedicine	31-2005-0505	296	Program Development - Fey; Paul	37-5301-1004092	326
POE-Curriculum Development Office	31-5101-0143	307	Program Development - Fu; Kai	37-5301-1004026	326
POE-Diagnostic Dental Education	31-0935-0005	288	Program Development - Su; Kaihong	37-5301-1004023	326
POE-Expansion of BSN Enrollments	31-1801-0015	291	Program Servie Expansion	31-8105-8920	338
POE-Graduate Student Stipends	31-1201-0094	290	Project 1: Gendelman	34-5160-2033102	310
POE-Human Genetics	31-5101-0500	307	Project 1: Mononuclear phagocytes immuni	34-5160-2026801	309
POE-Interdiscipl Bio Prep Train Sim	31-1801-0016	291	Project 12-Regulation of Aurora-A Kinase	34-0915-2014507	289
POE-Master of Public Health Program	31-5401-0580	328	Project 14	34-0915-2014307	289
POE-MD/PhD Scholars Prg	31-5101-0570	307	Project 14	34-0915-2014807	289
POE-Patient Focused Applic of Clin & Hit	31-5440-0560	329	Project 1A	34-0915-2014117	288
POE-Pharmaceutical Outcomes	31-2009-0051	296	Project 1B	34-0915-2014127	288
POE-Physician Sci-EM-Adhikari	31-5101-0700	307	Project 2: Ciborowski	34-5160-2033302	310
POE-Physician Scientist Recruitment Prg	31-5101-0520	307	Project 2: Fox	34-5160-2033202	310
POE-RHEN-Health Science Programs	31-5455-1575	329	Project 2: Macrophage-based nanoformulat	34-5160-2026802	309
Polymer Based Gene Delivery	34-2005-2026001	297	Project 2: Novel Adjuvntive Therapies fo	36-5305-2035008	325
Polypeptide Modification for Enhanced Br	34-2005-2028001	297	Project 3: Modulation of blood-brain bar	34-5160-2026803	309
Post Doctoral Education Office	31-1203-0001	290	Project 3a: Modulation of blood-brain ba	34-5160-2026813	310
Post-Graduate Dentistry	33-5652-0776	335	Project 5 - Molecular Biology of Neurose	34-5507-2020606	333
Pre Press	33-4351-0101	305	Project 8 - Molecular Biology of Neurose	34-5507-2020706	333
Predicting Insulin Resistance in America	36-5226-2019004	317	Project 9 - Molecular Biology of Neurose	34-5507-2020906	333
Predicting Insulin Resistance in America	36-5226-2019104	317	Project Everlast	33-5552-0107	334
Pregnancy Risk Assessment Monitoring Pro	36-5311-3007005	325	Project Support	33-3353-0350	302

ALPHABETICAL LISTING OF COST OBJECTS
University of Nebraska Medical Center

Protocol Review and Monitoring System	34-1901-2110020	294	Purchased Utilities	31-3331-0001	302
Protocol Specific Research	34-1901-2110024	294	Purchased Utilities	33-9705-0006	339
Psych - Admin - Greiner	37-5330-9110003	327	Purchasing Department	31-4326-0004	305
Psych Grant Return	31-5330-4000	323	Purchasing Special	33-4363-1033	306
Psychiatry-Salary Return	31-5330-5000	323			
Psychiatric Outstate Clinics	37-5507-3002001	334			
Psychiatry	34-5330-2011001	324	RA Related Autoantibodies in Healthy FDR	36-5241-2012001	318
Psychiatry	36-5330-2101001	325	Radiation Health Center	33-4363-3000	306
Psychiatry	36-5330-2108001	325	Radiation Oncology	36-5340-2020001	325
Psychiatry	36-5330-2110001	325	Radiation Oncology - Instruction	31-5340-0001	323
Psychiatry	36-5330-2112001	325	Radiation Oncology Research	37-5340-2001001	327
Psychiatry	36-5330-2115001	325	Radiation Safety	31-2217-0004	298
Psychiatry	36-5330-2116001	325	Radiation Therapy	33-9710-7060	339
Psychiatry - Admin	31-5330-0002	322	Radiation Therapy Program	37-5340-1002001	327
Psychiatry - APRN H. Wilhem	37-5330-9510012	327	Radiation Waste Disposal	31-2217-0024	298
Psychiatry- Brenda McInay	37-5330-9210012	327	Radio	31-4405-0024	306
Psychiatry Consultation - Calvin Russell	37-5330-9510011	327	Radiology	34-5350-2007001	324
Psychiatry Consultation - Cynthia Bang	37-5330-9510007	327	Radiology	36-5350-2022001	325
Psychiatry Consultation - Matthew Egbert	37-5330-9510008	327	Radiology	36-5350-2025001	325
Psychiatry Instruction	31-5330-0001	322	Radiology	37-5126-1003001	313
Psychiatry-Adult	37-5330-9310001	327	Radiology	37-5350-9510001	327
Psychiatry-Batey	37-5330-9310002	327	Radiology	37-5350-9610001	327
Psychiatry-Child & Adolescent	37-5330-9210001	327	Radiology Grant Return	31-5350-4000	323
Psychiatry-Forsman-Bierman	37-5330-9210002	327	Radiology Instruction	31-5350-0001	323
Psychiatry-Geniatrics-Adlof	37-5330-9410009	327	Radiology Prof Sys Fees- Walker	37-5350-9110001	327
Psychiatry-Geniatrics-Calvin Russell	37-5330-9410010	327	Radiology Prof Sys Fees - Rapp	37-5350-9410001	327
Psychiatry-Robin Zagurski	37-5330-9210007	327	Radiology Salary Return	31-5350-5000	323
Psychiatry-West	37-5330-9210004	327	Randomized Trial High Dose Urso in PSC	36-5229-2092009	317
PT Education - K Jones - Research	33-0411-0146	287	Rapid Autopsy Program	37-5305-2001001	326
Public Health Lab Services	33-5301-3476	328	Record Keeping Funds	37-4209-4001001	304
PULMONARY	34-5237-2014001	316	Recycling	31-4301-0064	304
Pulmonary	37-5220-1006011	319	Redox Biology Center	36-5170-2086003	311
Pulmonary (IM)	34-5237-2007015	316	Reducing Disparities in Type 2 Diabetes	34-1807-3002003	291
Pulmonary (IM)	34-5237-2008001	316	Reducing Hlth Disparities - North Omaha	37-5485-3001002	331
Pulmonology	37-5316-9110001	326	Reducing Hlth Disparities - South Omaha	37-5485-3001003	331

ALPHABETICAL LISTING OF COST OBJECTS
University of Nebraska Medical Center

Refrigeration Shop	33-3351-0916	302	RPB Unrestricted Grant	36-5270-2053005	318
Regenerative Medicine Program	31-5150-0200	308	Rupp Research Fund	37-5232-2002001	320
Regenerative Medicine Program - Turpen	31-5721-0059	336	Rural Assistance Center Coop Agreement	36-5440-1001008	330
Regional Medical Library Liaison Program	36-1603-4001004	290	Rural Health Research Center - Analytic	34-5440-2002006	330
Regional Pathology Services	37-5301-9001001	326	Rural Policy Analysis Cooperative Agreement	36-5440-2006003	330
Renolds Neurooncology Lab	37-5115-1010001	313	Rural Residency	37-5210-1002001	319
Reprod Endocrinol/Infertility PS Fee	37-5263-9210001	320	S		
Research - Sejja	37-5350-9510004	327	Safety	34-1901-2110016	294
Research Development Fund	37-5301-2005001	326	SAHP Online Worldwide	31-0401-0500	286
Research Division	37-5210-9110065	319	SAHP PA & PT Increase Enrollment 2009	31-0401-0075	286
Research Support	37-5101-1044003	312	SAHP-Jack Thurman Recruitment	31-5721-0079	336
Resident Support	37-5360-1011001	327	SAHP-MLT to BSMT DCP	33-0451-0085	287
Restricted funds - Human subject exps	34-1807-2011101	291	School Clinical Perfusion Sci	31-0405-0001	286
RHEL Distance Center	31-3015-0051	301	Scottish Rite Language Program	37-5507-1002005	334
RHEN - Allied Health	31-5455-0501	329	Section Chief Academic Fund	37-5237-3001001	320
RHEN - College of Medicine	31-5455-0701	329	Security	31-3313-0006	301
RHEN - Family Practice	31-5455-1301	329	Security Dispatch	31-3313-0016	301
RHEN - Nursing	31-5455-0901	329	Senior Leadership	34-1901-2110002	293
RHEN - Special Programs	31-5455-1501	329	Sequencer Facility	33-5150-0103	314
Rheumatology	34-5241-2009010	316	Shackelford-Marischal Professorship	37-5127-1005001	314
Rheumatology	34-5241-2010001	316	Shared HW/SW	33-2907-0526	300
Rheumatology	35-5241-2009001	317	Sharing - South Omaha Clinic	33-4363-2916	306
Rheumatology	35-5241-2010001	317	Shireen Rajaram Diversity	31-5450-1103	329
Rheumatology	35-5241-2011001	317	Shop Apprentice Program	33-3351-0876	302
Rheumatology	36-5241-2019001	318	SIS Implementation	31-4219-0040	303
Rheumatology	36-5241-2020001	318	Smith Start up	33-5552-0705	335
Rheumatology	37-5220-1006012	319	Smith-Biomed Research Development	31-5708-0023	336
Rheumatology	37-5241-2004001	320	Smoking and Pancreatic Cancer	34-5140-2028101	309
Rheumatology	37-5241-2008001	320	SNAPS-Admin Core	34-5160-2039110	310
Rheumatology Pro Svcs Fees	37-5241-1002001	320	SNAPS-Development Core	34-5160-2039410	310
Rheumatology Rsch	37-5241-2002001	320	SNAPS-Drug Dev Core	34-5160-2039210	310
Risk&Protective Factors-Rural Meth Dep	31-5703-0067	336	SNAPS-Imaging Core	34-5350-2006010	324
Robotic Devices Space	36-5360-2121001	325	SNAPS-Physiology Core	34-5160-2039310	310
Robotic Telesurgery	35-5360-2008001	324	Social Work	33-9710-7455	340
Romberger Laboratory	37-5237-2016001	320			

ALPHABETICAL LISTING OF COST OBJECTS
University of Nebraska Medical Center

Social Work Community Service	37-5507-3003001	334	Start Up-Joe Vetro	31-2001-0442	296
Soft Tissue Sarcoma Committee	36-5301-2137008	324	Start Up-Yazen Alnouti	31-2001-0452	296
Solid Tumor Tissue Procurement Core Faci	34-1901-2110017	294	State Lab	37-5301-3001001	326
Sorrell - Consultation	37-5330-1003006	327	Statewide Genetic Plan	37-5507-3007003	334
Sorrell Operations/Maintenance	31-2905-0311	300	Statewide Network for Child/Families-Spe	33-5552-0904	335
Sorrell Staff Support	31-2905-0300	300	Statin & Phenylacetate in MPTP Model	34-0915-2009001	288
Sorrell/DRC Maint-Cap	33-2907-0011	300	Steam Generation	31-3331-0006	302
Special Ed Residential Project (SERP)	36-5507-3021030	334	Stem cells: organ rpr \$ regeneration-Ren	31-5237-0001	315
Special Nutritional Formula	36-5321-3001018	325	Sterilization Facility	37-5301-2005039	326
Special Programs	31-4219-0004	303	Steven Sansom Support	31-5721-0037	336
Special Projects	31-4399-0218	305	Still Faculty Fellow in Medicine	37-5101-1060001	312
Special Projects	31-8105-8930	338	Stockless Supplies Owens & Minor	33-4357-0020	305
Special Services	31-4434-0144	306	Stockless Supplies-Office Depot	33-4357-0080	305
Special Suppl Nutr Prog Wic	36-5268-3001017	318	Stokes-Shackleford Professor of Biochem	37-5113-1002001	313
Specialty Care Services Clinic	31-8305-8938	338	Stokes-Shackleford Professor of Microbio	37-5120-1003001	313
SPIROMICS-Steering Committee	36-5237-2196002	318	Strategic Planning	31-4101-0064	303
Sponsored Program Administration	31-0105-0014	286	Strategic Staffing & Compensation	31-4323-0244	304
Sponsored Programs Accounting (SPA)	31-4309-0004	305	Stroke Comparing PFO Closure to Establis	36-5250-2012001	318
Staff Diversity Specialist	31-4323-0094	304	Structural Basis of Multidrug Resistance	34-5301-2038002	323
Staff Hygienist Clinic	31-5605-0346	335	Structural Biology Core Lab	31-3205-0102	301
Staph Biofilm and Disease Core A	34-5301-2054701	323	Student Counseling Center	31-4213-0004	303
Staph Biofilm and Disease Project 1	34-5301-2054301	323	Student Fees AH-Radiography	33-0451-0080	287
Staph Biofilm and Disease Project 2	34-5301-2054401	323	Student Fin Services	31-4215-0034	303
Staph Biofilm and Disease Project 3	34-5301-2054501	323	Student Health	31-4217-0006	303
Staph Biofilm and Disease Project 4	34-5301-2054601	323	Student Health	33-4252-0046	304
Staph Biofilm and Disease-Admin Core C	34-5301-2054201	323	Student Loan Accounting	31-4225-0004	303
Staph Biofilm and Disease-Bio Core B	34-5301-2054101	323	Student Locker Rental	33-4353-0316	305
Start Up	31-1905-0620	292	Student Services	31-1801-0103	291
Start Up	31-1905-0623	292	Student Services - Community Academy	31-4219-0024	303
Start up - Dr. Rene Opavsky	31-1905-0635	292	Student Services 800 Number	31-4207-0054	303
Start up Keith Olsen Dept Chair	31-2001-0412	296	Student Support	37-5360-1010001	327
Start Up-Dr. Cowan	31-1905-0603	292	Sugergy	37-5360-2056001	328
Start up-Dr. Jixin Dong	31-1905-0636	293	Summer Students	37-5301-1006008	326
Start Up-Dr. M. Brattain	31-1905-0628	292	Summit Plaza-Family Medicine	31-8105-8801	337
Start Up-Dr. Solheim	31-1905-0604	292	Summit Plaza-Internal Medicine	31-8105-8802	337

ALPHABETICAL LISTING OF COST OBJECTS
University of Nebraska Medical Center

Superoxide vs Hydrogen Peroxide in Redox	36-5170-2095002	311	Therapeutics Development Center Award	36-5316-2039002	325
Supplemental Video Support	31-2911-0200	300	Thorac & Card Sur Pro Fee	37-5360-9210001	328
Surgery	35-5360-2007001	324	Thymolobulin Induction Therapy for Renal	36-5360-2075001	325
Surgery	36-5360-2112001	325	Tissue Science Facility	33-5301-5006	328
Surgery	37-5360-2050001	327	Title III Outpatient Early Intervention	34-5232-3003011	316
Surgery	37-5360-2054001	328	Tobacco Free Nebraska	36-5485-3001006	331
Surgery	37-5360-3004001	328	Todd Stull	37-5330-9510003	327
Surgery	37-5360-4001001	328	Toxicology	31-5480-0001	329
Surgery Instruction	31-5360-0001	323	Training in Primary Care and Dentistry	34-0915-1001003	288
Surgery Prof Svs Fees	37-5360-9110001	328	Transgenic Mouse Facility - Salbaum	31-3205-0332	301
Surgery-Extended Grant Return	31-5360-7000	323	Transplant	37-5360-9910001	328
Surgery-General Surgery	34-5360-2051001	324	Transportation	33-4360-0006	306
Surgery-General Surgery	36-5360-2120001	325	Transportation-Cashiering-Bus Tickets	33-4360-0036	306
Surgery-General Surgery	36-5360-2123001	326	Transportation-Equipment	33-4360-0026	306
Surgery-General Surgery	36-5360-2126001	326	Treatment of Diabetic Periodontal Diseases	36-2005-2089002	297
Surgery-Transplant	34-5360-2057001	324	Trial of Web Initiatives in Surgical Edu	36-5360-1005002	325
Surgery-Transplant	36-5360-2124001	326	TRP Channels in Statin Reversal of Nephro	34-5170-2045001	310
Surgery-Transplant	36-5360-2125001	326	Tyrosine Kinases in Renal Vasoconstricto	34-5170-2043001	310
Surgical Specialties	31-0925-0001	288			
Sympatho-Excitation in Chronic Heart Fai	36-5170-2078001	311			
Symptom Profiles in English and Spanish-	36-1813-2007002	292			
Synthesis of Bis-Imidazolino-Phthalamide	36-2005-2090002	297			
T					
Tag - McDonald	31-3205-0432	301	UMA Administration	31-8305-4005	338
Tahirovs X-Ray Crystallography Equipmen	31-5712-0031	336	UMA Audiology	31-8305-8974	338
Technology Development	33-9696-0357	339	UMA Baker Place	31-8105-8909	338
Telecom Line Rate Rev/Exp	33-2909-0006	300	UMA Brentwood Villag	31-8105-8908	338
Telecom Technicians	33-2909-0106	300	UMA Cardiology Thoracic Clinic	31-8305-8977	339
Telehealth Network for Children w/ speci	33-5552-0907	335	UMA Eagle Run	31-8105-8907	338
Telehealth Network for Children with Spe	36-5507-3058006	334	UMA ENT Clinic	31-8305-8972	338
Temp Tobacco-Haorah	37-5305-2008013	326	UMA Family Medicine Clinic	31-8105-8901	337
The Nebraska Geriatric Education Center	34-5228-1003003	316	UMA General Pediatrics	31-8105-8902	337
The Role of Apathy in Glycemic Control	35-5224-2001002	316	UMA Internal Medicine	31-8305-8976	339
Theapeutics for Osteolytic	36-5301-2228001	324	UMA Neuro Sciences Clinic	31-8305-8958	338

ALPHABETICAL LISTING OF COST OBJECTS
University of Nebraska Medical Center

UMA OB/GYN MFM	31-8305-8961	338	UNMC Eppley CCSG ARRA Funded Supp 1	34-1901-2201002	294
UMA OB/GYN Urogyn	31-8305-8968	338	UNMC Eppley CCSG ARRA Funded Supp 2	34-1901-2201003	294
UMA Oral/Facial Prosthetics	31-8305-8973	338	UNMC Health Informatics	37-1801-2001001	292
UMA Oral/Maxillofacial Surgery Clinic	31-8305-8971	338	UNMC Image Campaign	31-4405-0084	306
UMA Orthopedics Clinic	31-8305-8975	339	UNMC Safety	31-4327-0045	305
UMA Pediatrics Specialty Clinic	31-8305-8960	338	UNMC Today	31-4405-0014	306
UMA Plattsmouth Clinic	31-8105-8911	338	UNMC Wide Computing	31-4332-0014	305
UMA Psychiatry Clinic	31-8305-8980	339	UNMCC Physicians PCC Geriatric Clinic	31-8105-8913	338
UMA Spec OB/GYN	31-8305-8963	338	Upholstery Shop	33-4361-0006	306
UMA Specialty ENT Allergy	31-8305-8982	339	Up-Regulation of K+ Channels in the Remo	34-5170-2044005	310
UMA Specialty Eye	31-8305-8970	338	Urban PIPPAH : Improving Adolescent Heal	34-5311-1009004	324
UMA Summit Plaza Clinic	31-8105-8904	338	Urban PPMCH: Parent Grant	34-5311-3003005	324
UMA Surgery&Urology Clinic	31-8305-8967	338	Urology Pro Scs Fees	37-5360-9610001	328
UMA Turner Park Clinic	31-8105-8905	338	U-Wide System Support	31-4338-0024	305
UMA West ENT	31-8305-8954	338			
UMA West Eye Specialty	31-8305-8953	338			
UMA West Family Med	31-8105-8903	337	V		
UMA West Internal Medicine	31-8305-8957	338	Varner Endowed Professorship	37-5121-1003001	313
UMA West OB/GYN	31-8305-8955	338	Vascular Risk after Kid Trans	34-5226-2002001	316
UMA West Pain Medicine	31-8305-8978	339	Vascular Risk After Kidney Transplantati	34-5226-2004001	316
Unbudgeted O/H Income	31-2215-0014	298	Vice Chancellor Bus / Fin	31-4301-0014	304
Undergrad Clinics	31-5605-0106	335	Vice Chancellor for Academic Affairs	31-0105-0046	286
Undergrad Endo Clinic	31-5605-0097	335	Vice Chancellor for External Affairs	31-4101-0024	303
Undergraduate Division	37-5210-9110075	319	Vice Chancellor Research	31-1209-0001	290
Undergraduate Nursing	31-1801-0101	291	Vice Chancellor-Acad Affairs-Start up Pk	31-0105-0048	286
UneCard Installation	33-4313-1527	305	Vice Chancellor-Academic Services	31-0105-0044	286
Unexpended - Cohen; Samuel	37-5301-1004008	326	Vice Chancellor-Faculty Governance	31-4103-0024	303
Unexpended - Iwen; Peter	37-5301-1004015	326	Vickery Chair-Pathology	37-5120-1004001	313
University Bookstore	33-4353-0006	305	Vickery Professorship	37-5120-1005001	313
University of Wyoming Tuition Support	33-0963-1530	289	Video Production	33-2911-0406	300
University Opportunities Grants	31-2313-0003	299	Video Services Support Services	33-2911-0316	300
University Tuition Assistance Grants	31-2313-0001	299	Village Pointe INT General Medicine	31-8305-8838	338
UNMC and NMC Parking Operations	33-4355-0806	305	Village Pointe Med Spa - Clinic	31-8305-8956	338
UNMC AV/Classroom Support	33-2911-0046	300	VISA Processing Fees	33-2405-0010	299
UNMC Connect	31-4405-0074	306			

W

ALPHABETICAL LISTING OF COST OBJECTS
University of Nebraska Medical Center

Waldbaum Professorship	37-5114-1001001	313
Watanabe Fund for HIV/AIDS Research & Ca	37-5232-2003001	320
Westside Social Skills Training Program	33-5552-0110	334
Wheelchair & Seating Eval	37-5507-3005003	334
Wide Area Network	33-2907-0106	300
Wing Chan Support	31-5721-0063	336
WorkerS Comp Claims & Insurance	31-4437-0014	306
Workstation Support	33-2907-3416	300
Wrenshall Rsch	37-5360-2027001	327
X		
X Account-Dr Vinod Labhasetwar	33-2001-0011	298
X Acct-ProNutrient Reseach Account	33-2001-0007	298
XLP Project	37-5301-2005108	326
Z		
Zemunski Endowment Earnings	37-5270-3003001	320
Zhixin Zhang Recruitment	36-7117-2015001	337
Zucker Grant Return	31-5170-4060	308

ALPHABETICAL LISTING OF COST OBJECTS
University of Nebraska at Omaha

Budget Adjustment-Institutional Admin	44-9990-0600	362	Cashiering/Student Accounts	41-4307-0100	358
Budget Adjustment-Institutional Admin	46-9990-0600	362	Cashiering/Student Accts Enroll Svcs Fee	42-4307-0300	359
Budget Adjustment-Instruction	44-9990-0100	361	Catalog	41-4230-0400	357
Budget Adjustment-Instruction	45-9990-0100	362	CBA - Technology Fee	42-0602-0100	346
Budget Adjustment-Instruction	46-9990-0100	362	CBA GA Internships	42-0606-0700	346
Budget Adjustment-IS & T	41-0899-0100	349	CBA PKITDC Activities	42-0602-0800	346
Budget Adjustment-Physical Plant	44-9990-0700	362	Center for Afghanistan Studies	41-2402-0100	353
Budget Adjustment-Physical Plant	46-9990-0700	362	Center for Faculty Development	41-2210-0200	352
Budget Adjustment-Public Service	44-9990-0300	362	Center for Public Affairs Rsch	41-0305-0100	343
Budget Adjustment-Public Service	45-9990-0300	362	Ceramic Program Revolving	42-0705-0100	348
Budget Adjustment-Public Service	46-9990-0300	362	CFAM - Technology Fee	42-0702-0100	348
Budget Adjustment-Research	44-9990-0200	361	CFAM Distance Education	41-0702-1400	347
Budget Adjustment-Research	45-9990-0200	362	CFAM General	41-0702-0100	347
Budget Adjustment-Research	46-9990-0200	362	Chairs	41-2201-0600	352
Budget Adjustments - Negative Budget	41-2299-0100	352	Chancellor	41-4101-0100	356
Budget Adjustment-Scholarship	44-9990-0800	362	Chancellor Program Support	41-2201-2000	352
Budget Adjustment-Scholarship	45-9990-0800	362	Chemistry	41-0507-0100	344
Budget Adjustment-Scholarship	46-9990-0800	362	Chemistry Lab Fee	42-0507-0100	345
Budget Adjustment-Student Service	44-9990-0500	362	Child Care Center	43-4250-0800	358
Budget Adjustment-Student Service	46-9990-0500	362	City of CB: Neighborhood Center	46-0301-0031100	344
Building Repairs & Maintenance	41-3305-0100	355	Collective Bargaining Expense	41-0101-0300	342
Business & Finance - Indirect Cost	41-4301-0300	359	College of IS&T Maintenance	41-0802-0200	349
Business & Finance - Travel/Equipment	41-4301-0200	358	Commencement	41-4202-0100	357
Business Administration - General	41-0602-0100	346	Communication	41-0720-0100	347
Business Administration - Travel	41-0602-0200	346	Communication - Speech Center	41-0720-0400	347
Business Administration Lab Fee	42-0602-0900	346	Communication/Photo Lab	42-0720-0200	348
Business Distance Education	41-0602-1400	346	Community Practice Coordinator Stipend	47-2210-2001201	353
Business Internships	42-0802-0200	349	Commutation Uniform	43-0150-0100	342
Business Office	43-7701-1100	360	Composition Computer Fee	42-0508-0400	345
			Computer Science	41-0806-0100	349
			Computer-Based Testing Program	42-4206-0200	357
Campus Tour/Visit Program	42-4208-0500	357	Concessions	43-7701-1300	360
Candidate Expense	41-0102-0100	342	Continuing Education - Degree Prgm/BGS	41-2602-0300	354
Career Center	41-4236-0100	357	Continuing Education - Non Credit	42-2607-0100	354
Career Fair	42-4236-0100	357	Continuing Studies Distance Education	41-2601-1400	354

C

ALPHABETICAL LISTING OF COST OBJECTS
University of Nebraska at Omaha

Counseling	41-1009-0100	350	DOS: UIELSP Administration	45-2402-1017202	354
Counseling Appraisals Fee	42-1009-0200	350	Dual Enrollment Program	42-2201-0500	353
Counseling Service	41-4207-0100	357	Durango Days	42-4208-0400	357
CPACS - Dean	41-0301-0100	343			
CPACS - General	41-0302-0100	343			
CPACS - Technology Fee	42-0302-0100	343	E Ed Tech Center Fines	43-1050-0100	351
CPACS - Travel	41-0302-0300	343	ED: C P Infant Postural Control	44-1010-1003201	351
CPACS Distance Education	41-0302-1400	343	ED: Project Achieve Yr-4	44-4101-1001204	356
CPB: CSG General	46-0731-0041201	348	ED: Student Grant Aid Yr-5	44-4101-1001205	356
CPB: General 9/07	46-0731-0031201	348	Education - Technology Fee	42-1002-0100	350
Criminal Justice	41-0306-0100	343	Education Distance Education	41-1002-1400	350
Criminal Justice London Trip	42-0306-9015	343	Education General	41-1002-0100	350
Criss Library General	41-1601-0100	351	Education General - Faculty Travel	41-1002-0200	350
Cultural Awareness Programming	41-4207-0500	357	Education General - Supervision Travel	41-1002-0300	350
Cultural Enrichment Fee	42-0702-0500	348	Educational Admin & Supervision	41-1006-0100	350
Custodial	41-3306-0100	355	Employee Assistance Program	41-4415-0100	359
			English	41-0508-0100	344
D			English - Writing Center	41-0508-0300	345
DCS - Distance Education Fee	42-2601-0400	354	English Dual Enrollment Program	42-0508-0500	345
Dean Arts & Sciences	41-0501-0100	344	English Reading Lab Fee	42-0508-0100	345
Dean CFAM	41-0701-0100	347	Enrollment Services Revolving	42-4208-0100	357
Dean College of Business Administration	41-0601-0100	346	Environmental Health & Safety	41-4311-0100	358
Dean College of Education	41-1001-0100	350	Environmental Studies Program	41-0505-0300	344
Dean Graduate College	41-1201-0100	351	EPA: P2RIC	45-0606-1051100	347
Distance Education (API)	41-2901-0300	354	EPA: P2RIC Goes Lean	45-0606-1045100	346
Distance Education Fee (API)	42-2901-0200	355	EPA: Pollution Prevention Center	45-0606-1044100	346
Division of Continuing Studies	41-2601-0100	354	EPA: PSRx Coordination	45-0606-1043100	346
DOD: BattleSpace Action Centers	45-0602-1001100	346	Equipment Room	43-7701-1000	360
DOD: High Assurance Software	45-0802-1007100	349	Executive MBA Program	42-0605-0100	346
DOD: Information Security 3/08	45-0802-1004100	349			
DOD: PTAC	45-0606-1052201	347	F		
DOD: PTAC	45-0606-1052202	347	Facilities Fee	43-4201-0400	358
DOJ-COPS: Meth Recovery	45-0306-1024100	343	Facilities Planning and Architectural Svc	41-3311-0100	355
Dome Operations	43-4255-8100	358	Faculty Senate	41-0104-0100	342
DOS: ASAP II Administrative	45-2402-1013202	354	Fieldhouse Utilization	43-4451-0100	359

ALPHABETICAL LISTING OF COST OBJECTS
University of Nebraska at Omaha

Film Test Pass Fee	42-0707-0300	348	Honors Convocation	41-4202-0200	357
Finance	41-4305-0100	358	Honors Program	41-2209-0100	352
Financial Aid	41-4233-0100	357	Housing - Administration	43-7501-0100	360
Financial Aid Enrollment Svcs Fee	42-4233-0400	357	Housing Allowance	41-4101-0500	356
Fine Arts Press	41-0705-0200	347	HPER - Moving Company	41-1010-0200	350
First Aid Lab Fee	42-1010-0500	350	HPER Fitness Center	42-1010-0600	350
Food Service	43-4252-0100	358	HPER Recreation Program	43-4255-0100	358
Ford Conservation Center	42-0705-2500	348	Human Resources	41-4320-0100	358
Ford Fd: Migrant Organizations	46-0502-0003100	345			
Foreign Language Lab Fee	42-0510-0100	345			
Foreign Languages	41-0510-0100	345	Incentive Allocation	41-2201-2300	352
Forensics	41-0720-0300	347	Incident Command Emergency Planning	42-4201-1000	357
Foundation Course Lab Fees	42-0705-1200	348	Independent Study & Thesis Lab Fees	42-0705-1500	348
FWS Job Location & Development 6/10	44-4236-1100100	358	Indirect Cost	41-2201-1200	353
			Indirect Cost	41-4101-0400	356
			Indirect Cost	41-4201-0400	358
G			Information Science & Technology Dean	41-0801-0100	349
Gateway	43-9810-0200	361	Information Science & Technology General	41-0802-0100	349
General Education	41-2201-0500	352	Institutional Research and Planning	41-0107-0100	342
Geography	41-0511-0100	345	Instructional Equipment	41-2201-0400	352
Geography Lab/Field Trip	42-0511-0300	345	Instructional Material Center	41-1002-0400	350
Geology Field Travel	41-0511-0300	345	Intensive Language Program (ILUNO)	42-2405-0100	354
Geology Lab/Field Trip	42-0511-0200	345	Intercollegiate Athletics	41-7701-0100	360
Gerontology	41-0309-0100	343	International Admissions	41-2402-0300	353
Graduate Education Improvement	41-1206-0100	351	International Advising	41-2402-0200	353
Graduate Student Services Revolving	42-1202-0500	351	International Professional Development	42-2406-0100	354
Grants Accounting	41-4309-0100	358	International Student Fee	42-2402-0150	354
Grounds - North	41-3307-0100	355	International Studies and Programs	41-2401-0100	353
Grounds - South	41-3307-0150	355	Intl Academy for Adv Decision Support	41-0802-0400	349
			IS&P - Technology Fee	42-2402-0100	354
H			IS&P Study Abroad	42-2402-0200	354
Health Physical Educ and Recreation	41-1010-0100	350	IS&T - Technology Fee	42-0802-0100	349
Health Promotion	41-4255-0100	357	IS&T Distance Education	41-0802-1400	349
Health Service	43-4256-0100	358	Isaacson Chair	47-0101-2014100	342
History	41-0512-0100	345	ISQA	41-0807-0100	349
Honors Awards & Recognition	41-4101-0300	356			

ALPHABETICAL LISTING OF COST OBJECTS
University of Nebraska at Omaha

ITS Technology Fee	42-2201-0100	353	Masters of Public Health	41-0308-0300	343
IWF: LEGENDS	46-0310-0010100	344	Masters Swim Program	43-4255-1500	358
IWF: Neighborhood Center - CB	46-0301-0032100	344	Mathematics	41-0514-0100	345
J			Mathematics Lab Fee	42-0514-0100	345
Jeffers Chr Of English	47-0101-2002100	342	MavCard Services	43-4411-0100	359
Juvenile Justice Institute	41-0306-0300	343	Maverick Productions	43-9810-0500	361
K			Maverick Village	43-7510-0100	360
Kayser Chair	47-0101-2003100	342	Maverick Village - Adm Fee Student Affrs	43-4201-1100	358
Kiewit Center	41-2607-0100	354	Maverick Village Adm Fee	43-4451-0750	360
Kiewit Chair	47-0101-2004100	342	Media Services	41-2904-0100	355
KVNO Personnel	47-0731-2001220	349	Memberships	41-0105-0100	342
KVNO Programming/Production	47-0731-2001202	349	Mens Athletics - Baseball	43-7705-0200	360
L			Mens Athletics - Basketball	43-7705-0100	360
Labor Studies Institute	41-0305-0300	343	Mens Athletics - Clinics Basketball	43-7705-2100	361
Library - Technology Fee	42-1601-0600	352	Mens Athletics - Clinics FB Coaches	43-7705-2300	361
Library Binding	41-1604-0100	351	Mens Athletics - Clinics Football	43-7705-2310	361
Library Books & Serials	41-1602-0100	351	Mens Athletics - Football	43-7705-0300	360
Library Community Users	42-1601-0300	352	Mens Athletics - GIA	43-7705-1500	361
Library Copy & Print Services	42-1601-0800	352	Mens Athletics - Hockey	43-7705-0500	361
Library Dual Enrollment	42-1601-0900	352	Mens Athletics - Hockey Administration	43-7705-0600	361
Library Fee	42-1601-0700	352	Mens Athletics - Tennis	43-7705-0900	361
Library Fines and Lost Books	42-1601-0200	352	Mens Athletics - Wrestling	43-7705-0400	361
Life Drawing I & II Lab Fees	42-0705-1400	348	Mentoring/Induction Program	42-1008-0400	350
Low Income Support-Goodrich	41-0311-0100	343	Metro Omaha Ed Consortium	42-1002-0400	350
M			Milo Ball Chair Of Physics	47-0516-2001100	346
MACCH: Administration	46-0301-0039100	344	Minority/Gender Equity Recruitment Fund	41-4101-0700	356
MA-Hockey PreSeason	43-7705-0700	361	Miscellaneous	43-9825-0400	361
Mail Service	41-4312-0100	358	Miscellaneous General Expense	41-4330-0100	359
Management Lab Fee	42-0610-0400	346	Multi Media Tech Svcs - Technology Fee	42-2904-0100	355
Marketing	43-7701-0400	360	Multicultural Student Support Services	41-4207-0200	357
Marketing Planned Development	43-7701-0405	360	Multi-Model Education	41-2201-1400	352
			Municipal Clerks Training	42-0308-0100	343
			Music	41-0706-0100	347
			Music Activities	42-0706-0700	348
			Music Other Lab Fees	42-0706-0200	348

ALPHABETICAL LISTING OF COST OBJECTS
University of Nebraska at Omaha

Public Admin - Distance Education Fee	42-0308-0800	343	Sociology	41-0519-0100	345
Public Administration	41-0308-0100	343	Special Education Clinic	42-1013-0200	350
Publication Design and Graphics Fee	42-0720-0500	348	Special Education Communicational Disorders	41-1013-0100	350
Purchasing	41-4310-0100	358	Special Events	41-4405-0200	359
R			Special Faculty Development	41-2201-0800	352
Radio	41-0731-0100	348	Special Projects	41-4405-0100	359
Radio Lab Fee	42-0720-0300	348	Spirit Teams	43-7701-1400	360
Radio Revolving	42-0731-0100	348	Sponsored Projects and Research	41-1205-0100	351
Radiological H & S	41-0502-0600	344	Strategic Planning	41-4101-0800	356
Records & Registration	41-4231-0100	357	Strategic Planning Initiatives	41-2201-2100	352
Records & Registration Revolving	42-4231-0100	357	Strauss Utilization	43-4451-0200	360
Recruitment Services	41-4208-0100	357	Strength And Conditioning	43-7701-0900	360
Recruitment Services	42-4208-0200	357	Student Affairs Programming	42-4201-0300	357
Recruitment/Retention	41-4230-0300	357	Student Affrs - Technology Fee	42-4201-0100	357
Religion	41-0515-1000	345	Student Agency Accounting	42-4306-0100	359
Resource Sharing	42-1601-0400	352	Student Center	43-4250-0100	358
			Student Center Administration	43-4250-0200	358
S			Student Government	43-9810-0700	361
SBA: Energy Audit & Efficiency	45-0606-1055100	347	Student Organizations and Leadership Pro	42-4250-0100	357
SBA: Sustainability Initiative 12/09	45-0606-1048100	347	Student Promotional	41-4201-0300	357
SBA: Veteran Assistance	45-0606-1054100	347	Study Abroad	41-2402-0400	353
SBDC: Off-Campus	45-0606-1046202	346	Summer Camps	42-0516-0600	345
SBDC: Off-Campus	45-0606-1053202	347	Summer Instruction	41-2101-0100	352
SBDC: On-Campus	45-0606-1046201	346	Summer Scholars	41-4207-0400	357
SBDC: On-Campus	45-0606-1053201	347	Supervision of Student Teachers	41-1002-0500	350
School of Interdisciplinary Informatics	41-0811-0100	349	Svcs to Students with Disabilities	41-4206-0200	357
Science Store	42-0516-0500	345			
Science/Math Center	41-0502-1100	344	T		
Scuba Equipment Fee	42-1010-0300	350	Teacher Education	41-1008-0100	350
Sculpture Lab Fees	42-0705-0200	348	Teacher Placement	41-4205-0100	357
Security and Traffic	41-3312-0100	355	Teacher Placement Career Fair	42-4205-0100	357
Service Learning Academy & Amer Humanities	41-2210-0400	352	Technical Communication Lab Fee	42-0720-0850	348
SF: Omaha Table Talk	46-0301-0038100	344	Technology Maintenance	41-2904-0200	355
Social Work	41-0310-0100	343	Technology Maintenance (MTS)	43-2904-0200	355
			Technology Support	42-4201-0600	357

ALPHABETICAL LISTING OF COST OBJECTS
University of Nebraska at Omaha

Tele/Radio Communications	43-2905-0100	355	UNF:Chancellors Math & Science Awards	47-0502-2003100	346
Telecommunications	41-0809-0100	349	UNF:Community Practice Teaching Fund	47-2210-2001100	353
Television	41-0730-0100	348	UNF:David Scott Professorship-Cpacs	47-0101-2010100	342
Television Lab Fee	42-0720-0400	348	UNF:Dist Alumni Prof Of Accounting	47-0602-2005100	347
Television Revolving	42-0730-0200	348	UNF:Durham Distinguished Professors Fund	47-0101-2021100	342
Testing	42-4206-0100	357	UNF:Edwin Clark Prof-Fine Arts	47-0101-2009100	342
Testing Center	41-4206-0300	357	UNF:Executive Salary Equity Initiative	47-4101-2015100	356
Theatre	41-0707-0100	347	UNF:Hollie Bethel Professor of Education	47-0101-2019100	342
Theatre - Production	41-0707-0200	347	UNF:J Becker Cba Deanship	47-4101-2006100	356
Theatre - Revolving	42-0707-0200	348	UNF:James Earl Professorship Of Math	47-0101-2013100	342
Theatre Fee	42-0707-0250	348	UNF:James R. Schumacher Trust Fund	47-0101-2033100	342
Thesis Binding	42-1601-0500	352	UNF:James Thorson Fclty & Stdnt Excell	47-0309-2002100	344
Thompson Scholars Learning Community	47-0101-2031100	342	UNF:Jewish Federation of Omaha Professor	47-0101-2028100	342
Ticket Office	43-7701-0450	360	UNF:John Lucas Professorship-Bus Admin	47-0101-2007100	342
Training and Development	41-4320-0200	359	UNF:John Morgan Fund	47-0502-2008100	346
Training Room	43-7701-0800	360	UNF:Lee & Willa Seemann Dist Dean Is&T	47-0802-2004100	350
TV Production General	42-0730-0900	348	UNF:Lois G Roskens Prof Education	47-1002-2001100	351
			UNF:Margaret Killian Diamond Prof-Educ	47-0101-2023100	342
			UNF:Marguerite Scribante Professorship	47-0101-2029100	342
			UNF:Martin Prof of History	47-0512-2002204	346
Undergraduate Admissions	41-4232-0100	357	UNF:Martin Prof of West American History	47-0512-2002203	346
Undergraduate Admissions Revolving	42-4232-0100	357	UNF:Mutual Of Omaha Dist Chair Ist&E	47-0802-2005100	350
Unemployment Compensation	41-2290-0100	352	UNF:IN&H Schwalb Center for Israel&Jewish	47-0501-2001100	346
Unemployment Compensation	41-2290-0300	352	UNF:Noddle Distnd Prof Management	47-0602-2003100	347
Unemployment Compensation	41-3390-0100	355	UNF:Paul Kennedy Prof-Education	47-0101-2008100	342
Unemployment Compensation	41-4290-0100	357	UNF:Program for Women & Successful Aging	47-0309-2005100	344
Unemployment Compensation	41-4390-0200	359	UNF:Ralph Wardle Prof-Arts & Sciences	47-0101-2006100	342
Unemployment Compensation	41-4490-0100	359	UNF:Regents Professorships	47-0101-2001100	342
UNF: Cloud Prof of Investment Sciences	47-0602-2011100	347	UNF:Robert Ackerman Fellow of Community	47-0101-2030100	342
UNF: IST&E Computer Technician Salary &	47-0802-2003210	350	UNF:Robert Reilly Prof-Communications	47-0101-2015100	342
UNF: Nba Professor Of Banking	47-0101-2017100	342	UNF:Segregated PKI ITS Salary Support	47-0802-2003225	350
UNF: Reynolds Professorship	47-0101-2020100	342	UNF:Spencer Accounting Professorship	47-0602-2007100	347
UNF: Spire Chair of Music	47-0101-2022100	342	UNF:Terry Haney Chair of Gerontology	47-0101-2026100	342
UNF:Aviation Institute Professorship	47-0307-2002100	344	UNF:Union Pacific Prof Of Acctg	47-0602-2006100	347
UNF:Baright Professor of Real Estate	47-0101-2025100	342	UNF:UNO Academy of Collaboration Science	47-0602-2025100	347
UNF:CBA Distinguished Professorship	47-0602-2004100	347			

ALPHABETICAL LISTING OF COST OBJECTS
University of Nebraska at Omaha

UNF:UNO Cell Structure Project	47-0514-2005100	346	Womens Athletics - Clinics Swim	43-7710-2600	361
UNF:UNO Ist&E Seg-Salary Supp	47-0802-2003203	350	Womens Athletics - Clinics Volleyball	43-7710-2200	361
UNF:UNO/OPS Service Learning Salary	47-2210-2002201	353	Womens Athletics - Cross Country/Track	43-7710-0300	361
UNF:Varner Professorship	47-0101-2016100	342	Womens Athletics - GIA	43-7710-1500	361
UNF:William Hockett Professorship-Acctg	47-0101-2012100	342	Womens Athletics - Golf	43-7710-0800	361
UNF:Wy & Gt Lindley Fund	47-0602-2002100	347	Womens Athletics - Soccer	43-7710-0600	361
Unified Way: Financial Stability	46-0301-0023100	344	Womens Athletics - Softball	43-7710-0200	361
Univ Comm on Research & Creative Act	41-2211-0100	352	Womens Athletics - Swimming	43-7710-0500	361
University Bookstore	43-4251-0100	358	Womens Athletics - Tennis	43-7710-0700	361
University Communications	41-4410-0100	359	Womens Athletics - Volleyball	43-7710-0400	361
University Village	43-7515-0100	360	Workers Compensation	41-2290-0200	352
UNL: SPIRIT 11/08	46-1008-1039100	351	Workers Compensation	41-2290-0400	352
UNMC: Elucidation of Microbial	46-0806-1036100	349	Workers Compensation	41-3390-0200	355
UNMC: INBRE(Bio) (Pending)	46-0806-1047100	349	Workers Compensation	41-4290-0200	357
UNMC: STAT Pack Support	46-0807-1019100	349	Workers Compensation	41-4390-0100	359
UNMC:INBRE Functional Genomics(BIO)	46-0806-1038100	349	Writers Workshop	41-0708-0100	347
UNO/UNMC Biomedical Research Program	41-0505-0600	344	Writers Workshop - Student Activities	41-0708-0200	347
UPFF Fund B Band	42-0706-0400	348	Writing Lab (Broadcasting) Fee	42-0720-0700	348
Urban Policy Research	41-0305-0200	343	Writing Lab (Journalism) Fee	42-0720-0800	348
Utilities	41-3309-0100	355	Writing Lab Fees	42-0708-0100	348
V					
V/C - Academic & Student Affairs	41-0101-0100	342			
V/C Academic & Support Staff	41-4201-0200	356			
Vending	43-4252-0400	358			
Veterans Affairs	43-4233-0100	358			
Vice Chancellor for Business & Finance	41-4301-0100	358			
W					
W/S & SEOG 25%	42-4233-0100	357			
W/S & SEOG 75%	42-4309-0100	359			
Women & Gender Studies	41-0502-0900	344			
Womens Athletics - Basketball	43-7710-0100	361			
Womens Athletics - Clinics Basketball	43-7710-2000	361			
Womens Athletics - Clinics Soccer	43-7710-2500	361			

ALPHABETICAL LISTING OF COST OBJECTS
University of Nebraska at Kearney

CHC-Counseling Center	53-4251-0102	373	Dean College of Education	51-1001-0100	366
CHC-Peer Health Education	53-4251-0103	373	Dean College of Fine Arts/Humanities	51-0701-0100	365
CHC-Student Health Services	53-4251-0101	373	Dean College of Natural & Social Science	51-0501-0100	363
CHC-Womens Center	53-4251-0104	373	Dean Graduate Studies/Research	51-1201-0100	367
Chemistry	51-0511-0100	364	Dean of Students	51-4202-0500	372
Child Care Center	51-4313-0300	374	Diversity Training	51-4313-0500	374
COE - KASE office	51-1002-0200	366	Dual Career Program	51-4470-0200	375
COE IT Equipment	51-1012-0100	366			
College of Business/Technology Unallocated	51-0699-0200	365	e		
College of Education Unallocated	51-1099-0200	366	eCampus - Academic Year	51-2610-0100	370
College of Fine Arts/Hum Unallocated	51-0799-0200	366	eCampus Distance Fee	52-2610-0200	370
College of Nat/Soc Sci Unallocated	51-0599-0200	364	eCampus Office	51-2601-0100	370
Commencement	51-4217-0100	372	Economics	51-0612-0100	365
Communication Disorders	51-1010-0100	366	Education	51-1012-0300	366
Communications	51-0712-0100	365	Education - Marketing/Recruitment	51-1012-0200	366
Communications/FAH Priority Pgm Enhance	51-0712-0500	365	Education General	51-1002-0100	366
Computer Sales	53-2950-0100	371	Educational Administration	51-1013-0200	366
Computer Science	51-0512-0100	364	Elderhostel	52-2602-0300	370
Computer Technology Fee	52-2910-0300	370	Electrical Maintenance	51-3311-0200	371
Contingency Maintenance	53-4202-0200	373	Emergency Operations/Training	51-4302-0300	373
Copy Services Revolving	52-4436-0400	375	English	51-0711-0100	365
Counseling & School Psychology	51-1011-0100	366	Equipment Room	53-7702-0200	376
Counseling Services	51-4213-0100	372	Ethnic Studies	51-2210-1700	368
Couns-Sch Psych Diversity Funds	51-1011-7520	366			
Creating Opport for Respect & Equity Pgm	51-4470-0400	375	F		
Credit Card Fees	51-4311-0200	374	FAC Maintenance - Plumbing	51-3311-0100	371
Criminal Justice	51-0513-0100	364	Facilities	51-3301-0100	371
CRRD Priority Program	51-2233-0200	368	Facilities - Central Stores	51-3310-0100	371
Ctr for Rural Research & Development	51-2233-0100	368	Facilities Contract Maintenance	51-3301-0400	371
Custodial Services	51-3312-0100	371	Facilities Planning/Construction	51-3301-0200	371
Custodial Services	53-4250-0400	373	Facilities Small Projects	51-3301-0300	371
			Faculty Senate	51-2210-0400	368
			FAH Priority Program Enhancements	51-0702-0100	365
D			Family Studies & Interior Design	51-0613-0100	365
DAS Actcing Charges	51-4311-0400	374	Finance Office	51-4311-0100	374
Dean College of Business/Technology	51-0601-0100	364			

ALPHABETICAL LISTING OF COST OBJECTS
University of Nebraska at Kearney

Financial Management Systems	51-4302-0100	373	History	51-0516-0100	364
Fine Arts/Humanities General	51-0702-0200	365	Honors Program	51-2210-0600	368
First Year Experience	51-2210-1500	368	HPER & LS Priority Program	51-1015-0200	366
Food Services-Facilities	53-4252-0100	373	HPERLS Diversity Funds	51-1015-0600	366
Football	53-7712-0100	376	Human Resources	51-4313-0100	374
Forensics Trips	51-0712-0300	365			
Foun - Athletic Development	57-7702-0001001	376	ID Card Office	53-4311-1500	374
Foun - Baseball	57-7712-0003001	376	Improvement of Instruction	51-2210-0200	368
Foun - Chancellor	57-4102-0001001	372	Individual Project Research	51-1210-9001	367
Foun - Frank House	57-2811-0001001	370	Industrial Technology	51-0614-0100	365
Foun - History	57-0516-0002001	364	Industrial Technology Priority Program	51-0614-0300	365
Foun - Mens BB	57-7712-0001001	376	Instit Gen Trust	57-4302-0001001	374
Foun - Philosophy	57-0715-0001001	366	Institutional Development	51-4420-0800	375
Foun-Becker Reim	57-0602-0002001	365	Institutional General Revolving	52-4420-0200	375
Foundation - New West	57-7702-0003001	376	Institutional Research	51-2210-0700	368
Foun-Tennis	57-7702-0006001	376	Insurance	51-4420-0300	375
Foun-Volleyball	57-7713-0001001	376	Intercollegiate Athletics	53-7701-0100	376
Fox Chair-Chemistry	57-0511-0001001	364	Interim Cash Fund Budget Adj	51-0199-0300	363
Frank House Operations	51-2811-0100	370	International Admissions	51-2401-0400	369
FWS Job Location & Development 2009-2010	54-2313-2010054	369	International Ed Diversity-New Hires	51-2401-7520	369
			International Education	51-2401-0100	369
			International Education Revolving	52-2401-0100	369
G			International Student Fee	52-2401-0600	369
General Studies	51-2210-0500	368	International Student Orientation	53-2401-0100	369
Geography	51-0514-0100	364	International Student Services	51-2401-0200	369
Global Economic Gardening 2007-2008	54-0602-0001001	365	International Studies	51-2210-1800	368
Golf - Men	53-7712-0800	376	Intramurals	53-4253-0200	373
Golf - Women	53-7713-0700	376	Intramurals State/Aux DAS Transfer	51-4253-0100	372
Graduate Studies/Research	51-1202-0100	367	Intramurals State/Aux DAS Transfer	53-4253-0300	373
Greek Life Licensing Agreement	53-4250-0900	373			
Grounds Services	51-3315-0100	371			
GS eCampus Video & Audio Services	51-1202-0300	367			
			K		
			Kase-Transition to Teaching	51-1002-0201	366
H					
Health Science Programs	51-0515-0100	364			
Health/Physical Education & Recreation	51-1015-0300	366			

ALPHABETICAL LISTING OF COST OBJECTS
University of Nebraska at Kearney

Learning Strategies	51-1016-0100	366	Multicultural Affairs	51-4216-0100	372
Legal Counsel	51-4420-0700	375	Museum of Nebraska Art	51-2810-0200	370
Libraries	51-1601-0100	367	Music	51-0714-0100	366
Libraries Diversity-New Hires	51-1602-7520	367	Music Trips	51-0714-0200	366
Limnological Assmnt Harlan Cty Res 2010	56-0510-0036007	364	Music/FAH Priority Program Enhancements	51-0714-0600	366
LKD-Building Maintenance	53-4250-0300	373			
Loper Designers Challenge	51-4420-1610	375	N		
			National Student Exchange	51-4210-0300	372
			Natural/Social Sciences General	51-0502-0200	364
M			NBDC 2010	56-2232-0021001	368
Maintenance - Carillon Tower	51-3315-0200	371	NDE Pupil Transportation 2008-2009	56-2230-0012001	368
Maintenance - Cope Fountain	51-3315-0300	371	Nebraska Safety Center	51-2230-0200	368
Maintenance - HVAC	51-3313-0100	371	Need-Based Aid-UG	51-2314-0500	369
Management	51-0615-0100	365	Non Res Dist Tuit Diff-Biology	52-0510-0900	364
Marketing Communications	51-4432-0500	375	Non Res Dist Tuit Diff-Web	52-0102-0200	363
Marketing/MIS	51-0618-0100	365	NSPC UNK String Project Site 08-09	56-0714-0005001	366
Marketing/MIS Priority Program	51-0618-0200	365	NSS Diversity-Chem Fac Salary Enhancement	51-0502-0501	364
Martin Faculty Chair	57-0102-0001001	363	NSS Priority Pgm-Bio Facilities Upgrade	51-0502-0123	364
Master of Fine Arts in Writing	51-0711-0300	365	NSS Priority Pgm-BIOL Faculty	51-0502-0120	364
Mathematics	51-0517-0100	364	NSS Priority Pgm-Chem Facilities Upgrade	51-0502-0102	363
MBA Priority Program	51-0616-0200	365	NSS Priority Pgm-CSIS Faculty	51-0502-0118	363
MBA Program	51-0616-0100	365	NSS Priority Pgm-Health Programs Travel	51-0502-0114	363
Media Communications	51-4435-0100	375	NSS Priority Pgm-Health Science GA	51-0502-0122	364
Medical/Training Room	53-7711-0200	376	NSS Priority Pgm-Intern Stipends	51-0502-0117	363
Memberships	51-4420-0200	375	NSS Priority Pgm-PSY Human Subject Coord	51-0502-0113	363
Mine Safety/Health 2008-2009	55-2230-0015001	368	NSS Priority Pgm-Public Health Faculty	51-0502-0121	364
Mine Safety/Health 2009-2010	55-2230-0016001	368	NSS Priority Pgm-SOWK Child Welfare Pos	51-0502-7124	364
Misc Renovation	51-4420-1600	375	NSS Priority Pgm-SOWK Faculty	51-0502-0119	364
Miscellaneous Renovation	53-4420-0200	375	NSS Priority Pgm-SOWK Prof Travel	51-0502-0115	363
Modern Languages	51-0713-0100	365	NSS Priority Program Enhancements	51-0502-0100	363
Modern Languages Diversity Fds-New Hires	51-0713-0300	365			
MONA Maintenance	51-4420-1611	375	O		
MONA Reimbursement	53-9813-3100	377	Occupational Safety & Health Revolving	52-2230-0300	368
Mortarboard	51-2210-1300	368	Office of Business Services	51-4312-0100	374
Motor Pool	51-3316-0100	371	Office of Financial Aid	51-4215-0100	372
MSAB O&M/Misc Renov	51-4420-1608	375			

ALPHABETICAL LISTING OF COST OBJECTS
University of Nebraska at Kearney

Ombudsman	51-4470-0300	375	RB-ID Card Project	53-4420-0700	375
Opera	51-0714-0300	366	RB-Utilities	53-3314-0100	371
P			Research Incentive Allocation	51-0199-0800	363
Parking Meters	53-4314-0200	374	Residence Halls Programming	53-4250-0200	373
Philosophy	51-0715-0100	366	Rev Bd CashNet	53-4311-0300	374
Photo/Video Services Revolving	52-4432-0400	375	Rev Bd Credit Card Fees	53-4311-0200	374
Physics/Physical Science	51-0518-0100	364	Rev Bd Telephone	53-4250-0110	373
Platte Valley Review	51-1202-0200	367	Rev Bnd Facilities Planning/Construction	53-3301-0300	371
Police & Parking Services	51-4314-0100	374	Rev Bond Facilities Small Projects	53-3301-0400	371
Police & Parking Services	53-4314-0100	374	Rev Bond Insurance	53-4302-0200	374
Political Science	51-0519-0100	364	Rev Bond Maintenance - HVAC	53-3313-0100	371
PPST Testing	52-1002-0100	367	Rev Bond Utilities Systems	53-3313-0200	371
Pre-season Athletic Meals	53-4420-1500	375	Reynolds Chair-Engl	57-0102-0002001	363
Priority Program Enhancements	51-2210-1200	368	Reynolds Reading Series	51-0711-0200	365
Program Review	51-2210-1100	368	Room Damage Repair	53-4250-0700	373
Promotion/Programming	53-4252-0400	373	S		
Psychology	51-0520-0100	364	S.T.O.P. Revolving	52-2230-0100	368
Publications & Creative Services	51-4436-0200	375	Scholarships: Need Based	51-2314-0300	369
Publications & Creative Svc Revolving	52-4436-0100	375	Scholarships: UG Merit Award	51-2314-0400	369
Pupil Transportation Revolving	52-2230-0400	368	Senior Registration	52-4212-0200	372
			SET Fee - State	52-9960-0100	377
R			SIS Project-Finance Office	51-4280-0600	372
RB Building Automation Services	53-3313-0300	371	SIS Project-Financial Aid	51-4280-0500	372
RB Facilities Contract Maintenance	53-3301-0500	371	SIS Project-ITS	51-4280-0700	372
RB Maintenance - Plumbing	53-3311-0100	371	SIS Project-Student Records	51-4280-0800	372
RB Technology Services	53-2910-0200	371	Soccer	53-7713-1800	377
RB VCBF Misc Renovation	53-4420-0290	375	Social Work	51-0522-0100	364
RB-Auxiliary Enterprises Admin-Asst VCBF	53-4301-0200	374	Social/Cultural Development	51-4202-0400	372
RB-Budget Office	53-4310-0100	374	Sociology	51-0521-0100	364
RB-Business Services	53-4312-1100	374	Softball	53-7713-0600	376
RB-Custodial Services	53-3312-0200	371	Sponsored Programs	51-1211-0100	367
RB-Dr Access/Video Security Surveillance	53-3311-0200	371	Sponsored Programs Priority Program	51-1211-0300	367
RB-Grounds Maintenance	53-3315-0100	371	Sponsorships-New	53-7702-0400	376
RB-Human Resources	53-4313-1100	374	Sports Information Office	53-7710-0100	376

ALPHABETICAL LISTING OF COST OBJECTS
University of Nebraska at Kearney

Staff Senate-State	51-4313-0400	374	Undergrad Research Fellows Program Fee	52-1202-0200	367
State CashNet	51-4311-0500	374	Unemployment Compensation	51-4420-0600	375
State Treasurer Interest 5502 Revolving	52-9970-0100	377	Union Retail Sales	53-4252-0200	373
Strength Training	53-7711-0100	376	University Foundations	51-2280-0100	368
Student Center	53-4252-0300	373	University Newspaper	51-0712-0200	365
Student Housing Administration	53-4250-0100	373	UNK String Project	51-0714-0800	366
Student Life	51-4201-0100	372	UNK Suicide Prevention Pgm 2008-2009	54-4251-0003001	373
Student Life Travel	51-4202-0200	372	UNMC-Dist Ed Tech Support	52-2613-0100	370
Student Program Intramurals	53-4253-0100	373	Utilities	51-3314-0200	371
Student Records	51-4217-0300	372	Utilities Systems	51-3313-0200	371
Student Support Services 2009-2010	54-4218-0013001	373			
Student Weight Room Fee	57-7410-0101001	376	V		
Summer Academic Affairs - Even Year	51-2101-0100	367	VC Academic Affairs	51-0101-0100	363
Summer Orientation	53-4210-0100	373	VC Business/Finance	51-4301-0100	373
SVCAA-Permanent Salary Savings	51-0102-0600	363	VC University Relations	51-4431-0100	375
Swimming	53-7713-0800	377	VCBF Misc Renovation	51-4420-1690	375
Swimming Camp	53-7713-1500	377	VCUR-Commencement	51-4432-0200	375
			VCUR-Marketing	51-4432-0400	375
T			Video Services	51-2613-0100	370
Teacher Ed Priority Program	51-1019-0100	366	Viewbook	51-4210-0200	372
Teacher Education	51-1017-0100	366	Volleyball	53-7713-0100	376
Teaching & Learning Center	51-2210-1000	368	Volleyball Camp	53-7713-1100	377
Tennis - Men	53-7712-0600	376			
Tennis - Women	53-7713-0500	376	W		
Theater	51-0714-0400	366	Walker Art Gallery	51-2810-0100	370
Theatre Productions	51-0714-0500	366	Wellness Program	51-4313-0200	374
Thompson Scholars 2009-2010	56-0102-0003004	363	West Center Computer Lab	51-0602-0400	365
Title IV Admin Costs Reimb-Finance	52-4311-0600	374	Whoop Crane Trust-Asst Prof Reimb 09-10	56-0510-0063002	364
Track - Men	53-7712-0500	376	Womens Studies	51-2210-0900	368
Track - Women	53-7713-0400	376	Workers Compensation	51-4420-0500	375
Traffic Safety	52-2230-0200	368	World Affairs Conference	51-0102-0400	363
Translation/Interpretation Program	51-0713-0200	365	Wrestling	53-7712-0400	376
Tuition Assistance Program (TAP)	51-2314-0700	369	Writing Center	51-0717-0100	366

U

ALPHABETICAL LISTING OF COST OBJECTS
 Univ of Nebr Central Administration
 Central Administration

A	Administrative Systems Clearing	93-9770-0200	381				
	Administrative Systems Group	91-4620-0500	381			Insur Redistribution	91-4125-0400 380
	Aircraft Operations	93-9770-0400	381			Intercampus Development Fund	91-4630-0200 381
	ARDC Remediation	91-4125-0130	380			Internal Audit	91-4105-1400 380
B	Board of Regents	91-4101-0200	380			Internal Audit Expenses	91-4125-0140 380
	Building Operations	91-4125-0500	380			International Affairs Director	91-4120-0140 380
						International Affairs Expenses	91-4120-0130 380
C	Consultant Services	91-4130-0600	380			Law Library	91-4115-0100 380
D	Das Accounting Services	91-4625-0700	381			Marketing	91-4110-0110 380
	Def Repair & Maint Fund	91-3301-0100	379			Memberships & Dues	91-4130-0500 380
	Depreciation Expense	91-3301-0200	379				
E	Epscor	91-3101-0100	379				
	EPSCOR 0701892	95-3101-0030001	379				
	Epscor Non-Match	91-3101-0200	379				
	Equipment & Related Exp	91-4105-0200	380				
	Equity and Diversity Initiatives	91-4630-0300	381				
	Equity and Diversity Office	91-4120-0110	380				
G	Executive Vice President & Provost	96-4120-0004001	380				
	Executive Vice President and Provost	91-4120-0100	380				
	General Counsels Office	96-4115-0001001	380				
	General Operations	91-4130-1100	380				
H	Health Insurance	91-4630-0100	381				
I							
L							
M							
N							
O							
P							

ALPHABETICAL LISTING OF COST OBJECTS
 Univ of Nebr Central Administration
 Central Administration

President Market/Equity Salary Pool	91-4105-1200	380
Presidents Office	91-4105-0100	380
Printing & Related Exp	91-4125-0300	380
Privately Funded Executive Salary Equity	96-4105-0007001	380
Program Awards	96-4120-0006001	380
Project Management	91-4201-0200	380
R		
Regents Othmer Fund Expenses	96-4125-0001006	380
S		
Self Insurance	91-4625-0400	381
SIS Technical Support	91-4201-0260	380
T		
Thompson Scholars Program	96-4620-0004001	381
U		
UNCA Student Wages	91-4130-1120	380
University Affairs	91-4110-0100	380
University of Nebraska Online/Worldwide	91-4620-2500	381
V		
Vice President & General Counsel	91-4115-0200	380
Vice President for Business & Finance	91-4125-0100	380
W		
Workers Compensation	91-4125-0600	380

ALPHABETICAL LISTING OF COST OBJECTS
 Univ of Nebr Central Administration
 Computing Services Network

C

CSN Adjustments	91-4460-1700	382
CSN Administration Team	91-4425-0100	382
CSN Applications Team	91-4450-0200	382
CSN Director Activities	91-4401-0100	382
CSN Director Interfund Activity	92-4460-1400	382
CSN Director Special Projects	91-4415-0600	382
CSN Director-Admin Staff Operations	91-4405-0200	382
CSN Networking Revolving	92-4460-1600	382
CSN Operations - Infrastructure Upgrades	91-4470-0310	382
CSN Operations - Joint Study	91-4470-0210	382
CSN Operations - Network System	91-4470-0110	382
CSN Operations - Tech Plan Projects	91-4470-0410	382
CSN Operations - UNK Tech Plan Funds	91-4470-0910	382
CSN Operations - UNL Tech Plan Funds	91-4470-0610	382
CSN Operations - UNMC Tech Plan Funds	91-4470-0710	382
CSN Operations - UNO Tech Plan Funds	91-4470-0810	382
CSN Operations-Helpdesk Team	91-4435-0100	382
CSN Operations-Operations Team	91-4440-0100	382
CSN Operations-Telcommunications	91-4435-0300	382
CSN Operations-UNK	91-4440-0400	382
CSN Technology-Info Network Comm	91-4415-0200	382
Customer Admin & Fin Mgmt	91-4401-0200	382

N

Nebr Distance Educ LB1208	91-4405-0900	382
Network NE Dist Learn Equip	92-4460-1710	382

NUMERIC LISTING OF COST OBJECTS
University of Nebraska - Lincoln

21-0101-0001	Vice Chancellor Academic Affairs	227	21-0201-0001	Dean College Of Architecture	228
21-0101-0002	Vice Chan Acad Affairs General Expenditu	227	21-0202-0001	Architecture General	228
21-0101-0004	VCAA-Diversity Enhancement	227	21-0202-5102	POE Architecture-Visual Literacy	228
21-0101-0005	Vice Chan Acad Affairs Non Recurring	227	21-0205-0001	Architecture	228
21-0101-0007	VCAA-Diversity Hires	227	21-0205-0002	Architecture-Interior Design	228
21-0101-0008	VCAA-Distinguished Prof	227	21-0205-0006	Arch-Landscape Arch	228
21-0101-0010	VCAA-Faculty Pool	227	21-0206-0001	Community & Regional Planning	228
21-0101-5100	POE VCAA-Program Enhancement	227	21-0501-0001	Dean Arts & Sciences	229
21-0105-0001	Faculty Senate	227	21-0502-0001	Arts & Science General	229
21-0106-0001	Early Retirement Settlement - Health	227	21-0502-0017	Arts and Sciences Conflict Resolution	229
21-0107-0001	Academic Pgm Review-Curric Review	227	21-0505-0001	Anthropology	229
21-0107-0002	Academic Program Review Faculty Recruit	227	21-0506-0001	School Of Biological Sci	229
21-0107-0004	Memberships Accreditation Review	227	21-0506-0002	School Of Biological Sci	229
21-0108-0001	Improvement Of Instruction	227	21-0506-0003	Bio Science Special Projects	229
21-0108-0002	Improve Of Instruc Undergr Inst Stipend	227	21-0506-5104	POE Bio Sci-Init Eco/Evol Analysis	229
21-0108-0004	Impr Instr-Acady Distingsh Teachers	227	21-0507-0001	Ethnic Studies	229
21-0110-0001	Travel	227	21-0507-0002	Ethnic Studies-Afric Amer & Afric Study	229
21-0110-0002	Faculty Research Travel	227	21-0507-0003	Ethnic Studies-Latin Amer & Latino Studi	229
21-0111-0001	Honors Pgm	227	21-0507-0004	Ethnic Studies-Native American Studies	229
21-0111-0003	Honors Pgm-Instruction	227	21-0508-0001	Center For Biotechnology	229
21-0111-0004	Honors Pgm-Book Scholarship	227	21-0509-0001	Chemistry-Operations	229
21-0111-5101	POE - Honors Pgm	227	21-0509-0002	Electronic Shop	229
21-0112-0001	Graduate Studies	227	21-0509-0003	Chemistry Deptl Research Support	229
21-0112-0004	Grad Studies Special Reproduction	227	21-0509-0007	Chem-Instrument Shop	229
21-0112-0005	Grad Studies Gambling State	227	21-0510-0001	Classics	229
21-0115-0002	Academic Space Modifications	227	21-0511-0001	Computer Science	229
21-0116-0001	Public Policy Cnt	227	21-0511-5101	POE Comp Sci-Comp Simul	229
21-0117-0001	General Studies	227	21-0511-5103	POE Comp Sci-Creating Depd End-User Soft	229
21-0122-0001	Chancellor General Academic Support	227	21-0511-5104	POE Comp Sci-Sim Comp IT Telecomm	229
21-0123-0001	UnderGrad Deans Office	227	21-0511-5105	POE Comp Sci-Faculty Lu & Hochstein	229
21-0123-0003	UnderGrad Deans Office OASIS	227	21-0512-0001	English	229
21-0123-0004	UnderGrad Deans Office SIPS	227	21-0512-0002	English Prairie Schooner	229
21-0123-0005	UnderGrad Deans Off NU Connections	227	21-0512-0003	English Tesol	229
21-0123-0006	UnderGrad Deans Off Gen Ed	227	21-0512-0004	English-Film Studies Support	229
21-0123-5101	UG POE Undergraduate Dean	227	21-0512-0005	English-Temp Instructors	229
21-0124-5101	POE Raikes Schl Comp Sci & Mgm	227	21-0512-5101	POE English-Cather Studies	229
21-0125-0001	Partnership Degree Pgm	227	21-0512-5110	POE English-Digital Rsch	229
21-0125-0002	Confucius Institute-SCH	227	21-0512-5111	POE Engl-Fac Leadership Writing Init	229

NUMERIC LISTING OF COST OBJECTS
University of Nebraska - Lincoln

21-0514-0001	Geosciences	229	21-0536-5102	POE CSMCE-NU Teach	230
21-0514-5102	POE-GeoSci-Water Initiative	229	21-0537-0001	Womens Studies	230
21-0515-0001	Cnt Biological Chemistry	229	21-0544-0001	Gallup Research Center	230
21-0516-0001	History	229	21-0544-5101	POE SRAM/Gallup	230
21-0516-5103	POE History-Rsch in the Humanities	229	21-0544-5102	POE SRAM/GRC	230
21-0517-0001	Mathematics & Statistics	229	21-0545-0001	Plant Science-A&S	230
21-0517-5101	POE Math-Math & Science Teachers	230	21-0546-0001	Asian Studies	230
21-0518-0001	Modern Languages	230	21-0548-0001	Statistics	230
21-0518-0009	Mod Lang-19th Century French Studies	230	21-0549-5101	POE-NE Cnt Virology	230
21-0519-0001	Philosophy	230	21-0601-0001	Dean Col Business Administration	234
21-0520-0001	Center on Children Families Law	230	21-0602-0001	Business Admin General	234
21-0521-0001	Physics And Astronomy	230	21-0602-0003	Busine Admin Genera Advanc Progra Devel	234
21-0521-0003	Physics-Instru Support	230	21-0602-0004	Business Admin General Agribusin Progra	234
21-0521-0005	Physics And Astronomy Physics Shops	230	21-0605-0001	Bureau Business Research	234
21-0521-0006	Physics And Astronomy Physics Special	230	21-0606-0001	School Of Accountancy	234
21-0521-0008	Physics And Astronomy Equipment Fund	230	21-0607-0001	Economics	234
21-0521-0010	Physics-Chemistry Machine Shop	230	21-0608-0001	Finance	234
21-0521-5101	POE Physics-AMO Physics	230	21-0608-0002	Finance-Actuarial Science	234
21-0521-5102	POE Physics-Nanoscale Science	230	21-0609-0001	Management	234
21-0522-0001	Political Science	230	21-0609-0002	Management Center For Economic Inov	234
21-0522-5103	POE-Pol Sci-Water Initiative	230	21-0609-5101	POE Management-Building Leadership	234
21-0523-0001	Psychology	230	21-0610-0001	Marketing	234
21-0523-5102	POE Psychology-Law & Psychology	230	21-0610-0002	Marketing Rural Economy	234
21-0523-5104	POE Psychology-Belli	230	21-0611-0001	Economics Education	234
21-0524-0001	Sociology	230	21-0611-0002	Econ Educ-Ne Council Econ Educ	234
21-0524-0006	Soc-Bureau Sociological Rsch	230	21-0701-0001	Fine & Performing Arts-Deans Office	236
21-0524-5102	POE Soc-Falci	230	21-0702-0001	Fine & Performing Arts-General	236
21-0524-5103	POE Soc-Olson	230	21-0702-5100	POE FPA-Enhanced Visual Lit	236
21-0525-0001	Communication Studies	230	21-0702-5102	POE FPA-Digital Media	236
21-0525-0002	Comm Studies-Debate	230	21-0705-0001	Art-Dept Oper	236
21-0526-0001	Center Great Plains Study	230	21-0706-0001	School Of Music-Dept Oper	236
21-0528-0001	Nat Res Sci-A/S	230	21-0706-0002	School Of Music-Music Pgms	236
21-0528-0002	SNR-Geography	230	21-0706-0004	School Of Music-Music Tours	236
21-0529-0001	Environmental Studies	230	21-0706-0005	School Of Music-World On Stage Series	236
21-0533-0001	International Studies	230	21-0706-0006	School Of Music-Piano Pgm	236
21-0534-0001	Judaic Studies	230	21-0706-0007	School Of Music-Opera Pgm	236
21-0536-0001	Center for Science/Math/Comp Ed	230	21-0706-0009	School Of Music-Band Pgms Support	236
21-0536-5101	POE CSMCE-Teach & Learning Seed Grants	230	21-0707-0001	Theatre Arts-Dept Oper	236

NUMERIC LISTING OF COST OBJECTS
University of Nebraska - Lincoln

21-0707-0002	Theatre Arts-Theatre Lab	236	21-1205-0006	Office of Sponsored Programs-Post Award	239
21-0707-0003	Theatre Arts-Summer Theatre	236	21-1205-4002	Technology Development F&A	240
21-0708-0001	Mary Riepma Ross Film Theater	236	21-1205-4005	Office of Proposal Development F&A	240
21-1101-0001	Dean Col Of Engineering	237	21-1205-4006	Office of Sponsored Programs-Post F&A	240
21-1101-0002	Dean Col Of Engineering Assoc Dean UNO	237	21-1205-4202	OTD-UNO SBA Cost Share F&A	239
21-1101-4110	Engr Administrative Services F&A	237	21-1206-0001	Research Council	239
21-1102-0001	Engineering General	237	21-1209-0001	Rsch Compliance Srv	239
21-1102-0009	Engr Gen-Ed Enhance-Scholarships	237	21-1209-0002	Rsch Compliance Srv-Human Subjects lfb	239
21-1105-0001	Engineering Research Center	237	21-1209-4001	Research Compliance-Animal Care F&A	240
21-1106-0001	Chemical Engineering	237	21-1209-4002	Research Compliance-Human Subjects F&A	240
21-1106-0007	BPDF Clearing	237	21-1209-4101	Rsch Comp-Export Control Activities F&A	240
21-1107-0001	Civil Engineering-Lincoln	237	21-1216-0001	Graduate Studies	239
21-1108-0001	Computer Sci-Comp Engr	237	21-1216-0004	Grad Studies Special Reproduction	239
21-1109-0001	Electrical Engineering	237	21-1216-0005	Grad Studies Grambling State	239
21-1109-5105	POE Elect Engr Schubert	237	21-1401-0001	Dean College Of Journalism	241
21-1110-0001	Engineering Mechanics	237	21-1401-0002	Dean College Of Journalism Travel	241
21-1110-5102	POE Engr Mech Tan	237	21-1402-0001	Journalism General	241
21-1110-5103	POE Engr Mech-EPSCoR Lim	237	21-1402-5102	POE Journalism-Enhanced Visual Lit	241
21-1111-0001	Indust & Mgmt System Engr	237	21-1405-0001	Advertising	241
21-1112-0001	Mechanical Engineering	237	21-1406-0001	Broadcasting	241
21-1114-0001	Construction Management	237	21-1407-0001	News And Editorial	241
21-1114-5101	POE-Cnstr Mgt-Duram School	237	21-1501-0001	College Of Law	241
21-1116-0001	Construction Systems-Gen Operating	237	21-1502-0003	Law Gen-Inst Fac Rep	241
21-1117-0001	Comp & Electron Engr-Gen Operations	237	21-1502-0004	Space Law	241
21-1117-5102	POE CEEN Fac Cluster Support	237	21-1502-5101	POE-Water Resources-Law	241
21-1118-0002	MATC Faculty Startup	237	21-1505-0001	Law Library	241
21-1119-0001	Architectural Engineering	237	21-1505-0002	Law Library Books	241
21-1119-5102	POE-Arch Engr-Duram School	237	21-1505-0003	Law Library Periodicals	242
21-1120-0001	Civil Engr-Omaha	237	21-1506-0001	Law Review	242
21-1201-0001	Vice Chan For Research Support Serv	239	21-1601-0001	Library Salaries	243
21-1201-0010	VCR-Associate VCR Larkins	239	21-1602-0001	Library General-Administration	243
21-1201-4001	Vice Chan For Research F&A	240	21-1602-0004	Libr Gen-Computer Maint & Supply	243
21-1201-4002	Canfield Computer Coalition F&A	240	21-1602-0007	Libr-Depository Bond Debt Srv	243
21-1201-4007	VCR-Alexander Shared Exp F&A	240	21-1602-4000	Library General F&A	243
21-1201-4102	VCR: Research Info Systems F&A	240	21-1602-5102	POE Library-Digital Research Humanities	243
21-1201-4103	VCR Communications F&A	240	21-1605-0001	Library Books	243
21-1201-4105	VCR Rsch Finance F&A	240	21-1606-0001	Library Periodicals	243
21-1201-4106	VCR Corporate & Foundation Relations F&A	240	21-1607-0001	Library Binding	243

NUMERIC LISTING OF COST OBJECTS
University of Nebraska - Lincoln

21-1701-0001	Dean Col Ed & Human Sci	244	21-2805-0006	Museum-Ashfall Park	249
21-1702-0001	Col Ed & Human Sci General	244	21-2805-4016	Museum-Nagpra F&A	249
21-1702-0002	Ed/Human Sci Gen Travel	244	21-2810-0001	Lentz Cnt For Asian Culture	249
21-1702-0003	Ed/Human Sci Gen Faculty Recruiting	244	21-2811-0001	Art Gallery	249
21-1706-0001	Educational Admin	244	21-2905-0001	Information Services	250
21-1707-0001	Educational Psychology	244	21-2907-0001	Info Services Tele/Radio Communications	250
21-1708-0001	Teaching Learning & Teacher Education	244	21-3001-0001	EEO Office of Extended Ed-Tax	251
21-1708-5102	POE-TLTE / CSMCE	244	21-3001-0002	EEO Program Support Clearing	251
21-1710-0001	Spec Educ&Communication Disorders	244	21-3001-5701	EEO Acad Dept Tsfs	251
21-1713-0001	Instructional Design Center	244	21-3001-5702	EEO Dist Prog Dev Fund	251
21-1714-4000	NE Children Youth Fam & Schl F&A	244	21-3001-5703	EEO Online Worldwide Fund	251
21-1714-5102	Chld Youth Fam Schl POE	244	21-3005-0001	EEO Dist Ed Pgm Tax	251
21-1714-5103	POE-CYFS-Welch	244	21-3005-0002	EEO-Advanced Scholars Tax	251
21-1727-0001	Child Youth & Fam Studies	244	21-3007-0001	EEO ID&D Admin-Tax	251
21-1736-0001	Nutrition & Health Sciences	244	21-3007-0003	EEO ID&D Academic Colleges-Tax	251
21-1736-5102	POE Nutr Health Sci Genomics	244	21-3013-0001	EEO Information Systems Tax	251
21-1737-0001	Textiles Clothing & Design	244	21-3015-0001	EEO-Business Affairs Tax	251
21-1737-5102	POE TCD-Enhanced Visual Lit	244	21-3019-0001	EEO Marketing Tax	251
21-1767-0001	TCD International Quilt Study Center	244	21-3205-0012	Engr Rsch Cnt-Administration	251
21-2105-0900	Summer Sessions 2009	246	21-3208-0001	Biotechnology - Rsch Init Funds	251
21-2105-1000	Summer Sessions 2010	246	21-3208-0002	Cnt Biotech-Bioinformatics Facility	251
21-2207-0002	Pell Admin Allow Unalloc	247	21-3208-0004	Cnt Biotech - Protein Sequencing	251
21-2209-0001	Air Science	247	21-3208-0005	Cnt Biotech-Structural Biology Facility	252
21-2210-0001	Military Science	247	21-3208-0006	Center For Biotech-Microscopy Fac-Zhou	252
21-2211-0001	Naval Science	247	21-3208-0010	Cnt Biotech-Cell Sorter Facility	252
21-2212-0001	Special Events Commencement	247	21-3208-0013	Center For Biotech-Mass Spec-Cerny	252
21-2212-0002	Special Events Convocations	247	21-3208-0017	Gen For Biotech-Plant Transform-Clement	252
21-2212-0003	Special Events Honors Day	247	21-3208-0031	Biotech-MicroArray/BiaCore	252
21-2215-0001	Workstudy Matching Control	247	21-3215-0001	Materials Rsch-Sellmyer-Adm/Pay/Trav	252
21-2313-0001	Univ Tuition Assist Grants	247	21-3215-0045	Matl Rsch-Nanofabrication Core Facil	252
21-2313-0002	Need Based Aid-UNOG	247	21-3218-0002	Water Center Nebr Res Initiative Core	252
21-2313-0003	Need Based Aid-Tuit Assist Pgm	247	21-3230-0001	Core Biosafety Level 3 Lab	252
21-2405-0001	International Affairs	247	21-3241-0001	Holland Computing Center Core Funds	252
21-2599-0001	BDGT ADJ PERM BDG	248	21-3301-0001	Facilities Management	252
21-2599-4007	Budget Adjustm Unalloc F&A	248	21-3301-0043	Facilities Business Operations	252
21-2701-0001	University Television	248	21-3305-0001	Facilities Mgmt Plan & Constrc	252
21-2805-0001	Museum	249	21-3305-1001	FPC-Mgmt Salaries	252
21-2805-0004	Museum-Trailside	249	21-3306-0005	Bldg Rpr & Maint-Control Sys Maint Div	252

NUMERIC LISTING OF COST OBJECTS
University of Nebraska - Lincoln

21-3306-0006	Bldg Rpr & Maint-Def Rpr Renov	252	21-4316-0001	Student Accounts	257
21-3306-1002	BSM-Mgm Salaries	252	21-4318-0001	Financial Systems	257
21-3307-0001	Custodial	252	21-4325-0001	University Services	257
21-3309-0001	Utility Operations	252	21-4326-0001	Purchasing	257
21-3312-0001	Landscape Services	252	21-4327-0001	Inventory Control	257
21-3312-1001	Landscape Srv-Mgm Sal	252	21-4327-0002	Equip Pickup Handling	257
21-3313-0001	Recycling Program	252	21-4328-0001	Mail Service	257
21-3314-0001	Rental Physical Plant Property	252	21-4340-0001	Environmental Health	257
21-4101-0001	Chancellor	253	21-4340-0004	EHS-Stormwater Mgm Pgm	257
21-4101-0003	Chancellor Housing Allowance	253	21-4360-0001	Police Services-Security & Traffic	257
21-4201-0001	V C For Student Affairs	253	21-4365-0001	Operations Analysis	257
21-4201-0002	V C For Student Affairs Publicat Adviso	253	21-4370-0001	Human Resources	257
21-4206-0001	UNL Career Services	253	21-4399-0008	Bdgt Adj Oper and Maint Reserve	257
21-4207-0001	Admissions	253	21-4405-0001	Institutional Research & Planning	258
21-4207-0002	Admissions-New Student Enrollment	253	21-4405-0003	IRP- Exam Services	258
21-4207-0005	Admissions-Information Systems	254	21-4406-0001	Equity Access & Diversity Pgm	258
21-4207-0006	Admis-Univ Academy	254	21-4406-0002	Affirmative Action-Accomm Res Cnt	258
21-4208-0001	Registration & Records	254	21-4406-0004	Affirmative Action/Diversity	259
21-4210-0001	TRIO Programs	254	21-4408-0001	Public Relations-News & Info	259
21-4210-0003	SSS/UNL Cost Share Funds	254	21-4408-0002	Public Relations-Speakers Bureau	259
21-4211-0001	Scholarship/Financial Aid	254	21-4408-0003	Public Relations-Scarlet	259
21-4213-0001	Student Judicial Affairs	254	21-4408-0004	Special Events	259
21-4214-0001	Services For Student With Disabilities	254	21-4408-0005	PR-Van Brunt Visitors Center	259
21-4214-0002	Stdnt Svcs-Student Info System	254	21-4408-1001	Public Relations-Natl News Media	259
21-4214-0003	Other Std Srv-Prospective Student Info L	254	21-4409-0002	Publications Management-Publications	259
21-4215-0001	NU City Union Facility Operating	254	21-4409-0003	Publ & Photog-Instl Publications	259
21-4215-0002	Gaughan Utilities	254	21-4420-0001	Memberships And Dues	259
21-4215-1001	NU East Union Facilities Operating	254	21-4421-0001	BONDS AND INSURANCE	259
21-4299-0001	Budget Adjustment Permanent Budget Adj	254	21-4423-0001	Special Retirement Cost	259
21-4301-0001	V C For Business & Finance	257	21-4424-0001	Unemployment Compensation	259
21-4307-0001	Operations/Maintenance Equipment	257	21-4424-0002	Workers Compensation	259
21-4307-0003	Pgm 711Equipment	257	21-4425-0001	Legal Counsel	259
21-4308-0001	Shared Services	257	21-4426-0001	Misc General Expense	259
21-4310-0001	Financial Services	257	21-4426-0004	Misc General Expense Employee Awards	259
21-4311-0001	Accounting	257	21-4426-0015	Grad Asst Health Benefits	259
21-4312-0001	Budget	257	21-4428-0001	Fire & Ext Coverage Ins	259
21-4313-0001	Bursar	257	21-5705-0128	Diamond: FY09 Minority award	260
21-4314-0001	Payroll	257	21-7905-0001	Univ Press Operating	262

NUMERIC LISTING OF COST OBJECTS
University of Nebraska - Lincoln

21-7905-1001	Univ Press-Manuscript Editorial (ME)	262	22-0512-1006	English Film Quarterly	231
21-7905-1002	Univ Press-Production (PR)	262	22-0512-1008	English Placement Srv	231
21-7905-1008	Univ Press Acquisition (AQ)	262	22-0514-0006	Geosciences Lab Fees	231
21-7905-1009	Univ Press Journals (JR)	262	22-0515-0001	Biochemistry-Lab Fees	231
21-7920-0001	Lied UNL Program Support	262	22-0516-0002	History revolving	231
22-0116-0002	PPC-Service Center Account	227	22-0517-0005	Mathematics-Math Day	231
22-0202-0001	Architecture General Community Studies	228	22-0517-0006	Math-Lab Fees	231
22-0202-0002	Architecture General Student Tech Fee	228	22-0518-0002	Modern Languages Scholar Publication Rev	231
22-0205-0001	Architecture-Lab Fees	228	22-0518-0004	Modern Languages Laboratory Fees	231
22-0501-0001	Student Tech Revl-A&S Deans Office	230	22-0521-0001	Physics And Astronomy Physics Services	231
22-0502-0002	A&S Gen-Student Tech Fee	230	22-0521-0003	Physics-Revlg Activ	231
22-0502-0004	A&S College Testing Facility	231	22-0521-0005	Physics Shops	231
22-0505-0001	Anthropology Lab Fees	231	22-0521-0006	Physics & Astronomy-Joint Instr Shop	231
22-0505-0005	Anthropology Field School	231	22-0521-0007	Physics And Astronomy Laboratory Fees	231
22-0506-0001	School Of Biological Sci Water Testing	231	22-0522-0002	Political Science-Lab Fees	231
22-0506-0006	Biological Sciences-Contract Labs	231	22-0522-0011	Pol Sci-Distance Ed	231
22-0506-0008	Biological Science-Greenhouse Services	231	22-0523-0001	Psych-Clinical Training Pgm	231
22-0506-0010	BioSci-Soil/Plant Analysis Lab	231	22-0523-0002	Psychology Psychological Development	231
22-0507-0004	Ethnic Std-Omaha Lang Pgm	231	22-0523-0003	Psych-Consultation Ctr	231
22-0508-0003	Cnt Biotech-Flow Cytometry	231	22-0523-0004	Psychology - Law/Psychological Dev	231
22-0509-0001	Chemistry Nmr Facility	231	22-0523-0006	Psychology Laboratory Fees	231
22-0509-0002	Chemistry Mass Spectrometer	231	22-0524-0001	Sociology Burea Soc Research - Rev	231
22-0509-0005	Chemistry Revolving	231	22-0524-0003	Sociology-Lab Fees	232
22-0509-0007	Chemistry-Scientific Shops	231	22-0525-0001	Comm Studies-Speech Whship Revlg	232
22-0509-0008	Chemistry Laboratory Fees	231	22-0525-0002	Communications - Lab Fees	232
22-0511-0002	Computer Science-Lab Fees	231	22-0526-0001	Center Great Plains Study Ancillary Serv	232
22-0511-0003	Computer Science-CSE Day	231	22-0526-0002	Great Plains Quarterly Journal	232
22-0511-0004	ACM Regional Programming Contest	231	22-0527-0001	Matr Rsch-CMRA Srv Facil	232
22-0511-0005	Comp Sci-Comp Tech Srv	231	22-0602-0001	CBA Gen-Student Tech Fee	234
22-0512-0001	English Reproductions	231	22-0602-0002	Bus Adm Gen-Lab Fees	235
22-0512-0003	English Esl Workshops	231	22-0602-0003	CBA Gen-ITS Core Op	235
22-0512-0005	English-Lab Fees	231	22-0602-0005	CBA Gen-Qtr Jrnl Business & Economics	235
22-0512-0006	English-Lab Fee Comp Classroom	231	22-0605-0001	Bureau Business Research Publications	235
22-0512-0008	English NWP In-Service Pgm	231	22-0702-0003	Fine & Perform Arts-Kosmet Klub Musical	236
22-0512-0009	English-Writing Workshops	231	22-0702-0004	F&Pa Gen-Student Tech Fee	236
22-0512-1003	English Prairie Schooner Book Series	231	22-0706-0004	School Of Music-Dance Pgms-Revlg	236
22-0512-1004	English Program Assessment	231	22-0706-0005	School Of Music-Music/Opera Theatre	236
22-0512-1005	English Cather Symposium	231	22-0706-0006	School Of Music-Kimball Recital Hall	236

NUMERIC LISTING OF COST OBJECTS
University of Nebraska - Lincoln

22-0706-0008	School Of Music-Band Wkshop/Clinics	236	22-1120-0010	Civil Engr Omaha-Equipment Fund	238
22-0707-0001	Theatre Arts-Prop/Costume Rentals	236	22-1121-0003	NTC Admin Svc Cntr	238
22-0707-0002	Theatre Arts--Theatre Lab-Cash	236	22-1201-0001	Vice/Chancellor Research-Revolving	240
22-0707-0004	Theatre Arts-NE Repertory Theatre	236	22-1216-0001	Grad Studies-Grad Abstr & Exams	240
22-0707-0006	Theatre-Lab Fees	236	22-1402-0001	Journalism Depth Reporting Fees	241
22-1101-0001	Dean Col Of Engineering-Conf revolving	238	22-1402-0002	J&Mc Gen-Student Tech Fee	241
22-1101-0011	Dean Col Of Engr-Omaha Equip & tech	238	22-1406-0002	Broadcasting-Lab Fees	241
22-1101-0012	Dean Col Of Engr-Schl of Construc-Omaha	238	22-1407-0001	News Editorial-Lab Fees	241
22-1101-1505	Engr Student Recruiting Omaha Prof Fee	238	22-1501-0001	Law College-Prof Skills Lab Fee	242
22-1102-0004	Engineering General Mechanical Shop	238	22-1505-0001	Law Library Laboratory Fees	242
22-1102-0005	Engr General Reproductions Omaha	238	22-1506-0001	Law Review - Revolving	242
22-1102-0012	Engr Gen-Student Tech Fee-Omaha	238	22-1602-0001	Library General Computer Search Service	243
22-1102-0014	Engr Gen-Engr Cr Hr Fee	238	22-1602-0003	Library General Interlibrary Loan Servc	243
22-1106-0001	Chemical Engineering Laboratory Fees	238	22-1602-0004	Library-Patents	243
22-1106-0010	Chemical Eng-Equipment Fund	238	22-1602-0005	Libraries Gen-Student Tech Fee	243
22-1107-0004	Civil Engr - Lab Fees	238	22-1602-0006	Libraries Gen-Student-Centered Learning	243
22-1107-0010	Civil Engr-Equipment Fund	238	22-1602-0008	Libr Gen-Special Collections	243
22-1108-0001	Comp Sci Revolving	238	22-1602-0009	Libr Gen-Study Carrels	243
22-1108-0010	CompSci Eng-Equipment Fund	238	22-1602-0011	Lib Gen-Student Lockers	243
22-1108-0015	CompSci Eng-Prof Fee	238	22-1602-0013	Lib Gen-Fines Revolving	243
22-1109-0003	Electrical Engineering Electrical Shop	238	22-1602-0014	Lib Gen-Credit Hour Fee	243
22-1109-0006	Electrical Engineering Laboratory Fees	238	22-1602-1001	Library-Uniprint	243
22-1109-0010	Elect Eng-Equipment Fund	238	22-1605-0001	Library Books Lost Book Revolving	243
22-1110-0002	Engineering Mechanics Laboratory Fees	238	22-1607-0001	Library Binding Revolving Opers	243
22-1110-0010	Eng Mech-Equipment Fund	238	22-1701-4000	Dean Col Ed & Human Sci F&A Revlg	244
22-1111-0001	Ind & Mgmt Sys-Corp Resch & Dev	238	22-1702-0001	CEHS-Dist Lrn Deliv Fees	244
22-1111-0010	IMSE-Equipment Fund	238	22-1702-0002	CEHS Gen-Student Tech Fee	244
22-1112-0004	Mechanical Engineering Laboratory Fees	238	22-1702-0004	CEHS Gen-Lotus Notes Distributed Educati	244
22-1112-0010	Mech Eng-Equipment Fund	238	22-1702-0005	CEHS Gen-Talent Golf Tournament	244
22-1113-1001	Midwest Roadside Safety Facil-Salaries	238	22-1705-0001	CEHS Grad Stud/Rsch/Srv-Revol	244
22-1114-0001	Construction Management Laboratory Fees	238	22-1705-0002	CEHS Grad Studie/Rsch/Srv-Ed Admin Pgm	244
22-1114-0010	Const Mgmt-Equipment Fund	238	22-1705-0003	CEHS Reading Center	244
22-1116-0001	Construc Sys-Lab Fees	238	22-1705-1001	CEHS Grad Std-ALTC	244
22-1116-0010	Const Sys Tech-Equipment Fund	238	22-1705-1002	CEHS Grad Std-GLBT Interest Group	244
22-1117-0001	Comp & Electron Engr-Lab Fees	238	22-1705-1003	CEHS Grad Std-NEAR Center	244
22-1117-0010	Comp & Electron Engr-Equipment Funds	238	22-1706-0001	Educational Admin Bur Ed Rsch & Service	244
22-1119-0010	Arch Engr-Equipment Fund	238	22-1706-0003	Ed Adm-Distance Ed Tuition Differential	244
22-1120-0001	Civil Engr Omaha-Lab Fees	238	22-1707-0001	Educational Psychology Testing	244

NUMERIC LISTING OF COST OBJECTS
University of Nebraska - Lincoln

22-1707-0002	Educational Psychology Lab Fees	244	22-2405-0002	Interntl Affairs-Foreign Stud Orient	247
22-1707-0003	Educational Psych Nebr Career Info Sys	244	22-2701-0001	University Television Revolving	248
22-1707-0010	Ed Psych Prof Ser-Kenneth Kiewra	244	22-2805-0001	Museum-Mueller Planetarium	249
22-1707-0017	Ed Psych Prof Ser-Michael Scheel	244	22-2805-0002	Museum - Nebraska Hall Projects	249
22-1707-0018	Ed Psych Prof Ser-Christy Horn	244	22-2805-0003	Museum-Special Projects	249
22-1707-0019	Ed Psych Prof Ser-Susan Sweater	245	22-2805-0004	Museum-Ashfall Ed Program	249
22-1707-0025	Ed Psych Prof Ser-Amy Spiegel	245	22-2811-0001	Sheldon Art Gallery - Art Exhibit Pgm	249
22-1708-0001	Teach Learn & Teacher Ed Svcs	245	22-2811-0002	Sheldon Art Gallery-Facility/Security Fe	249
22-1708-0006	TLTE-Prof Services-Moeller	245	22-2905-0002	LAN Services-ITS	250
22-1708-1002	TLTE-Art Educ-Curr306	245	22-2905-0003	Custom Support-ITS	250
22-1710-0001	Spec Educ&Communication Clinic	245	22-2905-0004	MultiMedia Support-INST	250
22-1710-0002	Barkley Development Fund	245	22-2905-0005	Student Technology Services-STS	250
22-1710-0003	Spec Educ&Communic Disord Lab Fees	245	22-2905-0006	IS Instr Fac Design/Support	250
22-1713-0001	Instructional Design Center	245	22-2905-0007	IS Skills Development	250
22-1714-0001	CYFS-Statistics & Research Methodology	245	22-2905-1001	IS Uniprint Laser Printing Services	250
22-1714-0002	CYFS-Rsch Coord Srv	245	22-2905-1408	Stdnt Tech Srv-Portal	250
22-1727-0001	CYAF-Child Dev Lab	245	22-3005-0001	EEO Grad Dist Ed Pgm Adm	251
22-1727-0002	CYAF-Family Resource Cnt	245	22-3006-0001	EEO UG Dist Ed Pgms	251
22-1727-0004	CYAF Teaching Revolving	245	22-3006-0002	EEO Fire Protection Program	251
22-1727-3012	CYAF-Bischoff Lab Fees - 954/ 955/ 997	245	22-3006-1002	EEO Summer Independent Study	251
22-1736-0001	Nutr & Hlth Sci -Lab Fees	245	22-3007-0002	EEO ID&D Special Projects	251
22-1736-0002	Nutr & Hlth Sci Teaching Revolving	245	22-3007-1001	EEO ID&D College Curriculum	251
22-1736-0003	NHS Athletic Fund-Rudy	245	22-3007-1002	EEO ID&D High School Curriculum	251
22-1736-1003	NHS Sci Princ of Food Prep Lab Fee	245	22-3007-1003	EEO ID&D Academic Colleges	251
22-1736-1004	NHS F&N for Healthy Living Lab Fee	245	22-3007-2003	EEO ID&D Server Training	251
22-1736-1009	NHS Med Nutr Lab Fee	245	22-3009-0001	EEO Advanced Scholars Program	251
22-1736-1016	NHS Peer Nutr Educ Lab Fee	245	22-3013-0001	EEO Information Systems	251
22-1736-1022	NHS Exercise Testing & Program #486	245	22-3014-0001	EEO Independent Study High School	251
22-1736-1050	Hamouz Teaching Rev	245	22-3015-0001	EEO Bus Affair-Clerical Support	251
22-1736-1051	NHS Dietetic Internship Application	245	22-3015-0003	EEO Business Affair-Ship & Receive	251
22-1736-1053	NHS Exercise Science	245	22-3015-0005	EEO Business Affair-Business Office	251
22-1736-1054	NHS Martial Arts	245	22-3018-0001	Academic Conference Administration	251
22-1737-0001	Textiles Cloth & Design Laboratory Fees	245	22-3019-0001	EEO Marketing	251
22-1737-0002	Textiles Cloth & Design Revolving Operat	245	22-3019-0002	EEO Marketing/Customer Service	251
22-1737-1001	TCD Labs	245	22-3305-0001	A & E Services	252
22-2105-0001	Summer Instruction Special Workshops	246	22-3306-0001	Bldg Sys Maint-Service Center Operations	252
22-2299-0010	Budget Adjustmen Revolving Budget Adjus	247	22-3307-0001	Custodial Svcs-Service Cntr Operations	252
22-2405-0001	Interna Affairs Insitit Intra Study Re	247	22-3312-0001	Landscape Services	252

NUMERIC LISTING OF COST OBJECTS
University of Nebraska - Lincoln

22-3405-0001	Innovation Campus	253	23-0509-0001	Chemistry-Glass Repair Shop	234
22-4201-0007	VCSA-Peer Financial Education Project	254	23-0602-0001	CBA Gen-Oxford Study Pgm	236
22-4205-0001	Greek Affairs-Revolving	254	23-0708-0001	Mary Riepma Ross Film Theater	237
22-4206-0001	UNL Career Services Revolving	254	23-1505-0001	Misc Aux Service Law Library Copy Center	242
22-4206-0002	Internship Services	254	23-1507-0001	Professional Book Stores Law Text Books	242
22-4207-0001	Admissions Rvlg-General Operations	254	23-1608-0001	Misc Aux Srv-Libr Access Equip	243
22-4207-0002	Admissions -NSE /BRW	254	23-1702-0002	CEHS-OLLI Class Fees	246
22-4207-0003	Admissions Rvlg-Red Letter Day	254	23-1712-0001	Buros Institute	246
22-4207-0004	Admissions Rvlg-Marketing	254	23-1767-0002	TCD IQSC Admin/Operating	246
22-4207-0005	Admiss-Technology	254	23-2405-0003	Intnl Aff-Study Abroad	248
22-4207-0007	Admissions Rvlg-International	254	23-2805-0001	Museum Shop	250
22-4207-0008	Admissions -Partnerships	254	23-2805-0002	Museum Shop Trailside	250
22-4207-0009	Admissions Revolving - Transfer	254	23-2906-0001	Info Services Computer Sales Oper-ITS	250
22-4207-0010	Admissions Revg - Spec Events	254	23-2906-0003	Info Services Network Maint Services-N	250
22-4207-0011	Admissions-Student Outreach	254	23-2906-0004	IS-N Save	250
22-4207-0012	Admissions Revolving - Telecounseling	254	23-2906-0005	IS RESnet	250
22-4207-0014	Admissions-Events Mgm	254	23-2906-0007	IS Wireless Networking	250
22-4208-0002	Registration & Records-Athletic Cert Rev	254	23-2907-0001	IS Campus Telephone	250
22-4209-0001	Student Programming	254	23-2907-0006	IS Telephone Infrastructure	250
22-4213-0001	Student Life	254	23-2907-0007	IS External Services	250
22-4214-0001	VCSA Other Student Services	254	23-2907-0008	IS Campus Wiring Projects	250
22-4214-0002	Student Serv Disab-Community Events	254	23-3313-0001	Recycling Program	253
22-4326-4801	Purchasing F&A	257	23-3314-0001	Rental Prop Misc Fees & Rental Inc	253
22-4330-4801	Radiological Health F & A	257	23-3314-0007	Rental Property-1901 Y Street	253
22-4340-4801	Environmental Health F&A	257	23-3314-0013	Rental Prop- Textron	253
22-4360-0001	UNL Police Srv-Comm Srv Officers Revlg	257	23-3397-0003	Power Plant Clearing	253
22-4360-0004	UNL Police Special Events	257	23-4212-0001	University Health Service	255
22-4360-0005	UNL CCTV Police Maintenance	257	23-4212-1011	Univ Health Serv-Main Clinic	255
22-4365-4801	Operations Analysis F&A	257	23-4212-1012	Univ Health Serv-Allergy	255
22-4405-0001	IRP- Exam Services-Rvlg	259	23-4212-1016	Univ Health Serv-Immunization	255
22-4408-0001	PR - Integrated Marketing Plan	259	23-4212-1021	Univ Health Serv-CAPS	255
22-4408-0002	Public Relations-Video Services	259	23-4212-1031	Univ Health Serv-CHE General	255
22-4408-0004	PR-Scarlet-Revolving	259	23-4212-1032	Univ Health Serv-CHE Health Aides	255
22-4408-0005	PR-Univ Comm-Intermed/Interactive Media	259	23-4212-1035	Univ Health Serv-CHE Sexuality Education	255
22-4426-0001	Misc General Expense Inv Inc Fund 5511	259	23-4212-1041	Univ Health Serv-Administration	255
23-0124-0001	Raikes CSM-Design Studio	228	23-4212-1042	Univ Health Serv-Business Office	255
23-0202-0001	Arch Gen-Media Center	229	23-4212-1043	Univ Health Serv-Central Service	255
23-0506-0001	Cedar Point Biological Station	234	23-4212-1044	Univ Health Serv-Computer Support	255

NUMERIC LISTING OF COST OBJECTS
University of Nebraska - Lincoln

23-4212-1047	Univ Health Serv-Housekeeping	255	23-4215-1416	NEU East Reservations	256
23-4212-1049	Univ Health Serv-Marketing	255	23-4215-1417	NEU East Cash Office	256
23-4212-1051	Univ Health Serv-Physical Therapy	255	23-4215-1500	University Dining Services	256
23-4212-1054	Univ Health Serv-Radiology	255	23-4215-1511	NU City Food Service Administration	256
23-4212-1055	Univ Health Serv-Laboratory	255	23-4215-1512	NU City Catering	256
23-4212-1061	Univ Health Serv-Dental	255	23-4215-1514	UDS Retail Production Center	256
23-4212-1071	Univ Health Serv-Pharmacy	255	23-4215-1515	NU City Bakery	256
23-4212-1082	Univ Health Serv-Dermatology	255	23-4215-1517	NU Caffina Caf��	256
23-4212-1088	Univ Health Serv-International Travel	255	23-4215-1519	NU QwiKick	256
23-4215-0004	NU Nebraska Unions	255	23-4215-1612	NEU East Catering	256
23-4215-0005	NU Equipment Reserve Account	255	23-4215-1613	NEU East Bakery	256
23-4215-0006	NU Readership Program	255	23-4215-1614	NEU East Union Cafe	256
23-4215-0007	UNL Child Care	255	23-4215-1810	NU City Recreation	256
23-4215-1100	NU City Administration	256	23-4215-1820	NEU East Recreation	256
23-4215-1101	NU Student Organizations Financial Serv	256	23-4216-0001	Campus Recreation	256
23-4215-1103	NU Accounting	256	23-4308-0001	Shared Services	257
23-4215-1104	NU Comp Tech Support	256	23-4310-0001	Financial Services Aux Account	257
23-4215-1211	NU City Building Operations	256	23-4310-0002	Finl Srv-Card Operations	257
23-4215-1212	NU City Information Desk	256	23-4325-0002	University Srvc-Mgm Info For Travel	258
23-4215-1213	NU Culture Center Facilities	256	23-4325-0004	Univ Srv-Director	258
23-4215-1214	NU City Bldg Maintenance	256	23-4325-0005	Univ Srv-Business Center	258
23-4215-1215	NU City Custodial/Setups	256	23-4328-0001	Mail Service	258
23-4215-1216	NU City Reservations	256	23-4330-0001	EHS Waste Handling	258
23-4215-1217	NU City Cash Office	256	23-4331-0002	Bookstore-Univ Srv Chg Card Clearing	258
23-4215-1311	NU SI Student Involvement	256	23-4331-0003	Bookstore-Follet Agreement	258
23-4215-1312	NU SI Leadership Development	256	23-4332-0001	Parking Lot Services	258
23-4215-1313	NU SI Gender Programs	256	23-4332-0002	Parking-Stadium Dr Parking Garage	258
23-4215-1314	NU SI Minority Student Development	256	23-4332-0003	Parking-17th & R Parking Garage	258
23-4215-1315	NU SI Information Strategies	256	23-4332-0004	Parking - Transit Operations	258
23-4215-1316	NU SI Serv-Learning	256	23-4332-0005	Parking - 14 & Avery Garage	258
23-4215-1318	NU SI Stdt Organizations	256	23-4333-0001	Transportation Services	258
23-4215-1322	NU SI LGBTQA Programs	256	23-4333-0002	Transportation Services Equipment	258
23-4215-1325	NU East SI Programs	256	23-4333-0006	Trans Srv-Rental Cars	258
23-4215-1400	NEU East Administration	256	23-4334-0001	Printing Services	258
23-4215-1411	NEU East Building Operations	256	23-4334-0002	Printing Services-Equipment	258
23-4215-1412	NEU East Information Desk	256	23-4334-0003	Pmt Srv-Cost per Copy Program	258
23-4215-1414	NEU East Bldg Maintenance	256	23-4334-0004	Pmt Srv-1700 Y Copy Center	258
23-4215-1415	NEU East Custodial/Setups	256	23-4334-0005	Pmt Srv-City Union Copy Center	258

NUMERIC LISTING OF COST OBJECTS
University of Nebraska - Lincoln

23-4334-0006	Pmt Serv-East Union Copy Center	258	23-7505-2700	Courtyards-Res Life	260
23-4335-0001	Courier/Delivery Services	258	23-7507-1000	Selleck Quadrangle	260
23-4336-0001	Moving Services	258	23-7507-1400	Selleck Quad-Facilities	260
23-4337-0001	Stores - Central Operations	258	23-7507-1500	Selleck Quad-Dining	260
23-4337-0003	Univ Stores-Stockless Office Supplies	258	23-7507-1600	Selleck Quad-Snack Bar/C Store	260
23-4337-0004	Univ Stores-Scientific Supplies	258	23-7507-1700	Selleck Quad-Res Life	260
23-4337-0005	Univ Stores-Comm Fares	258	23-7509-1000	Burr Fedde Halls	260
23-4337-0006	Univ Stores-Freight	258	23-7509-1400	Burr Fedde Halls-Facilities	261
23-4337-0007	Univ Stores-Computers	258	23-7509-1700	Burr Fedde Halls-Res Life	261
23-4337-0009	Univ Stores-Health Care/Drug Testing	258	23-7511-1000	Abel Sandoz Halls	261
23-4339-0001	Vending Operations	258	23-7511-1400	Abel Sandoz Facilities	261
23-4340-0001	Environmental Health Safety	258	23-7511-1500	Abel Sandoz Dining-Academic	261
23-4342-0001	Student ID office	258	23-7511-1700	Abel Sandoz Residence Life	261
23-4342-0002	NCard Charge Service Fee	258	23-7513-1000	Harper Shramm Smith Halls	261
23-4342-0003	NCard Equipment	258	23-7513-1400	Harper Shramm Smith-Facilities	261
23-4343-0001	E-Commerce Department	258	23-7513-1500	Harper Shramm Smith-Dining	261
23-4410-0001	Publications-Photography	259	23-7513-1700	Harper Shramm Smith-Res Life	261
23-4410-0002	Publications/Photography Graphic Dsgn	259	23-7513-2000	Village	261
23-4410-0005	Publ-Student Directory	259	23-7513-2400	Village-Facilities	261
23-7501-0001	University Housing Central Housing Adm	260	23-7513-2600	Village-Snack Bar/C Store	261
23-7501-0401	Cntl Hsg Adm-Facilities	260	23-7513-2700	Village-Res Life	261
23-7501-0501	Cntl Hsg Adm-Dining	260	23-7515-1000	Love Coop Hall	261
23-7501-0701	Cntl Hsg Adm-Res Life	260	23-7517-1000	Husker Hall	261
23-7501-0711	Cntl Hsg Adm-Learning Communities	260	23-7519-1001	University Park Apartments	261
23-7501-0801	Cntl Hsg Adm-Administration	260	23-7519-1002	Univ Apts-U Street Apts	261
23-7501-0811	Cntl Hsg Adm-Summer Conf	260	23-7519-1003	Univ Apts-Vine Street Apts	261
23-7501-0821	Cntl Hsg Adm-Information Srv	260	23-7521-1000	Colonial Terrace	261
23-7501-0831	Cntl Hsg Adm-Marketing	260	23-7525-1000	Kauffman Residential Center	261
23-7501-0901	Cntl Hsg Adm-Business Srv	260	23-7525-1400	Kauffman Residential Cnt-Facilities	261
23-7501-0911	Cntl Hsg Adm-Contracts/Student Accts	260	23-7525-1700	Kauffman Residential Cnt-Res Life	261
23-7501-0921	Cntl Hsg Adm-Accounting	260	23-7527-1000	Knoll Res Center	261
23-7501-0931	Cntl Hsg Adm-Payroll	260	23-7527-1400	Knoll Res Center-Facilities	261
23-7505-1000	Cather Pound Neihardt	260	23-7574-0001	Food Stores-	261
23-7505-1400	Cather Pound Neihardt-Facilities	260	23-7701-1100	Business Office	261
23-7505-1500	Cather Pound Neihardt-Dining	260	23-7701-1101	Administration	261
23-7505-1700	Cather Pound Neihardt-Res Life	260	23-7701-1102	Ticket Office	261
23-7505-2000	Courtyards	260	23-7701-1103	Media Relations	261
23-7505-2400	Courtyards-Facilities	260	23-7701-1104	Fac Capital Proj and Constr	261

NUMERIC LISTING OF COST OBJECTS
University of Nebraska - Lincoln

23-7701-1105	Concessions	261	23-7701-1513	Huskers Authentic	262
23-7701-1110	Athletic Medicine	261	23-7701-1514	Post Season Hosted Events	262
23-7701-1111	Athi-Hewit Training Table	261	23-7905-0001	Univ Press Op	263
23-7701-1114	Events	261	23-7905-1001	Univ Press-Manuscript Editorial (ME)	263
23-7701-1115	Administration Reserve	261	23-7905-1002	Univ Press-Production (PR)	263
23-7701-1116	Licensing	261	23-7905-1003	Univ Press Sales (SL)	263
23-7701-1117	Equipment	261	23-7905-1006	Univ Press-Directorship (DR)	263
23-7701-1118	Huskervision	261	23-7905-1007	Univ Press Business (BS)	263
23-7701-1119	Computing Services	261	23-7905-1008	Univ Press Acquisition (AQ)	263
23-7701-1201	Football	262	23-7905-1009	Univ Press Journals (JR)	263
23-7701-1202	Basketball, Mens	262	23-7905-1014	Univ Press Technology (IT)	263
23-7701-1203	Track	262	23-7920-0001	Lied Center - Administration	263
23-7701-1204	Baseball	262	23-7920-0004	Lied -Marketing/Audience Dev	263
23-7701-1205	Wrestling	262	23-7920-0005	Lied Center Fundraising/Development	263
23-7701-1206	Swimming	262	23-7920-0007	Lied Center Performances	263
23-7701-1207	Gymnastics, Mens	262	23-7920-0008	Lied Center Technical/Production	263
23-7701-1208	Tennis, Mens	262	23-7920-0010	LIED-Educational & Creative Initiatives	263
23-7701-1209	Golf, Mens	262	23-7920-0014	Lied-Custodial Srv	263
23-7701-1210	Performance	262	23-7920-1001	Lied Center Ticket Office	263
23-7701-1402	Basketball, Womens	262	23-7920-1002	Lied Center Adventure	263
23-7701-1404	Softball	262	23-7920-1025	Lied Center Front of House	263
23-7701-1405	Volleyball	262	23-7920-1026	Lied Center Information Services	263
23-7701-1407	Gymnastics, Womens	262	23-9813-1010	Accis Rec Daily Nebraskan	264
23-7701-1408	Tennis, Womens	262	23-9813-1032	Accis Recv-AAUDE	264
23-7701-1409	Golf, Womens	262	23-9813-1036	A/R-IAFFE-Economics	264
23-7701-1410	Development	262	23-9813-3015	SOFS ASUN	264
23-7701-1411	Academics	262	23-9839-0020	Budget Adjustment Anticipat Activity Inc	264
23-7701-1412	Compliance	262	23-9839-1020	Revolving Budget Adjustment	264
23-7701-1413	Bowling	262	24-0506-0018004	NIH supplement polymerase reactions	232
23-7701-1414	Rifle	262	24-0506-0021001	Biological Science	232
23-7701-1415	Life Skills	262	24-0506-0022001	Biological Science	232
23-7701-1501	Soccer	262	24-0520-0108001	CCFL	232
23-7701-1502	Sports Center	262	24-0520-0124001	CCFL	232
23-7701-1503	Haymarket Park	262	24-0524-0013001	NIH Ojibwe Pathways Through High School	232
23-7701-1504	Memorial Stadium	262	24-0524-0033001	Sociology	232
23-7701-1510	Marketing	262	24-0549-0009001	NE Center for Virology	232
23-7701-1511	Spirit Squad	262	24-0549-0010001	NIH Nebraska Center for Virology	232
23-7701-1512	Hosted Events	262	24-0549-0010004	NIH JWest Nebraska Center for Virology	232

NUMERIC LISTING OF COST OBJECTS
University of Nebraska - Lincoln

24-0549-0023002	ARRA NIH NE Ctr for Virology 2nd supp	232	25-0521-0136010	Physics & Astronomy	232
24-0549-0024001	NE Center for Virology	232	25-0536-0011001	Center for Science/Math/Comp Ed	232
24-1106-0002002	NIH cGMP Recombinant FIX Administration	238	25-0550-0001001	NSF - ANDRILL	232
24-1201-0014001	VC Research	240	25-0550-0001019	NSF ANDRILL-Childrens Book Supplement	232
24-1215-0002001	NIH RNA-Mediated Silencing	240	25-0550-0004001	Andrill	232
24-1708-0001001	US ED Indigenous Roots Teacher Ed Prgm	245	25-1106-0020002	USAMRAA Management	238
24-1710-0004004	NIH Yr 5 Early Speech Motor Development	245	25-1215-0008001	DOE Nuclear-Organellar Interactions	240
24-1710-00035001	Special Ed & Communications	245	25-1215-0019001	Plant Science Initiative	240
24-1710-0038002	Special Ed & Communications	245	25-1502-0001001	Law College	242
24-1710-0040003	Year 3 US EDUC Family Centered Academic	245	25-1602-0051002	Natl Digital Newspaper Program Neb II	243
24-1710-0052001	Special Ed & Communications	245	25-2805-0080001	Museum	249
24-1710-0053001	Special Ed & Communications	245	25-2805-0080002	Museum	249
24-1710-0069001	Special Ed & Communications	245	25-2805-0082001	Museum	249
24-1714-0011002	CYFS Center	245	25-3208-0013001	Biotechnology	252
24-1714-0037001	CYFS Center	245	25-4201-0005001	VC Student Affairs	255
24-1714-0038002	CYFS Center	245	25-9839-0010	Instruction-Anticipated Activity	263
24-2805-0085001	Museum	249	25-9839-0020	Research-Anticipated Activity	263
24-4206-2010001	Career Services	254	25-9839-0030	Public Service-Anticipated Activity	263
24-4206-2011001	Career Services	254	25-9839-0040	Academic Support-Anticipated Activity	263
24-4210-0016041	09-10 US ED Student Support Serv ADMIN	254	25-9839-0050	Student Services-Anticipated Activity	263
24-4210-0017031	US ED 09-10 Admin Talent Search program	255	25-9839-0080	Student Financial Support-Anticipated Ac	263
24-4210-0018021	US ED 09-10 Classic Upward Bound ADMIN	255	25-9839-7410	Instruction-Anticipated Activity	263
24-4210-0019021	US ED 08-09 NE Neb Upward Bound	255	26-0101-0003001	Othmer-NEH Plains Humanities Alliance>	228
24-4210-0020031	US ED 2009-2010 Upward Bound Math Scienc	255	26-0116-0030002	SIG-Center for At Risk Children	228
24-4406-0004001	EQUITY ACCESS & DIV PROG	259	26-0123-0003001	Dean-Undergraduate Studies	228
24-9839-0010	Instruction-Anticipated Activity	263	26-0201-0006001	Eloise Kruger Collection	228
24-9839-0020	Research-Anticipated Activity	263	26-0201-0008001	Edwin Cramer Memorial Fund	228
24-9839-0030	Public Service-Anticipated Activity	263	26-0511-0043001	Jensen/Othmer Chair - Rothermel	232
24-9839-0040	Academic Support-Anticipated Activity	263	26-0511-0044001	Othmer Match/Jensen Chair-Rothermel	232
24-9839-0050	Student Services-Anticipated Activity	263	26-0511-0075100	UCLA US CMA S&C Tier 2 1.2.3.3	232
24-9839-0080	Student Financial Support-Anticipated Ac	263	26-0511-0075101	UCLA US CMS S&C Tier 3 1.3.6	232
25-0101-0014001	VC Academic Affairs	228	26-0511-0075104	UCLA US CMS 1.2.3.7.2 Tier 2 labor S&C	233
25-0506-0074001	Biological Science	232	26-0512-0014001	Hillegas/Othmer Chair-Price; Kenneth	233
25-0511-0053001	USDA Risk Assessment & Exposure Analysis	232	26-0512-0015001	Othmer Match-Price; Kenneth	233
25-0511-0067010	NSF Software Development	232	26-0512-0036001	Poetry Fdn American Life in Poetry proje	233
25-0514-0092001	GEOSCIENCES	232	26-0514-0031001	Coffman/Othmer Prof-Fielding; Chris	233
25-0521-0103003	DOE Year 2 Laser Produced Coherent Sourc	232	26-0514-0032001	Othmer Match-Fielding; Chris	233
25-0521-0136001	Physics & Astronomy	232	26-0516-0010001	Thompson/Othmer Prof-Borsteimann; Thomas	233

NUMERIC LISTING OF COST OBJECTS
University of Nebraska - Lincoln

26-0516-0011001	Othmer Match for Thompson Fund-Borstelma	233	26-1215-0030001	Plant Science Initiative	240
26-0516-0018001	Angle/Othmer Prof-Thomas	233	26-1217-0001001	Center Energy Sciences Research	240
26-0516-0019001	Othmer Match for Angle Fund-Thomas	233	26-1401-0003001	Dean Col Journal & Mass Comm	241
26-0517-0012001	Peers Development	233	26-1401-4599001	Pike College Prof-Startita,Joe	241
26-0517-0030001	Jensen/Othmer Chair-Avramov; Luchezar	233	26-1407-0001001	News-Editorial	241
26-0517-0031001	Othmer Match-Avramov; Luchezar	233	26-1407-0002001	News-Editorial	241
26-0519-0002001	Philosophy	233	26-1502-0051001	Law College	242
26-0519-0003001	Philosophy	233	26-1502-0052001	Law College	242
26-0519-0004001	Philosophy	233	26-1707-0064001	Educational Psychology	246
26-0519-0005001	Philosophy	233	26-1707-0072001	Educational Psychology	246
26-0520-0112001	CCFL	233	26-1708-0054001	Tch Lrn & Tch Ed	246
26-0520-0114001	CCFL	233	26-1710-0045001	Special Ed & Communications	246
26-0520-0119001	CCFL	233	26-1710-0054001	Special Ed & Communications	246
26-0520-0121001	CCFL	233	26-1710-0071001	Special Ed & Communications	246
26-0520-0130001	CCFL	233	26-1714-0045001	CYFS Center	246
26-0521-0054001	Olson / Othmer Prof-Umstadter	233	26-1737-0002001	Ardis James/Othmer Prof-James; Michael	246
26-0521-0055001	Othmer Match / Olson Prof-Umstadter	233	26-1737-0003001	Othmer Match for A James Prof-James;M.	246
26-0524-0024001	Bruhn/Othmer Prof-Whitbeck	233	26-2701-2009001	University Television	248
26-0524-0025001	Othmer Match for Bruhn Fund-Whitbeck	233	26-2701-2010001	University Television	248
26-0524-0036001	Sociology	233	26-2805-0006001	E F Schramm Fund	249
26-0524-0041001	Sociology	233	26-2805-0009001	Mueller Planetarium Fund	249
26-0601-0001001	Business Administration Writing Lab	235	26-2805-0012001	Dolly Hagan Fund	249
26-0601-0003001	Ofutt Program	235	26-2805-0015013	Neb Roads 09-10 Highway Paleo Salvage	249
26-0601-0004001	Gallup Executive Leadership MBA	235	26-2805-0015014	Neb Roads 10-11 Highway Paleo Salvage	249
26-0609-0010001	Clifton/Othmer Prof-Avollio; Bruce	235	26-2805-0028001	Encounter Center Operations	249
26-0609-0011001	Othmer Match-Avollio; Bruce	235	26-2805-0029001	Museum Security -0031	249
26-0609-0012001	Stewart/Othmer Prof-Olson; David	235	26-2805-0087001	Museum	249
26-0609-0013001	Othmer Match-Olson; David	235	26-4207-0002001	Admissions	255
26-0609-0021001	Hawks/Othmer Prof-Gardner; William	235	26-4360-0013001	University Police	257
26-0609-0022001	Othmer Match-Gardner; William	235	26-7407-0001001	Native Amer Pub Telecomm	260
26-1106-0062001	D Volte/N Keegan/Othmer Chair-Velander	239	26-7407-0005001	Greek Affairs Office	260
26-1106-0063001	Othmer Match Volte/Keegan-Velander	239	26-7407-0044001	WAPOR Ranae Reis	260
26-1107-0086001	Keith Klaasmeyer/Othmer Chair-Rilett	239	26-9839-0010	Instruction-Anticipated Activity	264
26-1107-0087001	Othmer Match for Klaasmeyer-Rilett	239	26-9839-0020	Research-Anticipated Activity	264
26-1114-0018001	HARVARD Risk Factors for Lacerations in	239	26-9839-0030	Public Service-Anticipated Activity	264
26-1201-0011001	VC Research	240	26-9839-0040	Academic Support-Anticipated Activity	264
26-1201-0013001	VC Research	240	26-9839-0050	Student Services-Anticipated Activity	264
26-1201-0018001	VC Research	240	26-9839-0080	Student Financial Support-Anticipated Ac	264

NUMERIC LISTING OF COST OBJECTS
University of Nebraska - Lincoln

26-9839-7410	Instruction-Anticipated Activity	284	27-0606-0004001	Raymond C Dein College Prof-Smith; David	235
27-0101-0008001	Foundation-Academic Admin	228	27-0606-0005001	Deloitte & Touche Col Prof-Smith; David	235
27-0502-0009001	Schlesinger Prof/Spinner-Helev	233	27-0607-0002001	Paul C Burmeister Col Prof-Macphee	235
27-0506-0007001	Varner Distinguished Prof-Janovy	233	27-0607-0006001	James & Helen Hanson College Prof-Schmid	235
27-0506-0008001	Lehr 3M College Prof- Wood	233	27-0607-0007001	Baird Family Prof-Anderson; John	235
27-0506-0009001	Lehr 3M Human Genetics Fund	233	27-0608-0004001	G B Cook/Ameritas College Prof-Zorn	235
27-0506-0013001	Holmes University Prof-Kamili; A.	233	27-0608-0005001	Marshall College Prof-Peterson	235
27-0506-0019001	Biological Science	233	27-0608-0006001	Nebr Bankers Assn Col Prof-Karels	235
27-0506-0020001	Biological Science	233	27-0608-0007001	Actuarial Science Program Fund	235
27-0509-0009001	Ameritas Distinguished Prof-Zeng	233	27-0608-0008001	Faulkner College Prof-Ramsay	235
27-0509-0045001	Hewett University Prof-Parkhurst; L.	233	27-0608-0014001	Hayes Chair Actuarial Science-Luckner	235
27-0510-0002001	Cotner College Professor-Turner	233	27-0608-0017001	Finance	235
27-0510-0005001	Charles Mach Professor-Turner	233	27-0608-0022001	Finance	235
27-0512-0002001	Adele Hall College Prof-Agee; Jonis	233	27-0609-0001001	Holmes Distinguished Prof-Luthans	235
27-0512-0009001	Holmes Distinguished Prof-Behrendt	233	27-0609-0002001	Management Development Fund	235
27-0512-0012001	J Ryan Prof Film Studies- Dixon; Wheeler	233	27-0609-0003001	Firstier Bank Distinguished Prof-Lee	235
27-0512-0015001	Luschei Editorship Prairie Schooner-Raz;	233	27-0609-0004001	Laippy College Prof-Digman	235
27-0512-0018001	Presidential Professorship- Ted Kooser	233	27-0609-0005001	E.J. Faulkner College Prof - Keng Siau	235
27-0514-0003001	Schultz College Prof-Loope	233	27-0609-0007001	Entrepreneurship Development Fund	235
27-0514-0006001	T Mylan Stout College Prof-Harwood	233	27-0609-0011001	C Wheaton Battley Dist Prof-Schmiederjans	235
27-0514-0107001	Geosciences	233	27-0610-0001001	Gold Distinguished Prof-Price; Linda	235
27-0516-0004001	James L Sellers College Prof-Rader	233	27-0610-0004001	Marshall College Prof-Grossbart	235
27-0516-0006001	Thomas C Sorensen Prof-Winkle; K.	233	27-0610-0007001	Hollman College Prof-Gentry	235
27-0516-0009001	Samuel Clark Waugh Prof-Ambrosius	234	27-0611-0001001	Nebr Council On Economic Educ Fund	235
27-0517-0001001	Mohr College Professor-Meakin	234	27-0611-0003001	Economic Education Research	235
27-0518-0011001	Harold E. Spencer Prof-Turner; H.	234	27-0611-0005001	Hay Prof-Waistad	236
27-0521-0001001	Holmes Distinguished Prof-Sellmyer	234	27-0611-0006001	NE Stock Market Game	236
27-0521-0011001	Holmes University Prof-Starace; A.	234	27-0702-0023001	Hixson-Lied Endowed Dean-Oliva; G.	237
27-0522-0003001	Mach Distinguished Prof-Forsythe	234	27-0702-0030001	Fine/Performing Arts General	237
27-0522-0005001	Foundation Regents Univ Prof-Hibbing; J.	234	27-0706-0010001	Larson College Prof-Bailey	237
27-0526-0001001	Great Plains Studies-Operations Fund	234	27-0706-0012001	Steinhart College Prof-Nierman	237
27-0526-0008001	Great Plains Studies-Christlieb Gallery	234	27-0706-0022001	Ione Bowlin Endowment Fund	237
27-0544-0001001	Clifton College Prof-McCutcheon	234	27-1101-0007002	College of Engineering	239
27-0601-0017001	Graduate Programs	235	27-1106-0004001	Othmer Chem Engr Prof-Meagher; M.	239
27-0601-0018001	Stuart CBA Dean-Milligan	235	27-1106-0006001	Anderson Fund Prof-Saraf; Ravi	239
27-0601-0023001	Dean Col of Business Admin	235	27-1106-0007001	CHEMICAL ENGINEERING	239
27-0606-0002001	Nebr Soc Cpa Col Prof-Shoemaker	235	27-1107-0003001	Lovell College Professor-Sicking	239
27-0606-0003001	Steinhart College Professor-Chen	235	27-1107-0004001	Brightfelt College Professor-Nowak	239

NUMERIC LISTING OF COST OBJECTS
University of Nebraska - Lincoln

27-1107-0005001	Civil Engineering	239	27-1707-0004001	Meierhenry Distinguished Prof-Plaake	246
27-1107-0020005	Awards	239	27-1707-0005001	V W Hodder College Prof-Bruning	246
27-1108-0001001	Henson College Prof - Sincovec, R.	239	27-1707-0011001	Prevention Center	246
27-1109-0001002	Lederer Fund-Ianno Professorship	239	27-1708-0022001	Greer College Professor-Moeller	246
27-1109-0002001	Holmes Distinguished Prof-Woodlam	239	27-1708-0045001	Tch Lrn & Tch Ed	246
27-1109-0004001	Lott College Professor-Williams	239	27-1710-0009001	Special Ed & Communications	246
27-1109-0006001	Kingery College Prof-Alexander	239	27-1710-0010001	Barkley Trust Fund	246
27-1109-0007001	Henson College Professor-Sayood & Soukup	239	27-1710-0010003	Sunshine Autism	246
27-1110-0005001	McBroom Fund College Prof-Dzenis	239	27-1712-0002001	Buros Center For Testing	246
27-1110-0007001	ENGINEERING MECHANICS	239	27-1714-0051001	CYFS Center	246
27-1111-0002002	Mohr College Professor-Choobineh	239	27-2810-0001001	Lentz Ctr For Asian Culture	249
27-1111-0003001	Dist Engr College Professor-Rajurkar	239	27-2811-0007001	Schweser Fund	249
27-1112-0004001	Ludwickson College Prof-Lou	239	27-4101-0014001	Chancellors Office	253
27-1112-0020005	Awards	239	27-4207-0001001	Admissions	255
27-1117-0003001	Henson Fund Prof-Sharif	239	27-4211-0001001	Un Fdn-Short Term Loan Counseling Fd	255
27-1119-0020005	Awards	239	27-9839-0010	Instruction-Anticipated Activity	264
27-1120-0002001	Vranek Fund-Tadros Professorship	239	27-9839-0020	Research-Anticipated Activity	264
27-1201-0006001	Mohr Fund Excellence-Paul, P	240	27-9839-0030	Public Service-Anticipated Activity	264
27-1201-0008001	VC Research	240	27-9839-0040	Academic Support-Anticipated Activity	264
27-1405-0001001	Kearns College Prof-Shipley	241	27-9839-0050	Student Services-Anticipated Activity	264
27-1406-0001001	Seaton College Professor-Sass & Waiklin	241	27-9839-0060	Institutional Admin-Anticipated Activity	264
27-1502-0004001	Cline Williams-F A Wright Col Prof	242	27-9839-0080	Student Financial Support-Anticipated Ac	264
27-1502-0006001	Robert J Kutak College Professor	242			
27-1502-0007001	Ross Mccullum College Professor	242			
27-1502-0008001	Sherman S Welpton Jr College Prof	242			
27-1502-0009001	Dunlap College Professor	242			
27-1502-0010001	Steinhart Fdn College Professor	242			
27-1502-0011001	Margaret R Larson College Prof I	242			
27-1502-0012001	Richard H Larson College Professor	242			
27-1502-0015001	Henry M Grether College Professor	242			
27-1502-0016001	Margaret R Larson College Prof III	242			
27-1502-0021001	General Administrative - Law College	242			
27-1502-0022001	Law College Staff	242			
27-1502-0037001	Schmoker College Prof-Willborn, S.	242			
27-1502-0038001	Margaret R Larson College Prof-Lyons, W.	242			
27-1502-0043001	M S Hevelone College Prof-Duncan;Richard	242			
27-1502-0053001	Law College	242			
27-1702-0001001	College Ed & Human Sci Dev	246			

NUMERIC LISTING OF COST OBJECTS
University of Nebraska - Lincoln
Institute of Ag & Natural Resources

21-6102-0001	CASNR Dean-Operating	265	21-6205-4000	ARD-F&A	267
21-6102-0002	CASNR Dean-Recruitment	265	21-6220-0001	AgLEC-Research Operating	267
21-6102-0003	CASNR-Dean Retention	265	21-6221-0001	Biological Systems Engineering	267
21-6102-0004	CASNR-Dean Placement	265	21-6221-5200	POE - BSE Research	267
21-6103-0001	CASNR-Special	265	21-6222-0001	Agronomy - Horticulture Research	267
21-6103-0002	CASNR-Instruction Improvement	265	21-6224-0001	Agricultural Economics Research	267
21-6120-0001	AgLEC-Education Operating	265	21-6224-5200	POE - Ag Econ Rsch	267
21-6121-0001	Biological Systems Engineering	265	21-6225-0001	Biometry	267
21-6122-0001	Agronomy - Horticulture Teaching	265	21-6226-0001	Animal Science	267
21-6124-0001	Agricultural Economics Teaching	265	21-6227-0001	Child Youth & Fam Studies	267
21-6125-0001	Biometry	265	21-6228-0001	Entomology	267
21-6126-0001	Animal Science	265	21-6230-0001	Biochemistry	267
21-6128-0001	Entomology	265	21-6230-5200	POE-Biochem Research	268
21-6130-0001	Biochemistry	265	21-6230-5201	POE-Redox Biology Center	268
21-6130-5200	POE-Biochem Teaching	265	21-6231-0001	Food Science & Technology Research	268
21-6131-0001	Food Science & Technology	265	21-6231-0002	Food Sci & Tech-Food Processing Cnt	268
21-6135-0001	Plant Pathology	265	21-6234-0001	Biotechnology	268
21-6136-0001	NHS-Hospitality/Resstr/Tourism Migm Tch	265	21-6235-0001	Plant Pathology	268
21-6138-0001	SNR Teaching	265	21-6236-0001	Nutrition & Health Sciences	268
21-6138-0005	SNRS-Survey Teaching	265	21-6236-5200	POE Nutr Health Sci Genomics	268
21-6138-0007	SNRS-Higley Teaching	265	21-6237-0001	Textiles Cloth & Design	268
21-6139-0001	Veterinary Biomedical Science	265	21-6238-0001	Nat Res Sci Research	268
21-6139-0002	Veterinary Biomedical Sci-Vet Ed Cnt	265	21-6238-0005	SNRS-Survey Research	268
21-6149-0004	EMED-Academic Program	265	21-6238-0006	SNRS-Coop F/W Rsch	268
21-6154-0001	WC Teaching	265	21-6238-0007	SNRS-Higley Research	268
21-6160-0001	Veterinary Medicine	265	21-6238-5200	POE - SNR Research	268
21-6161-0001	Center for Grassland Studies	265	21-6239-0001	Veterinary Biomedical Science	268
21-6161-0002	Center for Grassland Studies-PGA Prog	265	21-6239-0002	Veterinary Biomedical Sci-Diagnostic Lab	268
21-6162-0001	Plant Science-Teaching	265	21-6239-0003	Veterinary Biomedical Sci-Vet Ed Cnt	268
21-6162-5200	POE - PSI Teaching	265	21-6240-0001	Southeast Center	268
21-6163-0001	Cnt Applied Rural Innovation	265	21-6241-0001	Northeast Center	268
21-6168-0001	Pint Hlth-Teaching	265	21-6242-0001	West Central Rsch	268
21-6199-0001	Budget Adjustment Permanent Budget Adj	265	21-6242-0004	West Central Center Gudmunds Rsch Center	268
21-6204-0001	ARD Dean-Operating	267	21-6243-0001	Panhandle Center	268
21-6205-0003	ARD-Special	267	21-6243-0003	Panhandle Center High Plains Lab	268
21-6205-0004	Ard Interdisciplinary Research	267	21-6243-0004	Panhandle Cnt-Rhizomania Rsch	268
21-6205-0005	ARD-Innovative Research	267	21-6243-0005	Panhandle-Lionel Harris Building	268
21-6205-0006	ARD-Honors Program	267	21-6244-0001	Ag Research & Development Center Gen	268

NUMERIC LISTING OF COST OBJECTS
University of Nebraska - Lincoln
Institute of Ag & Natural Resources

21-6244-0002	ARDC Rsch & Educ Bldg Funds	268	21-6340-0001	Southeast Center	275
21-6244-0003	ARDC Maintenance Shop	268	21-6340-0002	SERec-Extension Educators	275
21-6246-0001	South Central Ag Lab Gen Op	268	21-6341-0001	Northeast Center	275
21-6248-0001	Industrial Ag Products Center	268	21-6341-0002	NERec-Extension Educators	275
21-6254-0001	Water Center Research	268	21-6342-0001	West Central Center	275
21-6260-0001	Veterinary Medicine	268	21-6342-0002	WCRec-Extension Educators	275
21-6261-0001	Center For Grassland Studies	268	21-6343-0001	Panhandle Center	275
21-6262-0001	Plant Science-Research	268	21-6343-0002	PHRec-Extension Educators	275
21-6262-5200	POE-PSI Research	268	21-6344-0001	ARDC/Ext Joint Appt. Funds	275
21-6262-5210	POE-PSI-Dr Yu	268	21-6348-0001	Industrial Ag Products	275
21-6262-5211	POE-PSI-Dr Mower	268	21-6352-0002	Statewide Learning Center	275
21-6263-0001	Cnt Applied Rural Innovation	268	21-6354-0001	Water Center Extension	275
21-6268-0001	Pint Hlth-Research	268	21-6361-0001	Center for Grassland Studies	275
21-6299-0001	Budget Adjustment Permanent Bdgt Adjust	268	21-6363-0001	Cnt Applied Rural Innovation	275
21-6306-0001	Dean Col Ed & Human Sci	274	21-6368-0001	Pint Hlth-Extension	275
21-6308-0001	CED Dean-Operating	274	21-6399-0001	Budget Adjustment Permanent Bdgt Adjust	275
21-6309-0002	CED-Educator Recruitment	274	21-6553-0001	Nebr Forest Service - Operating	280
21-6309-0006	CED-Special	274	21-6601-0001	IANR VC-General Operating	280
21-6309-0009	CED-Telecommunications	274	21-6601-0002	IANR VC-Institute Wide Activities	280
21-6320-0001	AgLEC-Extension Operating	274	21-6601-0003	IANR VC-Postage	280
21-6321-0001	Biological Systems Engineering	274	21-6601-0004	IANR VC-External Organizations	280
21-6322-0001	Agronomy-Horticulture Extension	274	21-6601-0005	IANR VC-Farm Foundation	280
21-6324-0001	Agricultural Economics	274	21-6601-0006	IANR VC-Special Events	280
21-6326-0001	Animal Science	274	21-6601-0007	IANR VC-Professorships	281
21-6327-0001	Child Youth & Fam Studies	274	21-6601-0009	IANR VC-Action Plan	281
21-6328-0001	Entomology	275	21-6601-0010	IANR VC-Faculty Activities	281
21-6329-0001	4H Youth Development	275	21-6601-0011	IANR VC-Publications	281
21-6331-0001	Food Science Extension	275	21-6603-0001	IANR-Utilities	281
21-6331-0002	Food Sci FPC Ext	275	21-6603-0003	IANR Self Insurance	281
21-6335-0001	Plant Pathology	275	21-6603-0008	IANR Prof Development Fund	281
21-6335-0002	Plant Pathology-Pest Diagnostic Clinic	275	21-6614-0001	Workers/Unemployment Comp	281
21-6336-0001	Nutrition & Health Sciences	275	21-6616-0001	IANR Finance And Personnel	281
21-6336-0002	NHS-Hospitality/Resirt/Tourism Mgm Ext	275	21-6617-0001	IANR Bus Off-Filley Hall/Food Ind	281
21-6337-0001	Textiles Clothing & Design	275	21-6617-0002	Natural Resources Business Center	281
21-6338-0001	Nat Res Sci Extension	275	21-6617-0003	Beadle Business Center	281
21-6338-0005	SNRS-Survey Extension	275	21-6617-0004	ASSIST Business Center	281
21-6339-0001	Veterinary Biomedical Science	275	21-6617-0005	ABE Business Center	281
21-6339-0002	Veterinary Biomedical Science-Vet Ed Cnt	275	21-6633-0001	Nebraska LEAD Program	281

NUMERIC LISTING OF COST OBJECTS
University of Nebraska - Lincoln
Institute of Ag & Natural Resources

21-6649-0001	EMED-Program Resources	281	22-6124-0030	AgEcon Teaching Rev-Royer	266
21-6649-0002	EMED-Program Services	281	22-6124-0032	AgEcon Teaching Rev-Supalla	266
21-6656-0004	Bldg Repr & Maint-Def Maint	281	22-6124-0042	AgEcon Teaching Rev-AgriBus/MBA Pgm	266
21-6657-0001	Equipment Institute Of Agriculture	281	22-6124-0101	AgEcon Teaching Rev-AgriBusiness	266
21-6658-0001	IANR Rural Initiative	281	22-6125-0001	Biometry Lab Fees	266
21-6659-0001	Info Services-Networking_East Campus	281	22-6126-0001	Animal Science Judging	266
21-6663-0001	CARI-Vice Chancellor	281	22-6126-0002	Animal Science Laboratory Fees	266
21-6699-0001	Budget Adjustment Permanent Bud Adjust	281	22-6128-0001	Entomology-Distance Ed Revolving	266
21-6699-0002	Budget Adjustmen Temporary Budget Adjus	281	22-6128-0002	Ento Teach Rev Lab Fees	266
21-6699-0004	Budget Adjustment Sub Prog Alloc Bal Fw	281	22-6128-0003	ENTO DIS Distance Activities	266
21-6699-0007	Budget Adjustment Unalloc F&A	282	22-6131-0003	Food Sci & Tech-Recruitment	266
21-6805-0001	IANR International Activities	282	22-6131-0005	FST-Great Plains Init Dist Ed Alliance	266
22-6102-0001	CASNR Dean-Gen Activities	265	22-6131-0006	FST Students Ireland Trip	266
22-6102-0004	CASNR Dean-Placement	265	22-6131-0007	FST Extended Educ-Bullerman	266
22-6103-0001	CASNR-Student Tech Fee	265	22-6131-0008	FST Extended Educ-Hutkins	266
22-6103-0002	CASNR-Ag Sci Lab Fees	265	22-6135-0001	Ext Ed Train Support Course Dev	266
22-6103-0003	CASNR Ext Ed Undergrad	265	22-6138-0001	Nat Res Sci Teaching Lab Fees	266
22-6103-0004	CASNR GP/Ida Distance Ed	265	22-6138-0003	SNRS Revolving Recruitment Publications	266
22-6103-0005	CASNR Ext Ed-Master of Ag	265	22-6138-0004	SNRS Soils Judging	266
22-6120-0001	AgLEC-General Activities	265	22-6138-0006	NRES 428/828 Teaching Supplement-Burbach	266
22-6121-0001	BSE Tech Fees	265	22-6139-0001	Vet Biomed Sci-Vet Hospital Clay Cnt	266
22-6121-0002	Biological System Engineering-Lab Fees	265	22-6139-0002	Vet Biomed Sci-Records Mgm Sys	266
22-6121-0003	BSE Eisenhauer Tch Revolving	266	22-6161-0001	CGS-PGM PGA Course	266
22-6121-0005	BSE Subbiah Tch Revolving	266	22-6161-0002	CGS-PGM PGA Lincoln Course	266
22-6121-0007	BSE Meyer Tch Revolving	266	22-6161-0003	CGS-PGM Lab Fees	266
22-6121-0008	BSE Schinstock Tch Revolving	266	22-6161-0004	CGS-PGM Revolving	266
22-6121-0009	BSE Koder Teaching Revolving	266	22-6161-0005	CGS-PGM Scholarships	266
22-6121-0011	BSE Prof Fees	266	22-6205-0001	ARD-General Activities	268
22-6122-0001	Agron - Hort Admin	266	22-6205-0002	ARD-Royalty Activities	268
22-6122-0003	Dist Ed-Revolving	266	22-6205-0003	ARD Res & Dev Income	268
22-6124-0001	AgEcon Teaching Rev-Administration	266	22-6205-0004	ARD Development Program	269
22-6124-0005	AgEcon Teaching Rev-Azzam	266	22-6221-0001	Biol Sys Engr-Rogers Farm	269
22-6124-0006	AgEcon Teaching Rev-Baker	266	22-6221-0002	BSE Boldt Rsch Revolving	269
22-6124-0010	AgEcon Teaching Rev-Conley	266	22-6221-0003	Biological Systems Engineeromg-Develop S	269
22-6124-0016	AgEcon Teaching Rev-Hanson	266	22-6221-0004	BSE Subiah Rsch Revolving	269
22-6124-0019	AgEcon Teaching Rev-Johnson	266	22-6221-0007	BSE Martin/Eisenhauer Rsch Revolving	269
22-6124-0025	Ag Econ Tch Rev-Lynne	266	22-6221-0008	BSE Schulte Rsch Revolving	269
22-6124-0027	AgEcon Teaching Rev-Perrin	266	22-6221-0011	BSE Veris Maintenance-Rsch Rev	269

NUMERIC LISTING OF COST OBJECTS
University of Nebraska - Lincoln
Institute of Ag & Natural Resources

22-6221-0012	BSE Vehicle 2A	269	22-6228-0006	ENTO STK Kambale	269
22-6221-0014	BSE Slava Adamchuk Rsch Revolving	269	22-6230-0001	Biochemistry Chemical Services	269
22-6221-0015	BSE Rsch On-Site	269	22-6230-0002	Biochem-Lab Isotope Biodynamics	269
22-6221-0017	BSE Irmak Rsch Revolving	269	22-6231-0001	Food Science & Technology Food Products	270
22-6222-0001	Agron-Hort Operations Admin	269	22-6231-0003	Food Science-Food Proc Cnt Tech Fee	270
22-6222-0002	12193 Agron Variety Testing Admin	269	22-6231-0006	Food Sci/FPC/FARRP	270
22-6222-0010	12055 Wheat Germplasm Admin	269	22-6231-0007	FARRP-Funded Faculty	270
22-6222-0013	Agro KGC Research Revolving	269	22-6231-0014	FoodSci Res Rev Thippareddi	270
22-6222-0034	NIR Analyzer	269	22-6231-0015	FoodSci Res Rev Cuppett	270
22-6222-0035	Agr Graef Combine	269	22-6231-0016	FoodSci Res Rev Peterson	270
22-6222-0036	Agr Graef Planter	269	22-6231-0026	FoodSci Res Rev Benson	270
22-6222-0037	Aghort Greenhouse & Growth Chambers	269	22-6231-0040	FoodSci Res Rev Wehling	270
22-6222-1001	Ithaca Agronomy Operations	269	22-6231-0043	FST Core for Applies Genomics & Ecology	270
22-6222-1031	12193 Variety Testing	269	22-6231-1030	FARRP General Account	270
22-6225-0001	Biometry-Statistical Srv	269	22-6231-1046	FARRP Soy Threshold	270
22-6225-0002	BIOM-KME Eskridge	269	22-6235-0001	Plant Pathology Microscope Service	270
22-6225-0004	Biom DBM Marx	269	22-6236-0001	Nutrition & Health Sciences-NSHM Operati	270
22-6225-0007	STAT SDK Kachman	269	22-6238-0001	Nat Res Sci Rsch Rev Miscellaneous	270
22-6226-0001	Animal Science Operations	269	22-6238-0002	Nat Res Sci Revolving Weather	270
22-6226-0002	Animal Science Meat Lab	269	22-6238-0003	Nat Res Sci Revolving Mead	270
22-6226-0003	Animal Science Dairy	269	22-6238-0004	Nat Res Sci Rsch Research Prairie Pines	270
22-6226-0004	Animal Science Beef Feed Lot	269	22-6238-0005	SNRS Revolving-Hu	270
22-6226-0005	Animal Science Poultry Operations	269	22-6238-0011	SNRS RR Nebr Hall	270
22-6226-0006	Animal Science Beef Physiology & Mgmt	269	22-6238-0012	Forestry Wildlife Vehicles	270
22-6226-0008	Animal Science Swine Farms	269	22-6238-0014	CSD Drilling Revolving	270
22-6226-0009	Animal Science Dalby Halleck Farm	269	22-6238-0015	CSD Drilling Project Revolving	270
22-6226-0010	Animal Science Feedmill	269	22-6238-0016	SNR IT/GIS Revolving	270
22-6226-0011	Animal Sci-Royalty Inc	269	22-6238-0017	CSD Soils Mapping Revolving	270
22-6226-0012	ANSC Index Line Royalty Revolving	269	22-6238-0019	SNR NESEN	270
22-6226-0015	ANSC Omega Royalty Revolving	269	22-6238-0020	Hardin Hall Key Deposit	270
22-6226-0016	ANSC CRC Calkins	269	22-6238-0021	SNR CALMIT Revolving	270
22-6226-0017	ANSC RUM Ruminant Nutrition	269	22-6238-0022	SNR CALMIT Field Work Revolving	270
22-6226-0021	ANSC PJK Kononoff	269	22-6238-0023	SNR CALMIT Aerial	270
22-6228-0001	Entomology Operations	269	22-6238-0024	SNR CALMIT Airborne Remote Sensing	270
22-6228-0002	Entomology Siegfried Operations	269	22-6238-0025	SNR RR Hydrogeochem Lab-Harvey	270
22-6228-0003	ENTO RJW Wright	269	22-6238-0028	SNR Test Hole Sibray	270
22-6228-0004	ENTO JEF Foster	269	22-6238-0029	SNR Survey Conference	270
22-6228-0005	ENTO LJM Meinke	269	22-6238-0031	SNR-GSI Support Revolving	270

NUMERIC LISTING OF COST OBJECTS
University of Nebraska - Lincoln
Institute of Ag & Natural Resources

22-6238-0032	SNR-Groundwater Modeling Lab revolving	270	22-6244-0003	ARDC Program Operations	271
22-6238-0033	SNR Research project - Larkin Powell	270	22-6244-0004	ARDC Development Fund	271
22-6238-0034	SNR Coulter Counter Op/Rpr/Maint	270	22-6244-0006	ARDC Technology Operations	271
22-6238-0035	SNR-RR-Vehicle Acct Fish & Wildlife Unit	270	22-6246-0001	South Central Ag Lab Revlg Op	271
22-6238-0036	SNR-CALMIT-ASPRS	270	22-6248-0001	Indust Ag Prod Cnt-Operations	271
22-6238-0037	SNR-RR-Tyre	270	22-6254-0001	WC Research Rev	271
22-6238-0038	SNR-Workroom	270	22-6254-0002	WC Water Sciences Lab Rev	271
22-6238-0040	SNR-RR-Hardin Hall Printer Srv Cnt	270	22-6263-0001	Cnt Applied Rural Innovation Revolving	271
22-6238-0041	SNR-RR-Survey Vehicle Srv Cnt	270	22-6309-0001	CED-General Activities	275
22-6238-0042	SNR-Holz Vehicle Srv Cnt	270	22-6309-0004	CED-Communications Activity	275
22-6238-0043	SNR-Verma Vehicle Srv Cnt	270	22-6321-0001	Biological Systems Engineering-Planning	275
22-6238-0044	SNR-Hygnstrom Vehicle Acct	270	22-6321-0003	Biol Sys Engr-Chemigation	275
22-6238-0045	SNR-Wildlife Plotter	270	22-6321-0004	BSE Franti Ext Revolving	275
22-6238-0046	SNR-Harvey Vehicle Account	270	22-6321-0005	BSE Physical Groundwater Models	275
22-6239-0001	Vet Biomed Sci-Vet Biomed Sci Oper	271	22-6321-0006	BSE Hygnstrom/Woldt Ext Workshops	275
22-6239-0002	Vet Biomed Sci-Diagnostic Lab	271	22-6321-0009	BSE Morgan Ext Revolving	275
22-6239-0003	VBMS Mead Operations	271	22-6321-0010	BSE Woldt Ext Revolving	275
22-6239-0004	Vet Biomed Sci-Royalty Inc	271	22-6321-0011	BSE VVWCD Ext Revolving	275
22-6239-0007	VBMS Rsh Rev Osorio	271	22-6321-0012	BSE Henry Ext Rev	275
22-6239-0008	VBMS Rsh Rev Rogers	271	22-6321-0014	BSE Dvorak Ext Rev	275
22-6239-0009	VBMS DRR Barletta	271	22-6321-0016	BSE Ext Rev Jasa	275
22-6239-0010	VBMS DRR Broderson	271	22-6321-0018	BSE Ext Rev Adamchuk	275
22-6239-0012	VBMS DRR Doster	271	22-6321-0019	BSE Ext-Ventilation Workshops	276
22-6239-0014	VBMS DRR Kelling	271	22-6321-0022	BSE Ext Hay	276
22-6239-0015	VBMS DRR Lou	271	22-6322-0001	Agronomy Soil & Pit Testing Service	276
22-6239-0016	VBMS DRR Moxley	271	22-6322-0002	753 Crop Production Admin	276
22-6239-0018	VBMS DRR Admin	271	22-6322-0010	Ag-Pesticide Education	276
22-6241-0001	Northeast Center Operations	271	22-6324-0003	Ag Economics-Farm Financial Mgmt	276
22-6242-0001	West Central Station Operations	271	22-6324-0012	AgEcon Extension Rev-Cornhusker	276
22-6242-0002	West Central Center Gudmunds Rsch Center	271	22-6324-0013	AgEcon Extension Rev-Lubben	276
22-6242-0003	WCREC Water Lab	271	22-6324-0020	AgEcon Extension Rev-Jose	276
22-6243-0001	Panhandle Center Operations	271	22-6324-0025	AgEcon Extension Rev-Lynne	276
22-6243-0002	Panhandle Center Crops	271	22-6324-0046	AgEcon Extension Rev-Mark	276
22-6243-0003	Panhandle Center Livestock	271	22-6324-0102	AgEcon Extension Rev-Aiken	276
22-6243-0004	Panhandle Center Hpal	271	22-6324-0112	AgEcon Extension Rev-Beginning Farmer	276
22-6243-0006	Small Research Plot Operation	271	22-6326-0001	Animal Science Extension Activities	276
22-6244-0001	ARDC Facilities Operations	271	22-6327-0001	Child Youth & Fam-Exten Operations	276
22-6244-0002	ARDC Farming Operations	271	22-6328-0001	Entomology-Extension Operations	276

NUMERIC LISTING OF COST OBJECTS
University of Nebraska - Lincoln
Institute of Ag & Natural Resources

22-6328-0002	ENTO FPB Baxendale	276	22-6343-0002	Panhandle Center Extension User Fees	277
22-6329-0001	4H Curriculum	276	22-6343-0004	Pahandle Computer Lab	277
22-6329-0002	4H Foundation Clearing	276	22-6343-0005	PREC Crop Management Workshop	277
22-6329-0004	State 4H Camp	276	22-6343-0006	PREC Citizenship Washington Focus	277
22-6329-0005	Eastern 4H Camp	276	22-6343-0008	PREC Womens Health Conference	277
22-6329-0006	South Central 4H Camp	276	22-6343-0009	PREC Western NE Early Childhood Conf	277
22-6329-0007	4H Citizenship/Civic Ed	276	22-6343-0010	PREC Range Beef Cow Symposium	277
22-6329-0008	4H Out-of-School	276	22-6344-0001	ARDC-Plant/Pest Diag	277
22-6329-0009	4H Environment/Outdoor Ed	276	22-6344-0002	ARDC-Solution Days	277
22-6329-0010	4H Leadership/Personal Dev	276	22-6354-0001	WC Extension Rev	277
22-6329-0011	4H Science & Technology	276	22-6354-0002	WC Copier Liedle	277
22-6329-0012	4H System Management	276	22-6361-0001	Center for Grassland Studies Ext Opers	277
22-6329-0013	4H State Fair	276	22-6361-0002	CGS Ext Rev-Baquet	277
22-6329-0014	4H Horsemanship	276	22-6363-0001	Cnt Applied Rural Innovation Revolving	277
22-6329-0015	4H Contests	276	22-6553-0001	Nebr Forest Service - Contracts	280
22-6331-0001	Food Sci FPC Workshops	276	22-6553-0002	NFS-Ed/Outreach	280
22-6331-0002	FST Food Certification	276	22-6553-0003	NFS-Prop/Equip	280
22-6331-0004	FPC Serv Safe	276	22-6553-0004	NFS-Smokey Materials	280
22-6331-0005	Small Food Manufacturers Conference	276	22-6553-0006	NFS-Vehicles	280
22-6335-0001	Plant Pathology-Pest Diag Clinic Revlg	276	22-6603-0001	IANR VC-General Activites	281
22-6336-0001	Nutr & Health Sciences-Ext Revolving	276	22-6603-0005	IANR North Central Workshops	281
22-6337-0001	TCD Operations Extension	276	22-6603-0006	IANR General Operating	281
22-6338-0002	Nat Res Sci Extension Conferences	276	22-6616-0001	IANR F&P Operations	281
22-6338-0004	Nat Res Sci Extension Handbook	276	22-6616-0002	IANR F&P Cost Accounting	281
22-6338-0008	SNR Sales Revolving	276	22-6633-0002	LEAD Enhancement Fund	281
22-6338-0010	SNRS Hardin Hall Events	276	22-6649-0001	EMED Service Center	281
22-6339-0001	Vet Biomed Sci-Ext Activities	276	22-6649-0002	Communications & Info Tech	281
22-6339-0002	VBMS George Young Conf	276	22-6649-0003	CIT Comm/Info Tech DEAL Revolving	281
22-6339-0003	VBMS Ext Rev Smith	276	22-6649-0005	CIT Elect Media Service Cnt	281
22-6339-0004	VBMS Ext Rev Rupp	276	22-6649-0006	CIT Distance Ed Srv Cnt	281
22-6339-0005	Vet Bio Sci-Ext Epidemiology Conf	276	22-6649-0007	CIT Video Production	281
22-6340-0001	Southeast Center Exten Operations	276	22-6649-0008	CIT Art/DTP/Editing	281
22-6340-0002	SEREC-Special Projects	276	22-6649-0009	CIT Distribution Srv Cnt	281
22-6341-0001	Northeast Cnt-Extension Revolving	277	22-6649-0010	CIT Visuals	281
22-6341-0002	Northeast Ctr-Extended Education Revolvi	277	23-6205-0001	ARD-Husker Genetics Oper	274
22-6342-0001	West Central Center Exten Operations	277	23-6221-0001	BSE Tractor Test Lab	274
22-6342-0002	West Central Cnt-Crop Testing	277	23-6242-0010	WCREC Keith County Water Laboratories	274
22-6342-0004	WCREC Ranch Practicum	277	23-6324-0001	AgEcon Extension Aux-Nebr Farm Bus. Inc	279

NUMERIC LISTING OF COST OBJECTS
University of Nebraska - Lincoln
Institute of Ag & Natural Resources

23-6340-0011	SREC-Crop Mgmt Diagnostic Clinic	279	25-6228-0127001	Entomology	272
23-6343-0001	PREC Aux-Elliott Bldg	279	25-6230-0016001	DOE DEFG0300ER15044 Role Rubisco Small S	272
23-6343-0002	PREC Multi-Cultural Pgm	279	25-6231-0123001	Food Science & Technology	272
23-6343-0003	PREC High Plains Ranch Practicum	279	25-6231-0126001	Food Science & Tech	272
23-6363-0004	CARI Buy Fresh Buy Local	279	25-6231-0126002	USDA Subbiah Improving Safety Shell Eggs	272
23-6553-0001	Nebr Forest Service Conservation Trees	280	25-6235-0112210	MRF FY 09-10 21-103 / W-1150	272
23-6553-0002	Nebr Forest Service Fire Shop	280	25-6235-0140001	Plant Pathology	272
23-6649-0001	CIT Publication Sales	282	25-6235-0145001	Plant Pathology	272
23-6697-0001	Agricultural Clearing Finance Office	282	25-6237-0055210	MRF FY10 37-033/S-1026	272
24-6226-0252001	Animal Science	271	25-6238-0173021	DOE-OBBER: VERMA	272
24-6230-0079001	NIH Role of Hyaluronan Matrix in Prostat	271	25-6238-0173032	DOE-OBBER: Misc-8 Tech/Schimelfenig	272
24-6230-0082001	NIH Structural Insights into Redox Homeo	271	25-6238-0261001	Rangeland & Forage Geospatial Decision S	272
24-6230-0096001	Biochemistry	271	25-6238-0272210	McStennis FY09 40-044	272
24-6230-0098002	Biochemistry	271	25-6238-0274001	NASA Land Cover Land Use Change Effects	272
24-6230-0098003	Biochemistry	271	25-6238-0318210	McStennis FY09 38-050	272
24-6230-0098007	Biochemistry	271	25-6238-0327001	SNRS	272
24-6230-0098008	Biochemistry	271	25-6238-0372001	SNR	272
24-6230-0098014	NIH Redox Franco	271	25-6238-0379210	McStennis FY09 38-060	272
24-6230-0104001	Biochemistry	271	25-6238-0387001	SNR	272
24-6235-0108001	NIH DNA Replication/Gene Exprt Chiorella	271	25-6238-0421001	SNR	272
24-6235-0170001	Plant Pathology	272	25-6238-0443210	McStennis FY09 38-074	272
24-6236-0051001	Nutritional Science	272	25-6238-0471001	SNR	272
24-6239-0185001	Veterinary & Biomed	272	25-6238-0477210	SNRS	272
24-6239-0193001	Veterinary & Biomed	272	25-6238-6002006	NCFWRU - RWO #6 Total Vegetation Control	272
24-6239-0194001	Veterinary & Biomed	272	25-6238-6006001	SNR	272
24-9879-0020	IANR Budget Adjustments	283	25-6239-0208001	Veterinary & Biomed	272
25-6135-0034001	Plant Pathology	267	25-6241-0115002	NEREC	272
25-6205-0040001	CSREES FY 04-05 SARE Administration	272	25-6242-0087210	MRF FY10 28-091/ S -1030	273
25-6205-0042002	CSREES FY 05-06 SARE Administration	272	25-6243-0185001	USDA Improving Organic Farming Systems	273
25-6221-0112001	USDA NRCs Subsurface Drip Irrigation & R	272	25-6243-0214002	USDA RMA Enhance Irrig Hergert/Burgener	273
25-6222-0284001	Agronomy	272	25-6243-0214003	USDA RMA Enhance Supalla/Martin	273
25-6222-0293001	Agronomy	272	25-6261-0008210	Ctr Grassland	273
25-6222-0305001	Agronomy	272	25-6309-0004110	EFNEP Hall/Adams	277
25-6222-0340001	Agronomy	272	25-6309-0004210	EFNEP Lancaster	277
25-6222-0359001	Agronomy	272	25-6309-0004310	EFNEP Nutritional Sciences	277
25-6228-0091001	USDA Improving Organic Farming Wright	272	25-6309-0004410	EFNEP Douglas	277
25-6228-0105001	Entomology	272	25-6309-0004910	EFNEP Youth Obesity & Physical Fitness	277
25-6228-0110001	Entomology	272	25-6309-0037003	CSREES FY05-06 SARE Administration	277

NUMERIC LISTING OF COST OBJECTS
University of Nebraska - Lincoln
Institute of Ag & Natural Resources

25-6321-0177001	Biological Systems Eng	277	26-6221-0189001	Biological System Eng	273
25-6322-0225209	Urban Gardening	277	26-6222-0059011	Selecting Wheat Dom-Markets 09-10	273
25-6322-0225210	Urban Gardening	277	26-6222-0126001	Raikes/Othmer Prof - Mackenzie; Sally	273
25-6322-0378210	Agronomy	277	26-6222-0127001	Othmer Match - Mackenzie; Sally	273
25-6324-0053002	USDA North Central Risk Mgmt Ed Admin	277	26-6222-0127002	Othmer Match Operating - Mackenzie; Sall	273
25-6324-0081002	Ag Economics	277	26-6222-0201001	USGA Buffalograss Breeding Evaluation an	273
25-6324-0095210	Ag Economics	277	26-6222-0261001	Assessment of Ethanol Release	273
25-6329-0001209	Urban 4H & Youth Development	277	26-6222-0291001	Agronomy	273
25-6329-0002209	Rural 4H & Youth Development	277	26-6222-0328001	Agronomy	273
25-6329-0021100	4-H & Youth Develop	277	26-6222-0380001	Agronomy	273
25-6329-0025209	CT State 4H Office	277	26-6228-0124001	Entomology	273
25-6329-0044002	CSREES NE CYFAR UNL	277	26-6232-0004001	Turfgrass Research	273
25-6329-0044003	CSREES NE CYFAR Gage County	277	26-6235-0019011	Wheat Bd-Winter Wheat Loss 09-10 Wegulo	273
25-6329-0044004	CSREES NE CYFAR Scottsbluff County	277	26-6235-0134001	Plant Pathology	273
25-6329-0047701	4-H & Youth Develop	277	26-6238-0389001	SNR	273
25-6329-0047703	4-H & Youth Develop	277	26-6238-0411001	SNR	273
25-6329-0047800	4-H Program Management	277	26-6238-0413002	SNR	273
25-6338-0004210	RREA Forestry	277	26-6238-0415001	SNR	273
25-6338-0333001	Entomology	278	26-6238-0417001	SNR	273
25-6340-0091210	CT Family Programming	278	26-6238-0420001	SNR	273
25-6341-0119002	Northeast R&E Center	278	26-6238-0430001	SNR	273
25-6343-0208001	Panhandle Center	278	26-6238-0468001	SNR	273
25-6553-0001001	FS Cooperative Forestry Programs	280	26-6238-5010001	SNR	273
25-6553-0026001	NE FOREST SERVICE	280	26-6238-6001172	NCFWRU- NGPC Angler Behavior 10	273
25-6805-0016022	International Programs	282	26-6238-6001181	NCFWRU - NGPC Invasive Yr 1	273
25-6805-0043001	International Programs	282	26-6238-6004001	Monitoring Mapping & Risk Assessment	273
25-6805-0043002	International Programs	282	26-6239-0190001	Veterinary & Biomed	273
25-6805-0043070	Project Management - Admin	282	26-6239-0190002	Veterinary & Biomed	273
25-7408-0001001	ARS RLH MARC	282	26-6248-0037001	Industrial Ag Produc	273
25-7408-0002001	RLH MARC-Resale & Reuse	282	26-6254-0018011	NE DNR: Task Order #10 Republican River	273
25-7408-0004001	Agency-Operations-IANR	283	26-6321-0120001	NE Environmental Trust Odor Footprint To	278
25-9879-0020	IANR Budget Adjustments	283	26-6321-0126001	Biological Systems Eng	278
25-9879-7410	IANR Budget Adjustments-Agency	283	26-6321-0137001	Biological Systems Eng	278
26-6103-0014001	Nebraska Fdn For Ag Awareness	267	26-6321-0156001	Biological Systems Eng	278
26-6138-0345001	SNR	267	26-6321-0169001	Biological Systems Eng	278
26-6205-0045001	Ag Rsch Deans Office	273	26-6336-0055904	Nutritional Science & Diet	278
26-6221-0034001	DOE Develop Test Flux Measure Syst	273	26-6336-0055910	Nutritional Science & Diet	278
26-6221-0166001	Biological System Eng	273	26-6336-0055912	Nutritional Science & Diet	278

NUMERIC LISTING OF COST OBJECTS
University of Nebraska - Lincoln
Institute of Ag & Natural Resources

26-6336-0067002	Nutritional Science & Diet	278	27-6122-0009001	Eugene W. Price Prof Baenzinger	267
26-6336-0067003	Nutritional Science & Diet	278	27-6122-0010001	Distinguished Prof Award Messengale	267
26-6336-0067004	Nutritional Science & Diet	278	27-6122-0275001	Agronomy	267
26-6336-0067005	Nutritional Science & Diet	278	27-6124-0001001	Harlan College Professor -Hanson	267
26-6336-0067006	Nutritional Science & Diet	278	27-6124-0005001	Roberts College Prof-Perrin	267
26-6336-0067007	Nutritional Science & Diet	278	27-6124-0070001	Ag Economics	267
26-6336-0067008	Nutritional Science & Diet	278	27-6126-0003001	Wagner Prof-Klopfenstein	267
26-6336-0067009	Nutritional Science & Diet	278	27-6126-0011001	NE Cattlemens Prof-Calkins, C.	267
26-6336-0067010	Nutritional Science & Diet	278	27-6126-0013001	Omtvedt Prof-Rodger Johnson	267
26-6336-0067011	Nutritional Science & Diet	278	27-6131-0001001	Morrison College Professor-Hanna	267
26-6336-0067012	Nutritional Science & Diet	278	27-6131-0002001	Maxcy College Prof-Taylor	267
26-6336-0067013	Nutritional Science & Diet	278	27-6131-0107001	Khem Shahani Prof-Hutkins	267
26-6336-0067014	Nutritional Science & Diet	278	27-6135-0001001	Allington Distinguished Prof-Van Etten	267
26-6336-0067015	Nutritional Science & Diet	278	27-6221-0117001	Monsanto Water Utilization Research	273
26-6336-0067016	Nutritional Science & Diet	278	27-6221-0139001	Biological Systems Eng	273
26-6336-0067017	Nutritional Science & Diet	278	27-6221-0140001	Biological Systems Eng	273
26-6336-0067018	Nutritional Science & Diet	278	27-6222-0008001	12181 Reduced Herb Weed Mgmt Martin	273
26-6338-0436001	SNR	278	27-6222-0020001	Horticulture Project 20-138	273
26-6338-0455001	SNR	278	27-6222-0211001	Bernards - Weed Science	274
26-6340-0029005	Lincoln Housing Authority NEP in Lancaster	278	27-6222-0324001	Agronomy	274
26-6340-0111001	SE RESEARCH & EXTENSION CENTER	278	27-6228-0001001	Mayo Dept Discretion Industry Donors	274
26-6340-0154001	SE RESEARCH & EXTENSION CENTER	278	27-6228-0007001	Siefried Industry Corn Earworm	274
26-6341-0084001	Northeast R&E Center	278	27-6235-0002002	Van Etten Seminar Virology Fall 2004	274
26-6341-0087001	Northeast R&E Center	278	27-6241-0001001	Swine - Brumms Nerec #42-023	274
26-6341-0099001	Northeast R&E Center	278	27-6241-0004001	Cattle - Mader Nerec #42-007	274
26-6341-0108001	Northeast R&E Center	278	27-6242-0001001	Weed Control Research - Wicks	274
26-6346-0029001	South Central Center	278	27-6243-0001001	Panh R&E Ctr Gen Rsch Fund - Soils Prog	274
26-6363-0035001	Center for Applied Rural Innovation	278	27-6243-0002001	William F Fawcett Fund	274
26-6364-0003003	NDOR - NE LTAP 07	278	27-6243-0004001	Dryland Cropping Systems Rsch Fund	274
26-6364-0011001	Tech Transfer Center	278	27-6243-0005001	Grain Breed&Cult Stud Fund - Baltensperg	274
26-6365-0001002	Administration	278	27-6243-0008001	Weed Control Res Fund - Wilson	274
26-6445-0068008	NE Military Dept Geographic Info	279	27-6243-0009001	Plan Diseases Research Fund - Harveson	274
26-6553-0001001	Lower Platte South Nrd	280	27-6243-0010001	Sugarbeet Yield Research Fund	274
26-6553-0002001	Lower Loup Nrd	280	27-6243-0012001	Research Grant Account - Smith	274
26-7407-0010001	A*Dec	283	27-6243-0140001	Potato Research	274
26-7408-0030001	Agency-Operations-IANR	283	27-6243-0220001	Panhandle	274
26-9879-0020	IANR Budget Adjustments	283	27-6243-0245001	PHREC	274
27-6122-0008001	Sunkist Fiesta Bowl Prof Moser	267	27-6246-0004001	Insect Management Industry WRIGHT	274

NUMERIC LISTING OF COST OBJECTS
 University of Nebraska - Lincoln
 Institute of Ag & Natural Resources

27-6320-0025001	AgLec	279
27-6322-0319001	Agronomy	279
27-6324-0049001	Eighmy Farm Mgmt Fund	279
27-6335-0001002	Miscellaneous Donors Extension - Jackson	279
27-6335-0051001	Miscellaneous Donors	279
27-6340-0002001	Extension Educators-Lancaster Cnty	279
27-6340-0056001	Dodge Co 4-H Ag Society	279
27-6340-0066001	Extension Assistant - Nemaha County	279
27-6340-0086001	Kimmel Foundation Ext Tech Support Fund	279
27-6340-0138001	SE RESEARCH & EXTENSION CENTER	279
27-6340-0143001	SE RESEARCH & EXTENSION CENTER	279
27-6341-0081001	Northeast R&E Center	279
27-6341-0086001	Northeast R&E Center	279
27-6341-0114001	Northeast R&E Center	279
27-6342-0046001	Extension Educators-Buffalo County	279
27-6342-0095001	West Central Research & Extension Center	279
27-6342-0099001	West Central Research & Extension Center	279
27-6343-0048001	Extension Educators - Sheridan County	279
27-6343-0095001	Extension Educators Kimball Banner Count	279
27-6343-0096001	Extension Educators Cheyenne County	279
27-6601-0001002	Harlan Vice Chancellor-Owens; John	282
27-6601-0004001	VC IANR	282
27-6633-0001001	Nebr Leadership Training	282
27-6638-0001001	Nebraska Statewide Arboretum FdN	282
27-9879-0020	IANR Budget Adjustments	283

NUMERIC LISTING OF COST OBJECTS
University of Nebraska - Lincoln
Nebraska College of Technical Agriculture

21-6730-0010	Admin-Dean Operations	284
21-6730-0020	Admin-Business Operations	284
21-6730-0030	Admin-General Institution	284
21-6730-0031	Admin-Utilities	284
21-6730-0040	Admin-Information Systems	284
21-6740-0010	Instr-Agribusiness Mgm	284
21-6740-0020	Instr-Ag Production	284
21-6740-0030	Instr-Vet Technology	284
21-6740-0040	Instr-Horticulture	284
21-6740-0050	Instr-General Ed	284
21-6750-0010	Student Services	284
21-6750-0020	Stdnt Srv-Library	284
21-6750-0030	Stdnt Srv-Admissions/Recruiting	284
21-6760-0010	Fac Oper-Maint	284
21-6760-0011	Fac Oper-Custodial	284
21-6760-0012	Fac Oper-Grounds	284
21-6799-0001	Budget Adjustment Permanent Bdgt Adj	284
22-6730-0011	Admin-Student Fees	284
22-6730-0020	Admin-Business Operations	284
22-6730-0021	Admin-Farm Operations	284
22-6730-0030	Admin-General Institution	284
22-6730-0031	Admin-Transportation Activities	284
22-6730-0040	Admin-Information Systems	284
22-6740-0010	Instr-Agribusiness Mgm	284
22-6740-0020	Instr-Ag Production	284
22-6740-0030	Instr-Vet Technology	284
22-6740-0040	Instr-Horticulture	284
22-6750-0010	Student Services	284
22-6750-0011	Student Activities	284
22-6750-0020	Stdnt Srv-Library	284
22-6750-0030	Stdnt Srv-Admissions/Recruiting	284
22-6760-0010	Fac Operations	284
23-6730-0020	Admin-Bookstore Operations	284
23-6730-0021	Admin-Cafeteria Operations	284
23-6730-0022	Admin-Dorm Operations	284
23-6730-0023	Admin-Dorm Improvements	284
23-6730-0025	Admin-Student Union	284

NUMERIC LISTING OF COST OBJECTS
University of Nebraska Medical Center

31-0105-0014	Sponsored Program Administration	286	31-0920-0001	COD Growth & Development	288
31-0105-0016	Clinical Research Financial Compliance	286	31-0920-3002	COSTSHARING/ 36-0115-1001-001	288
31-0105-0024	Institutional Review Bd	286	31-0925-0001	Surgical Specialties	288
31-0105-0034	Inst Animal Care & Use Committee	286	31-0930-0001	COD Adult Restorative Dentistry	288
31-0105-0044	Vice Chancellor-Academic Services	286	31-0935-0005	POE-Diagnostic Dental Education	288
31-0105-0046	Vice Chancellor for Academic Affairs	286	31-0935-0011	COD Learning Resources	288
31-0105-0047	COST SHARING FOR 36-0115-1001-001	286	31-0937-0001	Hospital Dentistry	288
31-0105-0048	Vice Chancellor-Acad Affairs-Start up Pk	286	31-0937-3000	COSTSHARING/ 34-5507-1022-018	288
31-0105-0052	Comparative Medicine	286	31-0937-3003	COSTSHARING/ 36-0905-1008-001	288
31-0105-0064	Director/Intellectual Properties	286	31-0937-3004	COSTSHARING/ 34-5507-1022-019	288
31-0105-0094	Biosafety Officer	286	31-1201-0004	Dean Graduate Studies	290
31-0105-0114	ADIS Project	286	31-1201-0044	Graduate Application Fee(\$25)	290
31-0105-3000	COSTSHARING/ 36-0115-1002-002	286	31-1201-0094	POE-Graduate Student Stipends	290
31-0117-0002	Compliance Officer	286	31-1201-0104	Graduate Assistantships	290
31-0401-0001	Allied Health Assoc Dean	287	31-1201-3002	COSTSHARE/ 36-0115-1001-001	290
31-0401-0050	Allied Health Special Tuition Increase	286	31-1201-3007	COSTSHARING/ 36-0115-1002-002	290
31-0401-0075	SAHP PA & PT Increase Enrollment 2009	286	31-1203-0001	Post Doctoral Education Office	290
31-0401-0500	SAHP Online Worldwide	286	31-1209-0001	Vice Chancellor Research	290
31-0403-0001	Phy Asst Training Program	286	31-1209-0020	Assoc VC-Clinical Research	290
31-0403-3000	COSTSHARING 34-5228-1003-001	286	31-1209-0100	Governmental Relations	290
31-0405-0001	School Clinical Perfusion Sci	286	31-1209-0200	Pacific Rim Prgs Development Project	290
31-0409-0001	CLS (Clinical Lab Science)	286	31-1601-0006	Library Salaries	290
31-0409-3000	COSTSHARING 34-5228-1003-001	287	31-1601-0007	COST SHARING FOR 36-0115-1001-001	290
31-0411-0001	Physical Therapy Instruction	287	31-1601-3005	COSTSHARING/ 36-1603-4001-004	290
31-0411-3001	COSTSHARING/ 36-1822-2001-001	287	31-1601-3006	COSTSHARING/ 36-0115-1002-002	290
31-0411-3002	COSTSHARING 34-5228-1003-001	287	31-1603-0006	Library General	290
31-0411-3003	COSTSHARING/ 34-5228-1003-003	287	31-1605-0006	Library Books	290
31-0901-0004	Dean College of Dentistry	288	31-1607-0006	Library Periodicals	290
31-0901-0050	COD Special Tuition Increase	288	31-1801-0010	CON Office	291
31-0901-3001	COSTSHARING/ 36-0905-1001-001	288	31-1801-0015	POE-Expansion of BSN Enrollments	291
31-0901-3003	COSTSHARING/ 36-0115-1002-002	288	31-1801-0016	POE-Interdiscipl Bio Prep Train Sim	291
31-0905-0001	COD Graduate Research	288	31-1801-0034	CON Learning Center	291
31-0905-0011	General Dentistry Travel	288	31-1801-0050	CON Special Tuition Increase	291
31-0905-0024	Computer Support	288	31-1801-0101	Undergraduate Nursing	291
31-0905-0191	General Dentistry Departmental Research	288	31-1801-0103	Student Services	291
31-0910-0001	COD Dental Hygiene	288	31-1801-0334	CON Distr Of Indirect Cost	291
31-0915-0001	COD Oral Biology	288	31-1801-0444	CON Primary Care	291
31-0915-0004	COST SHARING FOR 36-0915-2019-003	288	31-1801-0445	Family Health Care Center(SONA)	291

NUMERIC LISTING OF COST OBJECTS
University of Nebraska Medical Center

31-1801-3004	COSTSHARING/ 36-1801-2006-001	291	31-1905-7087	COSTSHARING/ 36-1905-2139-001	293
31-1805-0001	Nursing Instruct-General Summer Ses	291	31-1905-7088	COSTSHARING/ 34-1905-1008-019	293
31-1807-0001	Nurs-Com Hlth, Geron M/H	291	31-1905-7091	COSTSHARING/ 34-1901-2109-007	293
31-1809-0001	Nurs-Adult Hlth & Illness	291	31-1905-7092	COSTSHARING/ 34-1901-2109-008	293
31-1811-0001	PAES-Parent/Child Adm-Ed&Sci	291	31-1905-7093	COSTSHARING/ 34-1901-2109-015	293
31-1813-0011	Niedfelt Nsg Rsch Ctr	291	31-1905-7094	COSTSHARING/ 34-1901-2109-016	293
31-1822-0014	CON Administration - Lincoln	291	31-1905-7095	COSTSHARING/ 34-1901-2109-016	293
31-1823-0011	Distance Education & Technology	291	31-1905-7096	COSTSHARING/ 34-1901-2109-020	293
31-1824-0021	Nursing Instruc-General West Nebraska	291	31-1905-7097	COSTSHARING/ 34-1905-2142-105	293
31-1825-0031	Nursing Instr - Kearney	291	31-1905-7098	COSTSHARING/ 34-1905-2142-305	293
31-1826-0001	College of Nursing - Northern Division	291	31-1905-7100	COSTSHARING/ 36-1905-2175-006	293
31-1899-0218	Nursing-Permanent Budget Adj	291	31-1905-7101	COSTSHARING/ 36-1905-2146-001	293
31-1905-0002	Eppley Administration	292	31-1905-7102	COSTSHARING/ 35-1905-2026-001	293
31-1905-0006	Eppley Media and Education	292	31-1905-7103	COSTSHARING/ 36-1905-2150-001	293
31-1905-0012	Eppley Director	292	31-1905-7104	COSTSHARING/ 36-1905-2151-001	293
31-1905-0022	Eppley Faculty Research	292	31-1905-7105	COSTSHARING/ 36-1905-2149-001	293
31-1905-0032	Eppley Facilities & Maintenance	292	31-1905-7106	COSTSHARING/ 36-1905-2148-001	293
31-1905-0102	Eppley Recruitment	292	31-1905-7107	COSTSHARING/ 34-1905-2144-007	293
31-1905-0132	Eppley Graduate Studies	292	31-1905-7108	COSTSHARING/ 34-1905-1008-022	293
31-1905-0402	Eppley Seminars	292	31-1905-7109	COSTSHARING/ 36-1905-2153-001	293
31-1905-0502	Eppley Computing Technologies	292	31-1905-7111	COSTSHARING/ 36-1905-2157-001	293
31-1905-0603	Start Up-Dr. Cowan	292	31-1905-7112	COSTSHARING/ 35-1905-3010-001	293
31-1905-0604	Start Up-Dr. Solheim	292	31-1905-7113	COSTSHARING/ 34-1901-2110-008	293
31-1905-0620	Start Up	292	31-1905-7114	COSTSHARING/ 34-1901-2110-016	293
31-1905-0623	Start Up	292	31-1905-7115	COSTSHARING/ 34-1901-2110-016	293
31-1905-0628	Start Up-Dr. M. Brattain	292	31-1905-7116	COSTSHARING/ 34-1901-2110-020	293
31-1905-0635	Start up - Dr. Rene Opavsky	292	31-1905-7117	COSTSHARING/ 34-1905-2142-106	293
31-1905-0636	Start up-Dr. Jixin Dong	293	31-1905-7118	COSTSHARING/ 34-1905-2142-306	293
31-1905-3306	Eppley Indir Cost - Rizzino	293	31-2001-0004	College of Pharmacy	296
31-1905-3318	Eppley Indir Cost - Lockridge	293	31-2001-0050	COP Special Tuition	296
31-1905-5000	Eppley Special Budget Reduction	293	31-2001-0412	Start up Keith Olsen Dept Chair	296
31-1905-7000	COSTSHARING/ 34-1901-2108-027	293	31-2001-0442	Start Up-Joe Vetro	296
31-1905-7004	COSTSHARE/ 35-1905-3001-001	293	31-2001-0452	Start Up-Yazen Alnouti	296
31-1905-7053	COSTSHARING/ 36-5263-2004-001	293	31-2005-0001	Pharmaceutical Sciences	296
31-1905-7061	COSTSHARING/ 35-1905-3002-001	293	31-2005-0002	COST SHARING FOR 36-7127-2011-601	296
31-1905-7074	COSTSHARING/ 34-1901-2108-026	293	31-2005-0035	Jared Garrison Startup Account	296
31-1905-7075	COSTSHARING/ 34-1901-2108-026	293	31-2005-0505	POE-Ctr for Drug Delivery&Nanomedicine	296
31-1905-7080	COSTSHARING/ 36-1905-2123-001	293	31-2005-3001	COSTSHARE/ 35-1905-3001-001	296

NUMERIC LISTING OF COST OBJECTS
University of Nebraska Medical Center

31-2005-3007	COSTSHARE/ 35-2005-2012-001	296	31-2905-0221	Learning Env Enhancements	300
31-2005-3009	COSTSHARING/ 34-1905-1007-018	296	31-2905-0300	Sorrell Staff Support	300
31-2005-3010	COSTSHARING/ 36-2005-2072-001	296	31-2905-0311	Sorrell Operations/Maintenance	300
31-2005-3012	COSTSHARING/ 35-1905-3002-001	296	31-2905-0404	ADIS IT Support	300
31-2005-3015	COSTSHARING/ 36-2005-2081-001	296	31-2911-0200	Supplemental Video Support	300
31-2005-3019	COSTSHARING/ 34-2005-2039-501	296	31-3015-0051	RHEL Distance Center	301
31-2005-3020	COSTSHARING/ 36-2005-2089-001	296	31-3205-0002	Biotechnology	301
31-2005-3021	COSTSHARING/ 36-2005-2090-001	296	31-3205-0102	Structural Biology Core Lab	301
31-2005-3023	COSTSHARING/ 35-1905-3010-001	296	31-3205-0122	Computer Modeling Facility	301
31-2005-3024	COSTSHARING/ 36-2005-2089-002	296	31-3205-0142	Cell Production Unit	301
31-2005-3025	COSTSHARING/ 34-2005-2045-001	296	31-3205-0162	Nuclear Magnetic Resonance Core	301
31-2007-0004	College of Pharmacy General	296	31-3205-0182	Cell Analysis Core Facility	301
31-2009-0001	Pharmacy Practice	296	31-3205-0302	Hyridoma Core Facility-Johnson	301
31-2009-0002	COST SHARING FOR 36-2009-2030-001	296	31-3205-0332	Transgenic Mouse Facility - Salbaum	301
31-2009-0051	POE-Pharmaceutical Outcomes	296	31-3205-0432	Tag - McDonald	301
31-2009-3005	COSTSHARING 34-5228-1003-001	296	31-3205-0592	Microarray Core Facility	301
31-2009-3006	COSTSHARING/ 36-2009-2034-001	296	31-3205-0625	NE Center for Structural Biology-Gloria	301
31-2211-0004	Chancellor Program Devel	298	31-3205-0657	Nitroxide Radicals for MRI-Boska	301
31-2213-0109	Community Partnership Funding	298	31-3205-0660	High Throughput DNA Seq/Genot Core Fac-E	301
31-2213-0119	Campus Reallocation	298	31-3205-0720	Cancer Glycobiology-Pi Wan Cheng	301
31-2213-0200	Intl Health & Medical Education	298	31-3205-0740	Cancer Glycobiology-Pi Wan Cheng	301
31-2213-0500	Faculty Outstanding Performance Stipend	298	31-3205-0780	Mass Spectrometry	301
31-2215-0014	Unbudgeted O/H Income	298	31-3205-0790	Nanoimaging Core Facility for Molecular	301
31-2217-0004	Radiation Safety	298	31-3205-0832	Bioengineering a Medical Device-Stuberg	301
31-2217-0024	Radiation Waste Disposal	298	31-3205-0836	New Antimalarial Peroxide	301
31-2217-0054	Chemical Safety	298	31-3305-0004	Physical Plant Admin	301
31-2217-0074	Chemical Waste Disposal	298	31-3305-0014	Architectural / Engineering	301
31-2217-0104	Chem/Rad Spill Response Team	298	31-3307-0006	Deferred Maintenance	301
31-2299-0405	Academic Support Services	298	31-3309-0006	Building Repairs & Maintenance	301
31-2313-0001	University Tuition Assistance Grants	299	31-3309-0016	Physical Plant	301
31-2313-0003	University Opportunities Grants	299	31-3311-0006	Grounds	301
31-2313-0007	Collegebound Nebraska	299	31-3313-0006	Security	301
31-2599-0218	Academic Project Support	299	31-3313-0016	Security Dispatch	301
31-2599-0220	Faculty Diversity Funding	299	31-3331-0001	Purchased Utilities	302
31-2599-0240	Mandatory Remissions	299	31-3331-0006	Steam Generation	302
31-2599-0506	CA Annual Budget Surplus/Deficit	299	31-3331-0016	A/C-Supplies/Repair/Steam	302
31-2905-0044	Academic Systems Support	300	31-3331-0096	Incinerator Operations	302
31-2905-0111	Educational Intranet	300	31-3331-0116	Chilled Water	302

NUMERIC LISTING OF COST OBJECTS
University of Nebraska Medical Center

31-3331-0126	Electrical R & M	302	31-4313-0024	Finance Controls & Compliance	304
31-3333-0006	Communications Center	302	31-4313-0050	Infrastructure Support	304
31-3399-0089	Prior Year Utility Balance	302	31-4315-0024	Inventory Control	304
31-3805-0808	Custodial Salaries	302	31-4317-0004	Mail Service	304
31-4101-0004	Chancellor	303	31-4323-0014	EGAD	304
31-4101-0024	Vice Chancellor for External Affairs	303	31-4323-0094	Staff Diversity Specialist	304
31-4101-0064	Strategic Planning	303	31-4323-0204	Employee Relations	304
31-4103-0024	Vice Chancellor-Faculty Governance	303	31-4323-0224	Human Resources Information	304
31-4207-0004	Academic Records	303	31-4323-0244	Strategic Staffing & Compensation	304
31-4207-0054	Student Services 800 Number	303	31-4323-0264	Benefits and Records	304
31-4209-0014	Director of Student Services	303	31-4323-0274	New Employee Orientation	304
31-4209-3000	COSTSHARING/ 36-0115-1001-001	303	31-4323-0284	Human Resource Development	304
31-4209-3001	COSTSHARING/ 36-0115-1002-002	303	31-4323-0304	Human Resources Administration	304
31-4213-0004	Student Counseling Center	303	31-4324-0104	Executive Director	304
31-4213-0005	COST SHARING FOR 36-0115-1001-001	303	31-4324-0105	FEAP	304
31-4215-0004	Financial Aid	303	31-4325-0104	Personnel Consultants-Unemploy Comp	305
31-4215-0034	Student Fin Services	303	31-4325-0514	Personnel Emp Scholarship-Metro Tk	305
31-4217-0006	Student Health	303	31-4326-0004	Purchasing Department	305
31-4219-0004	Special Programs	303	31-4327-0004	Business Services	305
31-4219-0024	Student Services - Community Academy	303	31-4327-0007	Business Services Special	305
31-4219-0040	SIS Implementation	303	31-4327-0045	UNMC Safety	305
31-4221-0004	Minority Student Affairs / Dean Flechs	303	31-4332-0014	UNMC Wide Computing	305
31-4221-0005	COST SHARING FOR 36-0115-1001-001	303	31-4332-0204	Network-Based Support Services	305
31-4221-3003	COSTSHARING/ 36-0115-1002-002	303	31-4338-0014	DAS Acct Service Charge	305
31-4223-0004	Commencement	303	31-4338-0024	U-Wide System Support	305
31-4225-0004	Student Loan Accounting	303	31-4399-0218	Special Projects	305
31-4301-0014	Vice Chancellor Bus / Fin	304	31-4399-0304	Budget Adj 2003-04	305
31-4301-0044	Asst Vice Chancellor Bus/Fin	304	31-4399-0506	Budget Adjustment 05-06	305
31-4301-0054	Preparedness	304	31-4405-0004	Office of Public Affairs	306
31-4301-0064	Recycling	304	31-4405-0014	UNMC Today	306
31-4305-0004	Accounting and Business Systems Developm	304	31-4405-0024	Radio	306
31-4307-0004	General Accounting Office (GAO)	304	31-4405-0034	Community Relations	306
31-4307-0014	Payroll	304	31-4405-0054	News Release	306
31-4307-0024	Accounts Payable	304	31-4405-0074	UNMC Connect	306
31-4307-0034	Cashiering	304	31-4405-0084	UNMC Image Campaign	306
31-4309-0004	Sponsored Programs Accounting (SPA)	305	31-4434-0124	B&F Operations-Gen Exp	306
31-4313-0004	Budget Office	304	31-4434-0144	Special Services	306
31-4313-0014	Federal R&A Recovery	304	31-4435-0004	Bonds and Insurance	306

NUMERIC LISTING OF COST OBJECTS
University of Nebraska Medical Center

31-4435-0034	Insur Med Student Travel	306	31-5108-3200	Minority Fac Rec-Emergency Medicine	307
31-4435-0054	LB 998 HO Malpractice Ins	306	31-5108-3400	Minority Faculty Recruitment-Ophthalmology	307
31-4437-0014	WorkerS Comp Claims & Insurance	306	31-5108-3500	Diversity Funds-Ophthalmology	307
31-4438-0004	Legal Fees	306	31-5109-1502	COST SHARING FOR 36-5240-2003-001	307
31-5101-0001	Dean College Of Medicine	307	31-5109-3014	COSTSHARING/ 36-5234-3005-008	307
31-5101-0021	Interdisciplinary Care Mgt Pgm	307	31-5110-0100	Com Special State - DeanS Office	307
31-5101-0100	COM General	307	31-5110-1100	Com Special State - Anatomy	307
31-5101-0143	POE-Curriculum Development Office	307	31-5110-1300	Com Special State - Biochemistry	307
31-5101-0146	COST SHARING FOR 36-0115-1001-001	307	31-5110-1400	Com Special State - Family Practice	307
31-5101-0500	POE-Human Genetics	307	31-5110-1500	Com Special State - Int/Med	307
31-5101-0502	COST SHARING FOR 34-5150-2020-009	307	31-5110-1700	Com Special State - Ophthalmology	307
31-5101-0520	POE-Physician Scientist Recruitment Prg	307	31-5110-1800	Com Special State - Orthopedics	307
31-5101-0570	POE-MD/PhD Scholars Prg	307	31-5110-2200	Com Special State - Pharm	307
31-5101-0590	POE-Biomedical Research Training Program	307	31-5110-2700	Com Special State - Surgery	307
31-5101-0600	POE - Physician Sci - Ortho	307	31-5110-3400	Com Special - Neurological Sciences	307
31-5101-0700	POE-Physician Sci-EM-Adhikari	307	31-5110-3500	Com Special - OB-GYN	308
31-5101-1000	AAA - COM	307	31-5110-3600	Com Special - Otolaryngology	308
31-5101-2001	College of Medicine-Outstanding Performa	307	31-5128-0100	Phy Asst Training Program	308
31-5101-3005	COSTSHARING/ 36-0115-1002-002	307	31-5128-2100	Phy Asst - Pediatrics	308
31-5101-8055	Deans Ind Cost-Osna/IM-GI	307	31-5131-0001	Int & Res College Of Med	308
31-5101-8057	Deans Ind Cost-Dave/Path-Micro	307	31-5131-0002	Int&Res COM Reimbursement	308
31-5104-0001	Lincoln Medical Programs	307	31-5131-7003	COSTSHARING/ 36-5330-2113-001	308
31-5104-0011	Lincoln Med Ed Foundation Special	307	31-5140-0001	Biochemistry Instruction	308
31-5108-0100	COM Minority Recruitment	307	31-5140-3003	COSTSHARE/ 35-1905-3001-001	308
31-5108-0500	Minority Faculty Recruitment-Neuro	307	31-5140-3022	COSTSHARING/ 35-1905-3002-001	308
31-5108-1100	Minority Fac Recr-Cell Biology & Anatomy	307	31-5140-3024	COSTSHARING/ 36-5140-2072-001	308
31-5108-1200	Diversity Funds-Anesthesiology	307	31-5140-3026	COSTSHARING/ 36-5140-2077-001	308
31-5108-1400	Minority Faculty Rec-Family Medicine	307	31-5140-3029	COSTSHARING/ 34-1901-2109-022	308
31-5108-1500	Minority Fac Recr - Int Med	307	31-5140-3030	COSTSHARING/ 36-5140-2087-001	308
31-5108-1501	Minority Faculty Rec - IM - Geriatrics	307	31-5140-3031	COSTSHARING/ 36-5140-2086-001	308
31-5108-1502	Minority Faculty Recruitment-IM Pulm	307	31-5140-3032	COSTSHARING/ 36-5140-2085-001	308
31-5108-1600	Minority Faculty Rec-Ob/Gyn	307	31-5140-3033	COSTSHARING/ 35-1905-3010-001	308
31-5108-1900	Minority Faculty Rec-Otolaryngology	307	31-5140-3034	COSTSHARING/ 34-1901-2110-015	308
31-5108-2702	Minority Faculty Recruitment-Surgery	307	31-5140-3035	COSTSHARING/ 36-5140-2072-001	308
31-5108-3000	Minority Fac Rec-Psychiatry	307	31-5140-4000	Biochemistry-Grant Return	308
31-5108-3001	Minority Faculty Recruitment-Wyoske	307	31-5140-4001	Biochemistry Grant Return Sec. 01	308
31-5108-3002	Minority Faculty Recruitment-Liu	307	31-5140-4002	Biochemistry Grant Return Sec. 02	308
31-5108-3003	Diversity Funds-Helgason	307	31-5140-4004	Biochemistry Grant Return Sec.04	308

NUMERIC LISTING OF COST OBJECTS
University of Nebraska Medical Center

31-5140-7000	Biochem - Extended Grant Return Funds	308	31-5220-3006	COSTSHARE/ 36-5234-2055-002	314
31-5150-0001	Anatomy Instruction	308	31-5220-3007	COSTSHARE/ 34-5237-2005-002	314
31-5150-0200	Regenerative Medicine Program	308	31-5220-3015	COSTSHARING/ 36-5234-2185-001	314
31-5150-3008	COSTSHARING/ 36-5313-2032-001	308	31-5220-3022	COSTSHARING/ 36-5224-2077-001	314
31-5150-3010	COSTSHARING/ 36-5270-2065-001	308	31-5220-3023	COSTSHARING/ 34-5241-2009-010	315
31-5150-3011	COSTSHARING/ 36-5150-2052-001	308	31-5220-3024	COSTSHARING/ 34-5237-2010-001	315
31-5150-3012	COSTSHARING/ 34-5241-2010-001	308	31-5220-3025	COSTSHARING/ 34-5226-2001-002	315
31-5150-3013	COSTSHARING/ 36-5150-2053-001	308	31-5220-3026	COSTSHARING/ 36-1905-2109-001	315
31-5150-5000	Cell Biology & Anatomy Salary Return	308	31-5220-3037	COSTSHARING/ 36-5313-2031-001	315
31-5160-0001	Pharm/Exp Neurosci-Instruction	308	31-5220-3039	COSTSHARING/ 36-5232-2084-001	315
31-5160-4000	Pharm/Exp Neurosci-Grant Return	308	31-5220-3040	COSTSHARING/ 34-1901-2109-020	315
31-5160-8000	Pharm/Exp Neurosci-HCR Dept	308	31-5220-3041	COSTSHARING/ 34-1901-2109-020	315
31-5170-0001	Physiology & Biophysics Instruction	308	31-5220-3042	COSTSHARING/ 34-1901-2109-023	315
31-5170-3017	COSTSHARING/ 36-5170-2085-001	308	31-5220-3043	COSTSHARING/ 34-1901-2109-024	315
31-5170-3018	COSTSHARING/ 36-5170-2088-001	308	31-5220-3046	COSTSHARING/ 34-5234-2004-008	315
31-5170-3021	COSTSHARING/ 36-5170-2092-001	308	31-5220-3047	COSTSHARING/ 34-5234-2004-008	315
31-5170-3022	COSTSHARING/ 36-5170-2093-001	308	31-5220-3048	COSTSHARING/ 34-5234-2004-008	315
31-5170-3023	COSTSHARING/ 34-5170-2033-010	308	31-5220-3049	COSTSHARING/ 34-5234-2004-008	315
31-5170-3024	COSTSHARING/ 34-5170-2034-010	308	31-5220-3050	COSTSHARING/ 36-1905-2132-001	315
31-5170-3025	COSTSHARING/ 34-5170-2035-010	308	31-5220-3051	COSTSHARING/ 36-5226-2019-004	315
31-5170-3026	COSTSHARING/ 34-5170-2040-010	308	31-5220-3052	COSTSHARING/ 36-5226-2019-004	315
31-5170-3027	COSTSHARING/ 34-5170-2052-011	308	31-5220-3053	COSTSHARING/ 34-1901-2108-027	315
31-5170-3028	COSTSHARING/ 34-5170-2053-011	308	31-5220-3054	COSTSHARING/ 36-5234-3006-013	315
31-5170-4000	Physiology & Biophysics Grant Return	308	31-5220-3055	COSTSHARING/ 36-5237-2194-001	315
31-5170-4005	Pamela Carmines Grant Return	308	31-5220-3057	COSTSHARING/ 36-1905-2153-001	315
31-5170-4060	Zucker Grant Return	308	31-5220-3059	COSTSHARING/ 34-5234-2004-009	315
31-5170-4095	Dept. Grant Return	309	31-5220-3061	COSTSHARING/ 34-1901-2110-020	315
31-5170-7095	Extended Grant Return-Dept	309	31-5220-3062	COSTSHARING/ 36-5234-3005-009	315
31-5170-8095	Physiology/Biophysics	309	31-5220-3063	COSTSHARING/ 36-5234-3006-014	315
31-5201-0001	Anesthesiology Instruction	314	31-5220-4000	Internal Medicine Grant Return	315
31-5201-1000	AAA - Anesthesiology	314	31-5220-5000	Internal Medicine Salary Return	315
31-5201-4000	Anesth - Grant Return	314	31-5237-0001	Stem cells: organ rpr \$ regeneration-Ren	315
31-5210-0001	Family Practice-Instruction	314	31-5250-0001	Neurological Science Instruction	315
31-5210-3003	COSTSHARING/ 36-5210-2019-001	314	31-5250-5000	Neurological Sciences Salary Return	315
31-5210-5000	Family Medicine Salary Return	314	31-5260-0001	Obstetrics/Gynecology-Instruction	315
31-5220-0001	Internal Medicine Instruction	314	31-5260-3006	COSTSHARING/ 36-5261-2002-001	315
31-5220-0021	Lymphoma Project	314	31-5260-4000	OB/GYN Grant Return	315
31-5220-1000	AAA - Internal Medicine	314	31-5260-5000	OB/GYN Salary Return	315

NUMERIC LISTING OF COST OBJECTS
University of Nebraska Medical Center

31-5270-0001	Ophthalmology Instruction	315	31-5301-3075	COSTSHARING/ 34-1901-2110-014	322
31-5270-3003	COSTSHARING/ 36-5270-2065-001	315	31-5301-3076	COSTSHARING/ 34-1901-2110-017	322
31-5270-4000	Ophthalmology Grant Return	315	31-5301-3077	COSTSHARING/ 34-1901-2110-018	322
31-5270-5000	Ophthalmology Salary Return	315	31-5301-3080	COSTSHARING/ 34-1905-2186-001	322
31-5270-8000	Ophthalmology - Indirect Costs/RSch	315	31-5301-3081	COSTSHARING/ 34-5234-2004-006	322
31-5280-0001	Orthopedics Instruction	315	31-5301-3082	COSTSHARING/ 36-5301-2154-007	322
31-5280-1000	AAA - Orthopaedic Surgery	315	31-5301-3083	COSTSHARING/ 36-5301-2246-001	322
31-5280-5000	Orthopedics Salary Return	315	31-5301-4000	Pathology/MICRObiology Grant Return	322
31-5290-0001	Otol & Maxill Facial Surg-Instruction	315	31-5310-0000	Pediatrics-Pediatrics Administration	322
31-5290-1000	AAA - Otolaryngology	315	31-5310-0002	Pediatrics-Pediatrics Administration	322
31-5290-4000	ENT Grant Return	315	31-5310-0121	Pediatrics - MRI	322
31-5301-0001	Pathology/Microbiology	321	31-5310-1000	AAA - Pediatrics	322
31-5301-3002	COSTSHARE/ 34-2005-2030-001	321	31-5310-3006	COSTSHARE/ 36-5316-2034-001	322
31-5301-3020	COSTSHARING/ 36-5301-3008-001	321	31-5310-3021	COSTSHARING/ 36-5316-2036-001	322
31-5301-3034	COSTSHARING/ 36-5301-2211-001	321	31-5310-3029	COSTSHARING/ 36-5316-2035-002	322
31-5301-3039	COSTSHARING/ 36-5234-2225-001	321	31-5310-3034	COSTSHARING/ 36-5314-2012-001	322
31-5301-3048	COSTSHARING/ 36-5313-2032-001	321	31-5310-3035	COSTSHARING/ 34-5507-1022-018	322
31-5301-3050	COSTSHARING/ 36-5270-2065-001	321	31-5310-3036	COSTSHARING/ 36-5321-3001-017	322
31-5301-3052	COSTSHARING/ 36-5301-2222-001	321	31-5310-3037	COSTSHARING/ 34-5234-2004-008	322
31-5301-3053	COSTSHARING/ 34-1901-2109-009	321	31-5310-3038	COSTSHARING/ 36-5316-2001-053	322
31-5301-3054	COSTSHARING/ 34-1901-2109-010	321	31-5310-3039	COSTSHARING/ 36-5316-2038-001	322
31-5301-3055	COSTSHARING/ 34-1901-2109-014	321	31-5310-3040	COSTSHARING/ 36-5226-2019-004	322
31-5301-3056	COSTSHARING/ 34-1901-2109-017	321	31-5310-3041	COSTSHARING/ 36-5316-2037-001	322
31-5301-3057	COSTSHARING/ 34-1901-2109-018	321	31-5310-3042	COSTSHARING/ 36-5316-2039-001	322
31-5301-3059	COSTSHARING/ 36-5301-2223-001	321	31-5310-3045	COSTSHARING/ 36-5322-2001-001	322
31-5301-3060	COSTSHARING/ 34-5234-2004-008	321	31-5310-3047	COSTSHARING/ 36-5316-2040-001	322
31-5301-3061	COSTSHARING/ 35-5301-2013-001	321	31-5310-3049	COSTSHARING/ 34-5234-2004-009	322
31-5301-3062	COSTSHARING/ 34-1901-2108-027	321	31-5310-3050	COSTSHARING/ 36-5316-2001-054	322
31-5301-3063	COSTSHARING/ 36-5301-2154-006	321	31-5310-3051	COSTSHARING/ 36-5316-3004-001	322
31-5301-3066	COSTSHARING/ 36-5301-2232-001	321	31-5310-3052	COSTSHARING/ 36-5321-3001-018	322
31-5301-3067	COSTSHARING/ 36-5261-2002-001	321	31-5310-3053	COSTSHARING/ 34-5311-3005-005	322
31-5301-3068	COSTSHARING/ 36-5140-2087-001	321	31-5310-3055	COSTSHARING/ 36-5316-2041-001	322
31-5301-3069	COSTSHARING/ 34-5301-2037-005	322	31-5310-3058	COSTSHARING/ 36-5319-2014-001	322
31-5301-3070	COSTSHARING/ 36-5301-2235-001	322	31-5310-3059	COSTSHARING/ 36-5318-3001-018	322
31-5301-3071	COSTSHARING/ 36-5301-2236-001	322	31-5310-3060	COSTSHARING/ 36-5316-2039-002	322
31-5301-3072	COSTSHARING/ 36-5150-2053-001	322	31-5310-4000	Pediatrics Grant Return	322
31-5301-3073	COSTSHARING/ 34-1901-2110-009	322	31-5330-0001	Psychiatry Instruction	322
31-5301-3074	COSTSHARING/ 34-1901-2110-010	322	31-5330-0002	Psychiatry - Admin	322

NUMERIC LISTING OF COST OBJECTS
University of Nebraska Medical Center

31-5330-0003	Clinical/Tech	322	31-5420-1101	EAOH - Beseler	329
31-5330-0100	Behavioral Hlth Education Ctr Operations	322	31-5420-1102	Diversity Funds-Wells	329
31-5330-0110	Behavioral Hlth Education Ctr Residency	322	31-5420-2000	EAOH Grant Return	329
31-5330-0120	BHECN Telehealth	322	31-5420-2003	Grant Return-Wells Startup Funds	329
31-5330-0130	BHECN Interprof Edu	322	31-5420-7002	COSTSHARING/ 36-5240-2001-001	329
31-5330-0140	BHECN Residencies	323	31-5430-0001	Epidemiology	329
31-5330-0150	BHECN Workforce Analysis	323	31-5430-0100	POE - EPI	329
31-5330-0160	BHECN Networks	323	31-5430-1101	EPI - Beseler	329
31-5330-0170	BHECN Administration	323	31-5430-1102	EPI - Lander	329
31-5330-3000	COSTSHARING 34-5228-1003-001	323	31-5430-2000	EPI Grant Return	329
31-5330-3002	COSTSHARING/ 34-5228-1003-003	323	31-5440-0001	Health Services Admin & Research	329
31-5330-4000	Psych Grant Return	323	31-5440-0100	POE - HSRA	329
31-5330-5000	Psychiatry-Salary Return	323	31-5440-0560	POE-Patient Focused Applic of Clin & Hit	329
31-5340-0001	Radiation Oncology - Instruction	323	31-5440-1101	HSRA - Nayar	329
31-5340-3004	COSTSHARING/ 36-5340-2016-001	323	31-5440-1102	Diversity Funds-Rajaram	329
31-5350-0001	Radiology Instruction	323	31-5440-2000	HSRA Grant Return	329
31-5350-1000	AAA - Radiology	323	31-5450-0001	Hlth Promo Social & Behavioral Hlth Scie	329
31-5350-4000	Radiology Grant Return	323	31-5450-0100	POE - HPSBH	329
31-5350-5000	Radiology Salary Return	323	31-5450-1101	Diversity Funds-Pettee	329
31-5360-0001	Surgery Instruction	323	31-5450-1102	Diversity-Tibbits	329
31-5360-1000	AAA - Surgery	323	31-5450-1103	Shireen Rajaram Diversity	329
31-5360-3002	COSTSHARE/ 36-5360-2100-001	323	31-5450-1104	Johannsson Diversity	329
31-5360-7000	Surgery-Extended Grant Return	323	31-5450-1105	Anthony Diversity	329
31-5401-0001	Dean-College of Public Health	328	31-5450-2000	HPSBH Grant Return	329
31-5401-0100	POE-COPH-College of Public Health	328	31-5455-0501	RHEN - Allied Health	329
31-5401-0540	Dean Startup	328	31-5455-0701	RHEN - College of Medicine	329
31-5401-0580	POE-Master of Public Health Program	328	31-5455-0901	RHEN - Nursing	329
31-5401-2000	COPH Deans Office Grant Return	328	31-5455-1301	RHEN - Family Practice	329
31-5401-2365	Deans BB&EID Reallocation	329	31-5455-1501	RHEN - Special Programs	329
31-5401-7003	COSTSHARING/ 36-5420-2002-001	329	31-5455-1575	POE-RHEN-Health Science Programs	329
31-5410-0001	Biostatistics	329	31-5465-0115	Nebraska Center for Biosecurity	329
31-5410-0100	POE - Biostatistics	329	31-5480-0001	Toxicology	329
31-5410-1101	BIOS - Schmid	329	31-5495-0001	CCORDA State	329
31-5410-2000	BIOS Grant Return	329	31-5505-0126	MMI State Support	332
31-5410-7004	COSTSHARING/ 36-5226-2019-004	329	31-5507-0086	Monroe-Meyer Institute	332
31-5410-7022	COSTSHARING/ 36-5140-2087-001	329	31-5507-0090	POE-Behavioral Genetics Program	332
31-5420-0001	Environmental Agric & Occup Hlth Science	329	31-5507-0100	Autism/Severe Behavioral Program Expens	332
31-5420-0100	POE - EAOH	329	31-5507-0200	Feeding&Swallowing Program Expense	332

NUMERIC LISTING OF COST OBJECTS
University of Nebraska Medical Center

31-5507-0330	MMI Indirect Cost Summary	332	31-5507-9100	Developmental Medicine State Funds	333
31-5507-0400	POE-Center for Autism Spectrum Disorder	332	31-5507-9400	Meyer Rehab Institute	333
31-5507-0500	MMI Early Intervention	332	31-5605-0016	Clinic Administration	335
31-5507-0600	MMI Human Genetics Center	332	31-5605-0026	Dental Hygiene	335
31-5507-0614	COSTSHARING/ 34-5507-1022-019	332	31-5605-0036	Clinic Computer	335
31-5507-4890	Dept of Ed & Child Development	332	31-5605-0076	Orthodontics Clinic	335
31-5507-4892	COSTSHARING/ 34-5507-1022-018	332	31-5605-0086	Pedodontics Clinic	335
31-5507-4893	COSTSHARING/ 34-5507-1022-019	332	31-5605-0096	Dept of Surgical Specialties	335
31-5507-5800	MMI H B Monroe	332	31-5605-0097	Undergrad Endo Clinic	335
31-5507-5812	COSTSHARING/ 34-5507-1022-018	332	31-5605-0098	Grad Endo Clinic	335
31-5507-6800	MMI Administration	332	31-5605-0099	Grad Perio Clinic	335
31-5507-6815	COSTSHARING/ 34-5507-1022-018	332	31-5605-0106	Undergrad Clinics	335
31-5507-6816	COSTSHARING/ 34-5507-1022-019	332	31-5605-0136	Dental Clinic-Radiology	335
31-5507-7890	MMI Pgm Supt Service	332	31-5605-0306	Dental Clinic-General Prac-UNMC Exp	335
31-5507-7892	COSTSHARING/ 34-5507-1022-018	332	31-5605-0316	Pedi-Dent Clinic-UNMC	335
31-5507-7893	COSTSHARING/ 34-5507-1022-019	332	31-5605-0346	Staff Hygienist Clinic	335
31-5507-7900	MMI Business Office	332	31-5605-0376	Dental - Staff Dentist	335
31-5507-7901	COST SHARING FOR SHR 34-5507-1022-018	332	31-5691-0008	Neb Medicaid Enhancement Revenue	335
31-5507-7917	COSTSHARING/ 34-5507-1022-019	332	31-5701-0001	Biomedical Research Development Fund	336
31-5507-8100	MMI R/H - Summary	332	31-5703-0009	Minority Health Education & Research	336
31-5507-8190	MMI Pediatric Rehab/Dent	332	31-5703-0029	NTSBRDG NE-Virginia Alliance	336
31-5507-8191	COSTSHARING/ 34-5507-1022-018	332	31-5703-0067	Risk&Protective Factors-Rural Meth Dep	336
31-5507-8192	COSTSHARING/ 34-5507-1022-019	332	31-5705-0051	Institutional Research Resources Coordin	336
31-5507-8390	MMI Occupational Therapy	332	31-5705-0053	DRC Research Resource Manager	336
31-5507-8490	MMI Physical Therapy	332	31-5706-0005	GI Oncology/Drug Development	336
31-5507-8491	COSTSHARING/ 34-5507-1022-018	332	31-5708-0016	MMI/PEDS-Fisher&Piazza Recruitment	336
31-5507-8492	COSTSHARING/ 34-5507-1022-019	332	31-5708-0023	Smith-Biomed Research Development	336
31-5507-8590	MMI Psychology Summary	332	31-5709-0034	Bupropion Trimt of Meth Dependence	336
31-5507-8690	MMI Speech Pathology	332	31-5712-0010	DNA Repair and Cancer	336
31-5507-8691	COSTSHARING/ 34-5507-1022-019	332	31-5712-0029	Eppley Asojo Research Support	336
31-5507-8790	MMI Social Service	332	31-5712-0031	Tahirovs X-Ray Crystallography Equipmen	336
31-5507-8791	COSTSHARING/ 34-5507-1022-018	332	31-5712-0037	Furukawa Research	336
31-5507-8792	COSTSHARING/ 34-5507-1022-019	332	31-5712-0045	Brattain & Wang Recruitment	336
31-5507-8800	MMI Genetics	333	31-5712-0047	H Band Research	336
31-5507-8900	MMI Feeding/Nutrition	333	31-5712-0049	M Naramura Research	336
31-5507-8990	MMI Nutrition	333	31-5712-0051	M Tsai Research	336
31-5507-8991	COSTSHARING/ 34-5507-1022-018	333	31-5712-7003	COSTSHARING/ 34-1905-2163-001	336
31-5507-8992	COSTSHARING/ 34-5507-1022-019	333	31-5713-0003	COM-Dr David Li Start-up	336

NUMERIC LISTING OF COST OBJECTS
University of Nebraska Medical Center

31-5713-0005	Editorial Project	336	31-8105-8904	UMA Summit Plaza Clinic	338
31-5717-0019	COP-Shlyakhtenko Support	336	31-8105-8905	UMA Turner Park Clinic	338
31-5719-0015	CON - Cohen Recruitment	336	31-8105-8907	UMA Eagle Run	338
31-5721-0008	Novel Medical Devices	336	31-8105-8908	UMA Brentwood Villag	338
31-5721-0027	Alvin Wee Support	336	31-8105-8909	UMA Baker Place	338
31-5721-0037	Steven Sansom Support	336	31-8105-8911	UMA Plattsmouth Clinic	338
31-5721-0045	Greiner Bridge Grant	336	31-8105-8913	UNMCC Physicians PCC Geriatric Clinic	338
31-5721-0055	COM-Carlsons Regenerative Med Init	336	31-8105-8920	Program Servie Expansion	338
31-5721-0059	Regenerative Medicine Program - Turpen	336	31-8105-8930	Special Projects	338
31-5721-0063	Wing Chan Support	336	31-8205-0106	MRI State Support	338
31-5721-0073	Baxters Aneurysm Progression Prevention	336	31-8305-4005	UMA Administration	338
31-5721-0079	SAHP-Jack Thurman Recruitment	336	31-8305-8838	Village Pointe INT General Medicine	338
31-5721-3001	COSTSHARING/ 34-5237-2010-001	336	31-8305-8920	Olson Womens Center-IM General	338
31-5721-3002	COSTSHARING/ 36-5150-2053-001	336	31-8305-8938	Specialty Care Services Clinic	338
31-5723-0002	COD-Payne Research Program	336	31-8305-8953	UMA West Eye Specialty	338
31-5723-0005	COD-Nawshad Recruitment	336	31-8305-8954	UMA West ENT	338
31-5723-0009	COD-Oakleys Startup Funds	336	31-8305-8955	UMA West OB/GYN	338
31-5723-0011	COD-Wheellock&Johnson Salary Support	336	31-8305-8956	Village Pointe Med Spa - Clinic	338
31-5723-0013	COD-Premaraj Start-up	336	31-8305-8957	UMA West Internal Medicine	338
31-5725-0009	Lynell Klassen Research Support	336	31-8305-8958	UMA Neuro Sciences Clinic	338
31-5725-0011	Geoffery Thiele Salary Support	336	31-8305-8960	UMA Pediatrics Specialty Clinic	338
31-5725-0015	CCTR	336	31-8305-8961	UMA OB/GYN MFM	338
31-5725-0025	Basma Research Support	336	31-8305-8963	UMA Spec OB/GYN	338
31-5727-0002	Jialin Zheng Support	336	31-8305-8967	UMA Surgery&Urology Clinic	338
31-7101-0001	POE-Cancer Prevention and Control Progra	337	31-8305-8968	UMA OB/GYN Urogyn	338
31-7101-0010	POE-Cancer Population Science Rsch	337	31-8305-8970	UMA Specialty Eye	338
31-7101-7004	COSTSHARING/ 34-1901-2109-002	337	31-8305-8971	UMA Oral/Maxillofacial Surgery Clinic	338
31-7101-7005	COSTSHARING/ 34-1901-2109-011	337	31-8305-8972	UMA ENT Clinic	338
31-7101-7007	COSTSHARING/ 34-1901-2110-007	337	31-8305-8973	UMA Oral/Facial Prosthetics	338
31-7101-7008	COSTSHARING/ 36-1905-2160-001	337	31-8305-8974	UMA Audiology	338
31-8105-8801	Summit Plaza-Family Medicine	337	31-8305-8975	UMA Orthopedics Clinic	339
31-8105-8802	Summit Plaza-Internal Medicine	337	31-8305-8976	UMA Internal Medicine	339
31-8105-8806	Bakers Place-Family Medicine	337	31-8305-8977	UMA Cardiology Thoracic Clinic	339
31-8105-8807	Bakers Place-Internal Medicine	337	31-8305-8978	UMA West Pain Medicine	339
31-8105-8810	Plattsmouth-Internal Medicine	337	31-8305-8979	General Medicine	339
31-8105-8901	UMA Family Medicine Clinic	337	31-8305-8980	UMA Psychiatry Clinic	339
31-8105-8902	UMA General Pediatrics	337	31-8305-8982	UMA Specialty ENT Allergy	339
31-8105-8903	UMA West Family Med	337	31-8305-8990	APEU	339

NUMERIC LISTING OF COST OBJECTS
University of Nebraska Medical Center

31-8305-8995	Infusion Center	339	33-0963-1530	University of Wyoming Tuition Support	289
31-8305-8997	Brentwood Rheumatology Clinic	339	33-1652-5001	Library 04/05 Reallocation	290
31-8305-9999	Budget Adjustment-31830589	339	33-1852-0018	CON-Distributive Learning-UNMC	292
32-2601-0002	COST SHARING FOR 36-0115-1001-001	299	33-1853-0016	CON - Mobile Nursing Center	292
32-2601-3000	COSTSHARING 34-5228-1003-001	299	33-1853-0600	CON - Nursing Center	292
32-2602-0101	General Operating - Medicine	299	33-1854-0030	Northern Division	292
32-2602-0301	College of Medicine Support	299	33-1951-0010	Eppley General Supply	296
32-2602-0401	Cont Ed Mediated Instruction	299	33-1953-0300	DNA Microarray	296
32-2602-0601	Cont Ed NHS	299	33-1953-0506	Eppley Histology Serv	296
32-2602-0701	Cont Ed Rounds	299	33-1953-0546	Glassware Washing Service	296
32-2602-0801	Cont Ed Outreach	299	33-1953-0550	Crystallography Facility	296
32-2603-0301	Emergency Medical Services-General	299	33-1953-0556	NMR Facility	296
32-2604-0201	Pharmacy/Dentistry/Allied Health-General	299	33-1953-1306	Molecular Biology Core Lab	296
32-2605-0101	Continuing Education - Personnel	299	33-1953-1326	Clinical Research Support	296
32-2693-1300	College of Nursing	299	33-1953-1346	Eppley Poster Activity	296
32-2693-3000	COSTSHARING 34-5228-1003-001	299	33-2001-0007	X Acct-ProNutrient Resceach Account	298
32-2699-0218	Permanent Budget Adj	300	33-2001-0011	X Account-Dr Vinod Labhassetwar	298
33-0107-1606	IRB Revolving Account	286	33-2001-0013	Dr Yuri Lyubchenko Startup Acct	298
33-0411-0146	PT Education - K Jones - Research	287	33-2001-0030	Course Fees	298
33-0451-0016	Phys Asst Students	287	33-2051-0056	Pharmaceutical Sci - Chair	298
33-0451-0017	PA-Prg Development Acct	287	33-2051-0876	FMC Research Account	298
33-0451-0026	CLS (Clinical Lab Science)	287	33-2405-0010	VISA Processing Fees	299
33-0451-0035	CLS Outreach Program	287	33-2907-0008	BMC Data SLA Clearinghouse	300
33-0451-0080	Student Fees AH-Radiography	287	33-2907-0011	Sorrell/IDRC Maint-Cap	300
33-0451-0085	SAHP-MLT to BSMT DCP	287	33-2907-0026	Administrative Support	300
33-0451-0236	Pa - Research And Development	287	33-2907-0046	Data Inst Svcs	300
33-0451-0446	Allied Health Cont Ed	288	33-2907-0086	Data Center Personnel	300
33-0451-2050	Clinical Perfusion-ERT	288	33-2907-0096	Hospital Datat Center Support	300
33-0451-3004	COSTSHARING/ 36-0115-1002-002	287	33-2907-0106	Wide Area Network	300
33-0452-0227	Distance Learning Option-PA Program	288	33-2907-0206	Administrative Computer	300
33-0963-0010	Dental Stores	289	33-2907-0216	Comp Serv - Technical Services	300
33-0963-0066	COD Continuing Education	289	33-2907-0276	Mainframe Laser Printer	300
33-0963-0100	Dental Books And Instruments	289	33-2907-0296	Network Group	300
33-0963-0105	Dental Books And Instruments	289	33-2907-0306	NETWORK DATA INFRASTRUCTURE	300
33-0963-0106	Dental Books And Instruments	289	33-2907-0406	Help Desk	300
33-0963-0200	Hygiene Books And Instruments	289	33-2907-0516	Camp HW/SW	300
33-0963-0438	Indirect Cost Return	289	33-2907-0526	Shared HW/SW	300
33-0963-0976	Oral Biology Biomonitoring	289	33-2907-0906	Educational Intranet	300

NUMERIC LISTING OF COST OBJECTS
University of Nebraska Medical Center

33-2907-0916	Cluster Support	300	33-4353-0006	University Bookstore	305
33-2907-0926	Intranet	300	33-4353-0026	Convenient Store	305
33-2907-0946	Classroom Enhancements	300	33-4353-0316	Student Locker Rental	305
33-2907-3416	Workstation Support	300	33-4354-0016	Fitness Center	305
33-2909-0006	Telecom Line Rate Rev/Exp	300	33-4354-0076	CFHL Salaries	305
33-2909-0106	Telecom Technicians	300	33-4355-0406	Employee Shuttle	305
33-2911-0046	UNMC AV/Classroom Support	300	33-4355-0806	UNMC and NMC Parking Operations	305
33-2911-0316	Video Services Support Services	300	33-4357-0010	General Stores	305
33-2911-0406	Video Production	300	33-4357-0020	Stockless Supplies Owens & Minor	305
33-3351-0206	Maint Dept-Contractors	302	33-4357-0040	GS1 Non Stock	305
33-3351-0706	Job Pool- Grounds	302	33-4357-0070	Furniture Stores - Movers	305
33-3351-0726	Job Pool- Plumbers	302	33-4357-0080	Stockless Supplies-Office Depot	305
33-3351-0746	Job Pool- Maintenance	302	33-4357-0090	Furniture Stores - Furniture	306
33-3351-0766	Job Pool- Masons	302	33-4357-0300	FM&P Warehouse	306
33-3351-0786	Job Pool- Painters	302	33-4360-0006	Transportation	306
33-3351-0806	Job Pool- Electricians	302	33-4360-0026	Transportation-Equipment	306
33-3351-0826	Job Pool- Carpenters	302	33-4360-0036	Transportation-Cashiering-Bus Tickets	306
33-3351-0846	Job Pool-Control & Refrig	302	33-4361-0006	Upholstery Shop	306
33-3351-0876	Shop Apprentice Program	302	33-4363-0196	Cellular Phone Clearing	306
33-3351-0886	Job Pool- Design	302	33-4363-0456	Cost Per Copy Program	306
33-3351-0906	Job Pool- Preventive Main	302	33-4363-1033	Purchasing Special	306
33-3351-0916	Refrigeration Shop	302	33-4363-1216	FAHCT	306
33-3351-0926	FMP Building Engineers	302	33-4363-1476	Campus ID Program	306
33-3353-0046	Physical Plant-Sign Shop	302	33-4363-2576	Administrative Systems Project	306
33-3353-0350	Project Support	302	33-4363-2916	Sharing - South Omaha Clinic	306
33-4252-0046	Student Health	304	33-4363-3000	Radiation Health Center	306
33-4301-3010	Business Development-Morien	305	33-4407-1000	Alumni Affairs	306
33-4301-3050	Advanced Clinical Applications Project	305	33-4451-0010	COM Deans Office Service Agreement	306
33-4313-1527	UneCard Installation	305	33-5140-0016	Cell Growth Facility	314
33-4327-0020	Epidemiology	305	33-5140-0076	Amino Acid Analysis	314
33-4351-0101	Pre Press	305	33-5140-0096	Durham Research Center Autoclave Fund	314
33-4351-0102	PressRoom	305	33-5140-0326	Mass Specometry Protein Core Facility	314
33-4351-0103	Copy Center	305	33-5140-1466	Confocal Microscope Facility	314
33-4351-0104	Bindery	305	33-5150-0035	Electron Microscopy Lab-Charge Back	314
33-4351-0105	Design Services	305	33-5150-0101	Microarray Core Facility	314
33-4351-0116	Printing Operations	305	33-5150-0102	Mouse Genome Engineering Facility	314
33-4351-0166	Printing Equipment	305	33-5150-0103	Sequencer Facility	314
33-4352-0996	Private Residences-Personnel Maintenance	305	33-5150-0600	Anatomy Special	314

NUMERIC LISTING OF COST OBJECTS
University of Nebraska Medical Center

33-5150-1046	Anatomy Exper. Rad & Counting	314	33-5552-0500	Cyto Foundation Pro Fees	335
33-5150-3003	COSTSHARING/ 36-5270-2065-001	314	33-5552-0501	Center fo Program Evaluation	335
33-5150-3005	COSTSHARING/ 36-5301-2222-001	314	33-5552-0601	General Administration	335
33-5191-0006	Comparative Medicine	314	33-5552-0606	Feeding/Swallowing Program	335
33-5191-0009	Comparative Medicine F & A	314	33-5552-0700	Kim Start-Up	335
33-5210-0010	Educational Behavior Therapy	321	33-5552-0702	Dunaevsky Start-Up	335
33-5210-3000	COSTSHARING/ 36-5210-2019-001	321	33-5552-0705	Smith Start up	335
33-5301-0030	P3 Facility	328	33-5552-0900	Medically Handicapped Childrens Program	335
33-5301-0346	Johnson/Hybridoma Lab	328	33-5552-0901	MHCP-Diabetes/Endocrine Clinics	335
33-5301-0566	Elsevier Editor-In-Chief James Talamdge	328	33-5552-0902	NICU-Followup	335
33-5301-0906	Kuszynski/Cell Sorter Facility	328	33-5552-0903	Pediatric Diabetes Outcomes	335
33-5301-2446	NPHL Research Account	328	33-5552-0904	Statewide Network for Child/Families-Spe	335
33-5301-3476	Public Health Lab Services	328	33-5552-0905	MHCP Facilities Cost	335
33-5301-3486	Bio Safety Program	328	33-5552-0906	Medically Handicapped Childrens Program	335
33-5301-5006	Tissue Science Facility	328	33-5552-0907	Telehealth Network for Children w/ speci	335
33-5305-0003	CNND Fees	328	33-5552-5000	Alter G Project	335
33-5316-0005	MHCP Cystic Fibrosis Services	328	33-5652-0776	Post-Graduate Dentistry	335
33-5318-0005	MHCP Pediatric Cardiology	328	33-9605-0795	Eye Bank	339
33-5350-2222	Biomeging Core Lab	328	33-9607-0236	Optical Shop	339
33-5401-2686	Health Professions Tracking Service	331	33-9696-0296	Minimally Invasive Surgery Center	339
33-5430-0001	Child Death Review Team	331	33-9696-0357	Technology Development	339
33-5440-0001	Health Svcs Research Special Development	331	33-9696-0365	Advanced Surgical Technology	339
33-5440-0005	HSR Nebraska BRFS	331	33-9696-0886	Child Care Center	339
33-5440-0010	Health Manpower Research	331	33-9696-3000	COSTSHARING/ 36-5360-2121-001	339
33-5440-0015	HSRA Development - Ge Lin GIS Support	331	33-9701-7501	Nurse Support Svcs	339
33-5440-0020	HSRA Development - K Bowen GIS Support	332	33-9705-0006	Purchased Utilites	339
33-5450-0001	Beatrice State Development Center	332	33-9710-1380	Media Services	339
33-5551-0156	Print & Dup-Media Resource Facil MRI	334	33-9710-6975	Nursing Resources And Develpmt	339
33-5552-0100	After School Programs	334	33-9710-7055	Cancer Service Line	339
33-5552-0101	Education Even Start Program	334	33-9710-7060	Radiation Therapy	339
33-5552-0103	Educare	334	33-9710-7140	Endoscopy Center	339
33-5552-0104	Infant Contract - Ralston	334	33-9710-7321	Acute Dialysis	340
33-5552-0105	CIS Kids Squad Mental Health	334	33-9710-7339	Clinical Nutrition	340
33-5552-0106	Learning Center Summer	334	33-9710-7455	Social Work	340
33-5552-0107	Project Everlast	334	33-9710-7525	Clinical Research Center	340
33-5552-0108	Building Brighter Futures	334	33-9710-7535	Gmp Facility	340
33-5552-0109	Lincoln Fdn: Neb Child Eval Proj	334	33-9813-0255	Anatomical-Salaries	340
33-5552-0110	Westside Social Skills Training Program	334	33-9851-0386	Deposits-Suspense	340

NUMERIC LISTING OF COST OBJECTS
University of Nebraska Medical Center

33-9899-0070	Ant Income Stores & Services	340	34-1901-2110008	Bioinformatics	294
33-9899-0210	Ant Income-Research	341	34-1901-2110009	Cell Analysis Core Facility	294
33-9899-0630	Ant Income-Gen Adm-N	341	34-1901-2110010	Histology	294
33-9899-0910	Ant Inc Indep Operations	341	34-1901-2110011	Laboratories Support Shared Services	294
34-0915-1001003	Training in Primary Care and Dentistry	288	34-1901-2110013	Molecular Biology Core Facility	294
34-0915-2008006	Activation of NF-KB in GLIAL Cells & CNS	288	34-1901-2110014	Monoclonal Antibody Facility	294
34-0915-2009001	Statin & Phenylacetate in MPTP Model	288	34-1901-2110015	NMR	294
34-0915-2011001	COD	288	34-1901-2110016	Safety	294
34-0915-2012014	COD	288	34-1901-2110017	Solid Tumor Tissue Procurement Core Faci	294
34-0915-2013001	COD Oral Biology	288	34-1901-2110018	Lymphoma Tissue Procurement Core Facilit	294
34-0915-2014107	Administrative Core	288	34-1901-2110019	Biostatistics	294
34-0915-2014117	Project 1A	288	34-1901-2110020	Protocol Review and Monitoring System	294
34-0915-2014127	Project 1B	288	34-1901-2110022	Confocal Microscopy	294
34-0915-2014207	Pilot 7-DNA Damage Activation of ATR Sig	288	34-1901-2110023	Clinical Trails Office	294
34-0915-2014307	Project 14	289	34-1901-2110024	Protocol Specific Research	294
34-0915-2014507	Project 12-Regulation of Aurora-A Kinase	289	34-1901-2110025	Data Sharing Plan	294
34-0915-2014607	Live Cell Imaging Core	289	34-1901-2110028	caBIGTM Technology Assessment	294
34-0915-2014807	Project 14	289	34-1901-2110029	Early Adopters CTRP	294
34-0915-2014907	Pilot Project	289	34-1901-2110030	NCI Community Cancer Centers Program	294
34-0915-2015001	COD Oral Biology	289	34-1901-2201002	UNMC Eppley CCSG ARRA Funded Supp 1	294
34-0915-2016207	NE Center for Cellular Signaling Proj A	289	34-1901-2201003	UNMC Eppley CCSG ARRA Funded Supp 2	294
34-0915-2016307	NE Center for Cellular Signaling Proj B	289	34-1905-1008020	Cancer Biology Training Program	294
34-1807-1004001	CON-Community Based Health	291	34-1905-2142106	Early Diagnosis of Pancreatic Cancer	294
34-1807-1005001	CON-Community Based Health	291	34-1905-2142205	Early Diagnosis of Pancreatic Cancer	294
34-1807-2009005	Prehypertensive Rural Women	291	34-1905-2142206	Early Diagnosis of Pancreatic Cancer	294
34-1807-2010002	CON - Gerontolog Psychosoc & Com Hlth	291	34-1905-2142306	Early Diagnosis of Pancreatic Cancer	294
34-1807-2011001	CON-Community-Based Health	291	34-1905-2149001	Mechanisms of Bax Activation	294
34-1807-2011002	Interdisciplinary Healthy Heart Center	291	34-1905-2150001	Growth-Regulatory Signaling Networks	294
34-1807-2011101	Restricted funds - Human subject exps	291	34-1905-2152103	Mass Spectrom Clinical Diag Nerve Agent	294
34-1807-2012001	CON-Community-Based	291	34-1905-2153020	Eppley	294
34-1807-3002003	Reducing Disparities in Type 2 Diabetes	291	34-1905-2155001	Eppley	294
34-1809-2003003	Fatigue & Breast Cancer - Behavioral Sle	291	34-1905-2156022	Mechanism of Action of Differentiation A	294
34-1809-2006001	CON-Niedfelt Nursing Research Center	291	34-1905-2157010	Eppley	294
34-1901-2110002	Senior Leadership	293	34-1905-2159001	Eppley	294
34-1901-2110003	Major Program Leaders	293	34-1905-2160001	Eppley	294
34-1901-2110005	Developmental Fund	293	34-1905-2163001	Eppley	294
34-1901-2110006	Administration	293	34-1905-2164003	Autoantibodies Against Glycopeptide Epit	294
34-1901-2110007	Animal Facility	294	34-1905-2165008	Eppley	294

NUMERIC LISTING OF COST OBJECTS
University of Nebraska Medical Center

34-1905-2166001	Eppley	294	34-2005-2039502	COBRE - Project 4	297
34-1905-2167001	Eppley	294	34-2005-2039702	Cobre- -Core B	297
34-1905-2168001	Eppley	294	34-2005-2039802	COBRE - SEED PROJECT 1	297
34-1905-2169001	Eppley	294	34-2005-2041001	COP Pharm Science	297
34-1905-2171102	NIH SPORC Project 1	294	34-2005-2042001	COP Pharm Science	297
34-1905-2171202	NIH SPORC Project 2	294	34-2005-2043001	COP Pharm Science	297
34-1905-2171302	NIH SPORC Project 4	294	34-2005-2045001	Hypoxia Enhanced Anal	297
34-1905-2171402	NIH SPORC Administrative Core	294	34-2009-2026001	COP Pharm Practice	297
34-1905-2171502	NIH SPORC Tissue Core	294	34-2009-2028002	Pharm Practice	297
34-1905-2171602	NIH SPORC Biostatistics Core	294	34-2201-1003009	Development of NE AHEC Network	298
34-1905-2171702	NIH SPORC Career Development	295	34-4101-1002002	Breaking Barriers: Sci Ed Native America	303
34-1905-2171902	NIH SPORC Batra Project 3	295	34-4215-5014024	Pell Grant Program	304
34-1905-2173001	Eppley	295	34-5140-2021002	Communication and Chemoprevention of Pro	309
34-1905-2174001	Eppley	295	34-5140-2025001	Molecular Mechanisms Controlling Endocyt	309
34-1905-2175006	Eppley	295	34-5140-2026001	Mechanisms of Gap Junction Regulation	309
34-1905-2176001	Eppley	295	34-5140-2027006	Biochemistry & Molec	309
34-1905-2177002	Eppley	295	34-5140-2028001	Biochemistry & Molec	309
34-1905-2178001	Eppley	295	34-5140-2028101	Smoking and Pancreatic Cancer	309
34-1905-2180001	Eppley	295	34-5140-2029001	Biochemistry & Molec	309
34-1905-2181001	Eppley	295	34-5140-2031010	Biochemistry and Molecular Biology	309
34-1905-2182009	Eppley	295	34-5140-2032001	Biochem and Molecular Biology	309
34-1905-2183006	Eppley	295	34-5140-2033001	Biochem and Molecular Biology	309
34-1905-2184001	Eppley	295	34-5140-2034011	Biochem and Molecular Biology	309
34-1905-2185002	Eppley	295	34-5140-2036001	Biochem and Molecular Biology	309
34-1905-2186001	Eppley	295	34-5140-2037004	Biochem and Molecular Biology	309
34-1905-2188001	Eppley	295	34-5140-2039001	Biochem and Molecular Biology	309
34-1905-2189001	Eppley	295	34-5150-2024003	Assays of Stem Cell Function in Clinical	309
34-1905-2190001	Eppley	295	34-5150-2029001	Basis of the Requirements of IRF4 & IRF8	309
34-2005-2023002	Bioengineering of Blood-Brain Barrier Pe	297	34-5150-2030001	ERa Regulation of Intestinal Homeostasis	309
34-2005-2026001	Polymer Based Gene Delivery	297	34-5150-2032006	Cell Biology & Anatomy	309
34-2005-2028001	Polypeptide Modification for Enhanced Br	297	34-5150-2033006	Cell Biology & Anatomy	309
34-2005-2030001	Cross-Linked Polymer Micelles for Cancer	297	34-5150-2036001	Cell Biology/Anatomy	309
34-2005-2032001	Molecular Mechanism of	297	34-5150-2037009	Genetics Cell Biol	309
34-2005-2035005	COP Pharm Science	297	34-5150-2040009	Cell Biology/Anatomy	309
34-2005-2036001	COP Pharm Science	297	34-5150-2041009	Cell Biology/Anatomy	309
34-2005-2038001	COP Pharm Science	297	34-5150-2042007	Cell Biology/Anatomy	309
34-2005-2039102	COBRE - Admin Core	297	34-5150-2043004	Cell Biology/Anatomy	309
34-2005-2039202	COBRE - Project 1	297	34-5150-2044001	Cell Biology/Anatomy	309

NUMERIC LISTING OF COST OBJECTS
University of Nebraska Medical Center

34-5150-2045001	Cell Biology/Anatomy	309	34-5160-2045007	Pharmacology/Exp Neuroscience	310
34-5150-2046002	Cell Biology/Anatomy	309	34-5160-2046001	Pharmacology/Exp Neuroscience	310
34-5160-1003005	Pharmacology	309	34-5160-2047001	Pharmacology/Exp Neuroscience	310
34-5160-2019001	Pharmacology/Exp Neuroscience	309	34-5160-2048002	Pharmacology/Exp Neuroscience	310
34-5160-2020013	Pharmacology/Exp Neuroscience	309	34-5160-2049007	Pharmacology/Exp Neuroscience	310
34-5160-2021005	Pharmacology/Exp Neuroscience	309	34-5160-2050010	Pharmacology/Exp Neuroscience	310
34-5160-2023001	Pharmacology/Exp Neuroscience	309	34-5170-2042006	Cerebral Microcirculation During Alcohol	310
34-5160-2024001	Pharmacology/Exp Neuroscience	309	34-5170-2043001	Tyrosine Kinases in Renal Vasoconstricto	310
34-5160-2026801	Project 1: Mononuclear phagocytes immuni	309	34-5170-2044005	Up-Regulation of K+ Channels in the Remo	310
34-5160-2026802	Project 2: Macrophage-based nanoformulat	309	34-5170-2045001	TRP Channels in Statin Reversal of Neph	310
34-5160-2026803	Project 3: Modulation of blood-brain bar	309	34-5170-2046001	Cellular/Integrative Physiology	310
34-5160-2026804	Core A: Cells and Tissue Core	309	34-5170-2047002	NE Center for Nanomedicine - Proj 2	310
34-5160-2026805	Core C: Proteomics Core	309	34-5170-2048001	Cellular/Integrative Phys	310
34-5160-2026806	Core D: Administrative Core	309	34-5170-2049001	Cellular/Integrative Phys	310
34-5160-2026813	Project 3a: Modulation of blood-brain ba	310	34-5170-2050001	Cellular/Integrative Phys	310
34-5160-2027001	Pharmacology/Exp Neuroscience	310	34-5170-2052011	Cellular/Integrative Phys	310
34-5160-2028012	Pharmacology/Exp Neuroscience	310	34-5170-2053011	Cellular/Integrative Phys	310
34-5160-2029001	Pharmacology/Exp Neuroscience	310	34-5170-2054011	Cellular/Integrative Phys	310
34-5160-2030001	Pharmacology/Exp Neuroscience	310	34-5170-2056011	Cellular/Integrative Phys	310
34-5160-2031001	Pharmacology/Exp Neuroscience	310	34-5170-2057011	Cellular/Integrative Phys	310
34-5160-2032002	Pharmacology/Exp Neuroscience	310	34-5170-2058011	Cellular/Integrative Phys	310
34-5160-2033102	Project 1: Gendelman	310	34-5170-2059021	Cellular/Integrative Phys	310
34-5160-2033202	Project 2: Fox	310	34-5170-2060001	Cellular/Integrative Phys	310
34-5160-2033302	Project 2: Ciborowski	310	34-5170-2061001	Cellular/Integrative Phys	310
34-5160-2033402	Core A: Proteomic Strategies for AIDS an	310	34-5170-2062001	Cellular/Integrative Phys	310
34-5160-2035004	Pharmacology/Exp Neuroscience	310	34-5224-2002001	Int Med Cardiology	316
34-5160-2036002	Nebraska Center for Nanomedicine	310	34-5224-2003001	Int Med Cardiology	316
34-5160-2037001	Pharmacology/Exp Neuroscience	310	34-5226-2002001	Vascular Risk after Kid Trans	316
34-5160-2038001	Pharmacology/Exp Neuroscience	310	34-5226-2003001	Diab/Endo/Metab	316
34-5160-2039110	SNAPS-Admin Core	310	34-5226-2004001	Vascular Risk After Kidney Transplantati	316
34-5160-2039210	SNAPS-Drug Dev Core	310	34-5228-1003003	The Nebraska Geriatric Education Center	316
34-5160-2039310	SNAPS-Physiology Core	310	34-5228-2003001	Geriatrics	316
34-5160-2039410	SNAPS-Development Core	310	34-5229-2012001	Alcohol & FAS-Mediated Apoptosis in Live	316
34-5160-2040001	Pharmacology	310	34-5229-2015001	DHHS/NIH	316
34-5160-2041001	Pharmacology/Exp Neuroscience	310	34-5229-2017001	Int Med GI	316
34-5160-2042001	Pharmacology/Exp Neuroscience	310	34-5229-2018001	Int Med GI	316
34-5160-2043001	Pharmacology/Exp Neuroscience	310	34-5229-2019001	Int Med GI	316
34-5160-2044001	Pharmacology/Exp Neuroscience	310	34-5229-2020001	Int Med GI	316

NUMERIC LISTING OF COST OBJECTS
University of Nebraska Medical Center

34-5229-2021001	Int Med GI	316	34-5301-2054701	Staph Biofilm and Disease Core A	323
34-5232-3003011	Title III Outpatient Early Intervention	316	34-5301-2055001	Pathology/Microbiology	323
34-5234-2004009	Nebraska Blood & Marrow Transplant Netwo	316	34-5301-2056005	Pathology/Microbiology	323
34-5237-2006004	Organic Dust Epithelial PKC Activation	316	34-5301-2059011	Pathology/Microbiology	323
34-5237-2007015	Pulmonary (IM)	316	34-5301-2060001	Pathology/Microbiology	323
34-5237-2008001	Pulmonary (IM)	316	34-5305-2014002	OTK18 Regulation in HIV-1 Associated Dem	323
34-5237-2010001	Int Med Pulmonary	316	34-5305-2018006	Macrophages Neuronal K+ Channels and HI	323
34-5237-2012001	Int Med Pulmonary	316	34-5311-1009004	Urban PIPPAH : Improving Adolescent Heal	324
34-5237-2012101	Airway Injury Caused by MAA Adducts	316	34-5311-3003005	Urban PPMCH: Parent Grant	324
34-5237-2013001	Int Med Pulmonary	316	34-5311-3005005	MIRH - Science-Based Capacity Building f	324
34-5237-2014001	PULMONARY	316	34-5311-3006003	Build Capacity Maternal and Child Leader	324
34-5241-2008015	Immune Response Acetaldehyde Adducts	316	34-5319-2001001	Pediatrics Infectious Disease	324
34-5241-2009010	Rheumatology	316	34-5321-2002011	Metabolism	324
34-5241-2010001	Rheumatology	316	34-5330-2011001	Psychiatry	324
34-5263-2003005	Obstetrics/Gynecology	316	34-5350-2004008	CoreB: Bioimaging	324
34-5270-2010005	Ophthalmology	316	34-5350-2005002	Nebraska Center for Nanomedicine - Core	324
34-5270-2011001	Ophthalmology	316	34-5350-2006010	SNAPS-Imaging Core	324
34-5270-2012001	Ophthalmology	316	34-5350-2007001	Radiology	324
34-5270-2015014	Ophthalmology	316	34-5360-2010002	Mitchondriopathy of Chormically Ischemic	324
34-5290-2007001	Otolaryngology	316	34-5360-2051001	Surgery-General Surgery	324
34-5301-2037005	Molecular Signatures to Improve Diagnosi	323	34-5360-2057001	Surgery-Transplant	324
34-5301-2038002	Structural Basis of Multidrug Resistance	323	34-5401-1001003	COPH Deans Office	330
34-5301-2042012	Molecular Control of	323	34-5420-2001001	COPH EAO Health Sci	330
34-5301-2043001	Pathology/Microbiology	323	34-5440-2002006	Rural Health Research Center - Analytic	330
34-5301-2044006	Pathology/Microbiology	323	34-5455-1002002	MMI HBM Molecular Genetics	330
34-5301-2045003	Pathology/Microbiology	323	34-5507-1022019	MMI Interdisciplinary Training Program	333
34-5301-2048001	Pathology/Microbiology	323	34-5507-1025036	NE Univ Center on Develop Disabilities	333
34-5301-2049003	Pathology/Microbiology	323	34-5507-1026006	Graduate Psychology Education Program:Ps	333
34-5301-2050001	Pathology/Microbiology	323	34-5507-2020106	CORE A - Molecular Biology of Neurosens	333
34-5301-2051002	Pathology/Microbiology	323	34-5507-2020206	CORE B Molecular Biology of Neurosens	333
34-5301-2052002	Pathology/Microbiology	323	34-5507-2020306	CORE C - Molecular Biology of Neurosens	333
34-5301-2053003	Pathology/Microbiology	323	34-5507-2020406	CORE D - Molecular Biology of Neurosens	333
34-5301-2054101	Staph Biofilm and Disease-Bio Core B	323	34-5507-2020606	Project 5 - Molecular Biology of Neurose	333
34-5301-2054201	Staph Biofilm and Disease-Admin Core C	323	34-5507-2020706	Project 8 - Molecular Biology of Neurose	333
34-5301-2054301	Staph Biofilm and Disease Project 1	323	34-5507-2020906	Project 9 - Molecular Biology of Neurose	333
34-5301-2054401	Staph Biofilm and Disease Project 2	323	34-9899-0011011	Ant Awards-Instruction	340
34-5301-2054501	Staph Biofilm and Disease Project 3	323	34-9899-0022022	Ant Awards-Rsch Other	340
34-5301-2054601	Staph Biofilm and Disease Project 4	323	34-9899-0033033	Ant Awards - Community Service	340

NUMERIC LISTING OF COST OBJECTS
University of Nebraska Medical Center

34-9899-0060061	ANT AWARDS-INSTITUTIONAL ADMIN	340	35-5301-2010001	U.S. Air Force	324
35-0401-2001001	Allied Health	287	35-5301-2011001	Path/Micro	324
35-0403-3003001	Phys Asst	287	35-5301-2012001	Pathology/Microbiology	324
35-1809-2001001	Nursing-Adult Health	291	35-5301-2014001	Pathology/Microbiology	324
35-1811-2001001	Operations Systems Engineering (OSE) Su	291	35-5301-2014101	Fighting Drug Resistant Infect - Asojo	324
35-1905-1003001	Eppley	295	35-5360-2007001	Surgery	324
35-1905-2027001	Eppley	295	35-5360-2008001	Robotic Telesurgery	324
35-1905-2031001	Eppley	295	35-5410-2004001	COPH Biostatistics	330
35-2005-2012001	Pharmaceutical Scien	297	35-5440-2001003	Parameterizations of Spatially Clustered	330
35-2005-2013001	COP Pharm Science	297	35-5440-2012001	COPH HSRA	330
35-2005-2014004	COP Pharm Science	297	35-5440-2013003	COPH HSRA	330
35-2005-2015001	COP Pharm Science	297	35-5440-2014002	COPH HSRA	330
35-2005-2016001	cop	297	35-5440-2015002	COPH HSRA	330
35-5140-2015001	Biochemistry & Molec	311	35-5440-2016002	COPH HSRA	330
35-5140-2016001	Biochemistry & Molec	311	35-5440-2017002	COPH HSRA	330
35-5140-2017001	Biochemistry and Molecular Biology	311	35-5440-2018003	COPH HSRA	330
35-5140-2018001	Biochemistry and Molecular Biology	311	35-5455-1003002	COPH RHEN	330
35-5140-2021001	Biochem and Molecular Biology	311	35-9899-0011011	Ant Awards - Instruction	340
35-5150-2005002	Cell Biology & Anatomy	311	35-9899-0021021	Ant Awards-Research Instr	340
35-5201-2004001	Anesthesiology	316	35-9899-0033033	Ant Awards-Community Serv	340
35-5224-2001002	The Role of Apathy in Glycemic Control	316	35-9899-0041041	Ant Awards-Library Serv	340
35-5226-2009003	IPA for Gerri Siford	316	36-0115-1002001	Academic Affairs	286
35-5226-2010002	IPA for Peggy Karatoprakli - VAMC	316	36-0401-2004006	Ho-Chunk Hope: A Diabetes Free Future	287
35-5226-2010003	IPA for Peggy Karatoprakli - VAMC	316	36-0401-3002001	Allied Health	287
35-5229-2014004	IPA for Jacy Kubik	316	36-0411-2014001	Physical Therapy	287
35-5237-2010004	IPA for Jane Devasure	316	36-0411-2015001	Physical Therapy	287
35-5237-2011003	IPA for Jane Meza	316	36-0411-2018001	Physical Therapy	287
35-5237-2012003	IPA for Tricia Levan	316	36-0915-2028001	COD Oral Biology	289
35-5237-2013003	IPA for Eric Chickris	316	36-0915-2029001	COD Oral Biology	289
35-5237-2018001	Int Med Rheumatology	317	36-1603-4001004	Regional Medical Library Liaison Program	290
35-5237-2019001	Int Med Pulmonary	317	36-1801-1003001	CON - Omaha	292
35-5241-2008003	IPA for Cindy Marr	317	36-1807-1005001	CON-Community-Based	292
35-5241-2009001	Rheumatology	317	36-1807-2009004	MOTAC Tobacco Free Nebraska	292
35-5241-2010001	Rheumatology	317	36-1807-2017001	CON-Community Based Health	292
35-5241-2011001	Rheumatology	317	36-1809-2021001	Neurological Sciences	292
35-5261-2005001	Mechanism of Gonadotropin Action	317	36-1809-2022001	CON-Adult Health & Illness Dept	292
35-5270-2001101	PRES - Luo	317	36-1813-2007002	Symptom Profiles in English and Spanish-	292
35-5270-2001401	PRES - Thoreson	317	36-1905-2121002	Analysis of Interactions of HIV Tat and	295

NUMERIC LISTING OF COST OBJECTS
University of Nebraska Medical Center

36-1905-2123001	Eppley	295	36-5160-2039001	Pharmacology/Exp Neuroscience	311
36-1905-2130001	EPPLEY	295	36-5160-2043001	Pharmacology/Exp Neuroscience	311
36-1905-2139001	Eppley	295	36-5160-2044001	Pharmacology	311
36-1905-2148001	Eppley	295	36-5160-2045001	Pharmacology	311
36-1905-2149001	Eppley	295	36-5160-2047001	Pharmacology/Exp Neuroscience	311
36-1905-2150001	Eppley	295	36-5160-2048001	Pharmacology/Exp Neuroscience	311
36-1905-2151001	Eppley	295	36-5160-2049001	Pharmacology/Exp Neuroscience	311
36-1905-2152001	Eppley	295	36-5160-2050001	Pharmacology/Exp Neuroscience	311
36-1905-2153001	Eppley	295	36-5170-2077001	Cerebral Vasoreactivity and Ischemia Dur	311
36-1905-2157001	Epply	295	36-5170-2078001	Sympatho-Excitation in Chronic Heart Fai	311
36-1905-2158001	Eppley	295	36-5170-2084001	Cellular/Integrative Physiology	311
36-2001-2001001	COP Deans Office	297	36-5170-2086003	Redox Biology Center	311
36-2001-2002001	COP Deans Office	297	36-5170-2087002	Mitochondrial-Produced Reactive Oxygen S	311
36-2001-2004002	Intracellular compartmental Kinetics of	297	36-5170-2091002	CNS Intercellular Signaling Mech in Card	311
36-2005-2030011	Next Generation Synthetic Peroxide Disc	297	36-5170-2095002	Superoxide vs Hydrogen Peroxide in Redox	311
36-2005-2081001	COP Pharm Science	297	36-5170-2097001	Cellular/Integrative Phys	311
36-2005-2088001	COP Pharm Science	297	36-5210-2018001	Family Medicine	317
36-2005-2089002	Treatment of Diabetic Periodontal Diseases	297	36-5210-2019001	Family Medicine	317
36-2005-2090002	Synthesis of Bis-Imidazolino-Phthalamide	297	36-5224-2077001	Cardiology	317
36-2009-2033001	COP Pharm Science	297	36-5224-2078001	Cardiology	317
36-2009-2034001	COP Pharm Practice	297	36-5224-2080001	Int Med Cardiology	317
36-2009-2035001	COP Pharm Practice	297	36-5224-2084001	Int Med Cardiology	317
36-4101-1004001	Chancellor Office	303	36-5224-2087001	Int Med Cardiology	317
36-5140-2072001	Biochemistry & Molec	311	36-5224-2088001	Int Med Cardiology	317
36-5140-2074001	Biochemistry & Molec	311	36-5226-2015001	Hypopituitary Control & Complications St	317
36-5140-2080001	Biochemistry & Molec	311	36-5226-2019004	Predicting Insulin Resistance in America	317
36-5140-2083001	Biochemistry and Molecular Biology	311	36-5226-2019104	Predicting Insulin Resistance in America	317
36-5140-2084003	Biochemistry and Molecular Biology	311	36-5226-2020001	Natural History Study of the Development	317
36-5140-2085001	Biochem and Molecular Biology	311	36-5226-2024005	IPA for Peggy Karatoprakli	317
36-5140-2087001	Biochem and Molecular Biology	311	36-5226-2024006	IPA for Peggy Karatoprakli	317
36-5140-2088001	Biochem and Molecular Biology	311	36-5226-2025001	Int Med DEM	317
36-5140-2092001	Biochem and Molecular Biology	311	36-5228-2010001	Geriatrics	317
36-5150-2054001	Cell Biology/Anatomy	311	36-5229-2048009	Multi-Center Trial for Acute Liver Failu	317
36-5160-2029012	U Mass CFAR Elutration Core	311	36-5229-2092009	Randomized Trial High Dose Urso in PSC	317
36-5160-2033010	Pharmacology/Exp Neuroscience	311	36-5229-2095001	Int Med GI	317
36-5160-2034001	Pharmacology/Exp Neuroscience	311	36-5229-2097001	Int Med GI	317
36-5160-2035001	Pharmacology/Exp Neuroscience	311	36-5229-2100001	Int Med GI	317
36-5160-2037003	Alcohol Abuse and HIV-1 Mechanisms	311	36-5232-1003011	National AIDS Education & Training Ctr	317

NUMERIC LISTING OF COST OBJECTS
University of Nebraska Medical Center

36-5232-2068001	CMV Immunotherapeutic Vaccine in Donors	317	36-5237-2196002	SPIROMICS-Steering Committee	318
36-5232-2073005	Eritoran Tetrasodium in Pts w Sepsis	317	36-5237-2198001	Int Med Pulmonary	318
36-5232-2082001	Int Med Infectious	317	36-5241-2012001	RA Related Autoantibodies in Healthy FDR	318
36-5232-2084001	Int Med Infectious	317	36-5241-2015002	Impact of Joint Replace in Rheum Arthrit	318
36-5232-2086001	Infectious Diseases	317	36-5241-2019001	Rheumatology	318
36-5232-2089002	AIDS Clinical Trials Unit	317	36-5241-2020001	Rheumatology	318
36-5232-3003023	AIDS Drug Assistance Program	317	36-5250-2012001	Stroke Comparing PFO Closure to Establis	318
36-5234-2055002	CALGB Data Management	317	36-5250-2013005	Insulin Resist Interv after Stroke IRIS	318
36-5234-2111001	Cozad United Way 2005 Funding	317	36-5250-2015001	Neurological Sciences	318
36-5234-2162001	National LymphoCare Study of follicular	317	36-5250-2016001	Neurological Sciences	318
36-5234-2179001	B-Cell Lymphoma Treated w CHOP/Rituximab	317	36-5250-2021001	Neurological Sciences	318
36-5234-2194001	Pharmacokinetic Study of PXD101	317	36-5261-2002001	Obstetrics/Gynecology	318
36-5234-2216001	Onc/Hem	318	36-5261-2003001	Obstetrics/Gynecology	318
36-5234-2220001	Onc/Hem	318	36-5267-3001045	Maternal Care Program	318
36-5234-2222001	Onc/Hem	318	36-5267-3002043	Family Planning	318
36-5234-2232001	Onc/Hem	318	36-5268-3001017	Special Suppl Nutr Prog Wic	318
36-5234-2233001	Onc/Hem	318	36-5270-2053005	RPB Unrestricted Grant	318
36-5234-2246001	Int Med Oncology	318	36-5270-2056001	Ocular Hypotensive Agents on Aqueous Hum	318
36-5234-2252001	Int Med Oncology	318	36-5270-2063001	Ophthalmology	318
36-5234-2254001	Int Med Oncology	318	36-5270-2065001	Ophthalmology	318
36-5234-2256001	Int Med Oncology	318	36-5270-2067001	Ophthalmology	318
36-5234-2259001	Int Med Oncology	318	36-5270-2073001	Ophthalmology	318
36-5234-2260001	Int Med Oncology	318	36-5270-2074001	Ophthalmology	318
36-5234-2261001	Int Med Oncology	318	36-5270-2075001	Ophthalmology	319
36-5234-2264001	Int Med Oncology	318	36-5270-2077001	Ophthalmology	319
36-5234-2267001	Int Med Oncology	318	36-5270-2078001	Ophthalmology	319
36-5234-2271001	Int Med Oncology	318	36-5280-2044001	Orthopedic Surgery	319
36-5234-2272001	Int Med Oncology	318	36-5280-2045001	Orthopedic Surgery	319
36-5234-2273001	Int Med Oncology	318	36-5280-2046001	Orthopaedic Surgery	319
36-5234-2275001	Int Med Oncology	318	36-5280-2047001	Orthopaedic Surgery	319
36-5234-3005009	NE Regional Hemophilia Treatment Center-	318	36-5280-2048001	Orthopaedic Surgery	319
36-5234-3006014	Nebraska Regional Hemophilia Treatment C	318	36-5280-2050001	Orthopaedic Surgery	319
36-5237-2158004	CFF Center Adult Program	318	36-5280-2051001	Orthopaedic Surgery	319
36-5237-2167001	Int Med Pulmonary	318	36-5301-2127007	Bioterrorism Laboratory Services Agreeeme	324
36-5237-2176001	Int Med Pulmonary	318	36-5301-2137008	Soft Tissue Sarcoma Committee	324
36-5237-2182001	Int Med Pulmonary	318	36-5301-2154007	Nebraska Bioterrorism Plan Focus Area D	324
36-5237-2183001	Int Med Pulmonary	318	36-5301-2211001	Path/Micro	324
36-5237-2190001	Int Med Pulmonary	318	36-5301-2218001	Path/Micro	324

NUMERIC LISTING OF COST OBJECTS
University of Nebraska Medical Center

36-5301-2221001	Pathology/Microbiology	324	36-5318-3001018	Medically Handicapped Childrens Program	325
36-5301-2224002	Nebraska Center for Virology: Core 3	324	36-5319-2011001	Pediatrics	325
36-5301-2227001	Genetic Abnormalities	324	36-5321-2004001	Pediatrics Metabolism	325
36-5301-2228001	Theapeutics for Osteolytic	324	36-5321-2005001	Pediatrics Metabolism	325
36-5301-2228002	Molecularly Targeted Therapeutics for Os	324	36-5321-3001018	Special Nutritional Formula	325
36-5301-2229001	Multi-State Laboratory	324	36-5325-2003001	Pediatrics Critical Care	325
36-5301-2231001	Pathology/Microbiology	324	36-5330-2101001	Psychiatry	325
36-5301-2232001	Pathology/Microbiology	324	36-5330-2108001	Psychiatry	325
36-5301-2233001	Pathology/Microbiology	324	36-5330-2110001	Psychiatry	325
36-5301-2235001	Pathology/Microbiology	324	36-5330-2112001	Psychiatry	325
36-5301-2236001	Pathology/Microbiology	324	36-5330-2115001	Psychiatry	325
36-5301-2238001	Pathology/Microbiology	324	36-5330-2116001	Psychiatry	325
36-5301-2238201	Intrexon Research Services Agreement	325	36-5340-2020001	Radiation Oncology	325
36-5301-2239001	Pathology/Microbiology	325	36-5350-2022001	Radiology	325
36-5301-2243001	Pathology/Microbiology	325	36-5350-2025001	Radiology	325
36-5301-2244001	Pathology/Microbiology	325	36-5360-1005002	Trial of Web Initiatives in Surgical Edu	325
36-5301-2245005	Pathology/Microbiology	325	36-5360-2075001	Thymolobulin Induction Therapy for Renal	325
36-5301-2246001	Pathology/Microbiology	325	36-5360-2092005	Miochondriopathy of Chronically Ischemic	325
36-5301-3009006	Nebraska Bioterrorism Plan HRSA	325	36-5360-2110002	Efficacy of a Hemostatic Bandage Embedde	325
36-5305-2003015	Molecular Mechanism of HIV-1 Medicated E	325	36-5360-2112001	Surgery	325
36-5305-2016001	Evaluation of Anti-retroviral Drug Effic	325	36-5360-2116002	Kill the Killer Cells	325
36-5305-2023010	COBRE - GNND Administrative Core	325	36-5360-2120001	Surgery-General Surgery	325
36-5305-2024010	COBRE - GNND Recruitment Project - Polue	325	36-5360-2121001	Robotic Devices Space	325
36-5305-2025010	COBRE - GNND Zheng Project Cellular Mech	325	36-5360-2122001	Intestinal Failure in Child	326
36-5305-2035008	Project 2: Novel Adjunctive Therapies fo	325	36-5360-2123001	Surgery-General Surgery	326
36-5305-2037010	COBRE: Recruitment - Turnover Project-Pan	325	36-5360-2124001	Surgery-Transplant	326
36-5310-2002001	Pediatrics Faculty	325	36-5360-2125001	Surgery-Transplant	326
36-5310-2003001	Pediatrics V Faculty	325	36-5360-2126001	Surgery-General Surgery	326
36-5311-1012002	Eliminating pHIV Continuous Quality Impr	325	36-5370-2001004	Baroreceptor Neurons in Diabetes and rol	326
36-5311-3007005	Pregnancy Risk Assessment Monitoring Pro	325	36-5370-2002001	Emergency Med	326
36-5311-3009001	Pediatrics Child Health	325	36-5401-3001002	Credentiaing ESAR-VHP Volunteers	330
36-5313-2034001	Pediatrics Hem-Onc	325	36-5410-2003004	COG Community Clinical Oncology Program	330
36-5313-3001002	Newborn Screening Pediatric Hematology	325	36-5410-2007003	Determination of RDA for Vitamin D in Wo	330
36-5316-2001054	Cystic Fibrosis Care Teaching & Rsch	325	36-5410-2007004	Determination of RDA for Vitamin D in Wo	330
36-5316-2038001	Pediatrics Pulmonology	325	36-5410-2032008	Childrens Oncology Group Statistics and	330
36-5316-2039002	Therapeutics Development Center Award	325	36-5410-2036001	COPH Biostatistics	330
36-5316-3003002	Newborn Screening Cystic Fibrosis	325	36-5420-2001001	COPH EAO Health Sci	330
36-5316-3004001	Pediatrics Pulmonology	325	36-5420-2002001	COPH EAO Health Sci	330

NUMERIC LISTING OF COST OBJECTS
University of Nebraska Medical Center

36-5420-2003001	COPH EAO Health Sci	330	36-5507-1081002	Early Childhood - NDE	333
36-5420-2005001	COPH EAO Health Sci	330	36-5507-1083001	Munroe Meyer Institute	333
36-5430-2004005	Comprehensive Cancer Control Program	330	36-5507-1084001	Munroe Meyer Institute	333
36-5430-2005002	Northern Plains Tribal Cancer Data Initi	330	36-5507-1085001	MMI	333
36-5430-2007003	Native Navigators Across the Cancer Cont	330	36-5507-1086001	MMI	333
36-5430-2009001	COPH Epidemiology	330	36-5507-2046005	Non-Linear Analysis of Postural Function	333
36-5430-2010006	COPH Epidemiology	330	36-5507-2048012	MMI	333
36-5430-3001005	Nebraska Behavioral Health Reform Monito	330	36-5507-2056001	MMI Genetic Medicine	333
36-5430-3002003	No Plain Tribal Cancer Data Improvement	330	36-5507-2058001	MMI HBM Molecular Genetics	333
36-5440-1001008	Rural Assistance Center Coop Agreement	330	36-5507-2061001	MMI Genetic Medicine	333
36-5440-2004011	Critical Access Hospital Program	330	36-5507-2063002	Investigation of Interventions for Sitti	333
36-5440-2006003	Rural Policy Analysis Cooperative Agreeem	330	36-5507-2064002	Heartland Regional Genetics	333
36-5440-2013002	Evaluation of Certain Activate Omaha Kid	330	36-5507-2065001	Munroe Meyer Institute	334
36-5440-2014001	COPH HSRA	330	36-5507-2066005	MMI	334
36-5440-2016004	COPH HSRA	330	36-5507-2067011	mmi	334
36-5440-2017001	COPH HSRA	330	36-5507-2068001	MMI	334
36-5440-2018001	COPH Health Services	331	36-5507-2069006	MMI	334
36-5440-2019001	COPH EAO Health Sci	331	36-5507-2070001	MMI	334
36-5440-3002010	Nebraska Rural Health Works	331	36-5507-3021030	Special Ed Residential Project (SERP)	334
36-5450-2002001	COPH HPSBH	331	36-5507-3058006	Telehealth Netwrod for Children with Spe	334
36-5450-2003001	COPH HPSBH	331	36-5507-3063004	NE Family and School Partnership	334
36-5450-2004001	COPH HPSBH	331	36-5507-3066003	Communitites Empowering Youth (CEY)	334
36-5450-3001001	COPH HPSBH	331	36-5507-3067001	Munroe Meyer Institute	334
36-5455-2001001	COPH RHEN	331	36-7105-2015001	LB595 M Cohen Recruitment	337
36-5465-1001008	Nebraska Center for Bioterrorism Educati	331	36-7107-2013669	Identification of New Fanoconi Anemia Ge	337
36-5465-3002001	COPH Biosecurity	331	36-7107-2016629	LB595 Admin Core	337
36-5485-2003001	COPH HPSB Health Sci	331	36-7107-2016633	LB595 Tumor Procurement Core	337
36-5485-3001006	Tobacco Free Nebraska	331	36-7107-2016634	LB595 Clinical research Support	337
36-5485-3004001	COPH Hlth Disparities	331	36-7107-2016999	COSTSHARE/ 34-1901-2110-028	337
36-5507-1021011	NICUFollowup Clinic	333	36-7111-2013606	Batra Pancreatic Animal Research	337
36-5507-1053005	21st Century	333	36-7117-2015001	Zhixin Zhang Recruitment	337
36-5507-1061006	MMIAmericorps	333	36-7123-2015601	LB595 Vimlia Band Recruitment	337
36-5507-1070004	Omaha Public School Contract	333	36-7131-2015601	LB595 Alvin Wee Recruitment	337
36-5507-1071004	Bethesda Urban Community Developmental C	333	36-9899-0011011	Ant Awards - Instruction	340
36-5507-1075002	ENCOR Training Contract	333	36-9899-0022022	Ant Awards - Rsch Other	340
36-5507-1077001	Munroe Meyer Institute	333	36-9899-0033033	Ant Awards - Community Svc	340
36-5507-1078002	Early Childhood Endowment Project	333	36-9899-0046046	Ant Awards-Academic Admin	340
36-5507-1080005	General Supervision Enhancement Grant (G	333	36-9899-0054054	ANT Awards Student Services	340

NUMERIC LISTING OF COST OBJECTS
University of Nebraska Medical Center

36-9899-0060061	ANT AWARDS-INSTITUTIONAL ADMIN	340	37-5101-1080001	Gollan - Stokes-Shackelford	312
36-9899-0081081	Ant Awards - Scholarships	340	37-5101-1095001	Dean College of Medicine	312
37-0901-1002001	GME Funding	289	37-5101-2009155	J. Odell Research \$	312
37-0901-3001001	College of Dentistry	289	37-5101-2013002	Int Med/Rheumatology-ODell	312
37-0905-1005001	Bernard & Ann Moran Professorship	289	37-5101-2013005	Int Med/Rheumatology-Mikulis	312
37-0905-1006001	Norman C Carlson	289	37-5101-2013006	Durham-Cannella Commitment	312
37-0905-1007001	Pedersen Memorial Fund	289	37-5101-2014003	Henriksen Award-Carlson/Surgery	312
37-0905-1010001	UDA - General Operation	289	37-5101-2016007	Biochemistry - Dr S Batra	312
37-0905-1010002	UDA - Pathology	289	37-5101-2017001	Dean College of Medicine	312
37-0905-1011001	Dixon Endowed Chair	289	37-5101-3002001	Hospital Services Support	312
37-0905-3003001	COD General Research	289	37-5101-3002120	NHS Acad Affil - Anesthesiology	312
37-0930-1005001	COD Restorative Dentistry	289	37-5101-3002150	NHS Acad Affil - Internal Med	312
37-1801-2001001	UNMC Health Informatics	292	37-5101-3002160	NHS Acad Affil - OB/GYN	312
37-1801-4001001	CON Development Fund	292	37-5101-3002170	NHS Acad Affil - Ophthalmology	312
37-1801-4001012	Dorothy H. Olson Chair	292	37-5101-3002180	NHS Acad Affil - Orthopaedics	312
37-1801-4002001	Morehead Center for Nursing Practice	292	37-5101-3002190	NHS Acad Affil - ENT	312
37-1805-4001001	Faculty Development - Keamey	292	37-5101-3002200	NHS Acad Affil - Path/Micro	312
37-1809-4001001	AHI - Development	292	37-5101-3002210	NHS Acad Affil - Pediatrics	312
37-1811-4001001	PAES - Development	292	37-5101-3002250	NHS Acad Affil - Psychiatry	312
37-1822-4001001	Lincoln Development	292	37-5101-3002260	NHS Acad Affil - Radiology	312
37-1901-2004001	Antidote Development	295	37-5101-3002270	NHS Acad Affil - Surgery	312
37-1901-2010001	College of Dentistry Admin Service	295	37-5101-3002272	NHS Acad Affil - Sugery Transplant	312
37-1905-2001001	Eppley Professorship	295	37-5101-3002300	NHS Acad Affil - Radiation Oncology	312
37-1905-2004001	E Bruce & Parents Memorial	295	37-5101-3002400	AAA - Emergency Medicine	312
37-1905-2191001	Eppley	295	37-5101-3002993	COSTSHAE/ 34-5228-1003-003	312
37-2001-4001001	COP Pharm Science	297	37-5101-3003004	COM/Hospital Margin Allocation	312
37-4101-6002001	Nonstate Salary Support	303	37-5101-3003990	COSTSHARE/ 36-5210-2018-001	312
37-4101-6003001	Executive Salary Equity	303	37-5101-3003991	COSTSHARE/ 36-5237-2158-004	312
37-4209-4001001	Record Keeping Funds	304	37-5101-3003992	COSTSHARE/ 34-5234-2004-009	312
37-5101-1006004	IT Departmental Reimbursements	311	37-5101-9110001	Deans Prof Svs Fees	312
37-5101-1040001	Deans Chair Commitments	311	37-5101-9110011	Deans Prof Svs Fees Anatomy	312
37-5101-1040018	Deans Chair Commit-Ortho-Gavin	311	37-5101-9110012	Deans Prof Svs Fees Anesthesiology	312
37-5101-1040036	Fayad - Neuro Sci	311	37-5101-9110013	Deans Prof Svs Fees Biochemistry	312
37-5101-1041116	Gollan Start-up \$ Grimm	311	37-5101-9110014	Deans Prof Svs Fees Family Practice	312
37-5101-1043005	LeVan/Pulmonary	312	37-5101-9110015	Deans Prof Svs Fees Internal Medicine	312
37-5101-1044002	Educational Support	312	37-5101-9110016	Deans Prof Svs Fees Obstetrics	312
37-5101-1044003	Research Support	312	37-5101-9110017	Deans Prof Svs Fees Ophthalmology	312
37-5101-1060001	Still Faculty Fellow in Medicine	312	37-5101-9110018	Deans Prof Svs Fees Orthopaedic	312

NUMERIC LISTING OF COST OBJECTS
University of Nebraska Medical Center

37-5101-9110019	Deans Prof Svs Fees Otolaryngology	312	37-5117-1001001	Dean-COM	313
37-5101-9110020	Deans Prof Svs Fees Pathology	312	37-5117-1002001	Ophthalmology	313
37-5101-9110022	Deans Prof Svs Fees Pharmacology	312	37-5118-1001001	L. Thomas Hood Professorship	313
37-5101-9110023	Deans Prof Svs Fees Physiology	312	37-5118-1002001	Herman Frank Johnson MD Professorship	313
37-5101-9110025	Deans Prof Svs Fees Psychiatry	312	37-5120-1001001	Hawlik-Wall Professorship	313
37-5101-9110026	Deans Prof Svs Fees Radiology	312	37-5120-1002001	David Purtilo Distinguished Chair Of Pat	313
37-5101-9110027	Deans Prof Svs Fees Surgery	312	37-5120-1003001	Stokes-Shackleford Professor of Microbio	313
37-5101-9110029	Deans Prof Svs Fees Biomedical Comm	313	37-5120-1004001	Vickery Chair-Pathology	313
37-5101-9110030	Deans Prof Svs Fees Radiation Oncology	313	37-5120-1005001	Vickery Professorship	313
37-5101-9110033	Deans Prof Svs Fees Allied Health	313	37-5121-1001001	Iltner Professorship	313
37-5101-9110036	Deans Prof Svs Fees - Neuro Sci	313	37-5121-1003001	Varner Endowed Professorship	313
37-5101-9110961	COSTSHARE/36-5316-2039-002	313	37-5121-1005001	Helen Freytag Professorship	313
37-5101-9110962	COSTSHARE/36-5267-3001-045	313	37-5121-1006001	Pediatrics Dean	313
37-5101-9110963	COSTSHARE/36-5229-2092-009	313	37-5123-1001001	Hubbard Professorship	313
37-5101-9110964	COSTSHARE/36-5229-2048-009	313	37-5126-1001001	Hunt Professorship Of Radiology	313
37-5101-9110965	COSTSHARE/34-1901-2110-022	313	37-5126-1003001	Radiology	313
37-5101-9110966	COSTSHARE/36-5330-2113-001	313	37-5127-1001001	Musselman Professorship	313
37-5101-9110973	COST SHARE/36-5140-2073-001	313	37-5127-1003001	Malashock Professorship	313
37-5101-9110974	COST SHARE/36-5140-2072-001	313	37-5127-1005001	Shackleford-Marischal Professorship	314
37-5101-9110983	COSTSHARE/36-5270-2065-001	313	37-5140-2038001	Biochem and Molecular Biology	314
37-5101-9210001	Dean College of Medicine	313	37-5150-2012001	Cell Biology & Anatomy	314
37-5113-1002001	Stokes-Shackleford Professor of Biochem	313	37-5150-4002001	Cell Biology/Anatomy	314
37-5113-2001001	DBO Biochem	313	37-5160-2010002	Proctor and Gamble Project - Bylund	314
37-5114-1001001	Waldbaum Professorship	313	37-5170-2003001	Cellular/Integrative Physiology	314
37-5115-1001001	Grissom Professorship	313	37-5201-1001001	Development Fund	319
37-5115-1002001	Larson Professorship	313	37-5201-1006001	Anesthesiology Pro Fees	319
37-5115-1003001	Diabetes Research-Degen	313	37-5201-4001001	Anesthesiology	319
37-5115-1010001	Renolds Neurooncology Lab	313	37-5201-4002001	Anesthesiology	319
37-5115-1011001	Harris Professorship - Geriatrics	313	37-5210-1002001	Rural Residency	319
37-5115-1013001	Larson Professorship for Respiratory Dis	313	37-5210-9110035	Department Costs	319
37-5115-1014001	Harris-Oncology Professorship	313	37-5210-9110045	Clinical Division	319
37-5115-1015001	Hubbard Chair of Cardiology	313	37-5210-9110055	Administration Division	319
37-5115-1016001	Larson Professor of Rheumatology	313	37-5210-9110065	Research Division	319
37-5115-2001003	Joe Shapiro Expendable-Endowment Earning	313	37-5210-9110075	Undergraduate Division	319
37-5115-2002001	Internal Medicine	313	37-5210-9110998	COSTSHARE/36-5210-2019-001	319
37-5115-2003001	Int Med Oncology	313	37-5220-1001001	ACG Journal/Quigley	319
37-5116-1001001	Olson Professorship	313	37-5220-1003001	Clinic Pers Reimbursement	319
37-5116-1002001	M.L. Smith Professorship	313	37-5220-1006001	Dean Soc Development-Internal Med	319

NUMERIC LISTING OF COST OBJECTS
University of Nebraska Medical Center

37-5220-1006002	Cardiology	319	37-5232-2002001	Rupp Research Fund	320
37-5220-1006004	DEM (Diabetes-Endocrine-Metabolism)	319	37-5232-2003001	Watanabe Fund for HIV/AIDS Research & Ca	320
37-5220-1006005	IM Education	319	37-5234-2005001	Kessinger Research Fund	320
37-5220-1006006	Geriatrics	319	37-5234-2021001	Lymphoma Salaries	320
37-5220-1006007	General Medicine	319	37-5237-2003001	Advanced Stage Lung Disease Rsch Fund	320
37-5220-1006008	Infectious Diseases	319	37-5237-2016001	Romberger Laboratory	320
37-5220-1006010	Oncology/Hematology	319	37-5237-2018002	Murphy CF Account	320
37-5220-1006011	Pulmonary	319	37-5237-3001001	Section Chief Academic Fund	320
37-5220-1006012	Rheumatology	319	37-5240-9110001	Neph Dev-GENERAL	320
37-5220-1006013	DD&N(Digestive Diseases & Nutrition)	319	37-5241-1002001	Rheumatology Pro Svcs Fees	320
37-5220-1006014	IM Patient Simulator Account	319	37-5241-1002008	Kaleb Michaud Development Fund	320
37-5220-1006015	IM Medical Students	319	37-5241-2002001	Rheumatology Rsch	320
37-5220-1006016	Nephrology	319	37-5241-2004001	Rheumatology	320
37-5220-1006202	COST SHARING/36-5224-2066-001	319	37-5241-2008001	Rheumatology	320
37-5220-1006982	COSTSHARE/ 34-5228-1003-001	319	37-5250-4003001	Neurological Sciences	320
37-5220-1006983	COSTSHARE/ 36-5228-2010-001	319	37-5250-9110001	Main Profess Account	320
37-5220-1006985	COSTSHARE/ 34-1901-2109-003	319	37-5260-9110001	Ob/Gyn Prof Svcs Fees	320
37-5220-1006996	COSTSHARE/ 36-5234-2213-001	319	37-5260-9110016	Ob/Gyn Prof Svcs Fees Koon	320
37-5220-2001001	Internal Medicine Research	319	37-5261-2001001	Leland & Dorothy Olson Ctr Womens Hlth	320
37-5220-2001009	I.M. Research-Neurology	319	37-5261-2001004	Gyn Onc Research	320
37-5220-2001011	I.M. Research-Pulmonary	319	37-5261-2001009	Dr Turpen/Dr Ryan - Immune	320
37-5220-2001013	I.M. Research - R.Boissy	319	37-5261-2001011	Olson Center/Womens Health Res Ctr	320
37-5220-9310001	Div of DEM Prof Svcs Fees	319	37-5261-2001012	Olson Center/Research Center-Davis	320
37-5220-9610001	Div Of C G Prof Svcs Fees	319	37-5261-2001015	Breast Cancer (Primary Care)	320
37-5220-9810001	Div of Onc Prof Svcs Fees	319	37-5261-2001998	COSTSHARE/ 36-5261-2002-001	320
37-5220-9810995	COSTSHARE/ 36-5301-2246-001	320	37-5262-2001001	Maternal-Fetal Medicine Research Account	320
37-5220-9810999	COSTSHARE/ 34-5234-2004-009	320	37-5262-2003001	McGoogan Professorship	320
37-5220-9910001	Div Of Pm Prof Svcs Fees	320	37-5262-9610001	Hospital Reimburse - Midwives	320
37-5224-1003016	Dept Funded Personnel	320	37-5263-9210001	Reprod Endocrinol/Infertility PS Fee	320
37-5224-2005002	JCRL	320	37-5266-9510001	Obstetrics/Gynecology	320
37-5224-2005003	Cardiology Research Personnel	320	37-5267-3001996	COSTSHARE/ 36-5267-3002-043	320
37-5224-2011001	Dan Anderson Research	320	37-5269-2001001	Autoimmunity In Cancer	320
37-5224-2012001	Clarkson FND Research	320	37-5270-1001001	Optical Develop Acct	320
37-5226-2003001	Bly Memorial Research Fund	320	37-5270-1003001	Ophtho Prof Svcs Fees	320
37-5226-2004001	DEM Section Research	320	37-5270-2005001	General Research	320
37-5229-2005001	Clinical Research Development Fund	320	37-5270-3003001	Zemunski Endowment Earnings	320
37-5229-9010001	New Horizon/Maillard	320	37-5270-3004001	Ophthalmology	321
37-5232-1011001	Freifeld Research	320	37-5280-2009001	Hixson/Lied Rsch	321

NUMERIC LISTING OF COST OBJECTS
University of Nebraska Medical Center

37-5280-2009003	Bio-Nanotechnology	321	37-5310-2003001	Pediatric Research	326
37-5280-2010001	Hixson Sub-Fund Orthopaedic Research	321	37-5310-2008001	Pediatrics	326
37-5280-2011001	Outcomes Research	321	37-5310-4001001	Pediatrics Administration	326
37-5280-9110001	Orthopedic Prof Svs Fees	321	37-5310-4001992	COSTSHARE/ 34-5234-2004-009	326
37-5280-9110031	Pediatric Practice Entity-Orthopaedics	321	37-5310-4001993	COSTSHARE/ 36-5322-3009-001	326
37-5290-9110001	Ent Prof Svs Fees	321	37-5310-4001994	COSTSHARE/ 36-5234-3006-014	326
37-5290-9110033	Midlevel/Other Expenses	321	37-5310-4001995	COSTSHARE/ 36-5234-3005-009	326
37-5290-9210001	OFF Pro Fees	321	37-5310-4003001	Pediatrics Admin	326
37-5290-9310001	H & N Pro Fees	321	37-5310-4003999	COSTSHARE/ 36-5325-2001-001	326
37-5301-1004008	Unexpended - Cohen; Samuel	326	37-5310-9110001	Pediatrics Prof Svs Fees	326
37-5301-1004015	Unexpended - Iwen; Peter	326	37-5315-9110001	Newborn Medicine	326
37-5301-1004023	Program Development - Su; Kaihong	326	37-5316-2001001	Cyst Fib Research	326
37-5301-1004026	Program Development - Fu; Kai	326	37-5316-9110001	Pulmonology	326
37-5301-1004092	Program Development - Fey; Paul	326	37-5318-2001001	Cardiovascular Rsch & Ed	327
37-5301-1006001	Pathology/Microbiology Instruction	326	37-5318-2003001	Arrhythmia Genetics Program	327
37-5301-1006003	Graduate Students	326	37-5318-9110001	Cardiology	327
37-5301-1006008	Summer Students	326	37-5318-9110999	COSTSHARE/ 36-5224-2066-001	327
37-5301-2002028	Development - McDonald; Thomas	326	37-5319-2002001	Infectious Disease	327
37-5301-2005001	Research Development Fund	326	37-5319-2005001	Pediatrics Infectious Disease	327
37-5301-2005013	Cardio Vascular Registry	326	37-5319-3001001	Douglas County Health Dept	327
37-5301-2005039	Sterilization Facility	326	37-5330-1001001	Anna Stake Psy Fellowship	327
37-5301-2005108	XLP Project	326	37-5330-1003006	Sorrell - Consultation	327
37-5301-2006001	Academic Affiliation Agreement	326	37-5330-3001001	Methadone Corollary Account	327
37-5301-3001001	State Lab	326	37-5330-9110003	Psych - Admin - Greiner	327
37-5301-6001005	Computers-Printers-etc	326	37-5330-9210001	Psychiatry-Child & Adolescent	327
37-5301-6001020	NMC / FTE SPLIT	326	37-5330-9210002	Psychiatry-Forsman-Bierman	327
37-5301-9001001	Regional Pathology Services	326	37-5330-9210004	Psychiatry-West	327
37-5301-9001002	Molecular Diagnostics/Forensics	326	37-5330-9210007	Psychiatry-Robin Zagurski	327
37-5301-9110001	Pathology Prof Svs Fees	326	37-5330-9210012	Psychiatry- Brenda McInay	327
37-5305-2001001	Rapid Autopsy Program	326	37-5330-9310001	Psychiatry-Adult	327
37-5305-2003001	CNND Programs	326	37-5330-9310002	Psychiatry-Batey	327
37-5305-2003998	COSTSHARE/ 36-5160-2045-001	326	37-5330-9310012	Dept-Psych-Adult-Dr Shaffer	327
37-5305-2008013	Temp Tobacco-Haorah	326	37-5330-9410009	Psychiatry-Geniatrics-Adlof	327
37-5305-2013001	JNIP (Journal of Neuroimmune Pharmacology	326	37-5330-9410010	Psychiatry-Geniatrics-Calvin Russell	327
37-5310-1001001	Development Fund	326	37-5330-9510001	Consultation Liaison	327
37-5310-1001991	COSTSHARE/ 347-5319-2001-001	326	37-5330-9510002	James Sorrell	327
37-5310-1001996	COSTSHARE/ 36-5323-2005-001	326	37-5330-9510003	Todd Stull	327
37-5310-1005001	Graduate Education Program	326	37-5330-9510006	Dr. David Folks	327

NUMERIC LISTING OF COST OBJECTS
University of Nebraska Medical Center

37-5330-9510007	Psychiatry Consultation - Cynthia Bang	327	37-5360-9910001	Transplant	328
37-5330-9510008	Psychiatry Consultation - Matthew Egbert	327	37-5370-9010001	Emergency Medicine	328
37-5330-9510011	Psychiatry Consultation - Calvin Russell	327	37-5370-9012001	Emergency Medicine	328
37-5330-9510012	Psychiatry - APRN H. Wilhem	327	37-5401-1001001	Preventive & Societa	331
37-5340-1001001	Professional Fees	327	37-5401-1001003	COPH Deans Office Consulting	331
37-5340-1002001	Radiation Therapy Program	327	37-5401-2001001	COPH Deans Office	331
37-5340-2001001	Radiation Oncology Research	327	37-5401-3002001	COPH Deans Office	331
37-5350-9110001	Radiology Prof Svs Fees- Walker	327	37-5401-3002002	GPPHLI Scholarships	331
37-5350-9210001	Div Of Nm Prof Svs Fees/Walker	327	37-5410-1001001	Biostatistics	331
37-5350-9310001	Div Of Rt Prof Svs Fees	327	37-5410-2001001	COPH Biostatistics	331
37-5350-9310009	Int. Rad. Prof Svs Fees-Non AAA-Allison	327	37-5420-1001001	Environmental	331
37-5350-9410001	Radiology Prof Svs Fees - Rapp	327	37-5420-2001001	COPH EAOH	331
37-5350-9510001	Radiology	327	37-5430-1001001	Epidemiology	331
37-5350-9510004	Research - Sajja	327	37-5430-2001001	COPH Epidemiology	331
37-5350-9610001	Radiology	327	37-5440-1001001	HSRA	331
37-5360-1002001	Core Research Lab	327	37-5440-2001001	COPH HRSA	331
37-5360-1010001	Student Support	327	37-5450-1001001	Health Promotion	331
37-5360-1011001	Resident Support	327	37-5450-2001001	COPH HPSBH	331
37-5360-2015001	FK-506 Residual	327	37-5450-2001998	COSTSHARE/36-5450-2003-001	331
37-5360-2026001	Pipinos Rsch	327	37-5465-1001001	COPH Biosecurity	331
37-5360-2027001	Wrenshall Rsch	327	37-5485-3001001	COPH Hlth Disparities	331
37-5360-2043001	Hammel Research	327	37-5485-3001002	Reducing Hlth Disparities - North Omaha	331
37-5360-2046001	Mercer Research	327	37-5485-3001003	Reducing Hlth Disparities - South Omaha	331
37-5360-2050001	Surgery	327	37-5485-3001994	COSTSHARE/ 36-5485-3003-001	331
37-5360-2054001	Surgery	328	37-5485-3001995	COSTSHARE/ 36-5485-1001-001	331
37-5360-2056001	Sugergy	328	37-5485-3001997	COSTSHARE/ 36-5485-3001-006	331
37-5360-3003001	Heart Transplant/CHF Program	328	37-5495-2001001	COPH CCORDA	331
37-5360-3004001	Surgery	328	37-5507-1002001	MRI Development Fund	334
37-5360-4001001	Surgery	328	37-5507-1002002	HBM Professorships	334
37-5360-9110001	Surgery Prof Svs Fees	328	37-5507-1002003	HBM Autism Program	334
37-5360-9210001	Thorac & Card Sur Pro Fee	328	37-5507-1002005	Scottish Rite Language Program	334
37-5360-9310001	General Surgery Pro Fees	328	37-5507-1007005	BEST-CASE	334
37-5360-9310999	COSTSHARE/ 36-5360-2121-001	328	37-5507-1016001	Gait Lab Development Fund	334
37-5360-9410001	Cardiothoracic Surgery Pro Fees	328	37-5507-1027001	MMI Social Services	334
37-5360-9510001	Oral Surgery Pro Svs Fees	328	37-5507-3002001	Psychiatric Outstate Clinics	334
37-5360-9610001	Urology Pro Scs Fees	328	37-5507-3003001	Social Work Community Service	334
37-5360-9710001	Neurosurgery Pro Fees	328	37-5507-3004001	Occupational Therapy School Services	334
37-5360-9810001	Plastic Surgery Pro Fees	328	37-5507-3005002	Physical Therapy School	334

NUMERIC LISTING OF COST OBJECTS
University of Nebraska Medical Center

37-5507-3005003	Wheelchair & Seating Eval	334
37-5507-3007001	Hospital Genetic Support	334
37-5507-3007002	Perinatal Substance Abuse	334
37-5507-3007003	Statewide Genetic Plan	334
37-5507-3008001	Augmentative School Contracts	334
37-5507-3026004	HB Munroe Recreation Programs	334
37-5507-3026005	Adult Evening Recreation Program	334
37-5507-3026006	PLAY/Camp	334
37-5507-3026008	Assistance to Individuals	334
37-5507-3026009	GWR-Socialization Program for Youth with	334
37-7109-2004992	COSTSHARE/34-1905-2171-402	337
37-7109-2004993	COSTSHARE/34-1905-2171-302	337
37-7109-2004994	COSTSHARE/34-1905-2171-202	337
37-7109-2004995	COSTSHARE/34-1905-2171-102	337
37-7109-2007001	CattlemenS Ball Fund	337
37-7109-2012001	Eppley	337
37-7109-2014001	Eppley	337
37-7109-2015001	Eppley	337

NUMERIC LISTING OF COST OBJECTS
University of Nebraska at Omaha

41-0101-0100	V/C - Academic & Student Affairs	342	41-0505-0600	UNO/UNMC Biomedical Research Program	344
41-0101-0200	Assessment Office	342	41-0506-0100	Black Studies	344
41-0101-0300	Collective Bargaining Expense	342	41-0507-0100	Chemistry	344
41-0102-0100	Candidate Expense	342	41-0508-0100	English	344
41-0103-0100	Program Development Curriculum Review	342	41-0508-0300	English - Writing Center	345
41-0104-0100	Faculty Senate	342	41-0510-0100	Foreign Languages	345
41-0105-0100	Memberships	342	41-0511-0100	Geography	345
41-0107-0100	Institutional Research and Planning	342	41-0511-0300	Geology Field Travel	345
41-0301-0100	CPACS - Dean	343	41-0512-0100	History	345
41-0302-0100	CPACS - General	343	41-0514-0100	Mathematics	345
41-0302-0300	CPACS - Travel	343	41-0515-0100	Philosophy	345
41-0302-1400	CPACS Distance Education	343	41-0515-1000	Religion	345
41-0305-0100	Center for Public Affairs Rsch	343	41-0516-0100	Physics	345
41-0305-0200	Urban Policy Research	343	41-0517-0100	Political Science	345
41-0305-0300	Labor Studies Institute	343	41-0518-0100	Psychology	345
41-0306-0100	Criminal Justice	343	41-0519-0100	Sociology	345
41-0306-0300	Juvenile Justice Institute	343	41-0599-0100	Budget Adjustment-Arts and Sciences	345
41-0307-0100	Aviation Institute	343	41-0601-0100	Dean College of Business Administration	346
41-0308-0100	Public Administration	343	41-0602-0100	Business Administration - General	346
41-0308-0300	Masters of Public Health	343	41-0602-0200	Business Administration - Travel	346
41-0309-0100	Gerontology	343	41-0602-1400	Business Distance Education	346
41-0310-0100	Social Work	343	41-0606-0100	Nebraska Business Development Center	346
41-0311-0100	Low Income Support-Goodrich	343	41-0699-0100	Budget Adjustment-Business	346
41-0399-0100	Budget Adjustment-CPACS	343	41-0701-0100	Dean CFAM	347
41-0501-0100	Dean Arts & Sciences	344	41-0702-0100	CFAM General	347
41-0502-0100	Arts & Science General	344	41-0702-1400	CFAM Distance Education	347
41-0502-0400	Arts & Sciences - Animal Care	344	41-0705-0100	Art and Art History	347
41-0502-0600	Radiological H & S	344	41-0705-0200	Fine Arts Press	347
41-0502-0700	OLLAS-Latino & Latin American Studies	344	41-0705-0300	Art - Gallery	347
41-0502-0800	Native American Studies	344	41-0706-0100	Music	347
41-0502-0900	Women & Gender Studies	344	41-0706-0200	Band	347
41-0502-1000	A&S Faculty Development	344	41-0707-0100	Theatre	347
41-0502-1100	Science/Math Center	344	41-0707-0200	Theatre - Production	347
41-0502-1400	Arts & Sciences Distance Education	344	41-0708-0100	Writers Workshop	347
41-0505-0100	Biology	344	41-0708-0200	Writers Workshop - Student Activities	347
41-0505-0300	Environmental Studies Program	344	41-0720-0100	Communication	347
41-0505-0400	Allwine Prairie Preserve	344	41-0720-0300	Forensics	347
41-0505-0500	Allwine Radiological Safety	344	41-0720-0400	Communication - Speech Center	347

NUMERIC LISTING OF COST OBJECTS
University of Nebraska at Omaha

41-0730-0100	Television	348	41-2201-0500	General Education	352
41-0731-0100	Radio	348	41-2201-0600	Chairs	352
41-0799-0100	Budget Adjustment-CFAM	348	41-2201-0800	Special Faculty Development	352
41-0801-0100	Information Science & Technology Dean	349	41-2201-1200	Indirect Cost	353
41-0802-0100	Information Science & Technology General	349	41-2201-1400	Multi-Model Education	352
41-0802-0200	College of IS&T Maintenance	349	41-2201-2000	Chancellor Program Support	352
41-0802-0300	NE Univ Consortium on Info Assurance	349	41-2201-2100	Strategic Planning Initiatives	352
41-0802-0400	Intl Academy for Adv Decision Support	349	41-2201-2300	Incentive Allocation	352
41-0802-1400	IS&T Distance Education	349	41-2201-8100	OASA Center for Collaborative Science	352
41-0806-0100	Computer Science	349	41-2209-0100	Honors Program	352
41-0807-0100	ISQA	349	41-2210-0200	Center for Faculty Development	352
41-0809-0100	Telecommunications	349	41-2210-0400	Service Learning Academy & Amer Humanities	352
41-0811-0100	School of Interdisciplinary Informatics	349	41-2211-0100	Univ Comm on Research & Creative Act	352
41-0899-0100	Budget Adjustment-IS & T	349	41-2212-0100	Air Science	352
41-1001-0100	Dean College of Education	350	41-2290-0100	Unemployment Compensation	352
41-1002-0100	Education General	350	41-2290-0200	Workers Compensation	352
41-1002-0200	Education General - Faculty Travel	350	41-2290-0300	Unemployment Compensation	352
41-1002-0300	Education General - Supervision Travel	350	41-2290-0400	Workers Compensation	352
41-1002-0400	Instructional Material Center	350	41-2299-0100	Budget Adjustments - Negative Budget	352
41-1002-0500	Supervision of Student Teachers	350	41-2315-0100	Need Based Scholarships UTAG	353
41-1002-1400	Education Distance Education	350	41-2315-0200	Need Based Aid - UAG	353
41-1006-0100	Educational Admin & Supervision	350	41-2315-0300	Need Based Aid - College Bound NE	353
41-1008-0100	Teacher Education	350	41-2401-0100	International Studies and Programs	353
41-1009-0100	Counseling	350	41-2402-0100	Center for Afghanistan Studies	353
41-1010-0100	Health Physical Educ and Recreation	350	41-2402-0200	International Advising	353
41-1010-0200	HPER - Moving Company	350	41-2402-0300	International Admissions	353
41-1013-0100	Special Education Communicational Disorders	350	41-2402-0400	Study Abroad	353
41-1099-0100	Budget Adjustment-Education	350	41-2601-0100	Division of Continuing Studies	354
41-1201-0100	Dean Graduate College	351	41-2601-1400	Continuing Studies Distance Education	354
41-1205-0100	Sponsored Projects and Research	351	41-2602-0300	Continuing Education - Degree Prgm/BGS	354
41-1206-0100	Graduate Education Improvement	351	41-2606-0100	Offutt Programs	354
41-1601-0100	Criss Library General	351	41-2607-0100	Kiewit Center	354
41-1602-0100	Library Books & Serials	351	41-2901-0100	Academic Computing	354
41-1604-0100	Library Binding	351	41-2901-0300	Distance Education (API)	354
41-2101-0100	Summer Instruction	352	41-2902-0100	Acad Computing-Student Info Sys (ADIS)	354
41-2201-0100	Part Time and Temporary Instruction	352	41-2903-0100	Administrative Computing (ADIS)	354
41-2201-0300	Academic Excellence Fund	352	41-2904-0100	Media Services	355
41-2201-0400	Instructional Equipment	352	41-2904-0200	Technology Maintenance	355

NUMERIC LISTING OF COST OBJECTS
University of Nebraska at Omaha

41-3301-0100	Plant Operations and Construction	355	41-4236-0100	Career Center	357
41-3305-0100	Building Repairs & Maintenance	355	41-4255-0100	Health Promotion	357
41-3306-0100	Custodial	355	41-4290-0100	Unemployment Compensation	357
41-3307-0100	Grounds - North	355	41-4290-0200	Workers Compensation	357
41-3307-0150	Grounds - South	355	41-4299-0100	Budget Adjustment - Student Affairs	357
41-3308-0100	Power Plant	355	41-4301-0100	Vice Chancellor for Business & Finance	358
41-3309-0100	Utilities	355	41-4301-0200	Business & Finance - Travell/Equipment	358
41-3311-0100	Facilities Planning and Architectural Svc	355	41-4301-0300	Business & Finance - Indirect Cost	359
41-3312-0100	Security and Traffic	355	41-4305-0100	Finance	358
41-3390-0100	Unemployment Compensation	355	41-4305-0200	Administration Technology Support	358
41-3390-0200	Workers Compensation	355	41-4306-0100	Accounting Services Department	358
41-3399-0100	Budget Adjustment - Plant Operations	355	41-4307-0100	Cashiering/Student Accounts	358
41-4101-0100	Chancellor	356	41-4309-0100	Grants Accounting	358
41-4101-0300	Honors Awards & Recognition	356	41-4310-0100	Purchasing	358
41-4101-0400	Indirect Cost	356	41-4311-0100	Environmental Health & Safety	358
41-4101-0500	Housing Allowance	356	41-4312-0100	Mail Service	358
41-4101-0700	Minority/Gender Equity Recruitment Fund	356	41-4314-0100	Bonds and Insurance	358
41-4101-0800	Strategic Planning	356	41-4320-0100	Human Resources	358
41-4105-0100	Ombudsman	356	41-4320-0200	Training and Development	359
41-4201-0100	Assoc V/C for Student Affairs	356	41-4320-0400	On Campus Student Employment	359
41-4201-0200	V/C Academic & Support Staff	356	41-4321-0100	Payroll	359
41-4201-0300	Student Promotional	357	41-4330-0100	Miscellaneous General Expense	359
41-4201-0400	Indirect Cost	358	41-4390-0100	Workers Compensation	359
41-4202-0100	Commencement	357	41-4390-0200	Unemployment Compensation	359
41-4202-0200	Honors Convocation	357	41-4399-0200	NU Values Adjustments	359
41-4205-0100	Teacher Placement	357	41-4405-0100	Special Projects	359
41-4206-0200	Svcs to Students with Disabilities	357	41-4405-0200	Special Events	359
41-4206-0300	Testing Center	357	41-4410-0100	University Communications	359
41-4207-0100	Counseling Service	357	41-4410-0400	Advertising & Marketing	359
41-4207-0200	Multicultural Student Support Services	357	41-4415-0100	Employee Assistance Program	359
41-4207-0400	Summer Scholars	357	41-4425-0200	Alumni Association Support	359
41-4207-0500	Cultural Awareness Programming	357	41-4490-0100	Unemployment Compensation	359
41-4208-0100	Recruitment Services	357	41-4499-0200	NU Values Adjustments	359
41-4230-0300	Recruitment/Retention	357	41-7701-0100	Intercollegiate Athletics	360
41-4230-0400	Catalog	357	42-0302-0100	CPACS - Technology Fee	343
41-4231-0100	Records & Registration	357	42-0306-9015	Criminal Justice London Trip	343
41-4232-0100	Undergraduate Admissions	357	42-0307-0300	Adv Simulatn Facility/Aviation Rsrc Cntr	343
41-4233-0100	Financial Aid	357	42-0308-0100	Municipal Clerks Training	343

NUMERIC LISTING OF COST OBJECTS
University of Nebraska at Omaha

42-0308-0300	Aviation Fee	343	42-0705-1200	Foundation Course Lab Fees	348
42-0308-0800	Public Admin - Distance Education Fee	343	42-0705-1300	Painting Studio Lab Fee	348
42-0502-0100	A&S - Technology Fee	345	42-0705-1400	Life Drawing I & II Lab Fees	348
42-0502-0500	A&S - Distance Education Fee	345	42-0705-1500	Independent Study & Thesis Lab Fees	348
42-0505-0200	Biology Lab Fee	345	42-0705-2500	Ford Conservation Center	348
42-0507-0100	Chemistry Lab Fee	345	42-0706-0100	Applied Music Fees	348
42-0508-0100	English Reading Lab Fee	345	42-0706-0200	Music Other Lab Fees	348
42-0508-0400	Composition Computer Fee	345	42-0706-0400	UPFF Fund B Band	348
42-0508-0500	English Dual Enrollment Program	345	42-0706-0700	Music Activities	348
42-0510-0100	Foreign Language Lab Fee	345	42-0707-0200	Theatre - Revolving	348
42-0511-0200	Geology Lab/Field Trip	345	42-0707-0250	Theatre Fee	348
42-0511-0300	Geography Lab/Field Trip	345	42-0707-0300	Film Test Pass Fee	348
42-0514-0100	Mathematics Lab Fee	345	42-0708-0100	Writing Lab Fees	348
42-0516-0100	Physics - Special Materials	345	42-0720-0200	Communication/Photo Lab	348
42-0516-0400	Planetarium	345	42-0720-0300	Radio Lab Fee	348
42-0516-0500	Science Store	345	42-0720-0400	Television Lab Fee	348
42-0516-0600	Summer Camps	345	42-0720-0500	Publication Design and Graphics Fee	348
42-0516-0700	Physics - Distance Education	345	42-0720-0700	Writing Lab (Broadcasting) Fee	348
42-0518-0100	Psychology Lab Fees	345	42-0720-0800	Writing Lab (Journalism) Fee	348
42-0602-0100	CBA - Technology Fee	346	42-0720-0850	Technical Communication Lab Fee	348
42-0602-0800	CBA PKITDC Activities	346	42-0730-0200	Television Revolving	348
42-0602-0900	Business Administration Lab Fee	346	42-0730-0900	TV Production General	348
42-0605-0100	Executive MBA Program	346	42-0731-0100	Radio Revolving	348
42-0606-0200	NBDC Training	346	42-0802-0100	IS&T - Technology Fee	349
42-0606-0400	NBDC Contract Consulting	346	42-0802-0200	Business Internships	349
42-0606-0700	CBA GA Internships	346	42-0805-0100	PKI - TDC Revolving Activities	349
42-0607-0200	Accounting & Statistics Lab Fee	346	42-1002-0100	Education - Technology Fee	350
42-0610-0400	Management Lab Fee	346	42-1002-0400	Metro Omaha Ed Consortium	350
42-0702-0100	CFAM - Technology Fee	348	42-1008-0400	Mentoring/Induction Program	350
42-0702-0500	Cultural Enrichment Fee	348	42-1009-0200	Counseling Appraisals Fee	350
42-0705-0100	Ceramic Program Revolving	348	42-1010-0300	Scuba Equipment Fee	350
42-0705-0200	Sculpture Lab Fees	348	42-1010-0400	Backpacking Trip Fee	350
42-0705-0300	Art Program Revolving	348	42-1010-0500	First Aid Lab Fee	350
42-0705-0400	Printmaking Lab Fees	348	42-1010-0600	HPER Fitness Center	350
42-0705-0500	Art Slide Usage Fee	348	42-1010-0900	Athletic Injuries/Training Lab Fees	350
42-0705-0600	Book Lab Fees	348	42-1010-1200	Adv Lifesaving/Lifeguard Training Fee	350
42-0705-0700	Printmakers-in-Resident	348	42-1010-1300	Outdoor Adventure Activity Fee	350
42-0705-1100	Art Education Lab Fees	348	42-1013-0200	Special Education Clinic	350

NUMERIC LISTING OF COST OBJECTS
University of Nebraska at Omaha

42-1202-0500	Graduate Student Services Revolving	351	42-4233-0200	Pell Administrative Allocation	357
42-1601-0200	Library Fines and Lost Books	352	42-4233-0400	Financial Aid Enrollment Svcs Fee	357
42-1601-0300	Library Community Users	352	42-4236-0100	Career Fair	357
42-1601-0400	Resource Sharing	352	42-4250-0100	Student Organizations and Leadership Pro	357
42-1601-0500	Thesis Binding	352	42-4306-0100	Student Agency Accounting	359
42-1601-0600	Library - Technology Fee	352	42-4307-0100	Perkins/NDSL Administration	359
42-1601-0700	Library Fee	352	42-4307-0300	Cashiering Student Accts Enroll Svcs Fee	359
42-1601-0800	Library Copy & Print Services	352	42-4309-0100	W/S & SEOG 75%	359
42-1601-0900	Library Dual Enrollment	352	42-4309-0200	Pell Administrative Allocation	359
42-2201-0100	ITS Technology Fee	353	43-0150-0100	Commutation Uniform	342
42-2201-0500	Dual Enrollment Program	353	43-0151-0100	AFROTC Uniform Salvage	342
42-2402-0100	IS&P - Technology Fee	354	43-1050-0100	Ed Tech Center Fines	351
42-2402-0150	International Student Fee	354	43-2901-0100	Academic Computing (CS)	355
42-2402-0175	New Student Fee - International	354	43-2901-0300	Academic Technologies	355
42-2402-0200	IS&P Study Abroad	354	43-2903-0100	Administrative Computing (IT-Net)	355
42-2405-0100	Intensive Language Program (ILUNO)	354	43-2904-0200	Technology Maintenance (MTS)	355
42-2406-0100	International Professional Development	354	43-2905-0100	Tele/Radio Communications	355
42-2601-0400	DCS - Distance Education Fee	354	43-3350-0100	Parking Lot Services	356
42-2607-0100	Continuing Education - Non Credit	354	43-4201-0400	Facilities Fee	358
42-2901-0100	NonResident Distance Education Fee (API)	355	43-4201-1100	Maverick Village - Adm Fee Student Affrs	358
42-2901-0200	Distance Education Fee (API)	355	43-4233-0100	Veterans Affairs	358
42-2901-0300	Online Distance Education Tuition	355	43-4250-0100	Student Center	358
42-2904-0100	Multi Media Tech Svcs - Technology Fee	355	43-4250-0200	Student Center Administration	358
42-4201-0100	Student Affrs - Technology Fee	357	43-4250-0800	Child Care Center	358
42-4201-0300	Student Affairs Programming	357	43-4251-0100	University Bookstore	358
42-4201-0600	Technology Support	357	43-4252-0100	Food Service	358
42-4201-1000	Incident Command Emergency Planning	357	43-4252-0400	Vending	358
42-4205-0100	Teacher Placement Career Fair	357	43-4255-0100	HPER Recreation Program	358
42-4206-0100	Testing	357	43-4255-1500	Masters Swim Program	358
42-4206-0200	Computer-Based Testing Program	357	43-4255-8100	Dome Operations	358
42-4208-0100	Enrollment Services Revolving	357	43-4256-0100	Health Service	358
42-4208-0200	Recruitment Services	357	43-4256-0200	Alcohol and Drug Education	358
42-4208-0300	Orientation	357	43-4256-0300	Other Svc	358
42-4208-0400	Durango Days	357	43-4411-0100	MapCard Services	359
42-4208-0500	Campus Tour/Visit Program	357	43-4451-0100	Fieldhouse Utilization	359
42-4231-0100	Records & Registration Revolving	357	43-4451-0200	Strauss Utilization	360
42-4232-0100	Undergraduate Admissions Revolving	357	43-4451-0750	Maverick Village Adm Fee	360
42-4233-0100	W/S & SEOG 25%	357	43-7501-0100	Housing - Administration	360

NUMERIC LISTING OF COST OBJECTS
University of Nebraska at Omaha

43-7510-0100	Maverick Village	360	43-7710-1500	Womens Athletics - GIA	361
43-7515-0100	University Village	360	43-7710-2000	Womens Athletics - Clinics Basketball	361
43-7701-0100	Athletics Administration	360	43-7710-2200	Womens Athletics - Clinics Volleyball	361
43-7701-0200	Athletic Media Relations	360	43-7710-2500	Womens Athletics - Clinics Soccer	361
43-7701-0300	NCAA Compliance/Academic Resource	360	43-7710-2600	Womens Athletics - Clinics Swim	361
43-7701-0400	Marketing	360	43-9810-0200	Gateway	361
43-7701-0405	Marketing Planned Development	360	43-9810-0500	Maverick Productions	361
43-7701-0450	Ticket Office	360	43-9810-0700	Student Government	361
43-7701-0800	Training Room	360	43-9825-0200	Alumni	361
43-7701-0900	Strength And Conditioning	360	43-9825-0400	Miscellaneous	361
43-7701-1000	Equipment Room	360	44-0307-1006201	NASA: Space Grant Consortium 4/06	343
43-7701-1100	Business Office	360	44-0307-1006202	NASA: Space Grant Consortium	343
43-7701-1200	Athletic Facilities	360	44-0307-1007100	NASA EPSCoR: LINNC	343
43-7701-1300	Concessions	360	44-0307-1008201	NASA EPSCoR: Satellite Contaminant	343
43-7701-1400	Spirit Teams	360	44-0307-1009100	NASA EPSCoR: DSE Technologies	343
43-7701-1500	Athletic Insurance	360	44-0307-1010100	NASA: EPSCoR - RFID & RTLS	343
43-7701-2000	Athletics-Clinics Strength & Cond	360	44-0307-1011100	NASA EPSCoR: Surgical Robotics	343
43-7701-5000	Athletic Budget Adjustment	360	44-0505-1005201	NIH: ARRA - Genotyping System	345
43-7705-0100	Mens Athletics - Basketball	360	44-0518-1006201	NIH:Parent,Sib & Infant Dev	345
43-7705-0200	Mens Athletics - Baseball	360	44-1010-1003201	ED: C P Infant Postural Control	351
43-7705-0300	Mens Athletics - Football	360	44-4101-1001204	ED: Project Achieve Yr-4	356
43-7705-0400	Mens Athletics - Wrestling	361	44-4101-1001205	ED: Student Grant Aid Yr-5	356
43-7705-0500	Mens Athletics - Hockey	361	44-4236-1100100	FWS Job Location & Development 6/10	358
43-7705-0600	Mens Athletics - Hockey Administration	361	44-9990-0000	Budget Adjustment-Agency	361
43-7705-0700	MA-Hockey PreSeason	361	44-9990-0100	Budget Adjustment-Instruction	361
43-7705-0900	Mens Athletics - Tennis	361	44-9990-0200	Budget Adjustment-Research	361
43-7705-1500	Mens Athletics - GIA	361	44-9990-0300	Budget Adjustment-Public Service	362
43-7705-2100	Mens Athletics - Clinics Basketball	361	44-9990-0400	Budget Adjustment-Academic Support	362
43-7705-2300	Mens Athletics - Clinics FB Coaches	361	44-9990-0500	Budget Adjustment-Student Service	362
43-7705-2310	Mens Athletics - Clinics Football	361	44-9990-0600	Budget Adjustment-Institutional Admin	362
43-7710-0100	Womens Athletics - Basketball	361	44-9990-0700	Budget Adjustment-Physical Plant	362
43-7710-0200	Womens Athletics - Softball	361	44-9990-0800	Budget Adjustment-Scholarship	362
43-7710-0300	Womens Athletics - Cross Country/Track	361	45-0306-1024100	DOJ-COPS: Meth Recovery	343
43-7710-0400	Womens Athletics - Volleyball	361	45-0602-1001100	DOD: BattleSpace Action Centers	346
43-7710-0500	Womens Athletics - Swimming	361	45-0606-1043100	EPA: PSRx Coordination	346
43-7710-0600	Womens Athletics - Soccer	361	45-0606-1044100	EPA: Pollution Prevention Center	346
43-7710-0700	Womens Athletics - Tennis	361	45-0606-1045100	EPA: P2RIC Goes Lean	346
43-7710-0800	Womens Athletics - Golf	361	45-0606-1046201	SBDC: On-Campus	346

NUMERIC LISTING OF COST OBJECTS
University of Nebraska at Omaha

45-0606-1046202	SBDC: Off-Campus	346	46-0606-0009204	Prog Inc Cost Share for 2010	347
45-0606-1048100	SBA: Sustainability Initiative 12/09	347	46-0606-1027201	NDED: MEP On-Campus 6/10	347
45-0606-1051100	EPA: P2RIC	347	46-0606-1027202	NDED: MEP Off-Campus 6/10	347
45-0606-1052201	DOD: PTAC	347	46-0731-0031201	CPB: General 9/07	348
45-0606-1052202	DOD: PTAC	347	46-0731-0041201	CPB: CSG General	348
45-0606-1053201	SBDC: On-Campus	347	46-0806-1036100	UNMC: Elucidation of Microbial	349
45-0606-1053202	SBDC: Off-Campus	347	46-0806-1038100	UNMC:INBRE Functional Genomics(BIO)	349
45-0606-1054100	SBA: Veteran Assistance	347	46-0806-1047100	UNMC: INBRE(Bio) (Pending)	349
45-0606-1055100	SBA: Energy Audit & Efficiency	347	46-0807-1019100	UNMC: STAT Pack Support	349
45-0802-1002201	NSF:Info Assurance Scholar 5/07	349	46-1008-1039100	UNL: SPIRIT 11/08	351
45-0802-1004100	DOD: Information Security 3/08	349	46-1010-0045100	AHA: Augment Sensory Feedback	351
45-0802-1007100	DOD: High Assurance Software	349	46-9990-0000	Budget Adjustment-Agency	362
45-2402-1013202	DOS: ASAP II Administrative	354	46-9990-0100	Budget Adjustment-Instruction	362
45-2402-1017202	DOS: UIELSP Administration	354	46-9990-0200	Budget Adjustment-Research	362
45-9990-0000	Budget Adjustment-Agency	362	46-9990-0300	Budget Adjustment-Public Service	362
45-9990-0100	Budget Adjustment-Instruction	362	46-9990-0400	Budget Adjustment-Academic Support	362
45-9990-0200	Budget Adjustment-Research	362	46-9990-0500	Budget Adjustment-Student Service	362
45-9990-0300	Budget Adjustment-Public Service	362	46-9990-0600	Budget Adjustment-Institutional Admin	362
45-9990-0800	Budget Adjustment-Scholarship	362	46-9990-0700	Budget Adjustment-Physical Plant	362
46-0301-0014100	OCF: Neighborhood Center 12/06	344	46-9990-0800	Budget Adjustment-Scholarship	362
46-0301-0014201	OCF:Cost Share for NCLECJ Proj 2/10	344	47-0101-2001100	UNF:Regents Professorships	342
46-0301-0015208	OPPD: Energy Efficiency II & III	344	47-0101-2002100	Jefferts Chr Of English	342
46-0301-0023100	United Way: Financial Stability	344	47-0101-2003100	Kayser Chair	342
46-0301-0030100	Project Interfaith: Administration	344	47-0101-2004100	Kiewit Chair	342
46-0301-0031100	City of CB: Neighborhood Center	344	47-0101-2006100	UNF:Ralph Wardle Prof-Arts & Sciences	342
46-0301-0032100	IWF: Neighborhood Center - CB	344	47-0101-2007100	UNF:John Lucas Professorship-Bus Admin	342
46-0301-0038100	SF: Omaha Table Talk	344	47-0101-2008100	UNF:Paul Kennedy Prof-Education	342
46-0301-0039100	MACCH: Administration	344	47-0101-2009100	UNF:Edwin Clark Prof-Fine Arts	342
46-0301-1004100	NCLECJ: Neighborhood Accountability	344	47-0101-2010100	UNF:David Scott Professorship-Cpaacs	342
46-0306-0020100	BBF: Truancy Task Force	344	47-0101-2012100	UNF:William Hockett Professorship-Acctg	342
46-0306-0022201	BBF: Truancy - Admin	344	47-0101-2013100	UNF:James Earl Professorship Of Math	342
46-0306-0022202	BBF: Truancy - Evaluation	344	47-0101-2014100	Isaacson Chair	342
46-0306-1071100	NCLECJ: Community Planning	344	47-0101-2015100	UNF:Robert Reilly Prof-Communications	342
46-0306-1073100	NCLECJ: Web Diversion System	344	47-0101-2016100	UNF:Vamer Professorship	342
46-0306-1075100	NCLECJ: Community Planning	344	47-0101-2017100	UNF: Nba Professor Of Banking	342
46-0310-0010100	IWF: LEGENDS	344	47-0101-2019100	UNF:Hollie Bethel Professor of Education	342
46-0502-0003100	Ford Fd: Migrant Organizations	345	47-0101-2020100	UNF: Reynolds Professorship	342
46-0511-1010100	NAS: Climate Changes on Glaciers	346	47-0101-2021100	UNF:Durham Distinguished Professors Fund	342

NUMERIC LISTING OF COST OBJECTS
University of Nebraska at Omaha

47-0101-2022100	UNF: Spire Chair of Music	342	47-4101-2006100	UNF:J Becker Cba Deanship	356
47-0101-2023100	UNF:Margaret Killian Diamond Prof-Educ	342	47-4101-2015100	UNF:Executive Salary Equity Initiative	356
47-0101-2025100	UNF:Baright Professor of Real Estate	342	47-9990-0000	Budget Adjustment	362
47-0101-2026100	UNF:Terry Haney Chair of Gerontology	342			
47-0101-2028100	UNF:Jewish Federation of Omaha Professor	342			
47-0101-2029100	UNF:Marguerite Scribante Professorship	342			
47-0101-2030100	UNF:Robert Ackerman Fellow of Community	342			
47-0101-2031100	Thompson Scholars Learning Community	342			
47-0101-2033100	UNF:James R. Schumacher Trust Fund	342			
47-0307-2002100	UNF:Aviation Institute Professorship	344			
47-0309-2002100	UNF:James Thorson Fclty & Stdnt Excell	344			
47-0309-2005100	UNF:Program for Women & Successful Aging	344			
47-0501-2001100	UNF:IN&H Schwalb Center for Israel&Jewish	346			
47-0502-2003100	UNF:Chancellors Math & Science Awards	346			
47-0502-2008100	UNF:John Morgan Fund	346			
47-0512-2002203	UNF:Martin Prof of West American History	346			
47-0512-2002204	UNF:Martin Prof of History	346			
47-0514-2005100	UNF:UNO Cell Structure Project	346			
47-0516-2001100	Milo Bail Chair Of Physics	346			
47-0602-2002100	UNF:Wy & Gt Lindley Fund	347			
47-0602-2003100	UNF:Noddle Distnd Prof Management	347			
47-0602-2004100	UNF:CBA Distinguished Professorship	347			
47-0602-2005100	UNF:Dist Alumni Prof Of Accounting	347			
47-0602-2006100	UNF:Union Pacific Prof Of Acctg	347			
47-0602-2007100	UNF:Spencer Accounting Professorship	347			
47-0602-2011100	UNF: Cloud Prof of Investment Sciences	347			
47-0602-2025100	UNF:UNO Academy of Collaboration Science	347			
47-0731-2001202	KVNO Programming/Production	349			
47-0731-2001220	KVNO Personnel	349			
47-0802-2003203	UNF:UNO Ist&E Seg-Salary Supp	350			
47-0802-2003210	UNF: IST&E Computer Technician Salary &	350			
47-0802-2003225	UNF:Segregated PKI ITS Salary Support	350			
47-0802-2004100	UNF:Lee & Willa Seemann Dist Dean Is&T	350			
47-0802-2005100	UNF:Mutual Of Omaha Dist Chair Ist&E	350			
47-1002-2001100	UNF:Lois G Roskens Prof Education	351			
47-2210-2001100	UNF:Community Practice Teaching Fund	353			
47-2210-2001201	Community Practice Coordinator Stipend	353			
47-2210-2002201	UNF:UNO/OPS Service Learning Salary	353			

NUMERIC LISTING OF COST OBJECTS
University of Nebraska at Kearney

51-0101-0100	VC Academic Affairs	363	51-0522-0100	Social Work	364
51-0102-0200	Assessment	363	51-0599-0200	College of Nat/Soc Sci Unallocated	364
51-0102-0300	Artists And Lecturers	363	51-0601-0100	Dean College of Business/Technology	364
51-0102-0400	World Affairs Conference	363	51-0602-0200	Business/Technology General	364
51-0102-0600	SVCAA-Permanent Salary Savings	363	51-0602-0400	West Center Computer Lab	365
51-0199-0300	Interim Cash Fund Budget Adj	363	51-0610-0100	Accounting/Finance	365
51-0199-0400	Campus Priority Funding	363	51-0612-0100	Economics	365
51-0199-0500	Budget Adj - Benefits	363	51-0613-0100	Family Studies & Interior Design	365
51-0199-0700	Budget Adj - Instruction VCAA	363	51-0614-0100	Industrial Technology	365
51-0199-0800	Research Incentive Allocation	363	51-0614-0300	Industrial Technology Priority Program	365
51-0501-0100	Dean College of Natural & Social Science	363	51-0615-0100	Management	365
51-0502-0100	NSS Priority Program Enhancements	363	51-0616-0100	MBA Program	365
51-0502-0102	NSS Priority Pgm-Chem Facilities Upgrade	363	51-0616-0200	MBA Priority Program	365
51-0502-0113	NSS Priority Pgm-PSY Human Subject Coord	363	51-0618-0100	Marketing/MIS	365
51-0502-0114	NSS Priority Pgm-Health Programs Travel	363	51-0618-0200	Marketing/MIS Priority Program	365
51-0502-0115	NSS Priority Pgm-SOWK Prof Travel	363	51-0699-0200	College of Business/Technology Unallocat	365
51-0502-0117	NSS Priority Pgm-Intern Stipends	363	51-0701-0100	Dean College of Fine Arts/Humanities	365
51-0502-0118	NSS Priority Pgm-CSIS Faculty	363	51-0702-0100	FAH Priority Program Enhancements	365
51-0502-0119	NSS Priority Pgm-SOWK Faculty	364	51-0702-0200	Fine Arts/Humanities General	365
51-0502-0120	NSS Priority Pgm-BIOL Faculty	364	51-0710-0100	Art	365
51-0502-0121	NSS Priority Pgm-Public Health Faculty	364	51-0710-0300	Art/FAH Priority Program Enhancements	365
51-0502-0122	NSS Priority Pgm-Health Science GA	364	51-0711-0100	English	365
51-0502-0123	NSS Priority Pgm-Bio Facilities Upgrade	364	51-0711-0200	Reynolds Reading Series	365
51-0502-0200	Natural/Social Sciences General	364	51-0711-0300	Master of Fine Arts in Writing	365
51-0502-0501	NSS Diversity-Chem Fac Salary Enhancemnt	364	51-0712-0100	Communications	365
51-0502-7124	NSS Priority Pgm-SOWK Child Welfare Pos	364	51-0712-0200	University Newspaper	365
51-0510-0100	Biology	364	51-0712-0300	Forensics Trips	365
51-0511-0100	Chemistry	364	51-0712-0500	Communications/FAH Priority Pgm Enhance	365
51-0512-0100	Computer Science	364	51-0713-0100	Modern Languages	365
51-0513-0100	Criminal Justice	364	51-0713-0200	Translation/Interpretation Program	365
51-0514-0100	Geography	364	51-0713-0300	Modern Languages Diversity Fds-New Hires	365
51-0515-0100	Health Science Programs	364	51-0714-0100	Music	366
51-0516-0100	History	364	51-0714-0200	Music Trips	366
51-0517-0100	Mathematics	364	51-0714-0300	Opera	366
51-0518-0100	Physics/Physical Science	364	51-0714-0400	Theater	366
51-0519-0100	Political Science	364	51-0714-0500	Theatre Productions	366
51-0520-0100	Psychology	364	51-0714-0600	Music/FAH Priority Program Enhancements	366
51-0521-0100	Sociology	364	51-0714-0800	UNK String Project	366

NUMERIC LISTING OF COST OBJECTS
University of Nebraska at Kearney

51-0715-0100	Philosophy	366	51-2210-0600	Honors Program	368
51-0717-0100	Writing Center	366	51-2210-0700	Institutional Research	368
51-0799-0200	College of Fine Arts/Hum Unallocated	366	51-2210-0900	Womens Studies	368
51-1001-0100	Dean College of Education	366	51-2210-1000	Teaching & Learning Center	368
51-1002-0100	Education General	366	51-2210-1100	Program Review	368
51-1002-0200	COE - KASE office	366	51-2210-1200	Priority Program Enhancements	368
51-1002-0201	Kase-Transition to Teaching	366	51-2210-1300	Mortarboard	368
51-1010-0100	Communication Disorders	366	51-2210-1500	First Year Experience	368
51-1010-0200	CDIS Priority Program	366	51-2210-1700	Ethnic Studies	368
51-1011-0100	Counseling & School Psychology	366	51-2210-1800	International Studies	368
51-1011-7520	Couns-Sch Psych Diversity Funds	366	51-2210-1900	American Democracy Project	368
51-1012-0100	COE IT Equipment	366	51-2230-0200	Nebraska Safety Center	368
51-1012-0200	Education - Marketing/Recruitment	366	51-2233-0100	Ctr for Rural Research & Development	368
51-1012-0300	Education	366	51-2233-0200	CRRD Priority Program	368
51-1013-0200	Educational Administration	366	51-2280-0100	University Foundations	368
51-1015-0200	HPER & LS Priority Program	366	51-2314-0300	Scholarships: Need Based	369
51-1015-0300	Health/Physical Education & Recreation	366	51-2314-0400	Scholarships: UG Merit Award	369
51-1015-0600	HPERLS Diversity Funds	366	51-2314-0500	Need-Based Aid-UG	369
51-1016-0100	Learning Strategies	366	51-2314-0700	Tuition Assistance Program (TAP)	369
51-1017-0100	Teacher Education	366	51-2401-0100	International Education	369
51-1019-0100	Teacher Ed Priority Program	366	51-2401-0200	International Student Services	369
51-1099-0200	College of Education Unallocated	366	51-2401-0400	International Admissions	369
51-1201-0100	Dean Graduate Studies/Research	367	51-2401-7520	International Ed Diversity-New Hires	369
51-1202-0100	Graduate Studies/Research	367	51-2601-0100	eCampus Office	370
51-1202-0200	Platte Valley Review	367	51-2610-0100	eCampus - Academic Year	370
51-1202-0300	GS eCampus Video & Audio Services	367	51-2613-0100	Video Services	370
51-1210-9001	Individual Project Research	367	51-2810-0100	Walker Art Gallery	370
51-1211-0100	Sponsored Programs	367	51-2810-0200	Museum of Nebraska Art	370
51-1211-0300	Sponsored Programs Priority Program	367	51-2811-0100	Frank House Operations	370
51-1299-0600	Budget Adj - Acad Support Grad office	367	51-2910-0100	Academic Information Technology Support	370
51-1601-0100	Libraries	367	51-2911-0100	Administrative Info Technology Services	370
51-1602-7520	Libraries Diversity-New Hires	367	51-3301-0100	Facilities	371
51-1699-0500	Budget Adj - Academic Support Library	367	51-3301-0200	Facilities Planning/Construction	371
51-2101-0100	Summer Academic Affairs - Even Year	367	51-3301-0300	Facilities Small Projects	371
51-2210-0100	Academic Equipment	368	51-3301-0400	Facilities Contract Maintenance	371
51-2210-0200	Improvement of Instruction	368	51-3301-0500	Campus Safety Pgms	371
51-2210-0400	Faculty Senate	368	51-3310-0100	Facilities - Central Stores	371
51-2210-0500	General Studies	368	51-3311-0100	FAC Maintenance - Plumbing	371

NUMERIC LISTING OF COST OBJECTS
University of Nebraska at Kearney

51-3311-0200	Electrical Maintenance	371	51-4310-0100	Budget Office	374
51-3312-0100	Custodial Services	371	51-4311-0100	Finance Office	374
51-3313-0100	Maintenance - HVAC	371	51-4311-0200	Credit Card Fees	374
51-3313-0200	Utilities Systems	371	51-4311-0400	DAS Actcing Charges	374
51-3313-0300	Building Automation Services	371	51-4311-0500	State CashNet	374
51-3314-0200	Utilities	371	51-4312-0100	Office of Business Services	374
51-3315-0100	Grounds Services	371	51-4313-0100	Human Resources	374
51-3315-0200	Maintenance - Carillon Tower	371	51-4313-0200	Wellness Program	374
51-3315-0300	Maintenance - Cope Fountain	371	51-4313-0300	Child Care Center	374
51-3316-0100	Motor Pool	371	51-4313-0400	Staff Senate-State	374
51-3399-0500	Budget Adjustment - Physical Plant	371	51-4313-0500	Diversity Training	374
51-4101-0100	Chancellors Office	372	51-4314-0100	Police & Parking Services	374
51-4102-0100	Chancellors Executive Management/Dev	372	51-4399-0500	Budget Adjustment - Inst Support VCBF	374
51-4201-0100	Student Life	372	51-4420-0200	Memberships	375
51-4202-0200	Student Life Travel	372	51-4420-0300	Insurance	375
51-4202-0400	Social/Cultural Development	372	51-4420-0500	Workers Compensation	375
51-4202-0500	Dean of Students	372	51-4420-0600	Unemployment Compensation	375
51-4210-0100	Admissions	372	51-4420-0700	Legal Counsel	375
51-4210-0200	Viewbook	372	51-4420-0800	Institutional Development	375
51-4210-0300	National Student Exchange	372	51-4420-1600	Misc Renovation	375
51-4210-7520	Admissions Diversity Funds	372	51-4420-1608	MSAB O&M/Misc Renov	375
51-4212-0100	Academic & Career Services	372	51-4420-1610	Loper Designers Challenge	375
51-4213-0100	Counseling Services	372	51-4420-1611	MONA Maintenance	375
51-4215-0100	Office of Financial Aid	372	51-4420-1690	VCBF Misc Renovation	375
51-4216-0100	Multicultural Affairs	372	51-4431-0100	VC University Relations	375
51-4217-0100	Commencement	372	51-4432-0200	VCUR-Commencement	375
51-4217-0300	Student Records	372	51-4432-0400	VCUR-Marketing	375
51-4253-0100	Intramurals State/Aux DAS Transfer	372	51-4432-0500	Marketing Communications	375
51-4280-0500	SIS Project-Financial Aid	372	51-4435-0100	Media Communications	375
51-4280-0600	SIS Project-Finance Office	372	51-4436-0200	Publications & Creative Services	375
51-4280-0700	SIS Project-ITS	372	51-4436-0400	Catalog	375
51-4280-0800	SIS Project-Student Records	372	51-4470-0100	AA/EO	375
51-4299-0500	Budget Adjustment - Student Services	372	51-4470-0200	Dual Career Program	375
51-4301-0100	VC Business/Finance	373	51-4470-0300	Ombudsman	375
51-4301-0200	Assistant VC Business/Finance	373	51-4470-0400	Creating Opport for Respect & Equity Pgm	375
51-4302-0100	Financial Management Systems	373	51-4471-0100	Alumni Association	375
51-4302-0200	Business & Finance Enhancement Fund	373	51-7701-0100	Athletics State/Aux DAS Transfer	376
51-4302-0300	Emergency Operations/Training	373	51-7701-7520	Athletics Diversity Funds	376

NUMERIC LISTING OF COST OBJECTS
University of Nebraska at Kearney

52-0102-0200	Non Res Dist Tuit Diff-Web	363	53-3313-0100	Rev Bond Maintenance - HVAC	371
52-0199-0600	Budget Adjustment Revolving - Academic S	363	53-3313-0200	Rev Bond Utilities Systems	371
52-0510-0900	Non Res Dist Tuit Diff-Biology	364	53-3313-0300	RB Building Automation Services	371
52-1002-0100	PPST Testing	367	53-3314-0100	RB-Utilities	371
52-1202-0200	Undergrad Research Fellows Program Fee	367	53-3315-0100	RB-Grounds Maintenance	371
52-2230-0100	S.T.O.P. Revolving	368	53-4202-0100	Aux Ent Student Life Travel	373
52-2230-0200	Traffic Safety	368	53-4202-0200	Contingency Maintenance	373
52-2230-0300	Occupational Safety & Health Revolving	368	53-4210-0100	Summer Orientation	373
52-2230-0400	Pupil Transportation Revolving	368	53-4214-0100	Admissions Recruiting	373
52-2401-0100	International Education Revolving	369	53-4250-0100	Student Housing Administration	373
52-2401-0600	International Student Fee	369	53-4250-0110	Rev Bd Telephone	373
52-2602-0300	Elderhostel	370	53-4250-0200	Residence Halls Programming	373
52-2610-0200	eCampus Distance Fee	370	53-4250-0300	LKD-Building Maintenance	373
52-2613-0100	UNMC-Dist Ed Tech Support	370	53-4250-0400	Custodial Services	373
52-2910-0300	Computer Technology Fee	370	53-4250-0700	Room Damage Repair	373
52-4212-0200	Senior Registration	372	53-4250-0800	Cable Television	373
52-4219-0100	Academic Success Fee-Acad Success Office	372	53-4250-0900	Greek Life Licensing Agreement	373
52-4299-0500	Budget Adjustment Revolving - Student Af	372	53-4251-0100	CHC-Counseling & Health Care	373
52-4311-0600	Title IV Admin Costs Reimb-Finance	374	53-4251-0101	CHC-Student Health Services	373
52-4420-0200	Institutional General Revolving	375	53-4251-0102	CHC-Counseling Center	373
52-4432-0400	Photo/Video Services Revolving	375	53-4251-0103	CHC-Peer Health Education	373
52-4436-0100	Publications & Creative Svc Revolving	375	53-4251-0104	CHC-Womens Center	373
52-4436-0400	Copy Services Revolving	375	53-4252-0100	Food Services-Facilities	373
52-9960-0100	SET Fee - State	377	53-4252-0200	Union Retail Sales	373
52-9970-0100	State Treasurer Interest 5502 Revolving	377	53-4252-0300	Student Center	373
52-9990-0100	Budget Adjustment - Instruction	377	53-4252-0400	Promotion/Programming	373
52-9990-0200	Budget Adjustment - Institutional Admin	377	53-4253-0100	Student Program Intramurals	373
53-2401-0100	International Student Orientation	369	53-4253-0200	Intramurals	373
53-2910-0200	RB Technology Services	371	53-4253-0300	Intramurals State/Aux DAS Transfer	373
53-2950-0100	Computer Sales	371	53-4299-0100	Budget Adjustments - Independent Operati	373
53-2999-0500	Budget Adj-Computer Store	371	53-4299-0500	Budget Adj-Other Auxiliary	373
53-3301-0100	Auxiliary Enterprises Admin - Facilities	371	53-4301-0100	Auxiliary Enterprises Admin - VCBF	374
53-3301-0300	Rev Bnd Facilities Planning/Construction	371	53-4301-0200	RB-Auxiliary Enterprises Admin-Asst VCBF	374
53-3301-0400	Rev Bond Facilities Small Projects	371	53-4302-0200	Rev Bond Insurance	374
53-3301-0500	RB Facilities Contract Maintenance	371	53-4310-0100	RB-Budget Office	374
53-3311-0100	RB Maintenance - Plumbing	371	53-4311-0100	Auxiliary Enterprises Admin - Finance	374
53-3311-0200	RB-Dr Access/Video Security Surveillance	371	53-4311-0200	Rev Bd Credit Card Fees	374
53-3312-0200	RB-Custodial Services	371	53-4311-0300	Rev Bd CashNet	374

NUMERIC LISTING OF COST OBJECTS
University of Nebraska at Kearney

53-4311-1500	ID Card Office	374	53-9813-3100	MONA Reimbursement	377
53-4312-0100	Auxiliary Enterprises Admin - Mailroom	374	54-0602-0001001	Global Economic Gardening 2007-2008	365
53-4312-1100	RB-Business Services	374	54-2313-2010054	FWS Job Location & Development 2009-2010	369
53-4313-0100	Auxiliary-Child Care Center	374	54-4218-0013001	Student Support Services 2009-2010	373
53-4313-1100	RB-Human Resources	374	54-4251-0003001	UNK Suicide Prevention Pgm 2008-2009	373
53-4314-0100	Police & Parking Services	374	54-9990-0100	Budget Adjustment - Instruction	377
53-4314-0200	Parking Meters	374	54-9990-0800	Budget Adjustment - Scholarship	377
53-4420-0100	Bookstore Retail Sales	375	55-2230-0015001	Mine Safety/Health 2008-2009	368
53-4420-0200	Miscellaneous Renovation	375	55-2230-0016001	Mine Safety/Health 2009-2010	368
53-4420-0290	RB VCBF Misc Renovation	375	55-9990-0100	Budget Adjustment - Instruction	377
53-4420-0700	RB-ID Card Project	375	56-0102-0003004	Thompson Scholars 2009-2010	363
53-4420-1500	Pre-season Athletic Meals	375	56-0510-0036007	Limnological Assmnt Harlan Cty Res 2010	364
53-7701-0100	Intercollegiate Athletics	376	56-0510-0063002	Whoop Crane Trust-Asst Prof Reimb 09-10	364
53-7701-0200	Athletics State/Aux DAS Transfer	376	56-0714-0005001	NSPC UNK String Project Site 08-09	366
53-7702-0200	Equipment Room	376	56-2230-0012001	NDE Pupil Transportation 2008-2009	368
53-7702-0400	Sponsorships-New	376	56-2232-0021001	NBDC 2010	368
53-7710-0100	Sports Information Office	376	56-9990-0400	Budget Adjustment - Academic Support	378
53-7711-0100	Strength Training	376	57-0102-0001001	Martin Faculty Chair	363
53-7711-0200	Medical/Training Room	376	57-0102-0002001	Reynolds Chair-Engl	363
53-7712-0100	Football	376	57-0511-0001001	Fox Chair-Chemistry	364
53-7712-0300	Basketball - Men	376	57-0516-0002001	Foun - History	364
53-7712-0400	Wrestling	376	57-0602-0002001	Foun-Becker Reim	365
53-7712-0500	Track - Men	376	57-0715-0001001	Foun - Philosophy	366
53-7712-0600	Tennis - Men	376	57-2811-0001001	Foun - Frank House	370
53-7712-0700	Baseball	376	57-4102-0001001	Foun - Chancellor	372
53-7712-0800	Golf - Men	376	57-4302-0001001	Instit Gen Trust	374
53-7713-0100	Volleyball	376	57-7410-0101001	Student Weight Room Fee	376
53-7713-0300	Basketball - Women	376	57-7702-0001001	Foun - Athletic Development	376
53-7713-0400	Track - Women	376	57-7702-0003001	Foundation - New West	376
53-7713-0500	Tennis - Women	376	57-7702-0006001	Foun-Tennis	376
53-7713-0600	Softball	376	57-7712-0001001	Foun - Mens BB	376
53-7713-0700	Golf - Women	376	57-7712-0003001	Foun - Baseball	376
53-7713-0800	Swimming	377	57-7713-0001001	Foun-Volleyball	376
53-7713-1100	Volleyball Camp	377	57-9990-0000	Budget Adjustment-Agency YTD	378
53-7713-1500	Swimming Camp	377	57-9990-0100	Budget Adjustment - Instruction YTD	378
53-7713-1800	Soccer	377			
53-7799-0500	Budget Adjustment - Athletics	377			
53-9813-2800	Alumni Assn Reimb	377			

NUMERIC LISTING OF COST OBJECTS
Univ of Nebr Central Administration
Central Administration

91-2320-0100	Optometry Student Contracts	379	91-4620-2520	OWW - Program Development	381
91-3101-0100	Epscor	379	91-4620-2530	OWW - Communities Practice	381
91-3101-0200	Epscor Non-Match	379	91-4620-2540	OWW - Customer Service	381
91-3201-0100	Nebraska Research Initiative	379	91-4620-2590	OWW - Reserves	381
91-3301-0100	Def Repair & Maint Fund	379	91-4625-0400	Self Insurance	381
91-3301-0200	Depreciation Expense	379	91-4625-0700	Das Accounting Services	381
91-4101-0200	Board of Regents	380	91-4630-0100	Health Insurance	381
91-4105-0100	Presidents Office	380	91-4630-0200	Intercampus Development Fund	381
91-4105-0200	Equipment & Related Exp	380	91-4630-0250	One Time Strategic Priorities	381
91-4105-1200	President Market/Equity Salary Pool	380	91-4630-0300	Equity and Diversity Initiatives	381
91-4105-1400	Internal Audit	380	93-9770-0200	Administrative Systems Clearing	381
91-4110-0100	University Affairs	380	93-9770-0400	Aircraft Operations	381
91-4110-0110	Marketing	380	95-3101-0030001	EPSCOR 0701892	379
91-4115-0100	Law Library	380	96-4101-0002001	Othmer-Topp Income Board of Regents	380
91-4115-0200	Vice President & General Counsel	380	96-4105-0007001	Privately Funded Executive Salary Equity	380
91-4120-0100	Executive Vice President and Provost	380	96-4110-0004002	PreK-16 Qwest Foundation	380
91-4120-0110	Equity and Diversity Office	380	96-4110-0011001	NDE PreK-16 Leadership	380
91-4120-0130	International Affairs Expenses	380	96-4115-0001001	General Counsels Office	380
91-4120-0140	International Affairs Director	380	96-4120-0004001	Executive Vice President & Provost	380
91-4125-0100	Vice President for Business & Finance	380	96-4120-0006001	Program Awards	380
91-4125-0130	ARDC Remediation	380	96-4125-0001006	Regents Othmer Fund Expenses	380
91-4125-0140	Internal Audit Expenses	380	96-4620-0004001	Thompson Scholars Program	381
91-4125-0300	Printing & Related Exp	380			
91-4125-0400	Insur Redistribution	380			
91-4125-0500	Building Operations	380			
91-4125-0600	Workers Compensation	380			
91-4130-0500	Memberships & Dues	380			
91-4130-0600	Consultant Services	380			
91-4130-1100	General Operations	380			
91-4130-1120	UNCA Student Wages	380			
91-4201-0200	Project Management	380			
91-4201-0260	SIS Technical Support	380			
91-4620-0500	Administrative Systems Group	381			
91-4620-0590	NSCS Admin System	381			
91-4620-2200	P-16 Initiative	381			
91-4620-2400	POE Peter Kiewit Institute	381			
91-4620-2500	University of Nebraska Online/Worldwide	381			
91-4620-2510	OWW - Marketing	381			

NUMERIC LISTING OF COST OBJECTS
 Univ of Nebr Central Administration
 Computing Services Network

91-4401-0100	CSN Director Activities	382
91-4401-0200	Customer Admin & Fin Mgmt	382
91-4405-0200	CSN Director-Admin Staff Operations	382
91-4405-0900	Nebr Distance Educ LB1208	382
91-4415-0200	CSN Technology-Info Network Comm	382
91-4415-0600	CSN Director Special Projects	382
91-4425-0100	CSN Administration Team	382
91-4435-0100	CSN Operations-Helpdesk Team	382
91-4435-0300	CSN Operations-Telcommunications	382
91-4440-0100	CSN Operations-Operations Team	382
91-4440-0400	CSN Operations-UNK	382
91-4450-0200	CSN Applications Team	382
91-4460-1700	CSN Adjustments	382
91-4470-0110	CSN Operations - Network System	382
91-4470-0210	CSN Operations - Joint Study	382
91-4470-0310	CSN Operations - Infrastructure Upgrades	382
91-4470-0410	CSN Operations - Tech Plan Projects	382
91-4470-0610	CSN Operations - UNL Tech Plan Funds	382
91-4470-0710	CSN Operations - UNMC Tech Plan Funds	382
91-4470-0810	CSN Operations - UNO Tech Plan Funds	382
91-4470-0910	CSN Operations - UNK Tech Plan Funds	382
92-4460-1400	CSN Director Interfund Activity	382
92-4460-1600	CSN Networking Revolving	382
92-4460-1710	Network NE Dist Learn Equip	382