

**Fiscal Year 2019-2020**

---

**General Operating Budget**

---

UNIVERSITY OF  
**Nebraska**



University of Nebraska  
General Operating Budget  
Fiscal Year 2019-2020

As of July 1, 2019

*(This page left blank intentionally)*

## Preface

### **FUNDING CATEGORIES**

The University of Nebraska's operating budget is supported from a variety of funding sources, which have been categorized as unrestricted, designated, or restricted. The unrestricted budget supports the instruction, research and public service missions of the University of Nebraska; the designated and restricted budget includes grants, contracts, auxiliary operations and other funds classified for a specific use by University policy or practice.

The data presented in this document segregates the budgets by funding source in the following manner:

<u>Unrestricted</u>	<u>Designated and/or Restricted</u>					
<u>State and</u>						
<u>University</u>				<u>Auxiliaries</u>		
<u>Generated</u>	<u>Cash</u>	<u>Revolving</u>	<u>Federal</u>	<u>and Services</u>	<u>Trust</u>	<u>Total</u>

#### **Unrestricted**

##### **State- and University-Generated**

The Unrestricted Budget (also referred to as the State-Aided budget) supports the instruction, research and public service missions of the University of Nebraska and is funded from state appropriations, university-generated cash funds and federal funds.

University-generated cash funds include tuition, some student fees (application, registration, late payment, graduation processing), investment income and a small amount of other miscellaneous cash revenues.

Federal funds that support the Unrestricted budget are those specifically identified in the Hatch and Smith-Lever Acts for activities at the Institute of Agriculture and Natural Resources (IANR). The Hatch Act supports Research activity on a project-by-project basis and includes such things as swine breeding and beef physiology. The Smith Lever Act supports Public Service activity, such as extension educators.

#### **Designated and/or Restricted**

##### **Cash**

Designated cash includes cash generated from patient service activities at the University of Nebraska Medical Center, campus research facility and administrative cost recoveries, and research funding from the Tobacco Settlement Fund.

##### **Revolving**

Revolving revenue is generated from activities incidental to instruction, research, and public service. Examples include class and laboratory fees, proceeds from the sale of grain or livestock related to research activities, product consulting fees, video sales to students, clinics and workshops proceeds, athletic seminar fees, testing services fees, and revenue from music/theater productions.

### Federal

Federal budgets include federal grants and contracts and student aid programs supported from federal funds.

### Auxiliaries and Services

An auxiliary enterprise is an entity that exists to furnish goods and services to students, faculty, or staff and charge a fee directly related to its operations. Auxiliary enterprises include residence halls, food service, student unions, bookstores, etc.

### Trust

The budgets supported by trust funds relate directly to nonfederal grants or contracts, nonfederal student aid programs, maintenance of student loan programs, endowment funds, and agency funds.

## **CAMPUS ABBREVIATIONS:**

UNL	University of Nebraska-Lincoln
IANR	Institute of Agriculture and Natural Resources
NCTA	Nebraska College of Technical Agriculture
UNMC	University of Nebraska Medical Center
UNO	University of Nebraska at Omaha
UNK	University of Nebraska at Kearney
UNCA	University of Nebraska Central Administration

Unless specified otherwise, UNL includes IANR

## **COST CENTERS and WBS ELEMENTS**

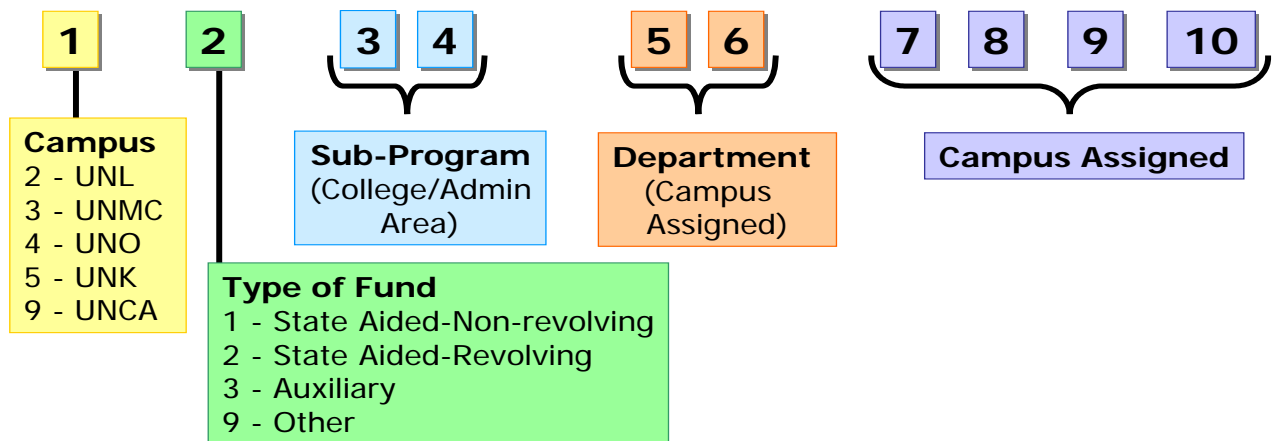
Cost centers and WBS Elements are used by the University to plan, gather, and track costs for University units and/or departments. A brief description of their structure follows:

### **Cost Center**

A ten-digit number used to plan, gather, and track costs for a University unit or department for State Aided (revolving and non-revolving), auxiliary, and other fund types. Within a department, multiple cost centers may be set up to further break down expenses by project or activity.

### **Structure**

Visual recognition has been built into the numbering structure. The first number represents the campus and the second number represents the fund type. The third and fourth digits represent the college or administrative area, and the fifth and sixth digits represent the department. The remaining digits represent the further breakdown of the cost center as necessary for reporting.

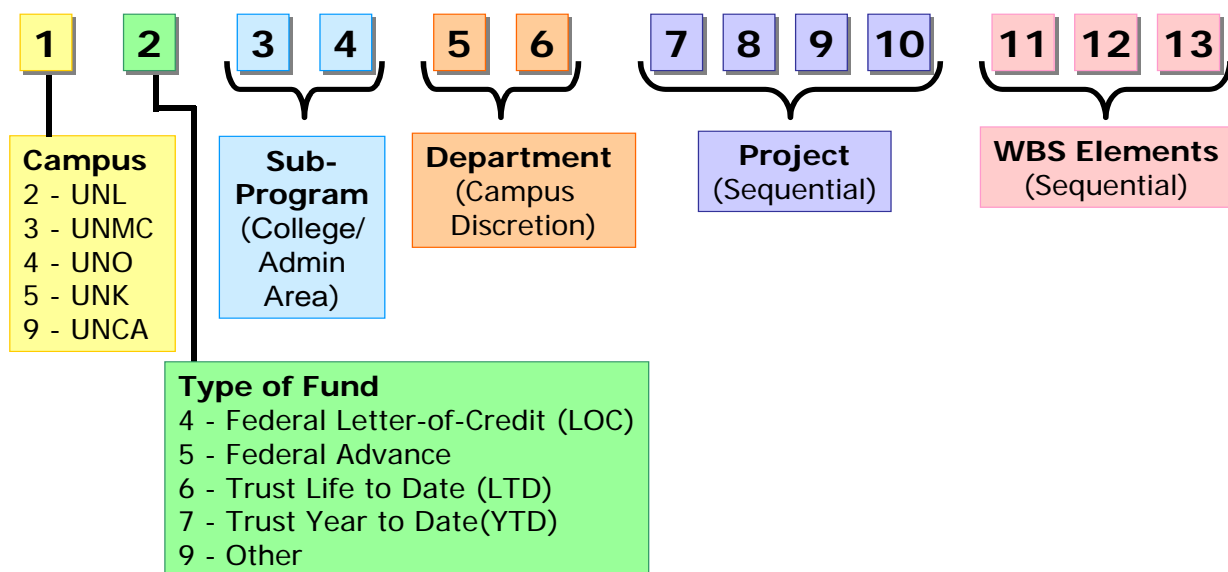


### WBS Elements

A thirteen-digit number used to track costs and define the accounting structure within a project. A project can have multiple WBS elements, which can be used to segregate or breakdown the project by any criteria desired. The most common uses are for grants, subcontracts, phases of a plant project, tasks, or by faculty member for project accounting.

### Structure

Visual recognition has been built into the numbering structure. The first number represents the campus and the second number represents the fund type. The third and fourth digits represent the college or administrative area, and the fifth and sixth digits represent the department. Digits seven through ten represent the project. The remaining digits represent the further breakdown of the WBS element as necessary for reporting.

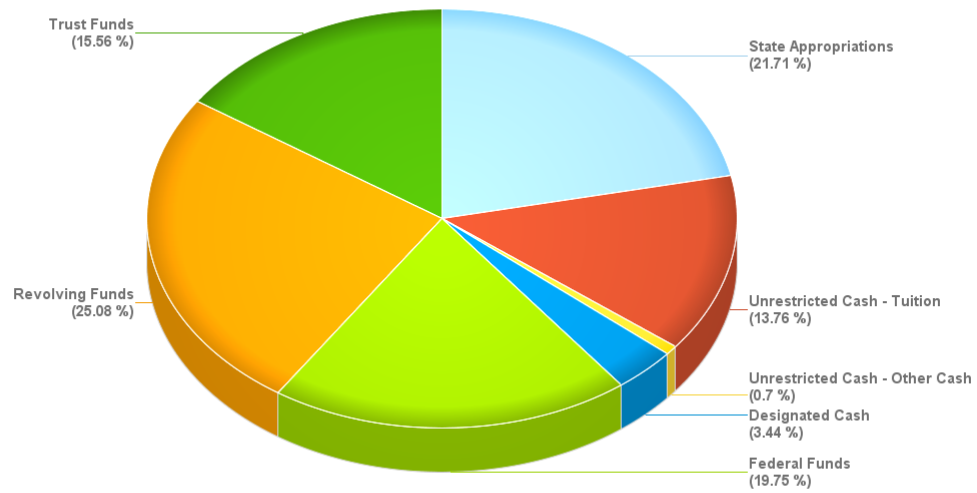


*(This page left blank intentionally.)*

**University of Nebraska (Excluding NCTA)**  
**2019 - 2020 Budget by Funding Source**

<b>Fund</b>	<b>Definition</b>	<b>Amount</b>
State Appropriations	State tax revenue allocated to the University	588,648,014
Unrestricted Cash - Tuition	Tuition less University remissions	373,116,255
Unrestricted Cash - Other Cash	Investment Income, application and registration fees, and other revenues	22,067,253
Designated Cash	Clinic patient revenues, Tobacco Research funds, indirect cost research incentive funds	90,295,000
Federal Funds	Provided by federal agencies for research, cooperative extension, grants and contracts, and student aid programs.	535,601,594
Revolving Funds	Self-generated from departmental sales, course and lab fees, and charges for housing, food services, etc.	679,900,000
Trust Funds	Private gifts, grants, and contracts, non-federal student aid programs, etc.	421,800,000
<b>Totals \$</b>		<b>2,711,428,116</b>

**Fund Breakdown**





**Table 6. Total Expenditures for Unrestricted State-Aided Programs, 2019-2020**

	UNL	UNMC	UNO	UNK	UNCA	NCTA	TOTAL
01 Academic Affairs	26,272,530	5,729,210	2,496,476	6,979,763	-	-	41,477,979
02 College of Architecture	4,924,291	-	-	-	-	-	4,924,291
03 College of Public Affairs and Community Services	-	-	13,539,443	-	-	-	13,539,443
04 College of Allied Health	-	7,573,344	-	-	-	-	7,573,344
05 College of Arts and Sciences	68,527,630	-	25,608,181	-	-	-	94,135,811
06 College of Business Administration	31,355,378	-	13,617,774	8,540,212	-	-	53,513,364
07 College of Communication, Fine Arts and Media	-	-	10,256,175	-	-	-	10,256,175
07 College of Fine and Performing Arts	12,457,731	-	-	-	-	-	12,457,731
08 College of Information Science and Technology	-	-	10,870,938	-	-	-	10,870,938
09 College of Dentistry	-	12,740,205	-	-	-	-	12,740,205
10 College of Education	-	-	12,592,877	7,212,784	-	-	19,805,661
11 College of Engineering and Technology	38,816,359	-	-	-	-	-	38,816,359
12 College of Graduate Studies	-	-	-	1,572,620	-	-	1,572,620
12 Graduate College	-	1,890,852	-	-	-	-	1,890,852
12 Graduate Studies	-	-	1,777,602	-	-	-	1,777,602
12 Research	3,096,388	-	-	-	-	-	3,096,388
14 College of Journalism and Mass Communication	5,532,681	-	-	-	-	-	5,532,681
15 College of Law	8,861,137	-	-	-	-	-	8,861,137
16 Criss Library	-	-	4,523,332	-	-	-	4,523,332
16 McGoogan Library of Medicine	-	2,822,243	-	-	-	-	2,822,243
16 University Libraries	12,408,189	-	-	2,591,777	-	-	14,999,966
17 College of Education and Human Sciences	21,058,578	-	-	-	-	-	21,058,578
18 College of Nursing	-	19,359,271	-	-	-	-	19,359,271
19 Eppley Research Institute	-	3,862,199	-	-	-	-	3,862,199
20 Academic Services & Enrollment Management	7,602,207	-	-	-	-	-	7,602,207
20 College of Pharmacy	-	6,866,216	-	-	-	-	6,866,216
21 Summer Sessions	-	-	2,411,571	1,400,133	-	-	3,811,704
22 Other Instruction or Research	1,004,646	3,381,046	12,879,880	1,043,987	-	-	18,309,559
23 Student Aid	5,414,298	230,550	5,024,660	2,032,466	-	-	12,701,974
24 International Programs	861,815	-	690,858	574,056	-	-	2,126,729
25 Instruction Budget Adjustments	5,939,279	16,446,949	-	-	-	-	22,386,228
26 Continuing Studies	-	-	1,772,346	-	-	-	1,772,346
26 Continuing Studies and Public Services	-	-	-	540,917	-	-	540,917
27 Television and Radio	2,143,853	-	-	-	-	-	2,143,853
28 Museums and Art Gallery	2,643,111	-	-	312,507	-	-	2,955,618
29 Academic Computing Support	-	2,215,503	-	-	-	-	2,215,503
29 Information Technology Services	-	-	-	-	19,179,618	-	19,179,618
30 Distance Education	-	-	164,799	-	-	-	164,799
30 Extended Education	54,795	-	-	-	-	-	54,795

**Table 6. Total Expenditures for Unrestricted State-Aided Programs, 2019-2020**

	UNL	UNMC	UNO	UNK	UNCA	NCTA	TOTAL
30 Rural Health Education Network	-	45,491	-	-	-	-	45,491
31 EPSCoR	-	-	-	-	415,291	-	415,291
32 Research Initiative	-	-	-	-	11,404,187	-	11,404,187
33 Facilities Management & Planning	-	-	-	-	12,133,000	-	12,133,000
33 Facilities Mgmt & Planning	47,181,716	-	-	-	-	-	47,181,716
33 Physical Plant Administration	-	20,483,121	17,676,712	8,205,942	-	-	46,365,775
34 Innovation Campus	319,000	-	-	-	-	-	319,000
35 College of Arts & Sciences	-	-	-	18,435,520	-	-	18,435,520
38 Other Plant Operations & Maintenance	-	4,015,807	-	-	-	-	4,015,807
41 Executive Administration	1,890,013	2,027,200	708,443	737,615	-	-	5,363,271
41 System Administration	-	-	-	-	16,495,238	-	16,495,238
42 Nebraska Student Information System	-	-	-	-	3,719,733	-	3,719,733
42 Student Affairs	-	-	-	4,335,577	-	-	4,335,577
42 Student Services	1,561,606	1,224,393	5,918,492	-	-	-	8,704,491
43 Business and Finance	16,295,366	14,012,205	6,363,485	2,398,554	-	-	39,069,610
44 General Expense	7,071,242	3,641,904	2,447,986	1,998,239	-	-	15,159,371
45 SAP Activity	-	-	-	-	4,205,370	-	4,205,370
46 General Administration	-	-	-	-	9,895,588	-	9,895,588
47 Buffett Early Childhood Institute	-	-	-	-	1,453,500	-	1,453,500
48 NU Online	-	-	-	-	3,196,000	-	3,196,000
51 College of Medicine	-	36,208,552	-	-	-	-	36,208,552
52 College of Medicine	-	16,138,920	-	-	-	-	16,138,920
53 College of Medicine	-	15,883,626	-	-	-	-	15,883,626
54 College of Public Health	-	10,328,645	-	-	-	-	10,328,645
58 Innovation Campus	101,941	-	-	-	-	-	101,941
61 College of Ag Sciences and Natural Resources	22,557,202	-	-	-	-	-	22,557,202
62 Agriculture Research Division	48,615,044	-	-	-	-	-	48,615,044
63 Cooperative Extension Service	32,383,999	-	-	-	-	-	32,383,999
65 Nebraska Forest Service	2,981,595	-	-	-	-	-	2,981,595
66 Other IANR	23,035,044	-	-	-	-	-	23,035,044
67 Nebraska College of Technical Agriculture	-	-	-	-	-	4,466,546	4,466,546
68 IANR International Programs	1,380,741	-	-	-	-	-	1,380,741
71 UNMC/Eppley Center Cancer Research & Care	-	525,517	-	-	-	-	525,517
72 CHRI	-	1,840,963	-	-	-	-	1,840,963
77 Intercollegiate Athletics	-	-	5,814,407	2,554,184	-	-	8,368,591
79 Other Auxiliary Enterprises	516,575	-	-	-	-	-	516,575
82 Munroe-Meyer State Support	-	4,952,389	-	-	-	-	4,952,389

**Table 6. Total Expenditures for Unrestricted State-Aided Programs, 2019-2020**

	UNL	UNMC	UNO	UNK	UNCA	NCTA	TOTAL
<b>TOTAL Unrestricted Expenditures</b>	<b>464,865,980</b>	<b>214,446,321</b>	<b>157,156,437</b>	<b>71,466,853</b>	<b>82,097,525</b>	<b>4,466,546</b>	<b>994,499,662</b>

**Table 7: Total Expenditures for Designated/Restricted Cash Programs, 2019-2020**

	UNL	UNMC	UNO	UNK	UNCA	NCTA	TOTAL
01 Academic Affairs	-	996,519	-	220,000	-	-	1,216,519
04 College of Allied Health	-	1,965,710	-	-	-	-	1,965,710
12 Research	3,390,682	-	-	-	-	-	3,390,682
16 University Libraries	2,000,000	-	-	-	-	-	2,000,000
22 Other Instruction or Research	-	26,275,000	2,593,280	-	-	-	28,868,280
25 Instruction Budget Adjustments	21,509,318	-	-	-	-	-	21,509,318
29 Information Technology Services	-	-	-	-	600,000	-	600,000
41 Executive Administration	-	-	18,880	-	-	-	18,880
42 Student Services	-	-	25,020	-	-	-	25,020
43 Business and Finance	-	(962,229)	62,820	-	-	-	(899,409)
55 Munroe-Meyer Institute	-	9,400,000	-	-	-	-	9,400,000
56 Dental Clinic	-	8,800,000	-	-	-	-	8,800,000
57 Tobacco Fund Research	-	11,800,000	-	-	-	-	11,800,000
66 Other IANR	1,600,000	-	-	-	-	-	1,600,000
<b>TOTAL Designated Cash</b>	<b>28,500,000</b>	<b>58,275,000</b>	<b>2,700,000</b>	<b>220,000</b>	<b>600,000</b>	<b>0</b>	<b>90,295,000</b>

**Table 8: Total Expenditures for Revolving Programs, 2019-2020**

	UNL	UNMC	UNO	UNK	UNCA	NCTA	TOTAL
01 Academic Affairs	2,202,668	-	-	3,950,423	-	-	6,153,091
02 College of Architecture	78,400	-	-	-	-	-	78,400
03 College of Public Affairs and Community Services	-	-	1,188,189	-	-	-	1,188,189
05 College of Arts and Sciences	4,252,605	-	1,798,725	-	-	-	6,051,330
06 College of Business Administration	896,628	-	2,399,167	-	-	-	3,295,795
07 College of Communication, Fine Arts and Media	-	-	1,073,538	-	-	-	1,073,538
07 College of Fine and Performing Arts	518,632	-	-	-	-	-	518,632
08 College of Information Science and Technology	-	-	537,694	-	-	-	537,694
10 College of Education	-	-	1,430,738	-	-	-	1,430,738
11 College of Engineering and Technology	2,128,561	-	-	-	-	-	2,128,561
12 College of Graduate Studies	-	-	-	235,114	-	-	235,114
12 Graduate Studies	-	-	976,568	-	-	-	976,568
12 Research	848,712	-	-	-	-	-	848,712
15 College of Law	795,537	-	-	-	-	-	795,537
16 Criss Library	-	-	2,562,500	-	-	-	2,562,500
16 University Libraries	4,235,433	-	-	940,000	-	-	5,175,433
17 College of Education and Human Sciences	3,417,930	-	-	-	-	-	3,417,930
20 Academic Services & Enrollment Management	6,197,058	-	-	-	-	-	6,197,058
22 Other Instruction or Research	(839,043)	-	3,812,688	590,167	-	-	3,563,812
23 Student Aid	-	-	-	50,000	-	-	50,000
24 International Programs	134,388	-	1,233,971	-	-	-	1,368,359
26 Continuing Studies	-	-	4,851,721	-	-	-	4,851,721
26 Continuing Studies and Public Services	-	5,000,000	-	-	-	-	5,000,000
27 Television and Radio	8,236,959	-	-	-	-	-	8,236,959
28 Museums and Art Gallery	467,763	-	-	-	-	-	467,763
29 Academic Computing Support	-	-	-	1,590,006	-	-	1,590,006
29 Information Technology Services	-	-	-	-	22,000,000	-	22,000,000
30 Distance Education	-	-	1,011,405	-	2,724,370	-	3,735,775
30 Extended Education	1,282,534	-	-	-	-	-	1,282,534
33 Facilities Management & Planning	-	-	-	-	4,275,630	-	4,275,630
33 Facilities Mgmt & Planning	40,068	-	-	-	-	-	40,068
33 Physical Plant Administration	-	-	-	49,843	-	-	49,843
34 Innovation Campus	100,000	-	-	-	-	-	100,000
41 Executive Administration	298,531	-	-	-	-	-	298,531
42 Student Affairs	-	-	-	393,582	-	-	393,582
42 Student Services	2,244,348	-	5,377,705	-	-	-	7,622,053
43 Business and Finance	1,089,477	-	245,391	-	-	-	1,334,868
44 General Expense	4,872,811	-	-	71,568	-	-	4,944,379
61 College of Ag Sciences and Natural Resources	2,074,325	-	-	-	-	-	2,074,325

**Table 8: Total Expenditures for Revolving Programs, 2019-2020**

	UNL	UNMC	UNO	UNK	UNCA	NCTA	TOTAL
62 Agriculture Research Division	32,486,522	-	-	-	-	-	32,486,522
63 Cooperative Extension Service	8,706,536	-	-	-	-	-	8,706,536
64 NE Innovation Campus	52,072	-	-	-	-	-	52,072
65 Nebraska Forest Service	130,957	-	-	-	-	-	130,957
66 Other IANR	(14,450,412)	-	-	-	-	-	(14,450,412)
67 Nebraska College of Technical Agriculture	-	-	-	-	-	650,000	650,000
99 Income Activity	-	-	-	1,129,297	-	-	1,129,297
<b>TOTAL Revolving</b>	<b>72,500,000</b>	<b>5,000,000</b>	<b>28,500,000</b>	<b>9,000,000</b>	<b>29,000,000</b>	<b>650,000</b>	<b>144,650,000</b>

**Table 8b: Total Expenditures for Auxiliary Programs, 2019-2020**

	UNL	UNMC	UNO	UNK	UNCA	NCTA	TOTAL
01 Academic Affairs	491,379	1,234,924	-	-	-	-	1,726,303
02 College of Architecture	89,109	-	-	-	-	-	89,109
04 College of Allied Health	-	1,270,835	-	-	-	-	1,270,835
05 College of Arts and Sciences	58,816	-	-	-	-	-	58,816
06 College of Business Administration	450,000	-	-	-	-	-	450,000
07 College of Fine and Performing Arts	241,899	-	-	-	-	-	241,899
09 College of Dentistry	-	1,620,233	-	-	-	-	1,620,233
10 College of Education	-	-	40,000	-	-	-	40,000
12 Graduate College	-	3,158,043	-	-	-	-	3,158,043
16 McGoogan Library of Medicine	-	1,235,829	-	-	-	-	1,235,829
17 College of Education and Human Sciences	2,186,153	-	-	-	-	-	2,186,153
18 College of Nursing	-	1,790,357	-	-	-	-	1,790,357
19 Eppley Research Institute	-	68,663	-	-	-	-	68,663
20 College of Pharmacy	-	736,413	-	-	-	-	736,413
22 Other Instruction or Research	-	114,291	-	-	-	-	114,291
24 International Programs	1,605,000	322,010	-	-	-	-	1,927,010
28 Museums and Art Gallery	199,373	-	-	-	-	-	199,373
29 Academic Computing Support	-	7,231,214	-	267,483	-	-	7,498,697
29 Information Technology Services	-	-	-	-	7,400,000	-	7,400,000
33 Facilities Mgmt & Planning	6,164,705	-	-	-	-	-	6,164,705
33 Physical Plant Administration	-	9,959,925	2,196,326	4,394,242	-	-	16,550,493
42 Student Affairs	-	-	-	9,166,762	-	-	9,166,762
42 Student Services	33,046,407	814,527	14,100,309	-	-	-	47,961,243
43 Business and Finance	37,682,757	11,961,695	88,279	1,919,640	-	-	51,652,371
44 General Expense	298,846	825,066	637,230	7,293,342	-	-	9,054,484
51 College of Medicine	-	3,829,976	-	-	-	-	3,829,976
52 College of Medicine	-	216,233	-	-	-	-	216,233
53 College of Medicine	-	3,551,914	-	-	-	-	3,551,914
54 College of Public Health	-	394,173	-	-	-	-	394,173
55 Munroe-Meyer Institute	-	6,553,741	-	-	-	-	6,553,741
56 Dental Clinic	-	60,710	-	-	-	-	60,710
62 Agriculture Research Division	3,867,772	-	-	-	-	-	3,867,772
63 Cooperative Extension Service	538,673	-	-	-	-	-	538,673
65 Nebraska Forest Service	118,753	-	-	-	-	-	118,753
66 Other IANR	474,802	-	-	-	-	-	474,802
67 Nebraska College of Technical Agriculture	-	-	-	-	-	1,400,000	1,400,000
75 Student Housing	46,662,375	-	2,700,836	-	-	-	49,363,211
77 Intercollegiate Athletics	141,514,950	-	6,197,484	612,440	-	-	148,324,874
78 Arena	-	-	3,472,887	-	-	-	3,472,887

**Table 8b: Total Expenditures for Auxiliary Programs, 2019-2020**

	UNL	UNMC	UNO	UNK	UNCA	NCTA	TOTAL
79 Other Auxiliary Enterprises	11,724,415	-	-	-	-	-	<b>11,724,415</b>
96 Stores/Services	-	3,771,427	-	-	-	-	<b>3,771,427</b>
97 Clearing Centers	-	207,090	-	-	1,000,000	-	<b>1,207,090</b>
98 Company Balance Sheets	64,083,816	47,070,711	14,566,649	346,091	-	-	<b>126,067,267</b>
<b>TOTAL Auxiliary Operations</b>	<b>351,500,000</b>	<b>108,000,000</b>	<b>44,000,000</b>	<b>24,000,000</b>	<b>8,400,000</b>	<b>1,400,000</b>	<b>537,300,000</b>



**Table 9. Summary of Expenditures for Federal and Trust Programs, 2019-2020**

	<b>UNL</b>	<b>UNMC</b>	<b>UNO</b>	<b>UNK</b>	<b>UNCA</b>	<b>Total</b>
Federal Letter of Credit	155,548,425	150,200,000	84,200,000	39,733,990		<b>429,682,415</b>
Federal Advances	78,451,575	8,000,000	11,000,000	266,010	2,000,000	<b>99,717,585</b>
Trust Funds	144,000,000	220,000,000	38,500,000	15,000,000	4,300,000	<b>421,800,000</b>
<b>Total Grants and Contracts</b>	<b>378,000,000</b>	<b>378,200,000</b>	<b>133,700,000</b>	<b>55,000,000</b>	<b>6,300,000</b>	<b>951,200,000</b>

**Chapter 3. Employee FTE Summary**  
**Table 10. Budgeted Employee FTE - 2019-2020**

Campus	Faculty	Academic Admin	Other Admin	Mgr/ Prof Staff	Office/ Service	Other Academic	Student Hourly & All Others	Total
<b>Unrestricted Programs</b>								
University of Nebraska - Lincoln	1,509.155	135.84	34.537	983.575	716.223	364.890	54.904	3,799.125
University of Nebraska Medical Center	642.719	34.31	15.661	390.174	542.276	204.994	4.540	1,834.671
University of Nebraska at Omaha	661.140	51.76	11.700	265.352	300.090	70.270	56.367	1,416.679
University of Nebraska at Kearney	307.456	23.01	25.309	135.269	158.499	18.150	27.020	694.710
Univ of Nebr Central Administration	0.400	5.01	42.653	224.942	25.310	0.000	3.000	301.315
<b>TOTAL Unrestricted</b>	<b>3,120.870</b>	<b>249.93</b>	<b>129.860</b>	<b>1,999.312</b>	<b>1,742.398</b>	<b>658.304</b>	<b>145.831</b>	<b>8,046.500</b>
<b>Designated Programs</b>								
University of Nebraska - Lincoln	60.510	5.09	12.484	453.337	253.859	54.670	26.640	866.590
University of Nebraska Medical Center	32.434	2.59	0.050	142.612	171.578	3.647	0.000	352.911
University of Nebraska at Omaha	2.180	0.00	1.920	70.318	32.310	1.980	18.230	126.938
University of Nebraska at Kearney	0.805	0.10	0.000	12.075	6.869	0.000	0.000	19.849
Univ of Nebr Central Administration	0.000	2.00	0.347	144.173	30.440	1.000	8.915	186.875
<b>TOTAL Designated</b>	<b>95.929</b>	<b>9.78</b>	<b>14.801</b>	<b>822.515</b>	<b>495.056</b>	<b>61.297</b>	<b>53.785</b>	<b>1,553.163</b>
<b>Restricted Programs</b>								
University of Nebraska - Lincoln	72.881	8.47	55.962	826.578	794.402	35.120	278.530	2,071.946
University of Nebraska Medical Center	853.365	5.86	7.825	697.393	427.862	116.938	0.500	2,109.747
University of Nebraska at Omaha	8.000	0.73	19.280	165.564	96.150	2.330	114.597	406.651
University of Nebraska at Kearney	15.800	1.69	15.252	73.066	63.322	1.980	86.991	258.104
Univ of Nebr Central Administration	0.000	0.74	4.000	32.696	14.600	0.000	0.000	52.036
<b>TOTAL Restricted</b>	<b>950.046</b>	<b>17.50</b>	<b>102.319</b>	<b>1,795.297</b>	<b>1,396.336</b>	<b>156.368</b>	<b>480.618</b>	<b>4,898.484</b>
<b>Unrestricted and Designated/Restricted Programs</b>								
University of Nebraska - Lincoln	1,642.546	149.40	102.983	2,263.490	1,764.484	454.680	360.074	6,737.661
University of Nebraska Medical Center	1,528.518	42.76	23.536	1,230.179	1,141.716	325.579	5.040	4,297.329
University of Nebraska at Omaha	671.320	52.49	32.900	501.234	428.550	74.580	189.194	1,950.268
University of Nebraska at Kearney	324.061	24.80	40.561	220.410	228.690	20.130	114.011	972.663
Univ of Nebr Central Administration	0.400	7.75	47.000	401.811	70.350	1.000	11.915	540.226
<b>TOTAL Unrestricted/Designated/Restricted</b>	<b>4,166.845</b>	<b>277.21</b>	<b>246.980</b>	<b>4,617.124</b>	<b>3,633.790</b>	<b>875.969</b>	<b>680.234</b>	<b>14,498.147</b>
<b>University of Nebraska, excluding NCTA</b>								
TOTAL Unrestricted	3,120.870	249.93	129.860	1,999.312	1,742.398	658.304	145.831	8,046.500
TOTAL Designated	95.929	9.78	14.801	822.515	495.056	61.297	53.785	1,553.163
TOTAL Restricted	950.046	17.50	102.319	1,795.297	1,396.336	156.368	480.618	4,898.484
<b>GRAND TOTAL University of Nebraska</b>	<b>4,166.845</b>	<b>277.21</b>	<b>246.980</b>	<b>4,617.124</b>	<b>3,633.790</b>	<b>875.969</b>	<b>680.234</b>	<b>14,498.147</b>
<b>Nebraska College of Technical Agriculture</b>								
TOTAL Unrestricted	17.015	2.00	0.000	11.420	8.250	0.000	0.000	38.685
TOTAL Designated	0.000	0.00	0.000	0.000	0.000	0.000	0.000	0.000
TOTAL Restricted	0.000	0.00	0.000	2.100	8.880	0.000	0.000	10.980
<b>GRAND TOTAL NCTA</b>	<b>17.015</b>	<b>2.00</b>	<b>0.000</b>	<b>13.520</b>	<b>17.130</b>	<b>0.000</b>	<b>0.000</b>	<b>49.665</b>
<b>GRAND TOTAL U of N with NCTA</b>	<b>4,183.860</b>	<b>279.21</b>	<b>246.980</b>	<b>4,630.644</b>	<b>3,650.920</b>	<b>875.969</b>	<b>680.234</b>	<b>14,547.812</b>

**Table 11. UNL Unrestricted Subprograms, Employee FTE, 2019-2020**

Subprogram Name and Number	Faculty	Academic Admin	Other Admin	Mgr/ Prof Staff	Office/ Service	Other Academic	Student Hourly & All Others	Total
<b><i>Instruction, Research, Extension, and Public Service</i></b>								
Academic Affairs 01	9.500	15.420	5.000	75.284	7.806	3.800	0.000	116.810
College of Architecture 02	26.530	4.300	0.000	8.000	2.000	7.360	0.000	48.190
College of Arts and Sciences 05	379.985	16.280	1.510	71.115	49.244	191.450	11.640	721.224
College of Business Administration 06	104.171	12.900	2.000	51.254	7.350	26.790	4.400	208.865
College of Fine and Performing Arts 07	85.450	7.000	3.000	20.135	8.800	24.000	1.170	149.555
College of Engineering and Technology 11	155.495	10.500	0.600	71.148	28.500	14.630	0.000	280.873
Research 12	2.000	0.550	1.874	23.021	3.230	0.000	0.000	30.675
College of Journalism and Mass Communication 14	40.250	1.000	0.000	8.828	4.000	1.150	0.870	56.098
College of Law 15	36.850	6.000	0.000	9.596	13.255	0.000	0.000	65.701
University Libraries 16	40.000	1.000	2.000	35.000	37.250	0.000	0.000	115.250
College of Education and Human Sciences 17	105.989	10.371	0.000	35.389	17.973	23.750	1.340	194.812
Academic Services & Enrollment Management 20	0.000	1.000	3.000	64.000	21.014	0.000	6.170	95.184
Other Instruction or Research 22	0.000	0.000	0.000	0.000	2.500	0.000	0.200	2.700
International Programs 24	0.000	0.000	0.000	11.342	1.000	0.000	0.000	12.342
Television and Radio 27	0.000	0.000	1.010	24.520	4.000	0.000	0.000	29.530
Museums and Art Gallery 28	1.000	1.000	1.000	19.964	9.881	0.000	0.490	33.335
General Expense 44	0.000	0.000	3.842	26.868	3.250	0.000	0.000	33.960
Innovation Campus 58	0.000	0.000	0.000	1.000	0.000	0.000	0.000	1.000
<b><i>Plant Operations and Maintenance</i></b>								
Facilities Mgmt & Planning 33	0.000	0.000	1.000	57.000	259.225	0.000	0.000	317.225
<b><i>Administration and General Expense</i></b>								
Executive Administration 41	0.000	2.000	1.946	4.500	0.000	0.000	0.000	8.446
Student Services 42	0.000	0.000	1.755	6.750	12.570	0.000	0.000	21.075
Business and Finance 43	0.000	0.000	4.000	82.571	86.820	0.500	0.000	173.891
Other Auxiliary Enterprises 79	0.000	0.000	0.000	3.660	3.935	0.000	0.000	7.595
<b>Subtotal UNL (excluding IANR)</b>	<b>987.220</b>	<b>89.321</b>	<b>33.537</b>	<b>710.945</b>	<b>583.603</b>	<b>293.430</b>	<b>26.280</b>	<b>2,724.336</b>
<b><i>Institute of Agriculture and Natural Resources</i></b>								
College of Ag Sciences and Natural Resources 61	93.880	9.050	0.000	25.760	14.270	14.170	8.210	165.340
Agriculture Research Division 62	173.820	15.460	0.000	115.780	68.910	52.800	17.794	444.564
Cooperative Extension Service 63	207.760	15.260	0.000	41.110	27.180	3.490	2.620	297.420
Nebraska Forest Service 65	8.000	0.000	1.000	7.500	5.000	0.000	0.000	21.500
Other IANR 66	36.975	5.000	0.000	76.060	17.260	0.000	0.000	135.295
IANR International Programs 68	1.500	1.750	0.000	6.420	0.000	1.000	0.000	10.670
<b>Subtotal IANR Unrestricted</b>	<b>521.935</b>	<b>46.520</b>	<b>1.000</b>	<b>272.630</b>	<b>132.620</b>	<b>71.460</b>	<b>28.624</b>	<b>1,074.789</b>
<b>TOTAL Unrestricted</b>	<b>1,509.155</b>	<b>135.841</b>	<b>34.537</b>	<b>983.575</b>	<b>716.223</b>	<b>364.890</b>	<b>54.904</b>	<b>3,799.125</b>

**Table 12. UNL Designated Subprograms, Employee FTE, 2019-2020**

Subprogram Name and Number	Faculty	Academic Admin	Other Admin	Mgr/ Prof Staff	Office/ Service	Other Academic	Student Hourly & All Others	Total
<b><i>Revolving</i></b>								
Academic Affairs 01	1.000	0.000	1.000	20.225	3.000	0.000	0.000	25.225
College of Arts and Sciences 05	6.050	1.000	0.000	19.340	17.935	22.670	6.360	73.355
College of Business Administration 06	0.000	0.000	0.000	2.000	0.450	0.000	0.550	3.000
College of Fine and Performing Arts 07	0.000	0.000	0.000	0.000	1.200	0.000	1.220	2.420
College of Engineering and Technology 11	0.910	0.090	0.000	16.000	9.000	0.000	0.000	26.000
Research 12	0.050	0.000	6.060	38.763	8.650	0.000	0.000	53.523
College of Law 15	2.000	0.000	0.000	0.404	0.000	0.000	0.000	2.404
University Libraries 16	0.000	0.000	0.000	1.000	0.000	0.000	0.000	1.000
College of Education and Human Sciences 17	20.260	0.000	0.000	8.099	6.320	0.000	1.550	36.229
Academic Services & Enrollment Management 20	0.000	0.000	0.000	65.218	17.486	0.000	0.000	82.704

International Programs	24	0.000	0.000	0.000	2.658	0.000	0.000	0.000	2.658
Television and Radio	27	0.000	0.000	0.000	86.025	11.175	0.000	0.000	97.200
Museums and Art Gallery	28	0.000	0.000	0.000	2.795	4.305	0.000	0.220	7.320
Extended Education	30	0.000	1.000	0.000	14.000	1.000	0.000	0.000	16.000
Facilities Mgmt & Planning	33	0.000	0.000	0.000	10.000	95.000	0.000	0.000	105.000
Executive Administration	41	0.000	1.000	0.000	0.500	0.000	0.000	0.000	1.500
Student Services	42	0.000	2.000	5.424	12.585	3.688	0.000	0.000	23.697
Business and Finance	43	0.000	0.000	0.000	2.290	15.820	0.000	0.000	18.110
General Expense	44	0.500	0.000	0.000	5.535	0.500	0.000	0.000	6.535
<b>Subtotal UNL (excluding IANR)</b>		<b>30.770</b>	<b>5.090</b>	<b>12.484</b>	<b>307.437</b>	<b>195.529</b>	<b>22.670</b>	<b>9.900</b>	<b>583.880</b>
<b><i>Institute of Agriculture and Natural Resources - Revolve</i></b>									
College of Ag Sciences and Natural Resources	61	8.260	0.000	0.000	6.600	0.700	0.000	0.000	15.560
Agriculture Research Division	62	15.690	0.000	0.000	83.700	49.030	32.000	11.590	192.010
Cooperative Extension Service	63	5.790	0.000	0.000	45.850	7.730	0.000	3.400	62.770
NE Innovation Campus	64	0.000	0.000	0.000	1.000	0.000	0.000	0.000	1.000
Other IANR	66	0.000	0.000	0.000	8.750	0.870	0.000	1.750	11.370
<b>Subtotal IANR Designated</b>		<b>29.740</b>	<b>0.000</b>	<b>0.000</b>	<b>145.900</b>	<b>58.330</b>	<b>32.000</b>	<b>16.740</b>	<b>282.710</b>
<b>TOTAL Designated</b>		<b>60.510</b>	<b>5.090</b>	<b>12.484</b>	<b>453.337</b>	<b>253.859</b>	<b>54.670</b>	<b>26.640</b>	<b>866.590</b>

**Table 13. UNL Restricted Subprograms, Employee FTE, 2019-2020**

Subprogram Name and Number	Faculty	Academic Admin	Other Admin	Mgr/ Prof Staff	Office/ Service	Other Academic	Student Hourly & All Others	Total
<b><i>Federal</i></b>								
Academic Affairs	01	0.250	0.000	0.000	0.400	0.494	0.000	1.144
College of Arts and Sciences	05	6.750	0.000	0.000	22.000	2.000	0.000	30.750
College of Engineering and Technology	11	0.330	0.000	0.000	1.000	0.000	0.000	1.330
Research	12	1.330	0.000	0.000	4.700	2.500	0.000	8.530
University Libraries	16	0.300	0.000	0.000	0.000	0.800	0.000	1.100
College of Education and Human Sciences	17	3.700	0.150	0.000	14.665	1.366	0.000	19.881
Student Services	42	0.000	0.000	0.745	14.200	2.000	0.000	16.945
<b>Subtotal UNL (excluding IANR)</b>		<b>12.660</b>	<b>0.150</b>	<b>0.745</b>	<b>56.965</b>	<b>9.160</b>	<b>0.000</b>	<b>79.680</b>
<b>TOTAL Federal</b>		<b>12.660</b>	<b>0.150</b>	<b>0.745</b>	<b>56.965</b>	<b>9.160</b>	<b>0.000</b>	<b>79.680</b>
<b><i>Gifts, Grants, and Contracts</i></b>								
Academic Affairs	01	0.000	0.000	0.000	7.000	1.000	0.000	8.000
College of Architecture	02	0.000	0.000	0.000	0.600	0.000	0.000	0.600
College of Arts and Sciences	05	4.000	1.000	2.000	37.010	3.750	0.000	47.760
College of Business Administration	06	0.500	0.600	0.429	5.000	0.600	0.000	7.129
College of Fine and Performing Arts	07	0.000	0.000	0.000	1.581	1.000	0.000	2.581
College of Engineering and Technology	11	0.000	0.000	0.000	1.000	1.000	0.000	2.000
Research	12	1.000	0.000	0.000	5.100	2.750	0.000	8.850
College of Law	15	0.000	0.000	0.000	0.500	0.495	0.000	0.995
University Libraries	16	1.000	0.000	0.000	2.000	0.000	0.000	3.000
College of Education and Human Sciences	17	7.118	0.595	1.000	34.572	5.876	0.000	49.161
Television and Radio	27	0.000	0.000	0.000	7.800	1.000	0.000	8.800
Museums and Art Gallery	28	0.000	0.000	0.000	9.937	0.160	0.000	10.097
Student Services	42	0.000	0.000	0.000	8.000	1.000	2.000	11.000
Business and Finance	43	0.000	0.000	0.000	0.000	1.000	0.000	1.000
Agency Funds	74	0.000	0.000	0.000	8.746	3.000	0.000	11.746
<b>Subtotal UNL (excluding IANR)</b>		<b>13.618</b>	<b>2.195</b>	<b>3.429</b>	<b>128.846</b>	<b>22.631</b>	<b>2.000</b>	<b>172.719</b>
<b>TOTAL Gifts, Grants, and Contracts</b>		<b>13.618</b>	<b>2.195</b>	<b>3.429</b>	<b>128.846</b>	<b>22.631</b>	<b>2.000</b>	<b>172.719</b>
<b><i>Auxiliary Enterprises</i></b>								
Academic Affairs	01	0.850	0.140	0.340	2.916	0.000	1.000	6.096
College of Architecture	02	0.000	0.000	0.000	0.000	0.000	0.000	1.000
College of Fine and Performing Arts	07	0.000	0.000	0.000	1.630	1.306	0.000	3.036
College of Education and Human Sciences	17	4.913	0.738	2.660	10.631	2.424	0.220	24.206
Museums and Art Gallery	28	0.000	0.000	0.000	0.560	1.329	0.200	2.089

Facilities Mgmt & Planning	33	0.000	0.000	0.000	15.600	33.400	0.000	0.000	49.000
Student Services	42	0.000	0.000	4.234	74.280	92.020	2.750	100.350	273.634
Business and Finance	43	0.000	0.000	1.000	25.700	66.860	0.000	4.830	98.390
General Expense	44	0.000	0.000	0.000	4.212	0.750	0.000	0.000	4.962
Student Housing	75	0.000	0.000	1.000	86.500	335.130	0.000	165.330	587.960
Intercollegiate Athletics	77	1.780	0.000	33.000	222.923	74.110	1.000	0.000	332.813
Other Auxiliary Enterprises	79	0.000	0.000	1.554	48.715	29.065	0.000	4.150	83.484
<b>Subtotal UNL (excluding IANR)</b>		<b>7.543</b>	<b>0.878</b>	<b>43.788</b>	<b>493.667</b>	<b>636.394</b>	<b>7.370</b>	<b>277.030</b>	<b>1,466.670</b>
<b>TOTAL Auxiliary Enterprises</b>		<b>7.543</b>	<b>0.878</b>	<b>43.788</b>	<b>493.667</b>	<b>636.394</b>	<b>7.370</b>	<b>277.030</b>	<b>1,466.670</b>
<b>Stores and Services</b>									
Company Balance Sheets	98	0.000	0.000	8.000	34.700	6.517	0.000	0.000	49.217
<b>TOTAL Stores and Services</b>		<b>0.000</b>	<b>0.000</b>	<b>8.000</b>	<b>34.700</b>	<b>6.517</b>	<b>0.000</b>	<b>0.000</b>	<b>49.217</b>
<b>IANR Federal</b>									
College of Ag Sciences and Natural Resources	61	0.000	0.000	0.000	1.000	0.000	0.000	0.000	1.000
Agriculture Research Division	62	6.750	0.000	0.000	18.270	99.100	12.000	0.000	136.120
Cooperative Extension Service	63	10.510	0.250	0.000	12.800	1.250	0.000	0.000	24.810
Nebraska Forest Service	65	2.600	0.000	0.000	13.350	2.750	0.000	0.000	18.700
IANR International Programs	68	0.210	0.000	0.000	5.080	0.000	0.000	0.000	5.290
<b>Subtotal IANR</b>		<b>20.070</b>	<b>0.250</b>	<b>0.000</b>	<b>50.500</b>	<b>103.100</b>	<b>12.000</b>	<b>0.000</b>	<b>185.920</b>
<b>TOTAL Federal</b>		<b>20.070</b>	<b>0.250</b>	<b>0.000</b>	<b>50.500</b>	<b>103.100</b>	<b>12.000</b>	<b>0.000</b>	<b>185.920</b>
<b>IANR Gifts, Grants, and Contracts</b>									
College of Ag Sciences and Natural Resources	61	0.950	0.000	0.000	3.800	0.000	0.000	0.000	4.750
Agriculture Research Division	62	8.170	0.000	0.000	14.360	8.100	10.000	0.000	40.630
Cooperative Extension Service	63	6.690	0.500	0.000	20.300	1.000	0.000	0.000	28.490
Nebraska Forest Service	65	0.400	0.000	0.000	0.400	3.000	0.000	0.000	3.800
Other IANR	66	1.000	0.000	0.000	2.000	0.500	0.000	0.000	3.500
IANR International Programs	68	1.280	4.500	0.000	7.000	0.000	3.750	0.000	16.530
<b>Subtotal IANR</b>		<b>18.490</b>	<b>5.000</b>	<b>0.000</b>	<b>47.860</b>	<b>12.600</b>	<b>13.750</b>	<b>0.000</b>	<b>97.700</b>
<b>TOTAL Gifts, Grants, and Contracts</b>		<b>18.490</b>	<b>5.000</b>	<b>0.000</b>	<b>47.860</b>	<b>12.600</b>	<b>13.750</b>	<b>0.000</b>	<b>97.700</b>
<b>IANR Auxiliary Enterprises</b>									
Agriculture Research Division	62	0.000	0.000	0.000	6.490	3.500	0.000	0.000	9.990
Cooperative Extension Service	63	0.000	0.000	0.000	4.550	0.000	0.000	0.000	4.550
Nebraska Forest Service	65	0.000	0.000	0.000	0.000	0.500	0.000	0.000	0.500
Other IANR	66	0.500	0.000	0.000	3.000	0.000	0.000	1.500	5.000
<b>Subtotal IANR</b>		<b>0.500</b>	<b>0.000</b>	<b>0.000</b>	<b>14.040</b>	<b>4.000</b>	<b>0.000</b>	<b>1.500</b>	<b>20.040</b>
<b>TOTAL Auxiliary Enterprises</b>		<b>0.500</b>	<b>0.000</b>	<b>0.000</b>	<b>14.040</b>	<b>4.000</b>	<b>0.000</b>	<b>1.500</b>	<b>20.040</b>
<b>TOTAL Restricted</b>		<b>72.881</b>	<b>8.473</b>	<b>55.962</b>	<b>826.578</b>	<b>794.402</b>	<b>35.120</b>	<b>278.530</b>	<b>2,071.946</b>

Table 13b. UNL Unrestricted and Designated/Restricted Programs, 2019-2020

Subprogram Name and Number	Faculty	Academic Admin	Other Admin	Mgr/ Prof Staff	Office/ Service	Other Academic	Student Hourly & All Others	Total
<b>TOTAL Unrestricted</b>	<b>1,509.155</b>	<b>135.841</b>	<b>34.537</b>	<b>983.575</b>	<b>716.223</b>	<b>364.890</b>	<b>54.904</b>	<b>3,799.125</b>
<b>TOTAL Designated</b>	<b>60.510</b>	<b>5.090</b>	<b>12.484</b>	<b>453.337</b>	<b>253.859</b>	<b>54.670</b>	<b>26.640</b>	<b>866.590</b>
<b>TOTAL Restricted</b>	<b>72.881</b>	<b>8.473</b>	<b>55.962</b>	<b>826.578</b>	<b>794.402</b>	<b>35.120</b>	<b>278.530</b>	<b>2,071.946</b>
<b>GRAND TOTAL University of Nebraska - Lincoln</b>	<b>1,642.546</b>	<b>149.404</b>	<b>102.983</b>	<b>2,263.490</b>	<b>1,764.484</b>	<b>454.680</b>	<b>360.074</b>	<b>6,737.661</b>

**Table 14. NCTA Unrestricted Subprograms, Employee FTE, 2019-2020**

Subprogram Name and Number	Faculty	Academic Admin	Other Admin	Mgr/ Prof Staff	Office/ Service	Other Academic	Student Hourly & All Others	Total
<b>Nebraska College of Technical Agriculture</b>								
Nebraska College of Technical Agriculture 67	17.015	2.000	0.000	11.420	8.250	0.000	0.000	38.685
<b>TOTAL Unrestricted</b>	<b>17.015</b>	<b>2.000</b>	<b>0.000</b>	<b>11.420</b>	<b>8.250</b>	<b>0.000</b>	<b>0.000</b>	<b>38.685</b>

**Table 16. NCTA Restricted Subprograms, Employee FTE, 2019-2020**

Subprogram Name and Number	Faculty	Academic Admin	Other Admin	Mgr/ Prof Staff	Office/ Service	Other Academic	Student Hourly & All Others	Total
<b>Auxiliary Enterprises</b>								
Nebraska College of Technical Agriculture 67	0.000	0.000	0.000	2.100	8.880	0.000	0.000	10.980
<b>TOTAL Auxiliary Enterprises</b>	<b>0.000</b>	<b>0.000</b>	<b>0.000</b>	<b>2.100</b>	<b>8.880</b>	<b>0.000</b>	<b>0.000</b>	<b>10.980</b>
<b>TOTAL Restricted</b>	<b>0.000</b>	<b>0.000</b>	<b>0.000</b>	<b>2.100</b>	<b>8.880</b>	<b>0.000</b>	<b>0.000</b>	<b>10.980</b>

**Table 16b. NCTA Unrestricted and Designated/Restricted Programs, 2019-2020**

Subprogram Name and Number	Faculty	Academic Admin	Other Admin	Mgr/ Prof Staff	Office/ Service	Other Academic	Student Hourly & All Others	Total
<b>TOTAL Unrestricted</b>	<b>17.015</b>	<b>2.000</b>	<b>0.000</b>	<b>11.420</b>	<b>8.250</b>	<b>0.000</b>	<b>0.000</b>	<b>38.685</b>
<b>TOTAL Designated</b>	<b>0.000</b>	<b>0.000</b>	<b>0.000</b>	<b>0.000</b>	<b>0.000</b>	<b>0.000</b>	<b>0.000</b>	<b>0.000</b>
<b>TOTAL Restricted</b>	<b>0.000</b>	<b>0.000</b>	<b>0.000</b>	<b>2.100</b>	<b>8.880</b>	<b>0.000</b>	<b>0.000</b>	<b>10.980</b>
<b>GRAND TOTAL NCTA</b>	<b>17.015</b>	<b>2.000</b>	<b>0.000</b>	<b>13.520</b>	<b>17.130</b>	<b>0.000</b>	<b>0.000</b>	<b>49.665</b>

**Table 17. UNMC Unrestricted Subprograms, Employee FTE, 2019-2020**

Subprogram Name and Number	Faculty	Academic Admin	Other Admin	Mgr/ Prof Staff	Office/ Service	Other Academic	Student Hourly & All Others	Total
<b>Instruction, Research, Extension, and Public Service</b>								
Academic Affairs 01	1.934	6.024	3.590	43.943	9.102	1.000	1.000	66.593
College of Allied Health 04	46.502	1.472	1.000	11.427	13.386	2.000	0.000	75.787
College of Dentistry 09	60.036	3.400	0.975	7.611	18.521	0.000	0.000	90.543
Graduate College 12	1.487	2.359	1.300	12.765	7.412	0.000	0.000	25.323
McGoogan Library of Medicine 16	15.470	0.950	0.000	1.000	9.477	0.000	0.000	26.897
College of Nursing 18	138.578	1.000	0.000	30.900	18.600	0.128	1.000	190.206
Eppley Research Institute 19	10.500	0.083	0.000	7.550	10.150	0.000	0.000	28.283
College of Pharmacy 20	28.743	1.731	0.000	6.791	8.130	13.800	0.000	59.195
Other Instruction or Research 22	0.000	0.350	0.000	10.000	6.000	0.000	0.000	16.350
Instruction Budget Adjustments 25	8.500	0.000	0.000	0.000	0.000	0.000	0.000	8.500
Rural Health Education Network 30	0.000	0.000	0.000	0.000	0.000	0.000	0.980	0.980
Research Initiative 32	4.512	0.000	0.000	12.161	0.379	0.000	0.000	17.052
General Expense 44	0.000	0.000	0.300	15.016	1.000	0.000	0.000	16.316
College of Medicine 51	65.876	5.746	0.335	20.679	29.870	164.391	0.000	286.897
College of Medicine 52	103.095	1.177	0.000	22.843	44.125	2.000	0.000	173.240
College of Medicine 53	101.769	2.976	0.000	24.369	27.219	5.000	0.000	161.333
College of Public Health 54	34.722	3.402	1.000	23.208	11.707	2.000	0.000	76.039
UNMC/Eppley Center Cancer Research & Care 71	0.577	0.261	0.000	3.490	0.400	0.000	0.000	4.728
CHRI 72	4.150	0.000	0.000	7.532	0.000	6.000	0.000	17.682
<b>Plant Operations and Maintenance</b>								
Physical Plant Administration 33	0.000	0.000	1.211	18.000	157.500	0.000	1.500	178.211
Other Plant Operations & Maintenance 38	0.000	0.000	0.000	3.000	96.000	0.000	0.000	99.000
<b>Administration and General Expense</b>								
Academic Computing Support 29	1.000	0.000	0.000	14.290	1.000	0.000	0.000	16.290
Executive Administration 41	0.000	2.000	1.250	3.000	2.000	0.000	0.000	8.250
Student Services 42	0.000	0.000	0.000	15.082	3.880	0.000	0.060	19.022
Business and Finance 43	0.261	0.587	4.700	67.665	55.438	3.000	0.000	131.651
<b>University Hospital and Other Patient Services</b>								
Munroe-Meyer State Support 82	15.007	0.789	0.000	7.852	10.980	5.675	0.000	40.303
<b>TOTAL Unrestricted</b>	<b>642.719</b>	<b>34.307</b>	<b>15.661</b>	<b>390.174</b>	<b>542.276</b>	<b>204.994</b>	<b>4.540</b>	<b>1,834.671</b>

**Table 18. UNMC Designated Subprograms, Employee FTE, 2019-2020**

Subprogram Name and Number	Faculty	Academic Admin	Other Admin	Mgr/ Prof Staff	Office/ Service	Other Academic	Student Hourly & All Others	Total
<b>Revolving</b>								
Academic Affairs 01	1.000	0.000	0.000	19.650	2.000	0.000	0.000	22.650
College of Allied Health 04	7.008	2.590	0.000	2.175	7.522	0.000	0.000	19.295
Continuing Studies and Public Services 26	0.485	0.000	0.000	12.508	10.800	0.000	0.000	23.793
Business and Finance 43	0.000	0.000	0.000	7.425	3.000	0.000	0.000	10.425
Anatomical Board 58	0.000	0.000	0.000	1.425	0.100	0.000	0.000	1.525
<b>Patient Revenue Activities</b>								
Munroe-Meyer Institute 55	7.440	0.000	0.000	74.424	67.232	0.000	0.000	149.096
Dental Clinic 56	7.197	0.000	0.050	10.713	79.440	1.000	0.000	98.400
<b>Instruction, Research, Extension, and Public Service</b>								
Tobacco Fund Research 57	9.304	0.000	0.000	14.292	1.484	2.647	0.000	27.727
<b>TOTAL Designated</b>	<b>32.434</b>	<b>2.590</b>	<b>0.050</b>	<b>142.612</b>	<b>171.578</b>	<b>3.647</b>	<b>0.000</b>	<b>352.911</b>

**Table 19. UNMC Restricted Subprograms, Employee FTE, 2019-2020**

Subprogram Name and Number	Faculty	Academic Admin	Other Admin	Mgr/ Prof Staff	Office/ Service	Other Academic	Student Hourly & All Others	Total
<b>Federal</b>								
College of Allied Health	04	0.466	0.000	0.000	1.225	0.370	0.000	2.061
College of Dentistry	09	0.951	0.000	0.000	0.000	0.900	0.000	1.851
Graduate College	12	1.148	0.050	0.000	4.911	1.100	0.000	7.209
College of Nursing	18	2.890	0.000	0.000	3.700	0.000	0.000	6.590
Eppley Research Institute	19	20.295	0.284	0.000	23.532	2.150	13.350	59.611
College of Pharmacy	20	11.519	0.000	0.000	3.800	1.500	6.300	23.119
College of Medicine	51	51.048	0.116	0.000	33.212	3.375	25.061	112.812
College of Medicine	52	24.780	0.097	0.050	27.891	12.420	10.300	75.538
College of Medicine	53	19.525	0.340	0.000	25.927	2.551	12.942	61.285
College of Public Health	54	4.480	0.000	0.000	4.665	0.000	0.000	9.145
Munroe-Meyer Institute	55	10.660	1.160	0.000	11.800	4.499	0.250	28.369
<b>TOTAL Federal</b>	<b>147.762</b>	<b>2.047</b>	<b>0.050</b>	<b>140.663</b>	<b>28.865</b>	<b>68.203</b>	<b>0.000</b>	<b>387.590</b>
<b>Gifts, Grants, and Contracts</b>								
Academic Affairs	01	0.000	0.000	0.000	2.041	0.408	0.000	2.449
College of Allied Health	04	2.816	0.009	0.000	0.507	0.500	0.000	3.832
College of Dentistry	09	2.468	0.000	0.975	3.926	6.900	0.000	14.269
Graduate College	12	3.985	0.017	0.000	1.741	0.704	0.000	8.447
McGoogan Library of Medicine	16	0.000	0.000	0.000	0.000	0.000	0.500	0.500
College of Nursing	18	8.595	0.000	0.000	3.000	2.000	0.070	13.665
Eppley Research Institute	19	0.812	0.358	0.000	3.971	0.250	4.000	9.391
College of Pharmacy	20	5.069	0.000	0.000	3.200	0.310	3.250	11.829
Executive Administration	41	0.000	0.213	0.000	0.000	0.000	0.000	0.213
General Expense	44	0.000	0.000	0.000	2.000	0.000	0.000	2.000
College of Medicine	51	27.470	0.306	0.000	18.530	7.471	10.385	64.162
College of Medicine	52	56.688	0.081	0.000	71.791	24.560	6.500	159.620
College of Medicine	53	120.076	0.000	0.000	68.516	55.923	6.740	251.255
College of Public Health	54	18.302	0.094	0.251	15.152	6.298	1.663	41.760
Munroe-Meyer Institute	55	20.791	0.050	0.000	55.693	11.596	3.075	91.205
UNMC/Eppley Center Cancer Research & Care	71	2.580	0.000	0.000	9.285	0.700	1.620	14.185
CHRI	72	3.559	0.000	0.000	23.869	2.400	1.000	30.828
College of Medicine Clinical	83	262.822	0.629	0.599	41.150	47.792	3.000	355.992
College of Medicine Clinical	84	147.776	1.779	0.000	10.053	48.855	1.558	210.021
<b>TOTAL Gifts, Grants, and Contracts</b>	<b>683.809</b>	<b>3.536</b>	<b>1.825</b>	<b>334.425</b>	<b>216.667</b>	<b>44.861</b>	<b>0.500</b>	<b>1,285.623</b>
<b>Auxiliary Enterprises</b>								
Academic Affairs	01	1.852	0.000	1.000	4.660	2.000	0.000	9.512
College of Allied Health	04	2.607	0.000	0.000	2.869	0.248	0.000	5.724
College of Dentistry	09	1.930	0.000	0.000	0.500	3.479	0.000	5.909
Graduate College	12	0.417	0.000	0.750	28.665	11.333	0.000	41.165
McGoogan Library of Medicine	16	0.000	0.000	0.000	0.000	3.312	0.000	3.312
College of Nursing	18	0.000	0.000	0.000	6.500	2.000	0.000	8.500
Eppley Research Institute	19	0.500	0.000	0.000	0.000	0.000	0.400	0.900
College of Pharmacy	20	2.000	0.000	0.000	3.995	0.700	2.000	8.695
Other Instruction or Research	22	0.000	0.000	0.000	1.000	0.000	0.000	1.000
International Programs	24	0.000	0.000	0.000	4.000	0.000	0.000	4.000
Academic Computing Support	29	0.000	0.000	0.000	18.250	6.000	0.000	24.250
Physical Plant Administration	33	0.000	0.000	0.000	27.878	44.000	0.000	71.878
Student Services	42	0.123	0.000	0.000	0.468	4.000	0.000	4.591
Business and Finance	43	0.906	0.189	1.100	28.012	27.812	0.000	58.019
General Expense	44	0.000	0.000	0.000	3.000	2.700	0.000	5.700
College of Medicine	51	1.240	0.000	1.000	10.125	26.195	0.474	39.034
College of Medicine	52	0.000	0.000	0.000	2.650	1.000	0.000	3.650
College of Medicine	53	1.825	0.000	0.000	13.388	3.632	0.000	18.845
College of Public Health	54	0.000	0.000	0.000	1.250	2.030	0.000	3.280
Munroe-Meyer Institute	55	7.294	0.000	0.000	46.747	17.789	1.000	72.830
Dental Clinic	56	0.100	0.000	0.000	0.000	1.000	0.000	1.100



<b>TOTAL Auxiliary Enterprises</b>	<b>20.794</b>	<b>0.189</b>	<b>3.850</b>	<b>203.957</b>	<b>159.230</b>	<b>3.874</b>	<b>0.000</b>	<b>391.894</b>
<b>Stores and Services</b>								
Stores/Services	96	0.000	0.000	2.100	18.348	23.100	0.000	43.548
Clearing Centers	97	1.000	0.092	0.000	0.000	0.000	0.000	1.092
<b>TOTAL Stores and Services</b>	<b>1.000</b>	<b>0.092</b>	<b>2.100</b>	<b>18.348</b>	<b>23.100</b>	<b>0.000</b>	<b>0.000</b>	<b>44.640</b>
<b>TOTAL Restricted</b>	<b>853.365</b>	<b>5.864</b>	<b>7.825</b>	<b>697.393</b>	<b>427.862</b>	<b>116.938</b>	<b>0.500</b>	<b>2,109.747</b>

**Table 19b. UNMC Unrestricted and Designated/Restricted Programs, 2019-2020**

Subprogram Name and Number	Faculty	Academic Admin	Other Admin	Mgr/ Prof Staff	Office/ Service	Other Academic	Student Hourly & All Others	Total
<b>TOTAL Unrestricted</b>	<b>642.719</b>	<b>34.307</b>	<b>15.661</b>	<b>390.174</b>	<b>542.276</b>	<b>204.994</b>	<b>4.540</b>	<b>1,834.671</b>
<b>TOTAL Designated</b>	<b>32.434</b>	<b>2.590</b>	<b>0.050</b>	<b>142.612</b>	<b>171.578</b>	<b>3.647</b>	<b>0.000</b>	<b>352.911</b>
<b>TOTAL Restricted</b>	<b>853.365</b>	<b>5.864</b>	<b>7.825</b>	<b>697.393</b>	<b>427.862</b>	<b>116.938</b>	<b>0.500</b>	<b>2,109.747</b>
<b>GRAND TOTAL University of Nebraska Medical Center</b>	<b>1,528.518</b>	<b>42.761</b>	<b>23.536</b>	<b>1,230.179</b>	<b>1,141.716</b>	<b>325.579</b>	<b>5.040</b>	<b>4,297.329</b>

**Table 20. UNO Unrestricted Subprograms, Employee FTE, 2019-2020**

Subprogram Name and Number	Faculty	Academic Admin	Other Admin	Mgr/ Prof Staff	Office/ Service	Other Academic	Student Hourly & All Others	Total
<b>Instruction, Research, Extension, and Public Service</b>								
Academic Affairs 01	0.500	4.520	0.000	9.250	3.000	0.000	0.000	17.270
College of Public Affairs and Community Services 03	81.140	6.100	0.000	22.090	12.250	9.800	2.030	133.410
College of Arts and Sciences 05	214.840	11.400	0.000	18.060	23.270	24.420	9.630	301.620
College of Business Administration 06	61.500	6.520	0.000	23.500	12.000	1.330	4.810	109.660
College of Communication, Fine Arts and Media 07	80.420	5.600	0.000	18.280	9.990	4.990	2.640	121.920
College of Information Science and Technology 08	59.040	3.550	0.000	10.040	4.000	5.320	3.810	85.760
College of Education 10	93.390	7.000	0.000	16.310	16.000	9.320	0.810	142.830
Graduate Studies 12	0.000	1.760	0.000	6.930	3.020	13.770	0.470	25.950
Criss Library 16	11.500	2.000	0.000	13.000	17.000	0.000	10.867	54.367
Summer Sessions 21	27.750	0.000	0.000	0.000	0.000	0.000	0.000	27.750
Other Instruction or Research 22	24.050	1.000	2.000	7.120	4.960	0.330	0.020	39.480
International Programs 24	0.280	0.350	0.000	4.140	2.570	0.000	0.520	7.860
Continuing Studies 26	6.730	1.000	0.000	9.000	2.750	0.000	1.630	21.110
Distance Education 30	0.000	0.000	0.000	1.202	0.000	0.000	0.000	1.202
General Expense 44	0.000	0.000	0.000	15.830	4.000	0.000	0.000	19.830
<b>Plant Operations and Maintenance</b>								
Physical Plant Administration 33	0.000	0.000	0.330	15.000	141.000	0.000	4.960	161.290
<b>Administration and General Expense</b>								
Executive Administration 41	0.000	0.960	0.000	1.000	2.000	0.000	0.390	4.350
Student Services 42	0.000	0.000	4.800	45.090	20.280	0.990	9.120	80.280
Business and Finance 43	0.000	0.000	4.570	29.510	22.000	0.000	4.660	60.740
<b>TOTAL Unrestricted</b>	<b>661.140</b>	<b>51.760</b>	<b>11.700</b>	<b>265.352</b>	<b>300.090</b>	<b>70.270</b>	<b>56.367</b>	<b>1,416.679</b>

**Table 21. UNO Designated Subprograms, Employee FTE, 2019-2020**

Subprogram Name and Number	Faculty	Academic Admin	Other Admin	Mgr/ Prof Staff	Office/ Service	Other Academic	Student Hourly & All Others	Total
<b>Revolving</b>								
College of Public Affairs and Community Services 03	0.220	0.000	0.000	0.530	2.750	0.000	0.410	3.910
College of Arts and Sciences 05	0.500	0.000	0.000	2.610	1.910	0.000	0.000	5.020
College of Business Administration 06	0.000	0.000	0.000	9.150	2.000	0.330	0.200	11.680
College of Communication, Fine Arts and Media 07	0.660	0.000	0.000	2.450	1.820	0.000	0.300	5.230
College of Education 10	0.800	0.000	0.000	1.000	0.000	0.000	0.220	2.020
Graduate Studies 12	0.000	0.000	0.000	2.070	4.730	0.000	1.090	7.890
Criss Library 16	0.000	0.000	0.000	0.500	1.000	0.000	0.000	1.500
Other Instruction or Research 22	0.000	0.000	0.180	4.500	2.040	0.330	1.580	8.630
International Programs 24	0.000	0.000	0.000	9.020	3.560	0.000	1.780	14.360
Continuing Studies 26	0.000	0.000	0.000	0.500	0.000	0.000	1.000	1.500
Distance Education 30	0.000	0.000	0.000	1.190	0.000	0.000	0.000	1.190
Student Services 42	0.000	0.000	1.740	33.438	12.500	1.320	11.540	60.538
Business and Finance 43	0.000	0.000	0.000	3.360	0.000	0.000	0.110	3.470
<b>TOTAL Designated</b>	<b>2.180</b>	<b>0.000</b>	<b>1.920</b>	<b>70.318</b>	<b>32.310</b>	<b>1.980</b>	<b>18.230</b>	<b>126.938</b>

**Table 22. UNO Restricted Subprograms, Employee FTE, 2019-2020**

Subprogram Name and Number	Faculty	Academic Admin	Other Admin	Mgr/ Prof Staff	Office/ Service	Other Academic	Student Hourly & All Others	Total
<b>Federal</b>								
College of Public Affairs and Community Services 03	0.000	0.000	0.000	2.000	0.000	0.000	0.000	2.000
College of Arts and Sciences 05	0.000	0.000	0.000	0.000	1.000	0.000	0.000	1.000
College of Business Administration 06	0.000	0.480	0.000	10.970	1.000	0.000	0.000	12.450
College of Education 10	4.000	0.000	0.000	3.000	0.000	0.000	0.000	7.000

International Programs	24	0.000	0.000	0.000	0.000	1.930	0.000	0.000	1.930
Student Services	42	0.000	0.000	0.000	4.580	1.000	0.000	0.000	5.580
<b>TOTAL Federal</b>		<b>4.000</b>	<b>0.480</b>	<b>0.000</b>	<b>20.550</b>	<b>4.930</b>	<b>0.000</b>	<b>0.000</b>	<b>29.960</b>
<b>Gifts, Grants, and Contracts</b>									
Academic Affairs	01	1.300	0.000	0.000	9.000	1.000	0.000	0.000	11.300
College of Public Affairs and Community Services	03	1.200	0.000	0.000	4.070	0.500	0.000	0.000	5.770
College of Arts and Sciences	05	0.000	0.000	0.000	2.970	2.340	0.000	0.000	5.310
College of Information Science and Technology	08	0.000	0.250	0.000	1.000	0.000	0.000	0.000	1.250
College of Education	10	1.500	0.000	1.000	2.000	0.000	0.000	0.000	4.500
Other Instruction or Research	22	0.000	0.000	0.000	3.000	1.000	0.000	0.000	4.000
International Programs	24	0.000	0.000	0.000	0.000	1.000	0.000	0.000	1.000
Executive Administration	41	0.000	0.000	0.000	0.500	0.000	0.000	0.000	0.500
Student Services	42	0.000	0.000	0.000	3.000	0.000	0.000	0.000	3.000
<b>TOTAL Gifts, Grants, and Contracts</b>		<b>4.000</b>	<b>0.250</b>	<b>1.000</b>	<b>25.540</b>	<b>5.840</b>	<b>0.000</b>	<b>0.000</b>	<b>36.630</b>
<b>Auxiliary Enterprises</b>									
Physical Plant Administration	33	0.000	0.000	0.000	1.000	12.550	0.000	3.110	16.660
Student Services	42	0.000	0.000	0.000	28.714	54.180	2.330	83.777	169.001
Business and Finance	43	0.000	0.000	0.000	1.000	0.000	0.000	0.000	1.000
General Expense	44	0.000	0.000	0.000	3.550	0.400	0.000	0.450	4.400
Student Housing	75	0.000	0.000	0.280	7.540	5.000	0.000	5.760	18.580
Intercollegiate Athletics	77	0.000	0.000	16.250	43.470	9.090	0.000	6.060	74.870
Arena	78	0.000	0.000	0.000	13.000	2.910	0.000	14.310	30.220
<b>TOTAL Auxiliary Enterprises</b>		<b>0.000</b>	<b>0.000</b>	<b>16.530</b>	<b>98.274</b>	<b>84.130</b>	<b>2.330</b>	<b>113.467</b>	<b>314.731</b>
<b>Stores and Services</b>									
Company Balance Sheets	98	0.000	0.000	1.750	21.200	1.250	0.000	1.130	25.330
<b>TOTAL Stores and Services</b>		<b>0.000</b>	<b>0.000</b>	<b>1.750</b>	<b>21.200</b>	<b>1.250</b>	<b>0.000</b>	<b>1.130</b>	<b>25.330</b>
<b>TOTAL Restricted</b>		<b>8.000</b>	<b>0.730</b>	<b>19.280</b>	<b>165.564</b>	<b>96.150</b>	<b>2.330</b>	<b>114.597</b>	<b>406.651</b>

Table 22b. UNO Unrestricted and Designated/Restricted Programs, 2019-2020

Subprogram Name and Number	Faculty	Academic Admin	Other Admin	Mgr/ Prof Staff	Office/ Service	Other Academic	Student Hourly & All Others	Total
<b>TOTAL Unrestricted</b>	<b>661.140</b>	<b>51.760</b>	<b>11.700</b>	<b>265.352</b>	<b>300.090</b>	<b>70.270</b>	<b>56.367</b>	<b>1,416.679</b>
<b>TOTAL Designated</b>	<b>2.180</b>	<b>0.000</b>	<b>1.920</b>	<b>70.318</b>	<b>32.310</b>	<b>1.980</b>	<b>18.230</b>	<b>126.938</b>
<b>TOTAL Restricted</b>	<b>8.000</b>	<b>0.730</b>	<b>19.280</b>	<b>165.564</b>	<b>96.150</b>	<b>2.330</b>	<b>114.597</b>	<b>406.651</b>
<b>GRAND TOTAL University of Nebraska at Omaha</b>	<b>671.320</b>	<b>52.490</b>	<b>32.900</b>	<b>501.234</b>	<b>428.550</b>	<b>74.580</b>	<b>189.194</b>	<b>1,950.268</b>

**Table 23. UNK Unrestricted Subprograms, Employee FTE, 2019-2020**

Subprogram Name and Number	Faculty	Academic Admin	Other Admin	Mgr/ Prof Staff	Office/ Service	Other Academic	Student Hourly & All Others	Total
<b>Instruction, Research, Extension, and Public Service</b>								
Academic Affairs 01	0.618	4.000	1.000	10.000	6.473	0.000	0.020	22.111
College of Business Administration 06	58.200	3.800	0.000	4.000	8.500	0.000	3.860	78.360
College of Education 10	62.546	3.400	0.000	5.393	8.931	0.000	2.300	82.570
College of Graduate Studies 12	0.750	1.400	1.000	3.500	2.500	16.170	0.000	25.320
University Libraries 16	7.000	1.000	0.000	7.000	10.000	0.000	3.920	28.920
Summer Sessions 21	13.530	0.000	0.000	0.000	0.000	0.000	0.000	13.530
Other Instruction or Research 22	0.000	2.650	0.000	4.281	1.316	0.000	0.390	8.637
International Programs 24	0.000	0.000	1.000	6.000	0.500	0.000	0.000	7.500
Continuing Studies and Public Services 26	5.670	0.000	0.000	3.334	2.000	0.000	0.000	11.004
Museums and Art Gallery 28	0.000	0.000	1.000	2.245	0.000	0.000	0.360	3.605
College of Arts & Sciences 35	158.900	5.450	0.000	11.800	15.944	0.330	9.460	201.884
General Expense 44	0.000	0.000	1.718	11.683	1.146	0.000	0.220	14.767
<b>Plant Operations and Maintenance</b>								
Physical Plant Administration 33	0.000	0.000	0.611	3.179	65.088	0.000	1.340	70.218
<b>Administration and General Expense</b>								
Executive Administration 41	0.000	0.939	1.000	1.000	1.000	0.000	0.000	3.939
Student Affairs 42	0.000	0.368	4.366	33.117	19.543	0.000	4.140	61.534
Business and Finance 43	0.242	0.000	3.053	9.741	12.558	0.000	1.010	26.604
Intercollegiate Athletics 77	0.000	0.000	10.561	18.996	3.000	1.650	0.000	34.207
<b>TOTAL Unrestricted</b>	<b>307.456</b>	<b>23.007</b>	<b>25.309</b>	<b>135.269</b>	<b>158.499</b>	<b>18.150</b>	<b>27.020</b>	<b>694.710</b>

**Table 24. UNK Designated Subprograms, Employee FTE, 2019-2020**

Subprogram Name and Number	Faculty	Academic Admin	Other Admin	Mgr/ Prof Staff	Office/ Service	Other Academic	Student Hourly & All Others	Total
<b>Revolving</b>								
Academic Affairs 01	0.305	0.000	0.000	0.260	0.000	0.000	0.000	0.565
College of Education 10	0.500	0.000	0.000	0.000	0.569	0.000	0.000	1.069
College of Graduate Studies 12	0.000	0.100	0.000	0.000	1.000	0.000	0.000	1.100
Other Instruction or Research 22	0.000	0.000	0.000	1.224	0.800	0.000	0.000	2.024
International Programs 24	0.000	0.000	0.000	3.000	0.500	0.000	0.000	3.500
Continuing Studies and Public Services 26	0.000	0.000	0.000	5.617	0.000	0.000	0.000	5.617
Student Affairs 42	0.000	0.000	0.000	1.974	2.000	0.000	0.000	3.974
General Expense 44	0.000	0.000	0.000	0.000	2.000	0.000	0.000	2.000
<b>TOTAL Designated</b>	<b>0.805</b>	<b>0.100</b>	<b>0.000</b>	<b>12.075</b>	<b>6.869</b>	<b>0.000</b>	<b>0.000</b>	<b>19.849</b>

**Table 25. UNK Restricted Subprograms, Employee FTE, 2019-2020**

Subprogram Name and Number	Faculty	Academic Admin	Other Admin	Mgr/ Prof Staff	Office/ Service	Other Academic	Student Hourly & All Others	Total
<b>Federal</b>								
Student Aid 23	0.000	0.000	0.000	0.306	0.000	0.000	0.000	0.306
Student Affairs 42	0.000	0.000	0.000	3.047	1.457	0.000	0.000	4.504
<b>TOTAL Federal</b>	<b>0.000</b>	<b>0.000</b>	<b>0.000</b>	<b>3.353</b>	<b>1.457</b>	<b>0.000</b>	<b>0.000</b>	<b>4.810</b>
<b>Gifts, Grants, and Contracts</b>								
Academic Affairs 01	0.500	0.000	0.000	3.000	1.000	0.000	0.000	4.500
College of Natural and Social Sciences 05	1.000	0.000	0.000	0.000	0.000	0.000	0.000	1.000
College of Education 10	1.000	0.000	0.000	0.000	0.000	0.000	0.000	1.000
Other Instruction or Research 22	0.000	0.000	0.000	4.495	1.200	0.000	0.000	5.695
Museums and Art Gallery 28	0.000	0.000	0.000	0.355	0.000	0.000	0.000	0.355

College of Arts & Sciences	35	0.000	0.000	0.000	1.000	0.056	0.000	0.000	1.056
Executive Administration	41	0.000	0.061	0.000	0.000	0.000	0.000	0.000	0.061
Business and Finance	43	0.000	0.000	0.000	0.500	0.000	0.000	0.000	0.500
<b>TOTAL Gifts, Grants, and Contracts</b>		<b>2.500</b>	<b>0.061</b>	<b>0.000</b>	<b>9.350</b>	<b>2.256</b>	<b>0.000</b>	<b>0.000</b>	<b>14.167</b>
<b>Auxiliary Enterprises</b>									
Academic Computing Support	29	0.000	0.000	0.000	0.350	0.000	0.000	0.000	0.350
Physical Plant Administration	33	0.000	0.000	0.389	0.821	32.766	0.000	6.610	40.586
Student Affairs	42	0.000	1.632	0.634	24.511	6.749	0.330	64.187	98.043
Business and Finance	43	0.000	0.000	2.947	6.759	14.994	0.000	1.483	26.183
General Expense	44	0.000	0.000	0.282	0.825	1.600	0.000	0.000	2.707
Intercollegiate Athletics	77	0.000	0.000	11.000	21.447	3.000	1.650	0.040	37.137
<b>TOTAL Auxiliary Enterprises</b>		<b>0.000</b>	<b>1.632</b>	<b>15.252</b>	<b>54.713</b>	<b>59.109</b>	<b>1.980</b>	<b>72.320</b>	<b>205.006</b>
<b>Stores and Services</b>									
Company Balance Sheets	98	0.000	0.000	0.000	5.650	0.500	0.000	0.000	6.150
Income Activity	99	13.300	0.000	0.000	0.000	0.000	0.000	14.671	27.971
<b>TOTAL Stores and Services</b>		<b>13.300</b>	<b>0.000</b>	<b>0.000</b>	<b>5.650</b>	<b>0.500</b>	<b>0.000</b>	<b>14.671</b>	<b>34.121</b>
<b>TOTAL Restricted</b>		<b>15.800</b>	<b>1.693</b>	<b>15.252</b>	<b>73.066</b>	<b>63.322</b>	<b>1.980</b>	<b>86.991</b>	<b>258.104</b>

**Table 25b. UNK Unrestricted and Designated/Restricted Programs, 2019-2020**

Subprogram Name and Number	Faculty	Academic Admin	Other Admin	Mgr/ Prof Staff	Office/ Service	Other Academic	Student Hourly & All Others	Total
<b>TOTAL Unrestricted</b>	<b>307.456</b>	<b>23.007</b>	<b>25.309</b>	<b>135.269</b>	<b>158.499</b>	<b>18.150</b>	<b>27.020</b>	<b>694.710</b>
<b>TOTAL Designated</b>	<b>0.805</b>	<b>0.100</b>	<b>0.000</b>	<b>12.075</b>	<b>6.869</b>	<b>0.000</b>	<b>0.000</b>	<b>19.849</b>
<b>TOTAL Restricted</b>	<b>15.800</b>	<b>1.693</b>	<b>15.252</b>	<b>73.066</b>	<b>63.322</b>	<b>1.980</b>	<b>86.991</b>	<b>258.104</b>
<b>GRAND TOTAL University of Nebraska at Kearney</b>	<b>324.061</b>	<b>24.800</b>	<b>40.561</b>	<b>220.410</b>	<b>228.690</b>	<b>20.130</b>	<b>114.011</b>	<b>972.663</b>

**Table 26. UNCA Unrestricted Subprograms, Employee FTE, 2019-2020**

Subprogram Name and Number	Faculty	Academic Admin	Other Admin	Mgr/ Prof Staff	Office/ Service	Other Academic	Student Hourly & All Others	Total
<b>Instruction, Research, Extension, and Public Service</b>								
EPSCoR	31	0.000	0.150	0.000	0.400	0.400	0.000	0.950
Research Initiative	32	0.000	0.000	0.000	0.500	0.000	0.000	0.500
Buffett Early Childhood Institute	47	0.000	0.860	2.000	1.000	1.000	0.000	4.860
NU Online	48	0.000	0.000	1.000	10.490	0.000	0.000	11.490
<b>Plant Operations and Maintenance</b>								
Facilities Management & Planning	33	0.000	0.000	2.000	6.500	0.100	0.000	8.600
<b>Administration and General Expense</b>								
Information Technology Services	29	0.400	0.000	11.053	128.252	13.560	0.000	154.765
System Administration	41	0.000	4.000	26.600	30.250	9.500	0.000	71.850
Nebraska Student Information System	42	0.000	0.000	0.000	19.500	0.750	0.000	20.250
SAP Activity	45	0.000	0.000	0.000	26.000	0.000	0.000	26.000
General Administration	46	0.000	0.000	0.000	2.050	0.000	0.000	2.050
<b>TOTAL Unrestricted</b>	<b>0.400</b>	<b>5.010</b>	<b>42.653</b>	<b>224.942</b>	<b>25.310</b>	<b>0.000</b>	<b>3.000</b>	<b>301.315</b>

**Table 27. UNCA Designated Subprograms, Employee FTE, 2019-2020**

Subprogram Name and Number	Faculty	Academic Admin	Other Admin	Mgr/ Prof Staff	Office/ Service	Other Academic	Student Hourly & All Others	Total
<b>Revolving</b>								
Information Technology Services	29	0.000	0.000	0.347	90.623	13.440	0.000	113.325
Distance Education	30	0.000	2.000	0.000	16.300	6.000	1.000	25.300
Facilities Management & Planning	33	0.000	0.000	0.000	37.250	11.000	0.000	48.250
<b>TOTAL Designated</b>	<b>0.000</b>	<b>2.000</b>	<b>0.347</b>	<b>144.173</b>	<b>30.440</b>	<b>1.000</b>	<b>8.915</b>	<b>186.875</b>

**Table 28. UNCA Restricted Subprograms, Employee FTE, 2019-2020**

Subprogram Name and Number	Faculty	Academic Admin	Other Admin	Mgr/ Prof Staff	Office/ Service	Other Academic	Student Hourly & All Others	Total
<b>Federal</b>								
EPSCoR	31	0.000	0.600	0.000	1.600	1.600	0.000	3.800
<b>TOTAL Federal</b>	<b>0.000</b>	<b>0.600</b>	<b>0.000</b>	<b>1.600</b>	<b>1.600</b>	<b>0.000</b>	<b>0.000</b>	<b>3.800</b>
<b>Gifts, Grants, and Contracts</b>								
System Administration	41	0.000	0.000	0.000	0.500	0.000	0.000	0.500
General Administration	46	0.000	0.000	1.160	4.900	0.500	0.000	6.560
Buffett Early Childhood Institute	47	0.000	0.140	2.840	23.100	6.500	0.000	32.580
<b>TOTAL Gifts, Grants, and Contracts</b>	<b>0.000</b>	<b>0.140</b>	<b>4.000</b>	<b>28.500</b>	<b>7.000</b>	<b>0.000</b>	<b>0.000</b>	<b>39.640</b>
<b>Auxiliary Enterprises</b>								
Information Technology Services	29	0.000	0.000	0.000	2.596	6.000	0.000	8.596
<b>TOTAL Auxiliary Enterprises</b>	<b>0.000</b>	<b>0.000</b>	<b>0.000</b>	<b>2.596</b>	<b>6.000</b>	<b>0.000</b>	<b>0.000</b>	<b>8.596</b>
<b>TOTAL Restricted</b>	<b>0.000</b>	<b>0.740</b>	<b>4.000</b>	<b>32.696</b>	<b>14.600</b>	<b>0.000</b>	<b>0.000</b>	<b>52.036</b>

**Table 28b. UNCA Unrestricted and Designated/Restricted Programs, 2019-2020**

Subprogram Name and Number	Faculty	Academic Admin	Other Admin	Mgr/ Prof Staff	Office/ Service	Other Academic	Student Hourly & All Others	Total
<b>TOTAL Unrestricted</b>	<b>0.400</b>	<b>5.010</b>	<b>42.653</b>	<b>224.942</b>	<b>25.310</b>	<b>0.000</b>	<b>3.000</b>	<b>301.315</b>
<b>TOTAL Designated</b>	<b>0.000</b>	<b>2.000</b>	<b>0.347</b>	<b>144.173</b>	<b>30.440</b>	<b>1.000</b>	<b>8.915</b>	<b>186.875</b>
<b>TOTAL Restricted</b>	<b>0.000</b>	<b>0.740</b>	<b>4.000</b>	<b>32.696</b>	<b>14.600</b>	<b>0.000</b>	<b>0.000</b>	<b>52.036</b>
<b>GRAND TOTAL Univ of Nebr Central Administration</b>	<b>0.400</b>	<b>7.750</b>	<b>47.000</b>	<b>401.811</b>	<b>70.350</b>	<b>1.000</b>	<b>11.915</b>	<b>540.226</b>

**EXPENDITURE SUMMARY**  
**2019-2020 GENERAL OPERATING BUDGET**  
**UNIVERSITY OF NEBRASKA**  
**INCLUDING NCTA**

**UNIVERSITY TOTAL**

ACCOUNT	DESCRIPTION	UNRESTRICTED	DESIGNATED AND/OR RESTRICTED					TOTAL
		STATE AND UNIVERSITY GENERATED	CASH	REVOLVING	FEDERAL	AUXILIARIES AND SERVICES	TRUST	
511000	FACULTY							
	Professor	108,877,582	354,069	725,655	6,869,533	1,243,414	17,828,941	135,899,194
	Associate Professor	80,482,151	494,018	999,517	3,630,757	443,536	15,577,196	101,627,175
	Assistant Professor	77,883,103	2,802,815	1,610,903	4,731,305	1,259,261	25,249,249	113,536,636
	Instructor	10,531,612	368,462	78,827	1,674,565	209,346	3,149,575	16,012,387
	Other	58,490,526	-188,475	1,423,000	2,968,583	220,305	5,028,183	67,942,122
	<b>SUBTOTAL FACULTY</b>	<b>336,264,974</b>	<b>3,830,889</b>	<b>4,837,902</b>	<b>19,874,743</b>	<b>3,375,862</b>	<b>66,833,144</b>	<b>435,017,514</b>
512100	Other Administrators	52,989,383	1,637,585	2,004,581	775,107	27,388,007	2,514,499	87,309,162
512000	Chairpersons	15,185,037	17,460	14,119	108,571	0	2,205,770	17,530,957
513000	Managerial/Professional	132,906,733	10,001,592	37,186,489	14,836,663	60,997,728	35,310,613	291,239,818
514000	Clerical/Technical/Service	67,890,123	5,612,721	12,310,379	5,560,441	36,530,786	11,603,220	139,507,670
515000	Other Academic	35,225,378	1,014,713	2,224,962	3,851,328	931,381	2,916,565	46,164,327
516000	Student Wages	4,449,414	0	3,200,178	408,563	10,221,486	297,620	18,577,261
517000	Supplemental Salaries & Wages	23,803,460	0	1,008,239	0	2,190,622	179,244	27,181,565
	<b>SUBTOTAL NONFACULTY</b>	<b>332,449,528</b>	<b>18,284,071</b>	<b>57,948,947</b>	<b>25,540,673</b>	<b>138,260,010</b>	<b>55,027,531</b>	<b>627,510,760</b>
	<b>SUBTOTAL SALARIES &amp; WAGES</b>	<b>668,714,502</b>	<b>22,114,960</b>	<b>62,786,849</b>	<b>45,415,416</b>	<b>141,635,872</b>	<b>121,860,675</b>	<b>1,062,528,274</b>
519100	Retirement Contribution	41,526,121	1,122,288	3,367,180	1,602,518	6,160,299	4,791,533	58,569,939
519200	FICA Contribution	37,398,500	1,173,264	4,021,100	2,370,471	7,274,508	5,966,605	58,204,448
519300	Health Insurance Contribution	75,815,885	2,018,625	8,899,696	4,631,370	16,685,789	11,419,544	119,470,909
519400	Life Insurance Contribution	807,956	17,214	218,821	45,004	105,014	118,918	1,312,927
519700	Unemployment Compensation	165,000	0	6,825	836	40,954	2,024	215,639
519800	Workers Compensation	1,916,248	24,099	245,714	162,797	678,635	468,755	3,496,248
	<b>SUBTOTAL BENEFITS</b>	<b>157,629,710</b>	<b>4,355,490</b>	<b>16,759,336</b>	<b>8,812,996</b>	<b>30,945,199</b>	<b>22,767,379</b>	<b>241,270,110</b>
	<b>TOTAL PERSONAL SERVICES</b>	<b>826,344,212</b>	<b>26,470,450</b>	<b>79,546,185</b>	<b>54,228,412</b>	<b>172,581,071</b>	<b>144,628,054</b>	<b>1,303,798,384</b>
521000	Operating Expense	100,069,945	57,441,740	48,927,908	350,645,910	309,743,931	236,817,794	1,103,647,228
529000	Utilities	49,049,269	0	3,600	0	3,265,685	0	52,318,554
530000	Supplies & Materials	8,648,377	4,443,731	5,279,644	1,768,000	5,503,360	3,895,500	29,538,612
540000	Travel	2,414,697	15,594	1,159,087	335,700	3,783,470	183,857	7,892,405
550000	Capital Outlay	6,465,171	1,923,485	7,275,732	148,000	2,410,224	240,100	18,462,712
560000	Government Aid	1,507,991	0	851,844	122,273,978	1,520,956	36,034,695	162,189,464
570000	Cost of Goods Sold	0	0	1,606,000	0	38,491,303	0	40,097,303
	<b>TOTAL NET OPERATING EXPENSES</b>	<b>168,155,450</b>	<b>63,824,550</b>	<b>65,103,815</b>	<b>475,171,588</b>	<b>364,718,929</b>	<b>277,171,946</b>	<b>1,414,146,278</b>
	<b>UNIVERSITY TOTAL</b>	<b>994,499,662</b>	<b>90,295,000</b>	<b>144,650,000</b>	<b>529,400,000</b>	<b>537,300,000</b>	<b>421,800,000</b>	<b>2,717,944,662</b>



**REVENUE SUMMARY**  
**2019-2020 GENERAL OPERATING BUDGET**  
**UNIVERSITY OF NEBRASKA**  
**INCLUDING NCTA**

**UNIVERSITY TOTAL**

ACCOUNT	DESCRIPTION	UNRESTRICTED	DESIGNATED AND/OR RESTRICTED					TOTAL
		STATE AND UNIVERSITY GENERATED	CASH	REVOLVING	FEDERAL	AUXILIARIES AND SERVICES	TRUST	
410000	State Appropriation	592,104,555	0	0	0	0	0	592,104,555
<b>TOTAL STATE SUPPORT</b>		<b>592,104,555</b>	<b>0</b>	<b>0</b>	<b>0</b>	<b>0</b>	<b>0</b>	<b>592,104,555</b>
420000	Federal Appropriation	6,201,594	0	0	0	0	0	6,201,594
450000	Sales and Services	0	0	0	5,324,046	0	0	5,324,046
460000	Restricted Revenue	0	0	0	484,329,809	0	0	484,329,809
461000	Federal Grants & Contract	0	0	0	1,746,145	0	0	1,746,145
490000	Other Revenues	0	0	0	38,000,000	0	0	38,000,000
<b>TOTAL FEDERAL FUND</b>		<b>6,201,594</b>	<b>0</b>	<b>0</b>	<b>529,400,000</b>	<b>0</b>	<b>0</b>	<b>535,601,594</b>
442100	Institutional Student Fee	0	0	4,802,237	0	0	0	4,802,237
442500	Student Transcript Fees	0	0	128,012	0	0	0	128,012
442810	Other Student Fees	0	0	39,008,568	0	12,953,209	0	51,961,777
450000	Sales and Services	0	0	121,029,666	0	509,879,301	0	630,908,967
459950	Sales & Services/Offset -	0	0	-20,487,558	0	-6,214,659	0	-26,702,217
460000	Restricted Revenue	0	0	0	0	567,081	0	567,081
461000	Federal Grants & Contract	0	0	119,075	0	13,500	0	132,575
464000	Private Gifts & Contracts	0	0	50,000	0	20,101,568	0	20,151,568
<b>TOTAL REVOLVING FUND</b>		<b>0</b>	<b>0</b>	<b>144,650,000</b>	<b>0</b>	<b>537,300,000</b>	<b>0</b>	<b>681,950,000</b>
442810	Other Student Fees	0	0	0	0	0	160,000	160,000
460000	Restricted Revenue	0	0	0	0	0	420,797,370	420,797,370
461000	Federal Grants & Contract	0	0	0	0	0	743,335	743,335
464000	Private Gifts & Contracts	0	0	0	0	0	99,295	99,295
<b>TOTAL TRUST FUND</b>		<b>0</b>	<b>0</b>	<b>0</b>	<b>0</b>	<b>0</b>	<b>421,800,000</b>	<b>421,800,000</b>
441100	Undergraduate Resident	206,647,352	0	0	0	0	0	206,647,352
441110	Undergraduate Nonresident	167,539,560	0	0	0	0	0	167,539,560
441120	Undergraduate Audit	4,352	0	0	0	0	0	4,352
441200	Graduate Resident	28,964,620	0	0	0	0	0	28,964,620
441210	Graduate Nonresident	55,629,368	0	0	0	0	0	55,629,368
441220	Graduate Audit	996	0	0	0	0	0	996
441300	Off-Campus Undergraduate	32,196,518	0	0	0	0	0	32,196,518
441320	Offutt Undergraduate	101,877	0	0	0	0	0	101,877
441600	Professional Resident	32,442,103	0	0	0	0	0	32,442,103
441610	Professional Nonresident	19,264,145	0	0	0	0	0	19,264,145
441995	Tuition Transfer Program	-6,797,365	0	0	0	0	0	-6,797,365
<b>TOTAL GROSS TUITION</b>		<b>535,993,526</b>	<b>0</b>	<b>0</b>	<b>0</b>	<b>0</b>	<b>0</b>	<b>535,993,526</b>
441001	Tuition Adjustments	-6,639,866	0	0	0	0	0	-6,639,866
441990	Tuition Remissions	-169,338,219	0	0	0	0	0	-169,338,219
441991	Tuition Remissions	14,110,819	0	0	0	0	0	14,110,819

**REVENUE SUMMARY**  
**2019-2020 GENERAL OPERATING BUDGET**  
**UNIVERSITY OF NEBRASKA**  
**INCLUDING NCTA**

**UNIVERSITY TOTAL**

ACCOUNT	DESCRIPTION	UNRESTRICTED	DESIGNATED AND/OR RESTRICTED				TOTAL	
		STATE AND UNIVERSITY GENERATED	CASH	REVOLVING	FEDERAL	AUXILIARIES AND SERVICES		TRUST
<b>TOTAL TUITION OFFSETS</b>		<b>-161,867,266</b>	<b>0</b>	<b>0</b>	<b>0</b>	<b>0</b>	<b>0</b>	<b>-161,867,266</b>
<b>SUBTOTAL NET TUITION (CASH)</b>		<b>374,126,260</b>	<b>0</b>	<b>0</b>	<b>0</b>	<b>0</b>	<b>0</b>	<b>374,126,260</b>
442100	Institutional Student Fee	781,906	0	0	0	0	0	781,906
442310	Application Fees - Gradua	307,133	0	0	0	0	0	307,133
442420	Change of Schedule Fees	1,132,811	0	0	0	0	0	1,132,811
442710	Graduation Processing Fee	35,530	0	0	0	0	0	35,530
442800	Late Payment Fees	1,039,201	0	0	0	0	0	1,039,201
442810	Other Student Fees	921,032	0	0	0	0	0	921,032
<b>SUBTOTAL STUDENT FEES</b>		<b>4,217,613</b>	<b>0</b>	<b>0</b>	<b>0</b>	<b>0</b>	<b>0</b>	<b>4,217,613</b>
430000	Invest Loan/Endowment	8,160,442	0	0	0	0	0	8,160,442
450000	Sales and Services	0	30,600,000	0	0	0	0	30,600,000
461900	Indirect Costs-Federal	2,965,000	59,695,000	0	0	0	0	62,660,000
490000	Other Revenues	15,387,652	0	0	0	0	0	15,387,652
490100	Misc Cash Income	310,565	0	0	0	0	0	310,565
490200	Misc Other Income	2,025,981	0	0	0	0	0	2,025,981
833428	U-Wide Debt Svc & Admin S	-11,000,000	0	0	0	0	0	-11,000,000
<b>SUBTOTAL OTHER CASH</b>		<b>17,849,640</b>	<b>90,295,000</b>	<b>0</b>	<b>0</b>	<b>0</b>	<b>0</b>	<b>112,362,253</b>
<b>TOTAL CASH FUND</b>		<b>396,193,513</b>	<b>90,295,000</b>	<b>0</b>	<b>0</b>	<b>0</b>	<b>0</b>	<b>486,488,513</b>
<b>TOTAL REVENUE</b>		<b>994,499,662</b>	<b>90,295,000</b>	<b>144,650,000</b>	<b>529,400,000</b>	<b>537,300,000</b>	<b>421,800,000</b>	<b>2,717,944,662</b>

**EXPENDITURE SUMMARY**  
**2019-2020 GENERAL OPERATING BUDGET**  
**UNIVERSITY OF NEBRASKA**  
**EXCLUDING NCTA**

**UNIVERSITY TOTAL**

ACCOUNT	DESCRIPTION	UNRESTRICTED	DESIGNATED AND/OR RESTRICTED					TOTAL
		STATE AND UNIVERSITY GENERATED	CASH	REVOLVING	FEDERAL	AUXILIARIES AND SERVICES	TRUST	
511000	FACULTY							
	Professor	108,773,319	354,069	725,655	6,869,533	1,243,414	17,828,941	135,794,931
	Associate Professor	79,920,374	494,018	999,517	3,630,757	443,536	15,577,196	101,065,398
	Assistant Professor	77,491,444	2,802,815	1,610,903	4,731,305	1,259,261	25,249,249	113,144,977
	Instructor	10,531,612	368,462	78,827	1,674,565	209,346	3,149,575	16,012,387
	Other	58,007,363	-188,475	1,423,000	2,968,583	220,305	5,028,183	67,458,959
	<b>SUBTOTAL FACULTY</b>	<b>334,724,112</b>	<b>3,830,889</b>	<b>4,837,902</b>	<b>19,874,743</b>	<b>3,375,862</b>	<b>66,833,144</b>	<b>433,476,652</b>
512100	Other Administrators	52,675,687	1,637,585	2,004,581	775,107	27,388,007	2,514,499	86,995,466
512000	Chairpersons	15,185,037	17,460	14,119	108,571	0	2,205,770	17,530,957
513000	Managerial/Professional	132,367,223	10,001,592	37,186,489	14,836,663	60,913,259	35,310,613	290,615,839
514000	Clerical/Technical/Service	67,607,370	5,612,721	12,310,379	5,560,441	36,284,558	11,603,220	138,978,689
515000	Other Academic	35,225,378	1,014,713	2,224,962	3,851,328	931,381	2,916,565	46,164,327
516000	Student Wages	4,395,252	0	3,195,837	408,563	10,200,931	297,620	18,498,203
517000	Supplemental Salaries & Wages	23,803,460	0	1,008,239	0	2,190,622	179,244	27,181,565
	<b>SUBTOTAL NONFACULTY</b>	<b>331,259,407</b>	<b>18,284,071</b>	<b>57,944,606</b>	<b>25,540,673</b>	<b>137,908,758</b>	<b>55,027,531</b>	<b>625,965,046</b>
	<b>SUBTOTAL SALARIES &amp; WAGES</b>	<b>665,983,519</b>	<b>22,114,960</b>	<b>62,782,508</b>	<b>45,415,416</b>	<b>141,284,620</b>	<b>121,860,675</b>	<b>1,059,441,698</b>
519100	Retirement Contribution	41,345,876	1,122,288	3,366,959	1,602,518	6,147,304	4,791,533	58,376,478
519200	FICA Contribution	37,192,465	1,173,264	4,020,857	2,370,471	7,249,217	5,966,605	57,972,879
519300	Health Insurance Contribution	75,432,027	2,018,625	8,899,535	4,631,370	16,616,944	11,419,544	119,018,045
519400	Life Insurance Contribution	805,225	17,214	218,817	45,004	104,663	118,918	1,309,841
519700	Unemployment Compensation	165,000	0	6,825	836	40,954	2,024	215,639
519800	Workers Compensation	1,908,461	24,099	245,697	162,797	677,297	468,755	3,487,106
	<b>SUBTOTAL BENEFITS</b>	<b>156,849,054</b>	<b>4,355,490</b>	<b>16,758,690</b>	<b>8,812,996</b>	<b>30,836,379</b>	<b>22,767,379</b>	<b>240,379,988</b>
	<b>TOTAL PERSONAL SERVICES</b>	<b>822,832,573</b>	<b>26,470,450</b>	<b>79,541,198</b>	<b>54,228,412</b>	<b>172,120,999</b>	<b>144,628,054</b>	<b>1,299,821,686</b>
521000	Operating Expense	99,635,267	57,441,740	48,282,895	350,645,910	308,804,003	236,817,794	1,101,627,609
529000	Utilities	48,529,040	0	3,600	0	3,265,685	0	51,798,325
530000	Supplies & Materials	8,648,377	4,443,731	5,279,644	1,768,000	5,503,360	3,895,500	29,538,612
540000	Travel	2,414,697	15,594	1,159,087	335,700	3,783,470	183,857	7,892,405
550000	Capital Outlay	6,465,171	1,923,485	7,275,732	148,000	2,410,224	240,100	18,462,712
560000	Government Aid	1,507,991	0	851,844	122,273,978	1,520,956	36,034,695	162,189,464
570000	Cost of Goods Sold	0	0	1,606,000	0	38,491,303	0	40,097,303
	<b>TOTAL NET OPERATING EXPENSES</b>	<b>167,200,543</b>	<b>63,824,550</b>	<b>64,458,802</b>	<b>475,171,588</b>	<b>363,779,001</b>	<b>277,171,946</b>	<b>1,411,606,430</b>
	<b>UNIVERSITY TOTAL</b>	<b>990,033,116</b>	<b>90,295,000</b>	<b>144,000,000</b>	<b>529,400,000</b>	<b>535,900,000</b>	<b>421,800,000</b>	<b>2,711,428,116</b>

**REVENUE SUMMARY**  
**2019-2020 GENERAL OPERATING BUDGET**  
**UNIVERSITY OF NEBRASKA**  
**EXCLUDING NCTA**

**UNIVERSITY TOTAL**

ACCOUNT	DESCRIPTION	UNRESTRICTED	DESIGNATED AND/OR RESTRICTED					TOTAL
		STATE AND UNIVERSITY GENERATED	CASH	REVOLVING	FEDERAL	AUXILIARIES AND SERVICES	TRUST	
410000	State Appropriation	588,648,014	0	0	0	0	0	588,648,014
<b>TOTAL STATE SUPPORT</b>		<b>588,648,014</b>	<b>0</b>	<b>0</b>	<b>0</b>	<b>0</b>	<b>0</b>	<b>588,648,014</b>
420000	Federal Appropriation	6,201,594	0	0	0	0	0	6,201,594
450000	Sales and Services	0	0	0	5,324,046	0	0	5,324,046
460000	Restricted Revenue	0	0	0	484,329,809	0	0	484,329,809
461000	Federal Grants & Contract	0	0	0	1,746,145	0	0	1,746,145
490000	Other Revenues	0	0	0	38,000,000	0	0	38,000,000
<b>TOTAL FEDERAL FUND</b>		<b>6,201,594</b>	<b>0</b>	<b>0</b>	<b>529,400,000</b>	<b>0</b>	<b>0</b>	<b>535,601,594</b>
442100	Institutional Student Fee	0	0	4,802,237	0	0	0	4,802,237
442500	Student Transcript Fees	0	0	128,012	0	0	0	128,012
442810	Other Student Fees	0	0	39,008,568	0	12,953,209	0	51,961,777
450000	Sales and Services	0	0	120,379,666	0	508,479,301	0	628,858,967
459950	Sales & Services/Offset -	0	0	-20,487,558	0	-6,214,659	0	-26,702,217
460000	Restricted Revenue	0	0	0	0	567,081	0	567,081
461000	Federal Grants & Contract	0	0	119,075	0	13,500	0	132,575
464000	Private Gifts & Contracts	0	0	50,000	0	20,101,568	0	20,151,568
<b>TOTAL REVOLVING FUND</b>		<b>0</b>	<b>0</b>	<b>144,000,000</b>	<b>0</b>	<b>535,900,000</b>	<b>0</b>	<b>679,900,000</b>
442810	Other Student Fees	0	0	0	0	0	160,000	160,000
460000	Restricted Revenue	0	0	0	0	0	420,797,370	420,797,370
461000	Federal Grants & Contract	0	0	0	0	0	743,335	743,335
464000	Private Gifts & Contracts	0	0	0	0	0	99,295	99,295
<b>TOTAL TRUST FUND</b>		<b>0</b>	<b>0</b>	<b>0</b>	<b>0</b>	<b>0</b>	<b>421,800,000</b>	<b>421,800,000</b>
441100	Undergraduate Resident	205,691,763	0	0	0	0	0	205,691,763
441110	Undergraduate Nonresident	167,221,770	0	0	0	0	0	167,221,770
441120	Undergraduate Audit	4,352	0	0	0	0	0	4,352
441200	Graduate Resident	28,964,620	0	0	0	0	0	28,964,620
441210	Graduate Nonresident	55,629,368	0	0	0	0	0	55,629,368
441220	Graduate Audit	996	0	0	0	0	0	996
441300	Off-Campus Undergraduate	32,196,518	0	0	0	0	0	32,196,518
441320	Offutt Undergraduate	101,877	0	0	0	0	0	101,877
441600	Professional Resident	32,442,103	0	0	0	0	0	32,442,103
441610	Professional Nonresident	19,264,145	0	0	0	0	0	19,264,145
441995	Tuition Transfer Program	-6,797,365	0	0	0	0	0	-6,797,365
<b>TOTAL GROSS TUITION</b>		<b>534,720,147</b>	<b>0</b>	<b>0</b>	<b>0</b>	<b>0</b>	<b>0</b>	<b>534,720,147</b>
441001	Tuition Adjustments	-6,609,401	0	0	0	0	0	-6,609,401
441990	Tuition Remissions	-169,105,310	0	0	0	0	0	-169,105,310
441991	Tuition Remissions	14,110,819	0	0	0	0	0	14,110,819

**REVENUE SUMMARY**  
**2019-2020 GENERAL OPERATING BUDGET**  
**UNIVERSITY OF NEBRASKA**  
**EXCLUDING NCTA**

**UNIVERSITY TOTAL**

ACCOUNT	DESCRIPTION	UNRESTRICTED	DESIGNATED AND/OR RESTRICTED					TOTAL
		STATE AND UNIVERSITY GENERATED	CASH	REVOLVING	FEDERAL	AUXILIARIES AND SERVICES	TRUST	
<b>TOTAL TUITION OFFSETS</b>		<b>-161,603,892</b>	<b>0</b>	<b>0</b>	<b>0</b>	<b>0</b>	<b>0</b>	<b>-161,603,892</b>
<b>SUBTOTAL NET TUITION (CASH)</b>		<b>373,116,255</b>	<b>0</b>	<b>0</b>	<b>0</b>	<b>0</b>	<b>0</b>	<b>373,116,255</b>
442100	Institutional Student Fee	781,906	0	0	0	0	0	781,906
442310	Application Fees - Gradua	307,133	0	0	0	0	0	307,133
442420	Change of Schedule Fees	1,132,811	0	0	0	0	0	1,132,811
442710	Graduation Processing Fee	35,530	0	0	0	0	0	35,530
442800	Late Payment Fees	1,039,201	0	0	0	0	0	1,039,201
442810	Other Student Fees	921,032	0	0	0	0	0	921,032
<b>SUBTOTAL STUDENT FEES</b>		<b>4,217,613</b>	<b>0</b>	<b>0</b>	<b>0</b>	<b>0</b>	<b>0</b>	<b>4,217,613</b>
430000	Invest Loan/Endowment	8,160,442	0	0	0	0	0	8,160,442
450000	Sales and Services	0	30,600,000	0	0	0	0	30,600,000
461900	Indirect Costs-Federal	2,965,000	59,695,000	0	0	0	0	62,660,000
490000	Other Revenues	15,387,652	0	0	0	0	0	15,387,652
490100	Misc Cash Income	310,565	0	0	0	0	0	310,565
490200	Misc Other Income	2,025,981	0	0	0	0	0	2,025,981
833428	U-Wide Debt Svc & Admin S	-11,000,000	0	0	0	0	0	-11,000,000
<b>SUBTOTAL OTHER CASH</b>		<b>17,849,640</b>	<b>90,295,000</b>	<b>0</b>	<b>0</b>	<b>0</b>	<b>0</b>	<b>112,362,253</b>
<b>TOTAL CASH FUND</b>		<b>395,183,508</b>	<b>90,295,000</b>	<b>0</b>	<b>0</b>	<b>0</b>	<b>0</b>	<b>485,478,508</b>
<b>TOTAL REVENUE</b>		<b>990,033,116</b>	<b>90,295,000</b>	<b>144,000,000</b>	<b>529,400,000</b>	<b>535,900,000</b>	<b>421,800,000</b>	<b>2,711,428,116</b>

**EXPENDITURE SUMMARY**  
**2019-2020 GENERAL OPERATING BUDGET**  
**UNIVERSITY OF NEBRASKA - LINCOLN**  
**INCLUDING IANR**

**CAMPUS TOTAL**

ACCOUNT	DESCRIPTION	UNRESTRICTED	DESIGNATED AND/OR RESTRICTED				TOTAL	
		STATE AND UNIVERSITY GENERATED	CASH	REVOLVING	FEDERAL	AUXILIARIES AND SERVICES		TRUST
511000	FACULTY							
	Professor	64,807,576	0	725,655	589,162	185,708	2,753,785	69,061,886
	Associate Professor	41,861,598	6,500	996,442	719,041	104,387	425,211	44,113,179
	Assistant Professor	38,176,674	0	1,560,721	894,922	142,692	1,113,205	41,888,214
	Instructor	0	0	0	0	0	73,000	73,000
	Other	36,459,947	0	842,591	1,926,666	80,305	2,331,777	41,641,286
	<b>SUBTOTAL FACULTY</b>	<b>181,305,795</b>	<b>6,500</b>	<b>4,125,409</b>	<b>4,129,791</b>	<b>513,092</b>	<b>6,696,978</b>	<b>196,777,565</b>
512100	Other Administrators	23,044,836	1,061,806	1,466,269	110,581	23,369,744	646,589	49,699,825
512000	Chairpersons	7,055,171	0	14,119	0	0	987,852	8,057,142
513000	Managerial/Professional	58,149,471	2,322,376	22,430,272	5,539,548	40,741,211	9,248,220	138,431,098
514000	Clerical/Technical/Service	29,967,019	0	9,321,253	4,060,479	23,583,158	1,257,317	68,189,226
515000	Other Academic	16,977,748	0	2,075,264	564,324	614,335	815,581	21,047,252
516000	Student Wages	2,781,314	0	1,169,686	0	8,121,559	1,000	12,073,559
517000	Supplemental Salaries & Wages	17,953,504	0	214,068	0	878,593	0	19,046,165
	<b>SUBTOTAL NONFACULTY</b>	<b>155,929,063</b>	<b>3,384,182</b>	<b>36,690,931</b>	<b>10,274,932</b>	<b>97,308,600</b>	<b>12,956,559</b>	<b>316,544,267</b>
	<b>SUBTOTAL SALARIES &amp; WAGES</b>	<b>337,234,858</b>	<b>3,390,682</b>	<b>40,816,340</b>	<b>14,404,723</b>	<b>97,821,692</b>	<b>19,653,537</b>	<b>513,321,832</b>
519100	Retirement Contribution	21,284,551	0	2,144,628	578,339	4,241,014	811,556	29,060,088
519200	FICA Contribution	17,571,674	0	2,661,540	865,753	4,887,826	1,016,921	27,003,714
519300	Health Insurance Contribution	34,520,488	0	6,230,412	1,933,522	11,026,839	2,137,081	55,848,342
519400	Life Insurance Contribution	278,308	0	197,461	13,721	78,622	16,918	585,030
519700	Unemployment Compensation	85,000	0	6,290	836	35,954	2,024	130,104
519800	Workers Compensation	931,438	0	169,206	44,140	462,348	58,854	1,665,986
	<b>SUBTOTAL BENEFITS</b>	<b>74,671,459</b>	<b>0</b>	<b>11,409,537</b>	<b>3,436,311</b>	<b>20,732,603</b>	<b>4,043,354</b>	<b>114,293,264</b>
	<b>TOTAL PERSONAL SERVICES</b>	<b>411,906,317</b>	<b>3,390,682</b>	<b>52,225,877</b>	<b>17,841,034</b>	<b>118,554,295</b>	<b>23,696,891</b>	<b>627,615,096</b>
521000	Operating Expense	21,557,393	23,509,318	12,677,385	216,154,266	206,499,412	120,303,109	600,700,883
529000	Utilities	26,075,161	0	3,600	0	765,531	0	26,844,292
530000	Supplies & Materials	39,329	0	185,000	0	0	0	224,329
540000	Travel	1,218,009	0	827,287	4,700	868,951	0	2,918,947
550000	Capital Outlay	2,954,985	1,600,000	6,580,851	0	1,230,236	0	12,366,072
560000	Government Aid	1,114,786	0	0	0	0	0	1,114,786
570000	Cost of Goods Sold	0	0	0	0	23,581,575	0	23,581,575
29.00		0	0	0	0	0	0	0
	<b>TOTAL NET OPERATING EXPENSES</b>	<b>52,959,663</b>	<b>25,109,318</b>	<b>20,274,123</b>	<b>216,158,966</b>	<b>232,945,705</b>	<b>120,303,109</b>	<b>667,750,884</b>
	<b>CAMPUS TOTAL</b>	<b>464,865,980</b>	<b>28,500,000</b>	<b>72,500,000</b>	<b>234,000,000</b>	<b>351,500,000</b>	<b>144,000,000</b>	<b>1,295,365,980</b>



REVENUE SUMMARY  
 2019-2020 GENERAL OPERATING BUDGET  
 UNIVERSITY OF NEBRASKA - LINCOLN  
 INCLUDING IANR

CAMPUS TOTAL

ACCOUNT	DESCRIPTION	UNRESTRICTED	DESIGNATED AND/OR RESTRICTED				TRUST	TOTAL
		STATE AND UNIVERSITY GENERATED	CASH	REVOLVING	FEDERAL	AUXILIARIES AND SERVICES		
TOTAL CASH FUND		209,234,975	28,500,000	0	0	0	0	237,734,975
TOTAL REVENUE		464,865,980	28,500,000	72,500,000	234,000,000	351,500,000	144,000,000	1,295,365,980

8/8/19

6:33:41PM



**EXPENDITURE SUMMARY**  
**2019-2020 GENERAL OPERATING BUDGET**  
**UNIVERSITY OF NEBRASKA - LINCOLN**  
**EXCLUDING IANR AND NCTA**

**CAMPUS TOTAL**

ACCOUNT	DESCRIPTION	UNRESTRICTED	DESIGNATED AND/OR RESTRICTED				TOTAL	
		STATE AND UNIVERSITY GENERATED	CASH	REVOLVING	FEDERAL	AUXILIARIES AND SERVICES		TRUST
<b>511000 FACULTY</b>								
	Professor	43,382,569	0	334,828	148,508	114,380	1,962,198	45,942,483
	Associate Professor	27,742,882	6,500	437,046	327,263	104,387	244,161	28,862,239
	Assistant Professor	27,219,795	0	500,473	321,631	142,692	453,667	28,638,258
	Instructor	0	0	0	0	0	73,000	73,000
	Other	22,485,276	0	830,638	203,848	173,518	151,029	23,844,309
	<b>SUBTOTAL FACULTY</b>	<b>120,830,522</b>	<b>6,500</b>	<b>2,102,985</b>	<b>1,001,250</b>	<b>534,977</b>	<b>2,884,055</b>	<b>127,360,289</b>
512100	Other Administrators	18,081,327	1,061,806	1,466,269	79,343	23,369,744	646,589	44,705,078
512000	Chairpersons	3,360,309	0	0	0	0	124,062	3,484,371
513000	Managerial/Professional	42,884,164	2,322,376	15,316,763	2,921,496	39,843,341	6,949,846	110,237,986
514000	Clerical/Technical/Service	24,755,213	0	7,167,225	295,466	23,403,180	793,060	56,414,144
515000	Other Academic	12,624,380	0	534,936	0	614,335	100,195	13,873,846
516000	Student Wages	1,809,422	0	796,751	0	8,075,609	1,000	10,682,782
517000	Supplemental Salaries & Wages	17,953,504	0	189,068	0	878,593	0	19,021,165
	<b>SUBTOTAL NONFACULTY</b>	<b>121,468,319</b>	<b>3,384,182</b>	<b>25,471,012</b>	<b>3,296,305</b>	<b>96,184,802</b>	<b>8,614,752</b>	<b>258,419,372</b>
	<b>SUBTOTAL SALARIES &amp; WAGES</b>	<b>242,298,841</b>	<b>3,390,682</b>	<b>27,573,997</b>	<b>4,297,555</b>	<b>96,719,779</b>	<b>11,498,807</b>	<b>385,779,661</b>
519100	Retirement Contribution	14,823,331	0	1,535,483	214,479	4,182,913	534,292	21,290,498
519200	FICA Contribution	11,864,635	0	1,814,029	279,540	4,829,725	617,342	19,405,271
519300	Health Insurance Contribution	23,602,940	0	4,045,426	518,519	10,892,113	1,313,453	40,372,451
519400	Life Insurance Contribution	191,833	0	184,211	3,614	77,780	8,761	466,199
519700	Unemployment Compensation	85,000	0	6,290	836	35,954	2,024	130,104
519800	Workers Compensation	647,201	0	169,206	44,140	462,348	58,854	1,381,749
	<b>SUBTOTAL BENEFITS</b>	<b>51,214,940</b>	<b>0</b>	<b>7,754,645</b>	<b>1,061,128</b>	<b>20,480,833</b>	<b>2,534,726</b>	<b>83,046,272</b>
	<b>TOTAL PERSONAL SERVICES</b>	<b>293,513,781</b>	<b>3,390,682</b>	<b>35,328,642</b>	<b>5,358,683</b>	<b>117,200,612</b>	<b>14,033,533</b>	<b>468,825,933</b>
521000	Operating Expense	10,847,725	23,509,318	2,931,157	190,641,317	203,024,595	97,966,467	528,920,579
529000	Utilities	25,066,137	0	0	0	765,531	0	25,831,668
530000	Supplies & Materials	0	0	185,000	0	0	0	185,000
540000	Travel	456,918	0	358,476	0	787,451	0	1,602,845
550000	Capital Outlay	2,913,008	0	4,696,725	0	1,140,236	0	8,749,969
560000	Government Aid	1,114,786	0	0	0	0	0	1,114,786
570000	Cost of Goods Sold	0	0	0	0	23,581,575	0	23,581,575
	<b>TOTAL NET OPERATING EXPENSES</b>	<b>40,398,574</b>	<b>23,509,318</b>	<b>8,171,358</b>	<b>190,641,317</b>	<b>229,299,388</b>	<b>97,966,467</b>	<b>589,986,422</b>
	<b>CAMPUS TOTAL</b>	<b>333,912,355</b>	<b>26,900,000</b>	<b>43,500,000</b>	<b>196,000,000</b>	<b>346,500,000</b>	<b>112,000,000</b>	<b>1,058,812,355</b>

**REVENUE SUMMARY**  
**2019-2020 GENERAL OPERATING BUDGET**  
**UNIVERSITY OF NEBRASKA - LINCOLN**  
**EXCLUDING IANR AND NCTA**

**CAMPUS TOTAL**

ACCOUNT	DESCRIPTION	UNRESTRICTED STATE AND UNIVERSITY GENERATED	DESIGNATED AND/OR RESTRICTED					TRUST	TOTAL
			CASH	REVOLVING	FEDERAL	AUXILIARIES AND SERVICES	8/7/19		
410000	State Appropriation	150,162,711	0	0	0	0	0	150,162,711	
<b>TOTAL STATE SUPPORT</b>		<b>150,162,711</b>	<b>0</b>	<b>0</b>	<b>0</b>	<b>0</b>	<b>0</b>	<b>150,162,711</b>	
460000	Restricted Revenue	0	0	0	196,000,000	0	0	196,000,000	
<b>TOTAL FEDERAL FUND</b>		<b>0</b>	<b>0</b>	<b>0</b>	<b>196,000,000</b>	<b>0</b>	<b>0</b>	<b>196,000,000</b>	
442810	Other Student Fees	0	0	4,731,503	0	6,000,000	0	10,731,503	
450000	Sales and Services	0	0	38,768,497	0	323,210,000	0	361,978,497	
464000	Private Gifts & Contracts	0	0	0	0	17,290,000	0	17,290,000	
<b>TOTAL REVOLVING FUND</b>		<b>0</b>	<b>0</b>	<b>43,500,000</b>	<b>0</b>	<b>346,500,000</b>	<b>0</b>	<b>390,000,000</b>	
460000	Restricted Revenue	0	0	0	0	0	112,000,000	112,000,000	
<b>TOTAL TRUST FUND</b>		<b>0</b>	<b>0</b>	<b>0</b>	<b>0</b>	<b>0</b>	<b>112,000,000</b>	<b>112,000,000</b>	
441100	Undergraduate Resident	99,336,708	0	0	0	0	0	99,336,708	
441110	Undergraduate Nonresident	126,114,860	0	0	0	0	0	126,114,860	
441200	Graduate Resident	9,687,371	0	0	0	0	0	9,687,371	
441210	Graduate Nonresident	30,709,587	0	0	0	0	0	30,709,587	
441600	Professional Resident	2,953,185	0	0	0	0	0	2,953,185	
441610	Professional Nonresident	5,340,972	0	0	0	0	0	5,340,972	
<b>TOTAL GROSS TUITION</b>		<b>274,142,683</b>	<b>0</b>	<b>0</b>	<b>0</b>	<b>0</b>	<b>0</b>	<b>274,142,683</b>	
441001	Tuition Adjustments	-2,387,914	0	0	0	0	0	-2,387,914	
441990	Tuition Remissions	-106,914,144	0	0	0	0	0	-106,914,144	
441991	Tuition Remissions	12,514,711	0	0	0	0	0	12,514,711	
<b>TOTAL TUITION OFFSETS</b>		<b>-96,787,347</b>	<b>0</b>	<b>0</b>	<b>0</b>	<b>0</b>	<b>0</b>	<b>-96,787,347</b>	
<b>SUBTOTAL NET TUITION (CASH)</b>		<b>177,355,336</b>	<b>0</b>	<b>0</b>	<b>0</b>	<b>0</b>	<b>0</b>	<b>177,355,336</b>	
442100	Institutional Student Fee	344,211	0	0	0	0	0	344,211	
442310	Application Fees - Gradua	207,133	0	0	0	0	0	207,133	
442420	Change of Schedule Fees	1,132,811	0	0	0	0	0	1,132,811	
442800	Late Payment Fees	319,401	0	0	0	0	0	319,401	
442810	Other Student Fees	795,562	0	0	0	0	0	795,562	
<b>SUBTOTAL STUDENT FEES</b>		<b>2,799,118</b>	<b>0</b>	<b>0</b>	<b>0</b>	<b>0</b>	<b>0</b>	<b>2,799,118</b>	
430000	Invest Loan/Endowment	4,142,592	0	0	0	0	0	4,142,592	
461900	Indirect Costs-Federal	700,000	26,900,000	0	0	0	0	27,600,000	
490000	Other Revenues	3,937,652	0	0	0	0	0	3,937,652	
490100	Misc Cash Income	250,000	0	0	0	0	0	250,000	
490200	Misc Other Income	5,551	0	0	0	0	0	5,551	
833428	U-Wide Debt Svc & Admin S	-5,440,605	0	0	0	0	0	-5,440,605	
<b>SUBTOTAL OTHER CASH</b>		<b>3,595,190</b>	<b>26,900,000</b>	<b>0</b>	<b>0</b>	<b>0</b>	<b>0</b>	<b>33,294,308</b>	
<b>TOTAL CASH FUND</b>		<b>183,749,644</b>	<b>26,900,000</b>	<b>0</b>	<b>0</b>	<b>0</b>	<b>0</b>	<b>210,649,644</b>	
<b>TOTAL REVENUE</b>		<b>333,912,355</b>	<b>26,900,000</b>	<b>43,500,000</b>	<b>196,000,000</b>	<b>346,500,000</b>	<b>112,000,000</b>	<b>1,058,812,355</b>	

8/7/19 12:15:38PM

**EXPENDITURE SUMMARY**  
**2019-2020 GENERAL OPERATING BUDGET**  
**UNIVERSITY OF NEBRASKA - LINCOLN**  
**EXCLUDING IANR AND NCTA**

SUBPROGRAM #/NAME 01 Academic Affairs

ACCOUNT	DESCRIPTION	UNRESTRICTED	DESIGNATED AND/OR RESTRICTED					TOTAL
		STATE AND UNIVERSITY GENERATED	CASH	REVOLVING	FEDERAL	AUXILIARIES AND SERVICES	TRUST	
511000 FACULTY								
	Professor	426,000	0	0	0	0	0	426,000
	Associate Professor	0	0	77,260	6,617	0	0	83,877
	Assistant Professor	97,950	0	0	0	42,758	0	140,708
	Other	10,858,835	0	0	9,926	20,708	0	10,889,469
	<b>SUBTOTAL FACULTY</b>	<b>11,382,785</b>	<b>0</b>	<b>77,260</b>	<b>16,543</b>	<b>63,466</b>	<b>0</b>	<b>11,540,054</b>
512100	Other Administrators	3,702,576	0	140,000	0	61,876	0	3,904,452
512000	Chairpersons	133,500	0	0	0	0	0	133,500
513000	Managerial/Professional	4,210,871	0	1,362,048	19,305	166,518	336,385	6,095,127
514000	Clerical/Technical/Service	258,046	0	116,593	16,096	0	37,520	428,255
515000	Other Academic	470,798	0	0	0	65,749	0	536,547
516000	Student Wages	62,437	0	0	0	21,916	0	84,353
517000	Supplemental Salaries & Wages	68,341	0	0	0	0	0	68,341
	<b>SUBTOTAL NONFACULTY</b>	<b>8,906,569</b>	<b>0</b>	<b>1,618,641</b>	<b>35,401</b>	<b>316,059</b>	<b>373,905</b>	<b>11,250,575</b>
	<b>SUBTOTAL SALARIES &amp; WAGES</b>	<b>20,289,354</b>	<b>0</b>	<b>1,695,901</b>	<b>51,944</b>	<b>379,525</b>	<b>373,905</b>	<b>22,790,629</b>
519100	Retirement Contribution	539,672	0	114,779	1,120	12,223	22,662	690,456
519200	FICA Contribution	520,080	0	118,881	1,330	19,667	22,362	682,320
519300	Health Insurance Contribution	805,334	0	264,230	5,675	39,923	54,614	1,169,776
519400	Life Insurance Contribution	7,180	0	1,729	19	287	327	9,542
519700	Unemployment Compensation	0	0	383	5	63	77	528
519800	Workers Compensation	0	0	6,765	381	1,531	3,421	12,098
	<b>SUBTOTAL BENEFITS</b>	<b>1,872,266</b>	<b>0</b>	<b>506,767</b>	<b>8,530</b>	<b>73,694</b>	<b>103,463</b>	<b>2,564,720</b>
	<b>TOTAL PERSONAL SERVICES</b>	<b>22,161,620</b>	<b>0</b>	<b>2,202,668</b>	<b>60,474</b>	<b>453,219</b>	<b>477,368</b>	<b>25,355,349</b>
521000	Operating Expense	3,425,661	0	0	0	38,160	0	3,463,821
540000	Travel	10,249	0	0	0	0	0	10,249
560000	Government Aid	675,000	0	0	0	0	0	675,000
	<b>TOTAL NET OPERATING EXPENSES</b>	<b>4,110,910</b>	<b>0</b>	<b>0</b>	<b>0</b>	<b>38,160</b>	<b>0</b>	<b>4,149,070</b>
	<b>SUB PROGRAM TOTAL</b>	<b>26,272,530</b>	<b>0</b>	<b>2,202,668</b>	<b>60,474</b>	<b>491,379</b>	<b>477,368</b>	<b>29,504,419</b>

**EXPENDITURE SUMMARY**  
**2019-2020 GENERAL OPERATING BUDGET**  
**UNIVERSITY OF NEBRASKA - LINCOLN**  
**EXCLUDING IANR AND NCTA**

SUBPROGRAM #/NAME 02 College of Architecture

ACCOUNT	DESCRIPTION	UNRESTRICTED	DESIGNATED AND/OR RESTRICTED					TOTAL
		STATE AND UNIVERSITY GENERATED	CASH	REVOLVING	FEDERAL	AUXILIARIES AND SERVICES	TRUST	
511000	FACULTY							
	Professor	397,986	0	0	0	0	37,500	435,486
	Associate Professor	1,064,204	0	0	0	0	0	1,064,204
	Assistant Professor	567,676	0	0	0	0	0	567,676
	Other	667,790	0	0	0	0	0	667,790
	<b>SUBTOTAL FACULTY</b>	<b>2,697,656</b>	<b>0</b>	<b>0</b>	<b>0</b>	<b>0</b>	<b>37,500</b>	<b>2,735,156</b>
512100	Other Administrators	621,650	0	0	0	0	0	621,650
513000	Managerial/Professional	393,653	0	0	0	0	26,343	419,996
514000	Clerical/Technical/Service	68,972	0	0	0	0	0	68,972
515000	Other Academic	258,206	0	0	0	0	0	258,206
516000	Student Wages	25,814	0	0	0	16,000	0	41,814
	<b>SUBTOTAL NONFACULTY</b>	<b>1,368,295</b>	<b>0</b>	<b>0</b>	<b>0</b>	<b>16,000</b>	<b>26,343</b>	<b>1,410,638</b>
	<b>SUBTOTAL SALARIES &amp; WAGES</b>	<b>4,065,951</b>	<b>0</b>	<b>0</b>	<b>0</b>	<b>16,000</b>	<b>63,843</b>	<b>4,145,794</b>
519100	Retirement Contribution	218,339	0	0	0	0	701	219,040
519200	FICA Contribution	172,320	0	0	0	4	705	173,029
519300	Health Insurance Contribution	363,607	0	0	0	0	1,265	364,872
519400	Life Insurance Contribution	3,042	0	0	0	0	10	3,052
519700	Unemployment Compensation	0	0	0	0	0	1	1
519800	Workers Compensation	0	0	0	0	105	70	175
	<b>SUBTOTAL BENEFITS</b>	<b>757,308</b>	<b>0</b>	<b>0</b>	<b>0</b>	<b>109</b>	<b>2,752</b>	<b>760,169</b>
	<b>TOTAL PERSONAL SERVICES</b>	<b>4,823,259</b>	<b>0</b>	<b>0</b>	<b>0</b>	<b>16,109</b>	<b>66,595</b>	<b>4,905,963</b>
521000	Operating Expense	101,032	0	68,400	0	73,000	0	242,432
540000	Travel	0	0	10,000	0	0	0	10,000
	<b>TOTAL NET OPERATING EXPENSES</b>	<b>101,032</b>	<b>0</b>	<b>78,400</b>	<b>0</b>	<b>73,000</b>	<b>0</b>	<b>252,432</b>
	<b>SUB PROGRAM TOTAL</b>	<b>4,924,291</b>	<b>0</b>	<b>78,400</b>	<b>0</b>	<b>89,109</b>	<b>66,595</b>	<b>5,158,395</b>

**EXPENDITURE SUMMARY**  
**2019-2020 GENERAL OPERATING BUDGET**  
**UNIVERSITY OF NEBRASKA - LINCOLN**  
**EXCLUDING IANR AND NCTA**

SUBPROGRAM #/NAME 05 College of Arts and Sciences

ACCOUNT	DESCRIPTION	UNRESTRICTED	DESIGNATED AND/OR RESTRICTED					TOTAL
		STATE AND UNIVERSITY GENERATED	CASH	REVOLVING	FEDERAL	AUXILIARIES AND SERVICES	TRUST	
511000 FACULTY								
	Professor	18,254,219	0	1,458	0	0	520,614	18,776,291
	Associate Professor	10,403,460	0	3,856	165,345	0	0	10,572,661
	Assistant Professor	6,619,727	0	45,872	131,758	0	253,563	7,050,920
	Other	2,238,208	0	180,580	193,922	0	0	2,612,710
	<b>SUBTOTAL FACULTY</b>	<b>37,515,614</b>	<b>0</b>	<b>231,766</b>	<b>491,025</b>	<b>0</b>	<b>774,177</b>	<b>39,012,582</b>
512100	Other Administrators	1,527,293	0	84,716	0	0	283,125	1,895,134
512000	Chairpersons	1,434,395	0	0	0	0	0	1,434,395
513000	Managerial/Professional	3,952,999	0	1,167,384	1,215,180	0	1,896,162	8,231,725
514000	Clerical/Technical/Service	2,132,126	0	576,900	60,302	0	133,579	2,902,907
515000	Other Academic	6,642,753	0	431,019	0	0	0	7,073,772
516000	Student Wages	160,130	0	167,282	0	0	0	327,412
	<b>SUBTOTAL NONFACULTY</b>	<b>15,849,696</b>	<b>0</b>	<b>2,427,301</b>	<b>1,275,482</b>	<b>0</b>	<b>2,312,866</b>	<b>21,865,345</b>
	<b>SUBTOTAL SALARIES &amp; WAGES</b>	<b>53,365,310</b>	<b>0</b>	<b>2,659,067</b>	<b>1,766,507</b>	<b>0</b>	<b>3,087,043</b>	<b>60,877,927</b>
519100	Retirement Contribution	3,592,539	0	121,020	91,506	0	162,729	3,967,794
519200	FICA Contribution	2,541,117	0	162,466	122,332	0	193,157	3,019,072
519300	Health Insurance Contribution	5,389,518	0	261,937	229,611	0	477,251	6,358,317
519400	Life Insurance Contribution	45,666	0	160,651	1,629	0	2,811	210,757
519700	Unemployment Compensation	0	0	539	336	0	637	1,512
519800	Workers Compensation	0	0	14,013	13,475	0	13,753	41,241
	<b>SUBTOTAL BENEFITS</b>	<b>11,568,840</b>	<b>0</b>	<b>720,626</b>	<b>458,889</b>	<b>0</b>	<b>850,338</b>	<b>13,598,693</b>
	<b>TOTAL PERSONAL SERVICES</b>	<b>64,934,150</b>	<b>0</b>	<b>3,379,693</b>	<b>2,225,396</b>	<b>0</b>	<b>3,937,381</b>	<b>74,476,620</b>
521000	Operating Expense	3,447,923	0	802,319	0	53,816	0	4,304,058
540000	Travel	52,057	0	69,641	0	5,000	0	126,698
550000	Capital Outlay	93,500	0	952	0	0	0	94,452
	<b>TOTAL NET OPERATING EXPENSES</b>	<b>3,593,480</b>	<b>0</b>	<b>872,912</b>	<b>0</b>	<b>58,816</b>	<b>0</b>	<b>4,525,208</b>
	<b>SUB PROGRAM TOTAL</b>	<b>68,527,630</b>	<b>0</b>	<b>4,252,605</b>	<b>2,225,396</b>	<b>58,816</b>	<b>3,937,381</b>	<b>79,001,828</b>

**EXPENDITURE SUMMARY**  
**2019-2020 GENERAL OPERATING BUDGET**  
**UNIVERSITY OF NEBRASKA - LINCOLN**  
**EXCLUDING IANR AND NCTA**

SUBPROGRAM #/NAME 06 College of Business Administration

ACCOUNT	DESCRIPTION	UNRESTRICTED	DESIGNATED AND/OR RESTRICTED					TOTAL
		STATE AND UNIVERSITY GENERATED	CASH	REVOLVING	FEDERAL	AUXILIARIES AND SERVICES	TRUST	
511000	FACULTY							
	Professor	3,855,731	0	0	0	0	414,614	4,270,345
	Associate Professor	3,339,190	0	0	0	0	0	3,339,190
	Assistant Professor	9,102,090	0	0	0	0	49,005	9,151,095
	Other	2,310,982	0	0	0	0	25,000	2,335,982
	<b>SUBTOTAL FACULTY</b>	<b>18,607,993</b>	<b>0</b>	<b>0</b>	<b>0</b>	<b>0</b>	<b>488,619</b>	<b>19,096,612</b>
512100	Other Administrators	2,346,465	0	0	0	0	155,656	2,502,121
512000	Chairpersons	560,548	0	0	0	0	0	560,548
513000	Managerial/Professional	2,640,127	0	108,566	0	0	236,510	2,985,203
514000	Clerical/Technical/Service	258,801	0	14,418	0	0	18,083	291,302
515000	Other Academic	622,608	0	0	0	0	0	622,608
516000	Student Wages	122,401	0	19,750	0	0	0	142,151
	<b>SUBTOTAL NONFACULTY</b>	<b>6,550,950</b>	<b>0</b>	<b>142,734</b>	<b>0</b>	<b>0</b>	<b>410,249</b>	<b>7,103,933</b>
	<b>SUBTOTAL SALARIES &amp; WAGES</b>	<b>25,158,943</b>	<b>0</b>	<b>142,734</b>	<b>0</b>	<b>0</b>	<b>898,868</b>	<b>26,200,545</b>
519100	Retirement Contribution	1,157,964	0	8,073	0	0	13,374	1,179,411
519200	FICA Contribution	598,738	0	10,079	0	0	30,333	639,150
519300	Health Insurance Contribution	978,247	0	13,263	0	0	28,617	1,020,127
519400	Life Insurance Contribution	10,529	0	134	0	0	338	11,001
519700	Unemployment Compensation	0	0	34	0	0	96	130
519800	Workers Compensation	0	0	1,073	0	0	2,042	3,115
	<b>SUBTOTAL BENEFITS</b>	<b>2,745,478</b>	<b>0</b>	<b>32,656</b>	<b>0</b>	<b>0</b>	<b>74,800</b>	<b>2,852,934</b>
	<b>TOTAL PERSONAL SERVICES</b>	<b>27,904,421</b>	<b>0</b>	<b>175,390</b>	<b>0</b>	<b>0</b>	<b>973,668</b>	<b>29,053,479</b>
521000	Operating Expense	3,394,630	0	526,238	0	450,000	0	4,370,868
530000	Supplies & Materials	0	0	185,000	0	0	0	185,000
540000	Travel	27,762	0	10,000	0	0	0	37,762
550000	Capital Outlay	28,565	0	0	0	0	0	28,565
	<b>TOTAL NET OPERATING EXPENSES</b>	<b>3,450,957</b>	<b>0</b>	<b>721,238</b>	<b>0</b>	<b>450,000</b>	<b>0</b>	<b>4,622,195</b>
	<b>SUB PROGRAM TOTAL</b>	<b>31,355,378</b>	<b>0</b>	<b>896,628</b>	<b>0</b>	<b>450,000</b>	<b>973,668</b>	<b>33,675,674</b>

**EXPENDITURE SUMMARY**  
**2019-2020 GENERAL OPERATING BUDGET**  
**UNIVERSITY OF NEBRASKA - LINCOLN**  
**EXCLUDING IANR AND NCTA**

SUBPROGRAM #/NAME 07 College of Fine and Performing Arts

ACCOUNT	DESCRIPTION	UNRESTRICTED	DESIGNATED AND/OR RESTRICTED					TOTAL
		STATE AND UNIVERSITY GENERATED	CASH	REVOLVING	FEDERAL	AUXILIARIES AND SERVICES	TRUST	
511000	FACULTY							
	Professor	2,935,677	0	0	0	0	69,000	3,004,677
	Associate Professor	1,844,352	0	0	0	0	0	1,844,352
	Assistant Professor	1,093,413	0	0	0	0	0	1,093,413
	Other	311,187	0	0	0	0	0	311,187
	<b>SUBTOTAL FACULTY</b>	<b>6,184,629</b>	<b>0</b>	<b>0</b>	<b>0</b>	<b>0</b>	<b>69,000</b>	<b>6,253,629</b>
512100	Other Administrators	1,142,791	0	0	0	0	20,000	1,162,791
512000	Chairpersons	156,550	0	0	0	0	12,000	168,550
513000	Managerial/Professional	985,029	0	0	0	84,654	78,458	1,148,141
514000	Clerical/Technical/Service	357,555	0	48,036	0	40,414	29,269	475,274
515000	Other Academic	872,020	0	0	0	0	0	872,020
516000	Student Wages	36,834	0	79,087	0	60,000	0	175,921
	<b>SUBTOTAL NONFACULTY</b>	<b>3,550,779</b>	<b>0</b>	<b>127,123</b>	<b>0</b>	<b>185,068</b>	<b>139,727</b>	<b>4,002,697</b>
	<b>SUBTOTAL SALARIES &amp; WAGES</b>	<b>9,735,408</b>	<b>0</b>	<b>127,123</b>	<b>0</b>	<b>185,068</b>	<b>208,727</b>	<b>10,256,326</b>
519100	Retirement Contribution	666,227	0	3,843	0	5,561	7,926	683,557
519200	FICA Contribution	543,436	0	4,140	0	10,015	7,542	565,133
519300	Health Insurance Contribution	1,137,132	0	9,912	0	12,987	19,318	1,179,349
519400	Life Insurance Contribution	9,549	0	48	0	88	93	9,778
519700	Unemployment Compensation	0	0	13	0	30	28	71
519800	Workers Compensation	0	0	357	0	1,583	706	2,646
	<b>SUBTOTAL BENEFITS</b>	<b>2,356,344</b>	<b>0</b>	<b>18,313</b>	<b>0</b>	<b>30,264</b>	<b>35,613</b>	<b>2,440,534</b>
	<b>TOTAL PERSONAL SERVICES</b>	<b>12,091,752</b>	<b>0</b>	<b>145,436</b>	<b>0</b>	<b>215,332</b>	<b>244,340</b>	<b>12,696,860</b>
521000	Operating Expense	365,979	0	355,196	0	26,567	211,000	958,742
540000	Travel	0	0	18,000	0	0	0	18,000
	<b>TOTAL NET OPERATING EXPENSES</b>	<b>365,979</b>	<b>0</b>	<b>373,196</b>	<b>0</b>	<b>26,567</b>	<b>211,000</b>	<b>976,742</b>
	<b>SUB PROGRAM TOTAL</b>	<b>12,457,731</b>	<b>0</b>	<b>518,632</b>	<b>0</b>	<b>241,899</b>	<b>455,340</b>	<b>13,673,602</b>

**EXPENDITURE SUMMARY**  
**2019-2020 GENERAL OPERATING BUDGET**  
**UNIVERSITY OF NEBRASKA - LINCOLN**  
**EXCLUDING IANR AND NCTA**

SUBPROGRAM #/NAME 11 College of Engineering and Technology

ACCOUNT	DESCRIPTION	UNRESTRICTED	DESIGNATED AND/OR RESTRICTED				TOTAL	
		STATE AND UNIVERSITY GENERATED	CASH	REVOLVING	FEDERAL	AUXILIARIES AND SERVICES		TRUST
511000 FACULTY								
	Professor	8,199,315	0	133,587	0	0	250,200	8,583,102
	Associate Professor	5,233,106	0	0	0	0	0	5,233,106
	Assistant Professor	4,264,060	0	0	24,240	0	0	4,288,300
	Other	4,638,722	0	0	0	0	10,000	4,648,722
	<b>SUBTOTAL FACULTY</b>	<b>22,335,203</b>	<b>0</b>	<b>133,587</b>	<b>24,240</b>	<b>0</b>	<b>260,200</b>	<b>22,753,230</b>
512100	Other Administrators	1,845,328	0	13,620	0	0	20,000	1,878,948
512000	Chairpersons	510,462	0	0	0	0	0	510,462
513000	Managerial/Professional	4,074,022	0	977,012	61,248	0	67,000	5,179,282
514000	Clerical/Technical/Service	1,637,138	0	384,135	0	0	33,664	2,054,937
515000	Other Academic	1,760,288	0	0	0	0	0	1,760,288
516000	Student Wages	155,960	0	5,879	0	0	0	161,839
	<b>SUBTOTAL NONFACULTY</b>	<b>9,983,198</b>	<b>0</b>	<b>1,380,646</b>	<b>61,248</b>	<b>0</b>	<b>120,664</b>	<b>11,545,756</b>
	<b>SUBTOTAL SALARIES &amp; WAGES</b>	<b>32,318,401</b>	<b>0</b>	<b>1,514,233</b>	<b>85,488</b>	<b>0</b>	<b>380,864</b>	<b>34,298,986</b>
519100	Retirement Contribution	1,646,044	0	72,750	2,604	0	5,366	1,726,764
519200	FICA Contribution	1,106,020	0	87,304	4,834	0	6,793	1,204,951
519300	Health Insurance Contribution	2,113,443	0	164,170	3,692	0	9,430	2,290,735
519400	Life Insurance Contribution	19,410	0	1,200	43	0	82	20,735
519700	Unemployment Compensation	0	0	303	11	0	22	336
519800	Workers Compensation	0	0	15,626	1,329	0	1,118	18,073
	<b>SUBTOTAL BENEFITS</b>	<b>4,884,917</b>	<b>0</b>	<b>341,353</b>	<b>12,513</b>	<b>0</b>	<b>22,811</b>	<b>5,261,594</b>
	<b>TOTAL PERSONAL SERVICES</b>	<b>37,203,318</b>	<b>0</b>	<b>1,855,586</b>	<b>98,001</b>	<b>0</b>	<b>403,675</b>	<b>39,560,580</b>
521000	Operating Expense	1,043,680	0	246,475	0	0	0	1,290,155
540000	Travel	77,374	0	0	0	0	0	77,374
550000	Capital Outlay	52,201	0	26,500	0	0	0	78,701
560000	Government Aid	439,786	0	0	0	0	0	439,786
	<b>TOTAL NET OPERATING EXPENSES</b>	<b>1,613,041</b>	<b>0</b>	<b>272,975</b>	<b>0</b>	<b>0</b>	<b>0</b>	<b>1,886,016</b>
	<b>SUB PROGRAM TOTAL</b>	<b>38,816,359</b>	<b>0</b>	<b>2,128,561</b>	<b>98,001</b>	<b>0</b>	<b>403,675</b>	<b>41,446,596</b>



**EXPENDITURE SUMMARY**  
**2019-2020 GENERAL OPERATING BUDGET**  
**UNIVERSITY OF NEBRASKA - LINCOLN**  
**EXCLUDING IANR AND NCTA**

SUBPROGRAM #/NAME 12      Research

ACCOUNT	DESCRIPTION	UNRESTRICTED	DESIGNATED AND/OR RESTRICTED					TOTAL
		STATE AND UNIVERSITY GENERATED	CASH	REVOLVING	FEDERAL	AUXILIARIES AND SERVICES	TRUST	
	Associate Professor	88,644	6,500	0	103,291	0	0	198,435
	Assistant Professor	119,142	0	0	24,240	0	0	143,382
	Other	0	0	0	0	0	44,396	44,396
	<b>SUBTOTAL FACULTY</b>	<b>207,786</b>	<b>6,500</b>	<b>0</b>	<b>127,531</b>	<b>0</b>	<b>44,396</b>	<b>386,213</b>
512100	Other Administrators	636,313	1,061,806	0	0	0	37,990	1,736,109
513000	Managerial/Professional	1,414,469	2,322,376	375,408	204,081	0	249,680	4,566,014
514000	Clerical/Technical/Service	129,155	0	303,717	86,506	0	95,088	614,466
	<b>SUBTOTAL NONFACULTY</b>	<b>2,179,937</b>	<b>3,384,182</b>	<b>679,125</b>	<b>290,587</b>	<b>0</b>	<b>382,758</b>	<b>6,916,589</b>
	<b>SUBTOTAL SALARIES &amp; WAGES</b>	<b>2,387,723</b>	<b>3,390,682</b>	<b>679,125</b>	<b>418,118</b>	<b>0</b>	<b>427,154</b>	<b>7,302,802</b>
519100	Retirement Contribution	180,263	0	25,428	21,261	0	16,763	243,715
519200	FICA Contribution	152,470	0	44,944	25,986	0	22,508	245,908
519300	Health Insurance Contribution	335,513	0	94,428	51,261	0	41,350	522,552
519400	Life Insurance Contribution	2,179	0	584	360	0	254	3,377
519700	Unemployment Compensation	0	0	143	84	0	75	302
519800	Workers Compensation	0	0	4,060	6,457	0	3,922	14,439
	<b>SUBTOTAL BENEFITS</b>	<b>670,425</b>	<b>0</b>	<b>169,587</b>	<b>105,409</b>	<b>0</b>	<b>84,872</b>	<b>1,030,293</b>
	<b>TOTAL PERSONAL SERVICES</b>	<b>3,058,148</b>	<b>3,390,682</b>	<b>848,712</b>	<b>523,527</b>	<b>0</b>	<b>512,026</b>	<b>8,333,095</b>
521000	Operating Expense	38,240	0	0	0	0	0	38,240
	<b>TOTAL NET OPERATING EXPENSES</b>	<b>38,240</b>	<b>0</b>	<b>0</b>	<b>0</b>	<b>0</b>	<b>0</b>	<b>38,240</b>
	<b>SUB PROGRAM TOTAL</b>	<b>3,096,388</b>	<b>3,390,682</b>	<b>848,712</b>	<b>523,527</b>	<b>0</b>	<b>512,026</b>	<b>8,371,335</b>

**EXPENDITURE SUMMARY**  
**2019-2020 GENERAL OPERATING BUDGET**  
**UNIVERSITY OF NEBRASKA - LINCOLN**  
**EXCLUDING IANR AND NCTA**

SUBPROGRAM #/NAME 14 College of Journalism and Mass Communication

ACCOUNT	DESCRIPTION	UNRESTRICTED	DESIGNATED AND/OR RESTRICTED					TOTAL
		STATE AND UNIVERSITY GENERATED	CASH	REVOLVING	FEDERAL	AUXILIARIES AND SERVICES	TRUST	
511000	FACULTY							
	Professor	1,236,219	0	0	0	0	75,000	1,311,219
	Associate Professor	694,001	0	0	0	0	0	694,001
	Assistant Professor	1,159,916	0	0	0	0	0	1,159,916
	Other	155,087	0	0	0	0	0	155,087
	<b>SUBTOTAL FACULTY</b>	<b>3,245,223</b>	<b>0</b>	<b>0</b>	<b>0</b>	<b>0</b>	<b>75,000</b>	<b>3,320,223</b>
512100	Other Administrators	104,345	0	0	0	0	0	104,345
512000	Chairpersons	5,000	0	0	0	0	0	5,000
513000	Managerial/Professional	407,725	0	0	0	0	0	407,725
514000	Clerical/Technical/Service	148,277	0	0	0	0	0	148,277
515000	Other Academic	76,831	0	0	0	0	0	76,831
516000	Student Wages	67,864	0	0	0	0	0	67,864
517000	Supplemental Salaries & Wages	554	0	0	0	0	0	554
	<b>SUBTOTAL NONFACULTY</b>	<b>810,596</b>	<b>0</b>	<b>0</b>	<b>0</b>	<b>0</b>	<b>0</b>	<b>810,596</b>
	<b>SUBTOTAL SALARIES &amp; WAGES</b>	<b>4,055,819</b>	<b>0</b>	<b>0</b>	<b>0</b>	<b>0</b>	<b>75,000</b>	<b>4,130,819</b>
519100	Retirement Contribution	294,711	0	0	0	0	0	294,711
519200	FICA Contribution	244,578	0	0	0	0	0	244,578
519300	Health Insurance Contribution	405,033	0	0	0	0	0	405,033
519400	Life Insurance Contribution	4,018	0	0	0	0	0	4,018
	<b>SUBTOTAL BENEFITS</b>	<b>948,340</b>	<b>0</b>	<b>0</b>	<b>0</b>	<b>0</b>	<b>0</b>	<b>948,340</b>
	<b>TOTAL PERSONAL SERVICES</b>	<b>5,004,159</b>	<b>0</b>	<b>0</b>	<b>0</b>	<b>0</b>	<b>75,000</b>	<b>5,079,159</b>
521000	Operating Expense	516,522	0	0	0	0	0	516,522
540000	Travel	12,000	0	0	0	0	0	12,000
	<b>TOTAL NET OPERATING EXPENSES</b>	<b>528,522</b>	<b>0</b>	<b>0</b>	<b>0</b>	<b>0</b>	<b>0</b>	<b>528,522</b>
	<b>SUB PROGRAM TOTAL</b>	<b>5,532,681</b>	<b>0</b>	<b>0</b>	<b>0</b>	<b>0</b>	<b>75,000</b>	<b>5,607,681</b>

**EXPENDITURE SUMMARY**  
**2019-2020 GENERAL OPERATING BUDGET**  
**UNIVERSITY OF NEBRASKA - LINCOLN**  
**EXCLUDING IANR AND NCTA**

SUBPROGRAM #/NAME 15 College of Law

ACCOUNT	DESCRIPTION	UNRESTRICTED	DESIGNATED AND/OR RESTRICTED				TOTAL	
		STATE AND UNIVERSITY GENERATED	CASH	REVOLVING	FEDERAL	AUXILIARIES AND SERVICES		TRUST
511000	FACULTY							
	Professor	3,418,406	0	0	0	0	200,955	3,619,361
	Associate Professor	1,158,919	0	0	0	0	0	1,158,919
	Assistant Professor	520,425	0	0	0	0	0	520,425
	Other	88,973	0	40,961	0	0	1,000	130,934
	<b>SUBTOTAL FACULTY</b>	<b>5,186,723</b>	<b>0</b>	<b>40,961</b>	<b>0</b>	<b>0</b>	<b>201,955</b>	<b>5,429,639</b>
512100	Other Administrators	771,617	0	0	0	0	27,000	798,617
512000	Chairpersons	14,577	0	0	0	0	0	14,577
513000	Managerial/Professional	505,390	0	22,813	0	0	21,784	549,987
514000	Clerical/Technical/Service	446,593	0	0	0	0	15,943	462,536
	<b>SUBTOTAL NONFACULTY</b>	<b>1,738,177</b>	<b>0</b>	<b>22,813</b>	<b>0</b>	<b>0</b>	<b>64,727</b>	<b>1,825,717</b>
	<b>SUBTOTAL SALARIES &amp; WAGES</b>	<b>6,924,900</b>	<b>0</b>	<b>63,774</b>	<b>0</b>	<b>0</b>	<b>266,682</b>	<b>7,255,356</b>
519100	Retirement Contribution	556,911	0	4,067	0	0	1,651	562,629
519200	FICA Contribution	388,115	0	3,795	0	0	3,068	394,978
519300	Health Insurance Contribution	587,536	0	15,490	0	0	3,163	606,189
519400	Life Insurance Contribution	5,824	0	53	0	0	42	5,919
519700	Unemployment Compensation	0	0	17	0	0	9	26
519800	Workers Compensation	0	0	250	0	0	196	446
	<b>SUBTOTAL BENEFITS</b>	<b>1,538,386</b>	<b>0</b>	<b>23,672</b>	<b>0</b>	<b>0</b>	<b>8,129</b>	<b>1,570,187</b>
	<b>TOTAL PERSONAL SERVICES</b>	<b>8,463,286</b>	<b>0</b>	<b>87,446</b>	<b>0</b>	<b>0</b>	<b>274,811</b>	<b>8,825,543</b>
521000	Operating Expense	161,381	0	141,861	0	0	0	303,242
540000	Travel	3,331	0	6,230	0	0	0	9,561
550000	Capital Outlay	233,139	0	560,000	0	0	0	793,139
	<b>TOTAL NET OPERATING EXPENSES</b>	<b>397,851</b>	<b>0</b>	<b>708,091</b>	<b>0</b>	<b>0</b>	<b>0</b>	<b>1,105,942</b>
	<b>SUB PROGRAM TOTAL</b>	<b>8,861,137</b>	<b>0</b>	<b>795,537</b>	<b>0</b>	<b>0</b>	<b>274,811</b>	<b>9,931,485</b>

**EXPENDITURE SUMMARY**  
**2019-2020 GENERAL OPERATING BUDGET**  
**UNIVERSITY OF NEBRASKA - LINCOLN**  
**EXCLUDING IANR AND NCTA**

SUBPROGRAM #/NAME 16 University Libraries

ACCOUNT	DESCRIPTION	UNRESTRICTED	DESIGNATED AND/OR RESTRICTED					TOTAL
		STATE AND UNIVERSITY GENERATED	CASH	REVOLVING	FEDERAL	AUXILIARIES AND SERVICES	TRUST	
511000	FACULTY							
	Professor	1,179,215	0	0	0	0	0	1,179,215
	Associate Professor	1,217,615	0	0	0	0	63,759	1,281,374
	Assistant Professor	510,214	0	0	16,718	0	0	526,932
	Other	56,939	0	0	0	0	0	56,939
	<b>SUBTOTAL FACULTY</b>	<b>2,963,983</b>	<b>0</b>	<b>0</b>	<b>16,718</b>	<b>0</b>	<b>63,759</b>	<b>3,044,460</b>
512100	Other Administrators	461,543	0	0	0	0	0	461,543
512000	Chairpersons	7,700	0	0	0	0	0	7,700
513000	Managerial/Professional	1,931,575	0	49,576	0	0	88,188	2,069,339
514000	Clerical/Technical/Service	1,249,784	0	0	28,636	0	0	1,278,420
516000	Student Wages	509,528	0	36,000	0	0	0	545,528
	<b>SUBTOTAL NONFACULTY</b>	<b>4,160,130</b>	<b>0</b>	<b>85,576</b>	<b>28,636</b>	<b>0</b>	<b>88,188</b>	<b>4,362,530</b>
	<b>SUBTOTAL SALARIES &amp; WAGES</b>	<b>7,124,113</b>	<b>0</b>	<b>85,576</b>	<b>45,354</b>	<b>0</b>	<b>151,947</b>	<b>7,406,990</b>
519100	Retirement Contribution	501,940	0	4,148	2,478	0	6,802	515,368
519200	FICA Contribution	474,627	0	4,255	2,940	0	10,110	491,932
519300	Health Insurance Contribution	978,381	0	9,479	5,662	0	19,230	1,012,752
519400	Life Insurance Contribution	7,082	0	59	39	0	139	7,319
519700	Unemployment Compensation	0	0	14	10	0	35	59
519800	Workers Compensation	0	0	453	540	0	813	1,806
	<b>SUBTOTAL BENEFITS</b>	<b>1,962,030</b>	<b>0</b>	<b>18,408</b>	<b>11,669</b>	<b>0</b>	<b>37,129</b>	<b>2,029,236</b>
	<b>TOTAL PERSONAL SERVICES</b>	<b>9,086,143</b>	<b>0</b>	<b>103,984</b>	<b>57,023</b>	<b>0</b>	<b>189,076</b>	<b>9,436,226</b>
521000	Operating Expense	1,067,030	2,000,000	113,449	0	0	0	3,180,479
550000	Capital Outlay	2,255,016	0	4,018,000	0	0	0	6,273,016
	<b>TOTAL NET OPERATING EXPENSES</b>	<b>3,322,046</b>	<b>2,000,000</b>	<b>4,131,449</b>	<b>0</b>	<b>0</b>	<b>0</b>	<b>9,453,495</b>
	<b>SUB PROGRAM TOTAL</b>	<b>12,408,189</b>	<b>2,000,000</b>	<b>4,235,433</b>	<b>57,023</b>	<b>0</b>	<b>189,076</b>	<b>18,889,721</b>

**EXPENDITURE SUMMARY**  
**2019-2020 GENERAL OPERATING BUDGET**  
**UNIVERSITY OF NEBRASKA - LINCOLN**  
**EXCLUDING IANR AND NCTA**

SUBPROGRAM #/NAME 17 College of Education and Human Sciences

ACCOUNT	DESCRIPTION	UNRESTRICTED	DESIGNATED AND/OR RESTRICTED					TOTAL
		STATE AND UNIVERSITY GENERATED	CASH	REVOLVING	FEDERAL	AUXILIARIES AND SERVICES	TRUST	
511000 FACULTY								
	Professor	3,340,899	0	92,553	148,508	114,380	394,315	4,090,655
	Associate Professor	2,699,391	0	355,930	52,010	104,387	180,402	3,392,120
	Assistant Professor	3,165,182	0	454,601	124,675	0	151,099	3,895,557
	Instructor	0	0	0	0	0	73,000	73,000
	Other	846,766	0	609,097	0	126,291	70,633	1,652,787
	<b>SUBTOTAL FACULTY</b>	<b>10,052,238</b>	<b>0</b>	<b>1,512,181</b>	<b>325,193</b>	<b>345,058</b>	<b>869,449</b>	<b>13,104,119</b>
512100	Other Administrators	840,088	0	0	12,455	361,350	102,818	1,316,711
512000	Chairpersons	537,577	0	0	0	0	112,062	649,639
513000	Managerial/Professional	1,900,462	0	412,182	780,734	609,151	2,145,794	5,848,323
514000	Clerical/Technical/Service	696,102	0	234,466	46,263	83,193	213,145	1,273,169
515000	Other Academic	1,056,605	0	13,549	0	88,045	0	1,158,199
516000	Student Wages	80,234	0	19,895	0	4,534	0	104,663
	<b>SUBTOTAL NONFACULTY</b>	<b>5,111,068</b>	<b>0</b>	<b>680,092</b>	<b>839,452</b>	<b>1,146,273</b>	<b>2,573,819</b>	<b>10,350,704</b>
	<b>SUBTOTAL SALARIES &amp; WAGES</b>	<b>15,163,306</b>	<b>0</b>	<b>2,192,273</b>	<b>1,164,645</b>	<b>1,491,331</b>	<b>3,443,268</b>	<b>23,454,823</b>
519100	Retirement Contribution	1,032,407	0	140,762	60,957	95,914	189,553	1,519,593
519200	FICA Contribution	807,466	0	148,656	79,006	92,798	208,039	1,335,965
519300	Health Insurance Contribution	1,567,395	0	336,738	125,355	165,538	419,331	2,614,357
519400	Life Insurance Contribution	13,343	0	2,283	923	1,283	2,987	20,819
519700	Unemployment Compensation	0	0	527	255	344	687	1,813
519800	Workers Compensation	0	0	13,007	16,982	10,491	24,110	64,590
	<b>SUBTOTAL BENEFITS</b>	<b>3,420,611</b>	<b>0</b>	<b>641,973</b>	<b>283,478</b>	<b>366,368</b>	<b>844,707</b>	<b>5,557,137</b>
	<b>TOTAL PERSONAL SERVICES</b>	<b>18,583,917</b>	<b>0</b>	<b>2,834,246</b>	<b>1,448,123</b>	<b>1,857,699</b>	<b>4,287,975</b>	<b>29,011,960</b>
521000	Operating Expense	2,307,728	0	544,958	0	316,823	0	3,169,509
540000	Travel	74,540	0	38,726	0	11,631	0	124,897
550000	Capital Outlay	92,393	0	0	0	0	0	92,393
	<b>TOTAL NET OPERATING EXPENSES</b>	<b>2,474,661</b>	<b>0</b>	<b>583,684</b>	<b>0</b>	<b>328,454</b>	<b>0</b>	<b>3,386,799</b>
	<b>SUB PROGRAM TOTAL</b>	<b>21,058,578</b>	<b>0</b>	<b>3,417,930</b>	<b>1,448,123</b>	<b>2,186,153</b>	<b>4,287,975</b>	<b>32,398,759</b>

**EXPENDITURE SUMMARY**  
**2019-2020 GENERAL OPERATING BUDGET**  
**UNIVERSITY OF NEBRASKA - LINCOLN**  
**EXCLUDING IANR AND NCTA**

SUBPROGRAM #/NAME 20 Academic Services & Enrollment Management

ACCOUNT	DESCRIPTION	UNRESTRICTED	DESIGNATED AND/OR RESTRICTED					TOTAL
		STATE AND UNIVERSITY GENERATED	CASH	REVOLVING	FEDERAL	AUXILIARIES AND SERVICES	TRUST	
512100	Other Administrators	561,587	0	0	0	0	0	561,587
513000	Managerial/Professional	3,796,975	0	2,911,448	0	0	0	6,708,423
514000	Clerical/Technical/Service	953,695	0	557,149	0	0	0	1,510,844
515000	Other Academic	94,724	0	80,000	0	0	0	174,724
516000	Student Wages	89,482	0	308,761	0	0	0	398,243
517000	Supplemental Salaries & Wages	0	0	6,616	0	0	0	6,616
	<b>SUBTOTAL NONFACULTY</b>	<b>5,496,463</b>	<b>0</b>	<b>3,863,974</b>	<b>0</b>	<b>0</b>	<b>0</b>	<b>9,360,437</b>
	<b>SUBTOTAL SALARIES &amp; WAGES</b>	<b>5,496,463</b>	<b>0</b>	<b>3,863,974</b>	<b>0</b>	<b>0</b>	<b>0</b>	<b>9,360,437</b>
519100	Retirement Contribution	303,568	0	118,427	0	0	0	421,995
519200	FICA Contribution	334,664	0	196,065	0	0	0	530,729
519300	Health Insurance Contribution	693,939	0	408,262	0	0	0	1,102,201
519400	Life Insurance Contribution	4,924	0	2,781	0	0	0	7,705
519700	Unemployment Compensation	0	0	639	0	0	0	639
519800	Workers Compensation	0	0	15,160	0	0	0	15,160
	<b>SUBTOTAL BENEFITS</b>	<b>1,337,095</b>	<b>0</b>	<b>741,334</b>	<b>0</b>	<b>0</b>	<b>0</b>	<b>2,078,429</b>
	<b>TOTAL PERSONAL SERVICES</b>	<b>6,833,558</b>	<b>0</b>	<b>4,605,308</b>	<b>0</b>	<b>0</b>	<b>0</b>	<b>11,438,866</b>
521000	Operating Expense	760,427	0	1,591,750	0	0	0	2,352,177
540000	Travel	8,222	0	0	0	0	0	8,222
	<b>TOTAL NET OPERATING EXPENSES</b>	<b>768,649</b>	<b>0</b>	<b>1,591,750</b>	<b>0</b>	<b>0</b>	<b>0</b>	<b>2,360,399</b>
	<b>SUB PROGRAM TOTAL</b>	<b>7,602,207</b>	<b>0</b>	<b>6,197,058</b>	<b>0</b>	<b>0</b>	<b>0</b>	<b>13,799,265</b>

**EXPENDITURE SUMMARY**  
**2019-2020 GENERAL OPERATING BUDGET**  
**UNIVERSITY OF NEBRASKA - LINCOLN**  
**EXCLUDING IANR AND NCTA**

SUBPROGRAM #/NAME 22 Other Instruction or Research

ACCOUNT	DESCRIPTION	UNRESTRICTED	DESIGNATED AND/OR RESTRICTED					TOTAL
		STATE AND UNIVERSITY GENERATED	CASH	REVOLVING	FEDERAL	AUXILIARIES AND SERVICES	TRUST	
514000	Clerical/Technical/Service	77,126	0	0	0	0	0	77,126
516000	Student Wages	157,834	0	0	0	0	0	157,834
	<b>SUBTOTAL NONFACULTY</b>	<b>234,960</b>	<b>0</b>	<b>0</b>	<b>0</b>	<b>0</b>	<b>0</b>	<b>234,960</b>
	<b>SUBTOTAL SALARIES &amp; WAGES</b>	<b>234,960</b>	<b>0</b>	<b>0</b>	<b>0</b>	<b>0</b>	<b>0</b>	<b>234,960</b>
519100	Retirement Contribution	6,755	0	0	0	0	0	6,755
519200	FICA Contribution	6,350	0	0	0	0	0	6,350
519300	Health Insurance Contribution	27,779	0	0	0	0	0	27,779
519400	Life Insurance Contribution	100	0	0	0	0	0	100
	<b>SUBTOTAL BENEFITS</b>	<b>40,984</b>	<b>0</b>	<b>0</b>	<b>0</b>	<b>0</b>	<b>0</b>	<b>40,984</b>
	<b>TOTAL PERSONAL SERVICES</b>	<b>275,944</b>	<b>0</b>	<b>0</b>	<b>0</b>	<b>0</b>	<b>0</b>	<b>275,944</b>
521000	Operating Expense	727,838	0	-839,043	0	0	0	-111,205
540000	Travel	864	0	0	0	0	0	864
	<b>TOTAL NET OPERATING EXPENSES</b>	<b>728,702</b>	<b>0</b>	<b>-839,043</b>	<b>0</b>	<b>0</b>	<b>0</b>	<b>-110,341</b>
	<b>SUB PROGRAM TOTAL</b>	<b>1,004,646</b>	<b>0</b>	<b>-839,043</b>	<b>0</b>	<b>0</b>	<b>0</b>	<b>165,603</b>





**EXPENDITURE SUMMARY**  
**2019-2020 GENERAL OPERATING BUDGET**  
**UNIVERSITY OF NEBRASKA - LINCOLN**  
**EXCLUDING IANR AND NCTA**

SUBPROGRAM #/NAME 24 International Programs

ACCOUNT	DESCRIPTION	UNRESTRICTED	DESIGNATED AND/OR RESTRICTED					TOTAL
		STATE AND UNIVERSITY GENERATED	CASH	REVOLVING	FEDERAL	AUXILIARIES AND SERVICES	TRUST	
513000	Managerial/Professional	589,127	0	110,605	0	0	0	699,732
514000	Clerical/Technical/Service	34,519	0	0	0	0	0	34,519
515000	Other Academic	7,689	0	0	0	0	0	7,689
	<b>SUBTOTAL NONFACULTY</b>	<b>631,335</b>	<b>0</b>	<b>110,605</b>	<b>0</b>	<b>0</b>	<b>0</b>	<b>741,940</b>
	<b>SUBTOTAL SALARIES &amp; WAGES</b>	<b>631,335</b>	<b>0</b>	<b>110,605</b>	<b>0</b>	<b>0</b>	<b>0</b>	<b>741,940</b>
519100	Retirement Contribution	43,199	0	5,527	0	0	0	48,726
519200	FICA Contribution	46,479	0	8,263	0	0	0	54,742
519300	Health Insurance Contribution	85,969	0	9,280	0	0	0	95,249
519400	Life Insurance Contribution	717	0	113	0	0	0	830
519700	Unemployment Compensation	0	0	28	0	0	0	28
519800	Workers Compensation	0	0	572	0	0	0	572
	<b>SUBTOTAL BENEFITS</b>	<b>176,364</b>	<b>0</b>	<b>23,783</b>	<b>0</b>	<b>0</b>	<b>0</b>	<b>200,147</b>
	<b>TOTAL PERSONAL SERVICES</b>	<b>807,699</b>	<b>0</b>	<b>134,388</b>	<b>0</b>	<b>0</b>	<b>0</b>	<b>942,087</b>
521000	Operating Expense	54,116	0	0	0	1,325,000	0	1,379,116
540000	Travel	0	0	0	0	255,000	0	255,000
550000	Capital Outlay	0	0	0	0	25,000	0	25,000
	<b>TOTAL NET OPERATING EXPENSES</b>	<b>54,116</b>	<b>0</b>	<b>0</b>	<b>0</b>	<b>1,605,000</b>	<b>0</b>	<b>1,659,116</b>
	<b>SUB PROGRAM TOTAL</b>	<b>861,815</b>	<b>0</b>	<b>134,388</b>	<b>0</b>	<b>1,605,000</b>	<b>0</b>	<b>2,601,203</b>

**EXPENDITURE SUMMARY**  
**2019-2020 GENERAL OPERATING BUDGET**  
**UNIVERSITY OF NEBRASKA - LINCOLN**  
**EXCLUDING IANR AND NCTA**

SUBPROGRAM #/NAME 25 Instruction Budget Adjustments

ACCOUNT	DESCRIPTION	UNRESTRICTED	DESIGNATED AND/OR RESTRICTED					TOTAL
		STATE AND UNIVERSITY GENERATED	CASH	REVOLVING	FEDERAL	AUXILIARIES AND SERVICES	TRUST	
	Other	311,210	0	0	0	0	0	311,210
	<b>SUBTOTAL FACULTY</b>	<b>311,210</b>	<b>0</b>	<b>0</b>	<b>0</b>	<b>0</b>	<b>0</b>	<b>311,210</b>
514000	Clerical/Technical/Service	1,000,000	0	0	0	0	0	1,000,000
515000	Other Academic	731,260	0	0	0	0	0	731,260
517000	Supplemental Salaries & Wages	17,377,150	0	0	0	0	0	17,377,150
	<b>SUBTOTAL NONFACULTY</b>	<b>19,108,410</b>	<b>0</b>	<b>0</b>	<b>0</b>	<b>0</b>	<b>0</b>	<b>19,108,410</b>
	<b>SUBTOTAL SALARIES &amp; WAGES</b>	<b>19,419,620</b>	<b>0</b>	<b>0</b>	<b>0</b>	<b>0</b>	<b>0</b>	<b>19,419,620</b>
519100	Retirement Contribution	2,082,357	0	0	0	0	0	2,082,357
519200	FICA Contribution	1,310,249	0	0	0	0	0	1,310,249
519300	Health Insurance Contribution	3,032,881	0	0	0	0	0	3,032,881
519400	Life Insurance Contribution	24,023	0	0	0	0	0	24,023
	<b>SUBTOTAL BENEFITS</b>	<b>6,449,510</b>	<b>0</b>	<b>0</b>	<b>0</b>	<b>0</b>	<b>0</b>	<b>6,449,510</b>
	<b>TOTAL PERSONAL SERVICES</b>	<b>25,869,130</b>	<b>0</b>	<b>0</b>	<b>0</b>	<b>0</b>	<b>0</b>	<b>25,869,130</b>
521000	Operating Expense	-19,929,851	21,509,318	0	0	0	0	1,579,467
	<b>TOTAL NET OPERATING EXPENSES</b>	<b>-19,929,851</b>	<b>21,509,318</b>	<b>0</b>	<b>0</b>	<b>0</b>	<b>0</b>	<b>1,579,467</b>
	<b>SUB PROGRAM TOTAL</b>	<b>5,939,279</b>	<b>21,509,318</b>	<b>0</b>	<b>0</b>	<b>0</b>	<b>0</b>	<b>27,448,597</b>

**EXPENDITURE SUMMARY**  
**2019-2020 GENERAL OPERATING BUDGET**  
**UNIVERSITY OF NEBRASKA - LINCOLN**  
**EXCLUDING IANR AND NCTA**

SUBPROGRAM #/NAME 27 Television and Radio

ACCOUNT	DESCRIPTION	UNRESTRICTED	DESIGNATED AND/OR RESTRICTED					TOTAL
		STATE AND UNIVERSITY GENERATED	CASH	REVOLVING	FEDERAL	AUXILIARIES AND SERVICES	TRUST	
512100	Other Administrators	131,966	0	0	0	0	0	131,966
513000	Managerial/Professional	1,226,120	0	4,915,569	0	0	502,489	6,644,178
514000	Clerical/Technical/Service	137,318	0	369,915	0	0	32,948	540,181
	<b>SUBTOTAL NONFACULTY</b>	<b>1,495,404</b>	<b>0</b>	<b>5,285,484</b>	<b>0</b>	<b>0</b>	<b>535,437</b>	<b>7,316,325</b>
	<b>SUBTOTAL SALARIES &amp; WAGES</b>	<b>1,495,404</b>	<b>0</b>	<b>5,285,484</b>	<b>0</b>	<b>0</b>	<b>535,437</b>	<b>7,316,325</b>
519100	Retirement Contribution	126,994	0	320,807	0	0	39,364	487,165
519200	FICA Contribution	111,090	0	389,516	0	0	39,177	539,783
519300	Health Insurance Contribution	408,631	0	820,272	0	0	84,105	1,313,008
519400	Life Insurance Contribution	1,719	0	5,526	0	0	601	7,846
519700	Unemployment Compensation	0	0	1,342	0	0	134	1,476
519800	Workers Compensation	0	0	23,464	0	0	3,116	26,580
	<b>SUBTOTAL BENEFITS</b>	<b>648,434</b>	<b>0</b>	<b>1,560,927</b>	<b>0</b>	<b>0</b>	<b>166,497</b>	<b>2,375,858</b>
	<b>TOTAL PERSONAL SERVICES</b>	<b>2,143,838</b>	<b>0</b>	<b>6,846,411</b>	<b>0</b>	<b>0</b>	<b>701,934</b>	<b>9,692,183</b>
521000	Operating Expense	15	0	1,140,548	0	0	0	1,140,563
540000	Travel	0	0	200,000	0	0	0	200,000
550000	Capital Outlay	0	0	50,000	0	0	0	50,000
	<b>TOTAL NET OPERATING EXPENSES</b>	<b>15</b>	<b>0</b>	<b>1,390,548</b>	<b>0</b>	<b>0</b>	<b>0</b>	<b>1,390,563</b>
	<b>SUB PROGRAM TOTAL</b>	<b>2,143,853</b>	<b>0</b>	<b>8,236,959</b>	<b>0</b>	<b>0</b>	<b>701,934</b>	<b>11,082,746</b>

**EXPENDITURE SUMMARY**  
**2019-2020 GENERAL OPERATING BUDGET**  
**UNIVERSITY OF NEBRASKA - LINCOLN**  
**EXCLUDING IANR AND NCTA**

**SUBPROGRAM #/NAME 28 Museums and Art Gallery**

ACCOUNT	DESCRIPTION	UNRESTRICTED	DESIGNATED AND/OR RESTRICTED					TOTAL
		STATE AND UNIVERSITY GENERATED	CASH	REVOLVING	FEDERAL	AUXILIARIES AND SERVICES	TRUST	
511000	FACULTY							
	Professor	138,902	0	0	0	0	0	138,902
	Other	577	0	0	0	0	0	577
	<b>SUBTOTAL FACULTY</b>	<b>139,479</b>	<b>0</b>	<b>0</b>	<b>0</b>	<b>0</b>	<b>0</b>	<b>139,479</b>
512100	Other Administrators	404,712	0	0	0	0	0	404,712
513000	Managerial/Professional	1,000,047	0	146,888	0	23,769	450,685	1,621,389
514000	Clerical/Technical/Service	404,070	0	136,005	0	45,199	5,273	590,547
516000	Student Wages	21,432	0	4,725	0	8,340	0	34,497
517000	Supplemental Salaries & Wages	0	0	0	0	2,657	0	2,657
	<b>SUBTOTAL NONFACULTY</b>	<b>1,830,261</b>	<b>0</b>	<b>287,618</b>	<b>0</b>	<b>79,965</b>	<b>455,958</b>	<b>2,653,802</b>
	<b>SUBTOTAL SALARIES &amp; WAGES</b>	<b>1,969,740</b>	<b>0</b>	<b>287,618</b>	<b>0</b>	<b>79,965</b>	<b>455,958</b>	<b>2,793,281</b>
519100	Retirement Contribution	149,576	0	20,540	0	3,322	30,386	203,824
519200	FICA Contribution	144,748	0	19,768	0	5,761	30,439	200,716
519300	Health Insurance Contribution	276,012	0	55,011	0	18,350	59,399	408,772
519400	Life Insurance Contribution	1,992	0	305	0	127	436	2,860
519700	Unemployment Compensation	0	0	71	0	17	78	166
519800	Workers Compensation	0	0	1,242	0	929	2,505	4,676
	<b>SUBTOTAL BENEFITS</b>	<b>572,328</b>	<b>0</b>	<b>96,937</b>	<b>0</b>	<b>28,506</b>	<b>123,243</b>	<b>821,014</b>
	<b>TOTAL PERSONAL SERVICES</b>	<b>2,542,068</b>	<b>0</b>	<b>384,555</b>	<b>0</b>	<b>108,471</b>	<b>579,201</b>	<b>3,614,295</b>
521000	Operating Expense	66,836	0	63,056	0	30,382	0	160,274
529000	Utilities	34,207	0	0	0	0	0	34,207
540000	Travel	0	0	2,879	0	6,520	0	9,399
550000	Capital Outlay	0	0	17,273	0	0	0	17,273
570000	Cost of Goods Sold	0	0	0	0	54,000	0	54,000
	<b>TOTAL NET OPERATING EXPENSES</b>	<b>101,043</b>	<b>0</b>	<b>83,208</b>	<b>0</b>	<b>90,902</b>	<b>0</b>	<b>275,153</b>
	<b>SUB PROGRAM TOTAL</b>	<b>2,643,111</b>	<b>0</b>	<b>467,763</b>	<b>0</b>	<b>199,373</b>	<b>579,201</b>	<b>3,889,448</b>

**EXPENDITURE SUMMARY**  
**2019-2020 GENERAL OPERATING BUDGET**  
**UNIVERSITY OF NEBRASKA - LINCOLN**  
**EXCLUDING IANR AND NCTA**

SUBPROGRAM #/NAME 30 Extended Education

ACCOUNT	DESCRIPTION	UNRESTRICTED	DESIGNATED AND/OR RESTRICTED					TOTAL
		STATE AND UNIVERSITY GENERATED	CASH	REVOLVING	FEDERAL	AUXILIARIES AND SERVICES	TRUST	
512100	Other Administrators	0	0	124,483	0	0	0	124,483
513000	Managerial/Professional	0	0	847,098	0	0	0	847,098
514000	Clerical/Technical/Service	0	0	36,093	0	0	0	36,093
	<b>SUBTOTAL NONFACULTY</b>	<b>0</b>	<b>0</b>	<b>1,007,674</b>	<b>0</b>	<b>0</b>	<b>0</b>	<b>1,007,674</b>
	<b>SUBTOTAL SALARIES &amp; WAGES</b>	<b>0</b>	<b>0</b>	<b>1,007,674</b>	<b>0</b>	<b>0</b>	<b>0</b>	<b>1,007,674</b>
519100	Retirement Contribution	0	0	66,212	0	0	0	66,212
519200	FICA Contribution	0	0	72,280	0	0	0	72,280
519300	Health Insurance Contribution	0	0	130,196	0	0	0	130,196
519400	Life Insurance Contribution	0	0	1,012	0	0	0	1,012
519700	Unemployment Compensation	0	0	271	0	0	0	271
519800	Workers Compensation	0	0	4,889	0	0	0	4,889
	<b>SUBTOTAL BENEFITS</b>	<b>0</b>	<b>0</b>	<b>274,860</b>	<b>0</b>	<b>0</b>	<b>0</b>	<b>274,860</b>
	<b>TOTAL PERSONAL SERVICES</b>	<b>0</b>	<b>0</b>	<b>1,282,534</b>	<b>0</b>	<b>0</b>	<b>0</b>	<b>1,282,534</b>
521000	Operating Expense	48,936	0	0	0	0	0	48,936
540000	Travel	5,859	0	0	0	0	0	5,859
	<b>TOTAL NET OPERATING EXPENSES</b>	<b>54,795</b>	<b>0</b>	<b>0</b>	<b>0</b>	<b>0</b>	<b>0</b>	<b>54,795</b>
	<b>SUB PROGRAM TOTAL</b>	<b>54,795</b>	<b>0</b>	<b>1,282,534</b>	<b>0</b>	<b>0</b>	<b>0</b>	<b>1,337,329</b>

**EXPENDITURE SUMMARY**  
**2019-2020 GENERAL OPERATING BUDGET**  
**UNIVERSITY OF NEBRASKA - LINCOLN**  
**EXCLUDING IANR AND NCTA**

SUBPROGRAM #/NAME 33 Facilities Mgmt & Planning

ACCOUNT	DESCRIPTION	UNRESTRICTED	DESIGNATED AND/OR RESTRICTED					TOTAL
		STATE AND UNIVERSITY GENERATED	CASH	REVOLVING	FEDERAL	AUXILIARIES AND SERVICES	TRUST	
512100	Other Administrators	198,900	0	0	0	0	0	198,900
513000	Managerial/Professional	4,586,277	0	674,549	0	1,250,026	0	6,510,852
514000	Clerical/Technical/Service	9,747,137	0	3,676,597	0	1,805,305	0	15,229,039
515000	Other Academic	13,066	0	0	0	0	0	13,066
516000	Student Wages	216,282	0	138,717	0	17,074	0	372,073
517000	Supplemental Salaries & Wages	305,140	0	128,829	0	53,132	0	487,101
	<b>SUBTOTAL NONFACULTY</b>	<b>15,066,802</b>	<b>0</b>	<b>4,618,692</b>	<b>0</b>	<b>3,125,537</b>	<b>0</b>	<b>22,811,031</b>
	<b>SUBTOTAL SALARIES &amp; WAGES</b>	<b>15,066,802</b>	<b>0</b>	<b>4,618,692</b>	<b>0</b>	<b>3,125,537</b>	<b>0</b>	<b>22,811,031</b>
519100	Retirement Contribution	648,062	0	298,096	0	191,840	0	1,137,998
519200	FICA Contribution	1,222,356	0	328,271	0	229,110	0	1,779,737
519300	Health Insurance Contribution	2,325,621	0	991,896	0	481,986	0	3,799,503
519400	Life Insurance Contribution	14,408	0	4,786	0	3,158	0	22,352
519700	Unemployment Compensation	0	0	1,169	0	808	0	1,977
519800	Workers Compensation	0	0	50,069	0	20,749	0	70,818
	<b>SUBTOTAL BENEFITS</b>	<b>4,210,447</b>	<b>0</b>	<b>1,674,287</b>	<b>0</b>	<b>927,651</b>	<b>0</b>	<b>6,812,385</b>
	<b>TOTAL PERSONAL SERVICES</b>	<b>19,277,249</b>	<b>0</b>	<b>6,292,979</b>	<b>0</b>	<b>4,053,188</b>	<b>0</b>	<b>29,623,416</b>
521000	Operating Expense	2,955,186	0	-6,255,911	0	1,981,517	0	-1,319,208
529000	Utilities	24,780,729	0	0	0	0	0	24,780,729
540000	Travel	138,507	0	3,000	0	40,000	0	181,507
550000	Capital Outlay	30,045	0	0	0	90,000	0	120,045
	<b>TOTAL NET OPERATING EXPENSES</b>	<b>27,904,467</b>	<b>0</b>	<b>-6,252,911</b>	<b>0</b>	<b>2,111,517</b>	<b>0</b>	<b>23,763,073</b>
	<b>SUB PROGRAM TOTAL</b>	<b>47,181,716</b>	<b>0</b>	<b>40,068</b>	<b>0</b>	<b>6,164,705</b>	<b>0</b>	<b>53,386,489</b>

**EXPENDITURE SUMMARY**  
**2019-2020 GENERAL OPERATING BUDGET**  
**UNIVERSITY OF NEBRASKA - LINCOLN**  
**EXCLUDING IANR AND NCTA**

SUBPROGRAM #/NAME 34 Innovation Campus

ACCOUNT	DESCRIPTION	UNRESTRICTED	DESIGNATED AND/OR RESTRICTED					TOTAL
		STATE AND UNIVERSITY GENERATED	CASH	REVOLVING	FEDERAL	AUXILIARIES AND SERVICES	TRUST	
521000	Operating Expense	319,000	0	100,000	0	0	0	419,000
	<b>TOTAL NET OPERATING EXPENSES</b>	<b>319,000</b>	<b>0</b>	<b>100,000</b>	<b>0</b>	<b>0</b>	<b>0</b>	<b>419,000</b>
	<b>SUB PROGRAM TOTAL</b>	<b>319,000</b>	<b>0</b>	<b>100,000</b>	<b>0</b>	<b>0</b>	<b>0</b>	<b>419,000</b>

**EXPENDITURE SUMMARY**  
**2019-2020 GENERAL OPERATING BUDGET**  
**UNIVERSITY OF NEBRASKA - LINCOLN**  
**EXCLUDING IANR AND NCTA**

SUBPROGRAM #/NAME 41 Executive Administration

ACCOUNT	DESCRIPTION	UNRESTRICTED	DESIGNATED AND/OR RESTRICTED					TOTAL
		STATE AND UNIVERSITY GENERATED	CASH	REVOLVING	FEDERAL	AUXILIARIES AND SERVICES	TRUST	
512100	Other Administrators	1,045,271	0	219,300	0	0	0	1,264,571
513000	Managerial/Professional	365,713	0	26,799	0	0	0	392,512
514000	Clerical/Technical/Service	18,502	0	0	0	0	0	18,502
	<b>SUBTOTAL NONFACULTY</b>	<b>1,429,486</b>	<b>0</b>	<b>246,099</b>	<b>0</b>	<b>0</b>	<b>0</b>	<b>1,675,585</b>
	<b>SUBTOTAL SALARIES &amp; WAGES</b>	<b>1,429,486</b>	<b>0</b>	<b>246,099</b>	<b>0</b>	<b>0</b>	<b>0</b>	<b>1,675,585</b>
519100	Retirement Contribution	97,938	0	19,245	0	0	0	117,183
519200	FICA Contribution	79,566	0	13,423	0	0	0	92,989
519300	Health Insurance Contribution	82,103	0	18,145	0	0	0	100,248
519400	Life Insurance Contribution	1,004	0	163	0	0	0	1,167
519700	Unemployment Compensation	0	0	62	0	0	0	62
519800	Workers Compensation	0	0	1,394	0	0	0	1,394
	<b>SUBTOTAL BENEFITS</b>	<b>260,611</b>	<b>0</b>	<b>52,432</b>	<b>0</b>	<b>0</b>	<b>0</b>	<b>313,043</b>
	<b>TOTAL PERSONAL SERVICES</b>	<b>1,690,097</b>	<b>0</b>	<b>298,531</b>	<b>0</b>	<b>0</b>	<b>0</b>	<b>1,988,628</b>
521000	Operating Expense	190,124	0	0	0	0	0	190,124
550000	Capital Outlay	9,792	0	0	0	0	0	9,792
	<b>TOTAL NET OPERATING EXPENSES</b>	<b>199,916</b>	<b>0</b>	<b>0</b>	<b>0</b>	<b>0</b>	<b>0</b>	<b>199,916</b>
	<b>SUB PROGRAM TOTAL</b>	<b>1,890,013</b>	<b>0</b>	<b>298,531</b>	<b>0</b>	<b>0</b>	<b>0</b>	<b>2,188,544</b>



**EXPENDITURE SUMMARY**  
**2019-2020 GENERAL OPERATING BUDGET**  
**UNIVERSITY OF NEBRASKA - LINCOLN**  
**EXCLUDING IANR AND NCTA**

SUBPROGRAM #/NAME 42 Student Services

ACCOUNT	DESCRIPTION	UNRESTRICTED	DESIGNATED AND/OR RESTRICTED					TOTAL
		STATE AND UNIVERSITY GENERATED	CASH	REVOLVING	FEDERAL	AUXILIARIES AND SERVICES	TRUST	
512100	Other Administrators	333,613	0	884,150	66,888	483,829	0	1,768,480
513000	Managerial/Professional	438,205	0	709,390	640,948	4,572,467	374,434	6,735,444
514000	Clerical/Technical/Service	414,157	0	128,104	57,663	3,327,062	31,200	3,958,186
515000	Other Academic	580	0	10,368	0	274,483	100,195	385,626
516000	Student Wages	17,332	0	1,655	0	2,078,190	1,000	2,098,177
517000	Supplemental Salaries & Wages	4,283	0	0	0	45,910	0	50,193
	<b>SUBTOTAL NONFACULTY</b>	<b>1,208,170</b>	<b>0</b>	<b>1,733,667</b>	<b>765,499</b>	<b>10,781,941</b>	<b>506,829</b>	<b>14,996,106</b>
	<b>SUBTOTAL SALARIES &amp; WAGES</b>	<b>1,208,170</b>	<b>0</b>	<b>1,733,667</b>	<b>765,499</b>	<b>10,781,941</b>	<b>506,829</b>	<b>14,996,106</b>
519100	Retirement Contribution	71,686	0	115,581	34,553	567,351	1,513	790,684
519200	FICA Contribution	72,534	0	117,994	43,112	699,142	2,386	935,168
519300	Health Insurance Contribution	206,115	0	257,199	97,263	1,816,349	2,579	2,379,505
519400	Life Insurance Contribution	1,047	0	1,651	601	9,859	35	13,193
519700	Unemployment Compensation	0	0	431	135	2,373	10	2,949
519800	Workers Compensation	0	0	8,964	4,976	65,448	379	79,767
	<b>SUBTOTAL BENEFITS</b>	<b>351,382</b>	<b>0</b>	<b>501,820</b>	<b>180,640</b>	<b>3,160,522</b>	<b>6,902</b>	<b>4,201,266</b>
	<b>TOTAL PERSONAL SERVICES</b>	<b>1,559,552</b>	<b>0</b>	<b>2,235,487</b>	<b>946,139</b>	<b>13,942,463</b>	<b>513,731</b>	<b>19,197,372</b>
521000	Operating Expense	-31,913	0	8,861	0	17,869,293	0	17,846,241
529000	Utilities	31,292	0	0	0	765,531	0	796,823
540000	Travel	2,675	0	0	0	146,775	0	149,450
550000	Capital Outlay	0	0	0	0	9,345	0	9,345
570000	Cost of Goods Sold	0	0	0	0	313,000	0	313,000
	<b>TOTAL NET OPERATING EXPENSES</b>	<b>2,054</b>	<b>0</b>	<b>8,861</b>	<b>0</b>	<b>19,103,944</b>	<b>0</b>	<b>19,114,859</b>
	<b>SUB PROGRAM TOTAL</b>	<b>1,561,606</b>	<b>0</b>	<b>2,244,348</b>	<b>946,139</b>	<b>33,046,407</b>	<b>513,731</b>	<b>38,312,231</b>

**EXPENDITURE SUMMARY**  
**2019-2020 GENERAL OPERATING BUDGET**  
**UNIVERSITY OF NEBRASKA - LINCOLN**  
**EXCLUDING IANR AND NCTA**

SUBPROGRAM #/NAME 43 Business and Finance

ACCOUNT	DESCRIPTION	UNRESTRICTED	DESIGNATED AND/OR RESTRICTED					TOTAL
		STATE AND UNIVERSITY GENERATED	CASH	REVOLVING	FEDERAL	AUXILIARIES AND SERVICES	TRUST	
512100	Other Administrators	856,299	0	0	0	187,294	0	1,043,593
513000	Managerial/Professional	6,428,344	0	127,833	0	1,630,540	0	8,186,717
514000	Clerical/Technical/Service	4,308,402	0	567,086	0	2,520,128	57,558	7,453,174
515000	Other Academic	16,952	0	0	0	0	0	16,952
516000	Student Wages	85,858	0	0	0	459,164	0	545,022
517000	Supplemental Salaries & Wages	116,418	0	53,623	0	24,616	0	194,657
	<b>SUBTOTAL NONFACULTY</b>	<b>11,812,273</b>	<b>0</b>	<b>748,542</b>	<b>0</b>	<b>4,821,742</b>	<b>57,558</b>	<b>17,440,115</b>
	<b>SUBTOTAL SALARIES &amp; WAGES</b>	<b>11,812,273</b>	<b>0</b>	<b>748,542</b>	<b>0</b>	<b>4,821,742</b>	<b>57,558</b>	<b>17,440,115</b>
519100	Retirement Contribution	727,257	0	41,306	0	286,817	0	1,055,380
519200	FICA Contribution	784,144	0	52,046	0	329,252	0	1,165,442
519300	Health Insurance Contribution	1,376,857	0	126,175	0	878,884	0	2,381,916
519400	Life Insurance Contribution	11,188	0	692	0	4,493	0	16,373
519700	Unemployment Compensation	0	0	184	0	1,105	0	1,289
519800	Workers Compensation	0	0	5,532	0	32,301	0	37,833
	<b>SUBTOTAL BENEFITS</b>	<b>2,899,446</b>	<b>0</b>	<b>225,935</b>	<b>0</b>	<b>1,532,852</b>	<b>0</b>	<b>4,658,233</b>
	<b>TOTAL PERSONAL SERVICES</b>	<b>14,711,719</b>	<b>0</b>	<b>974,477</b>	<b>0</b>	<b>6,354,594</b>	<b>57,558</b>	<b>22,098,348</b>
521000	Operating Expense	1,213,490	0	91,000	0	9,564,884	0	10,869,374
529000	Utilities	219,909	0	0	0	0	0	219,909
540000	Travel	31,891	0	0	0	129,061	0	160,952
550000	Capital Outlay	118,357	0	24,000	0	915,391	0	1,057,748
570000	Cost of Goods Sold	0	0	0	0	20,718,827	0	20,718,827
	<b>TOTAL NET OPERATING EXPENSES</b>	<b>1,583,647</b>	<b>0</b>	<b>115,000</b>	<b>0</b>	<b>31,328,163</b>	<b>0</b>	<b>33,026,810</b>
	<b>SUB PROGRAM TOTAL</b>	<b>16,295,366</b>	<b>0</b>	<b>1,089,477</b>	<b>0</b>	<b>37,682,757</b>	<b>57,558</b>	<b>55,125,158</b>

**EXPENDITURE SUMMARY**  
**2019-2020 GENERAL OPERATING BUDGET**  
**UNIVERSITY OF NEBRASKA - LINCOLN**  
**EXCLUDING IANR AND NCTA**

SUBPROGRAM #/NAME 44 General Expense

ACCOUNT	DESCRIPTION	UNRESTRICTED	DESIGNATED AND/OR RESTRICTED					TOTAL
		STATE AND UNIVERSITY GENERATED	CASH	REVOLVING	FEDERAL	AUXILIARIES AND SERVICES	TRUST	
511000	FACULTY							
	Professor	0	0	107,230	0	0	0	107,230
	<b>SUBTOTAL FACULTY</b>	<b>0</b>	<b>0</b>	<b>107,230</b>	<b>0</b>	<b>0</b>	<b>0</b>	<b>107,230</b>
512100	Other Administrators	548,970	0	0	0	0	0	548,970
513000	Managerial/Professional	1,789,074	0	371,595	0	181,528	0	2,342,197
514000	Clerical/Technical/Service	130,913	0	18,011	0	29,553	0	178,477
516000	Student Wages	0	0	15,000	0	2,626	0	17,626
517000	Supplemental Salaries & Wages	81,618	0	0	0	1,000	0	82,618
	<b>SUBTOTAL NONFACULTY</b>	<b>2,550,575</b>	<b>0</b>	<b>404,606</b>	<b>0</b>	<b>214,707</b>	<b>0</b>	<b>3,169,888</b>
	<b>SUBTOTAL SALARIES &amp; WAGES</b>	<b>2,550,575</b>	<b>0</b>	<b>511,836</b>	<b>0</b>	<b>214,707</b>	<b>0</b>	<b>3,277,118</b>
519100	Retirement Contribution	144,817	0	34,872	0	7,830	0	187,519
519200	FICA Contribution	167,765	0	31,883	0	14,625	0	214,273
519300	Health Insurance Contribution	297,555	0	59,343	0	22,582	0	379,480
519400	Life Insurance Contribution	2,325	0	441	0	202	0	2,968
519700	Unemployment Compensation	85,000	0	120	0	48	0	85,168
519800	Workers Compensation	647,201	0	2,316	0	1,180	0	650,697
	<b>SUBTOTAL BENEFITS</b>	<b>1,344,663</b>	<b>0</b>	<b>128,975</b>	<b>0</b>	<b>46,467</b>	<b>0</b>	<b>1,520,105</b>
	<b>TOTAL PERSONAL SERVICES</b>	<b>3,895,238</b>	<b>0</b>	<b>640,811</b>	<b>0</b>	<b>261,174</b>	<b>0</b>	<b>4,797,223</b>
521000	Operating Expense	3,164,417	0	4,232,000	0	33,672	0	7,430,089
540000	Travel	11,587	0	0	0	4,000	0	15,587
	<b>TOTAL NET OPERATING EXPENSES</b>	<b>3,176,004</b>	<b>0</b>	<b>4,232,000</b>	<b>0</b>	<b>37,672</b>	<b>0</b>	<b>7,445,676</b>
	<b>SUB PROGRAM TOTAL</b>	<b>7,071,242</b>	<b>0</b>	<b>4,872,811</b>	<b>0</b>	<b>298,846</b>	<b>0</b>	<b>12,242,899</b>



**EXPENDITURE SUMMARY**  
**2019-2020 GENERAL OPERATING BUDGET**  
**UNIVERSITY OF NEBRASKA - LINCOLN**  
**EXCLUDING IANR AND NCTA**

SUBPROGRAM #/NAME 74 Agency Funds

ACCOUNT	DESCRIPTION	UNRESTRICTED	DESIGNATED AND/OR RESTRICTED					TOTAL
		STATE AND UNIVERSITY GENERATED	CASH	REVOLVING	FEDERAL	AUXILIARIES AND SERVICES	TRUST	
513000	Managerial/Professional	0	0	0	0	0	475,934	475,934
514000	Clerical/Technical/Service	0	0	0	0	0	89,790	89,790
	<b>SUBTOTAL NONFACULTY</b>	<b>0</b>	<b>0</b>	<b>0</b>	<b>0</b>	<b>0</b>	<b>565,724</b>	<b>565,724</b>
	<b>SUBTOTAL SALARIES &amp; WAGES</b>	<b>0</b>	<b>0</b>	<b>0</b>	<b>0</b>	<b>0</b>	<b>565,724</b>	<b>565,724</b>
519100	Retirement Contribution	0	0	0	0	0	35,502	35,502
519200	FICA Contribution	0	0	0	0	0	40,723	40,723
519300	Health Insurance Contribution	0	0	0	0	0	93,801	93,801
519400	Life Insurance Contribution	0	0	0	0	0	606	606
519700	Unemployment Compensation	0	0	0	0	0	135	135
519800	Workers Compensation	0	0	0	0	0	2,703	2,703
	<b>SUBTOTAL BENEFITS</b>	<b>0</b>	<b>0</b>	<b>0</b>	<b>0</b>	<b>0</b>	<b>173,470</b>	<b>173,470</b>
	<b>TOTAL PERSONAL SERVICES</b>	<b>0</b>	<b>0</b>	<b>0</b>	<b>0</b>	<b>0</b>	<b>739,194</b>	<b>739,194</b>
	<b>SUB PROGRAM TOTAL</b>	<b>0</b>	<b>0</b>	<b>0</b>	<b>0</b>	<b>0</b>	<b>739,194</b>	<b>739,194</b>

**EXPENDITURE SUMMARY**  
**2019-2020 GENERAL OPERATING BUDGET**  
**UNIVERSITY OF NEBRASKA - LINCOLN**  
**EXCLUDING IANR AND NCTA**

SUBPROGRAM #/NAME 75 Student Housing

ACCOUNT	DESCRIPTION	UNRESTRICTED	DESIGNATED AND/OR RESTRICTED					TOTAL
		STATE AND UNIVERSITY GENERATED	CASH	REVOLVING	FEDERAL	AUXILIARIES AND SERVICES	TRUST	
512100	Other Administrators	0	0	0	0	158,710	0	158,710
513000	Managerial/Professional	0	0	0	0	5,463,788	0	5,463,788
514000	Clerical/Technical/Service	0	0	0	0	10,714,568	0	10,714,568
516000	Student Wages	0	0	0	0	4,053,717	0	4,053,717
517000	Supplemental Salaries & Wages	0	0	0	0	79,642	0	79,642
	<b>SUBTOTAL NONFACULTY</b>	<b>0</b>	<b>0</b>	<b>0</b>	<b>0</b>	<b>20,470,425</b>	<b>0</b>	<b>20,470,425</b>
	<b>SUBTOTAL SALARIES &amp; WAGES</b>	<b>0</b>	<b>0</b>	<b>0</b>	<b>0</b>	<b>20,470,425</b>	<b>0</b>	<b>20,470,425</b>
519100	Retirement Contribution	0	0	0	0	768,495	0	768,495
519200	FICA Contribution	0	0	0	0	1,000,081	0	1,000,081
519300	Health Insurance Contribution	0	0	0	0	3,057,056	0	3,057,056
519400	Life Insurance Contribution	0	0	0	0	13,896	0	13,896
519700	Unemployment Compensation	0	0	0	0	3,475	0	3,475
519800	Workers Compensation	0	0	0	0	137,048	0	137,048
	<b>SUBTOTAL BENEFITS</b>	<b>0</b>	<b>0</b>	<b>0</b>	<b>0</b>	<b>4,980,051</b>	<b>0</b>	<b>4,980,051</b>
	<b>TOTAL PERSONAL SERVICES</b>	<b>0</b>	<b>0</b>	<b>0</b>	<b>0</b>	<b>25,450,476</b>	<b>0</b>	<b>25,450,476</b>
521000	Operating Expense	0	0	0	0	20,553,637	0	20,553,637
540000	Travel	0	0	0	0	56,114	0	56,114
550000	Capital Outlay	0	0	0	0	100,500	0	100,500
570000	Cost of Goods Sold	0	0	0	0	501,648	0	501,648
	<b>TOTAL NET OPERATING EXPENSES</b>	<b>0</b>	<b>0</b>	<b>0</b>	<b>0</b>	<b>21,211,899</b>	<b>0</b>	<b>21,211,899</b>
	<b>SUB PROGRAM TOTAL</b>	<b>0</b>	<b>0</b>	<b>0</b>	<b>0</b>	<b>46,662,375</b>	<b>0</b>	<b>46,662,375</b>

**EXPENDITURE SUMMARY**  
**2019-2020 GENERAL OPERATING BUDGET**  
**UNIVERSITY OF NEBRASKA - LINCOLN**  
**EXCLUDING IANR AND NCTA**

SUBPROGRAM #/NAME 77 Intercollegiate Athletics

ACCOUNT	DESCRIPTION	UNRESTRICTED	DESIGNATED AND/OR RESTRICTED				TOTAL	
		STATE AND UNIVERSITY GENERATED	CASH	REVOLVING	FEDERAL	AUXILIARIES AND SERVICES		TRUST
	Assistant Professor	0	0	0	0	99,934	0	99,934
	Other	0	0	0	0	26,519	0	26,519
	<b>SUBTOTAL FACULTY</b>	<b>0</b>	<b>0</b>	<b>0</b>	<b>0</b>	<b>126,453</b>	<b>0</b>	<b>126,453</b>
512100	Other Administrators	0	0	0	0	20,789,991	0	20,789,991
513000	Managerial/Professional	0	0	0	0	21,127,882	0	21,127,882
514000	Clerical/Technical/Service	0	0	0	0	3,485,380	0	3,485,380
515000	Other Academic	0	0	0	0	186,058	0	186,058
516000	Student Wages	0	0	0	0	1,259,968	0	1,259,968
517000	Supplemental Salaries & Wages	0	0	0	0	671,636	0	671,636
	<b>SUBTOTAL NONFACULTY</b>	<b>0</b>	<b>0</b>	<b>0</b>	<b>0</b>	<b>47,520,915</b>	<b>0</b>	<b>47,520,915</b>
	<b>SUBTOTAL SALARIES &amp; WAGES</b>	<b>0</b>	<b>0</b>	<b>0</b>	<b>0</b>	<b>47,647,368</b>	<b>0</b>	<b>47,647,368</b>
519100	Retirement Contribution	0	0	0	0	1,980,809	0	1,980,809
519200	FICA Contribution	0	0	0	0	2,134,398	0	2,134,398
519300	Health Insurance Contribution	0	0	0	0	3,317,000	0	3,317,000
519400	Life Insurance Contribution	0	0	0	0	40,186	0	40,186
519700	Unemployment Compensation	0	0	0	0	26,636	0	26,636
519800	Workers Compensation	0	0	0	0	144,284	0	144,284
	<b>SUBTOTAL BENEFITS</b>	<b>0</b>	<b>0</b>	<b>0</b>	<b>0</b>	<b>7,643,313</b>	<b>0</b>	<b>7,643,313</b>
	<b>TOTAL PERSONAL SERVICES</b>	<b>0</b>	<b>0</b>	<b>0</b>	<b>0</b>	<b>55,290,681</b>	<b>0</b>	<b>55,290,681</b>
521000	Operating Expense	0	0	0	0	86,224,269	0	86,224,269
	<b>TOTAL NET OPERATING EXPENSES</b>	<b>0</b>	<b>0</b>	<b>0</b>	<b>0</b>	<b>86,224,269</b>	<b>0</b>	<b>86,224,269</b>
	<b>SUB PROGRAM TOTAL</b>	<b>0</b>	<b>0</b>	<b>0</b>	<b>0</b>	<b>141,514,950</b>	<b>0</b>	<b>141,514,950</b>

**EXPENDITURE SUMMARY**  
**2019-2020 GENERAL OPERATING BUDGET**  
**UNIVERSITY OF NEBRASKA - LINCOLN**  
**EXCLUDING IANR AND NCTA**

SUBPROGRAM #/NAME 79 Other Auxiliary Enterprises

ACCOUNT	DESCRIPTION	UNRESTRICTED	DESIGNATED AND/OR RESTRICTED					TOTAL
		STATE AND UNIVERSITY GENERATED	CASH	REVOLVING	FEDERAL	AUXILIARIES AND SERVICES	TRUST	
512100	Other Administrators	0	0	0	0	276,822	0	276,822
513000	Managerial/Professional	186,476	0	0	0	2,740,908	0	2,927,384
514000	Clerical/Technical/Service	146,825	0	0	0	1,116,208	0	1,263,033
516000	Student Wages	0	0	0	0	94,080	0	94,080
	<b>SUBTOTAL NONFACULTY</b>	<b>333,301</b>	<b>0</b>	<b>0</b>	<b>0</b>	<b>4,228,018</b>	<b>0</b>	<b>4,561,319</b>
	<b>SUBTOTAL SALARIES &amp; WAGES</b>	<b>333,301</b>	<b>0</b>	<b>0</b>	<b>0</b>	<b>4,228,018</b>	<b>0</b>	<b>4,561,319</b>
519100	Retirement Contribution	28,282	0	0	0	262,751	0	291,033
519200	FICA Contribution	25,463	0	0	0	294,872	0	320,335
519300	Health Insurance Contribution	104,124	0	0	0	632,682	0	736,806
519400	Life Insurance Contribution	405	0	0	0	4,201	0	4,606
519700	Unemployment Compensation	0	0	0	0	1,055	0	1,055
519800	Workers Compensation	0	0	0	0	32,065	0	32,065
	<b>SUBTOTAL BENEFITS</b>	<b>158,274</b>	<b>0</b>	<b>0</b>	<b>0</b>	<b>1,227,626</b>	<b>0</b>	<b>1,385,900</b>
	<b>TOTAL PERSONAL SERVICES</b>	<b>491,575</b>	<b>0</b>	<b>0</b>	<b>0</b>	<b>5,455,644</b>	<b>0</b>	<b>5,947,219</b>
521000	Operating Expense	25,000	0	0	0	4,141,321	0	4,166,321
540000	Travel	0	0	0	0	133,350	0	133,350
570000	Cost of Goods Sold	0	0	0	0	1,994,100	0	1,994,100
	<b>TOTAL NET OPERATING EXPENSES</b>	<b>25,000</b>	<b>0</b>	<b>0</b>	<b>0</b>	<b>6,268,771</b>	<b>0</b>	<b>6,293,771</b>
	<b>SUB PROGRAM TOTAL</b>	<b>516,575</b>	<b>0</b>	<b>0</b>	<b>0</b>	<b>11,724,415</b>	<b>0</b>	<b>12,240,990</b>



**EXPENDITURE SUMMARY**  
**2019-2020 GENERAL OPERATING BUDGET**  
**UNIVERSITY OF NEBRASKA - LINCOLN**  
**EXCLUDING IANR AND NCTA**

SUBPROGRAM #/NAME 98      Company Balance Sheets

ACCOUNT	DESCRIPTION	UNRESTRICTED	DESIGNATED AND/OR RESTRICTED					TOTAL
		STATE AND UNIVERSITY GENERATED	CASH	REVOLVING	FEDERAL	AUXILIARIES AND SERVICES	TRUST	
512100	Other Administrators	0	0	0	0	1,049,872	0	1,049,872
513000	Managerial/Professional	0	0	0	0	1,992,110	0	1,992,110
514000	Clerical/Technical/Service	0	0	0	0	236,170	0	236,170
	<b>SUBTOTAL NONFACULTY</b>	<b>0</b>	<b>0</b>	<b>0</b>	<b>0</b>	<b>3,278,152</b>	<b>0</b>	<b>3,278,152</b>
	<b>SUBTOTAL SALARIES &amp; WAGES</b>	<b>0</b>	<b>0</b>	<b>0</b>	<b>0</b>	<b>3,278,152</b>	<b>0</b>	<b>3,278,152</b>
519300	Health Insurance Contribution	0	0	0	0	448,776	0	448,776
519800	Workers Compensation	0	0	0	0	14,634	0	14,634
	<b>SUBTOTAL BENEFITS</b>	<b>0</b>	<b>0</b>	<b>0</b>	<b>0</b>	<b>463,410</b>	<b>0</b>	<b>463,410</b>
	<b>TOTAL PERSONAL SERVICES</b>	<b>0</b>	<b>0</b>	<b>0</b>	<b>0</b>	<b>3,741,562</b>	<b>0</b>	<b>3,741,562</b>
521000	Operating Expense	0	0	0	190,641,317	60,342,254	97,755,467	348,739,038
	<b>TOTAL NET OPERATING EXPENSES</b>	<b>0</b>	<b>0</b>	<b>0</b>	<b>190,641,317</b>	<b>60,342,254</b>	<b>97,755,467</b>	<b>348,739,038</b>
	<b>SUB PROGRAM TOTAL</b>	<b>0</b>	<b>0</b>	<b>0</b>	<b>190,641,317</b>	<b>64,083,816</b>	<b>97,755,467</b>	<b>352,480,600</b>

**EXPENDITURE SUMMARY**  
**2019-2020 GENERAL OPERATING BUDGET**  
**UNIVERSITY OF NEBRASKA - LINCOLN**  
**INSTITUTE OF AGRICULTURE AND NATURAL RESOURCES**

**CAMPUS TOTAL**

ACCOUNT	DESCRIPTION	UNRESTRICTED	DESIGNATED AND/OR RESTRICTED					TOTAL
		STATE AND UNIVERSITY GENERATED	CASH	REVOLVING	FEDERAL	AUXILIARIES AND SERVICES	TRUST	
511000	FACULTY							
	Professor	21,425,007	0	390,827	440,654	71,328	791,587	23,119,403
	Associate Professor	14,118,716	0	559,396	391,778	0	181,050	15,250,940
	Assistant Professor	10,956,879	0	1,060,248	573,291	0	659,538	13,249,956
	Other	13,974,671	0	11,953	1,722,818	-93,213	2,180,748	17,796,977
	<b>SUBTOTAL FACULTY</b>	<b>60,475,273</b>	<b>0</b>	<b>2,022,424</b>	<b>3,128,541</b>	<b>-21,885</b>	<b>3,812,923</b>	<b>69,417,276</b>
512100	Other Administrators	4,963,509	0	0	31,238	0	0	4,994,747
512000	Chairpersons	3,694,862	0	14,119	0	0	863,790	4,572,771
513000	Managerial/Professional	15,265,307	0	7,113,509	2,618,052	897,870	2,298,374	28,193,112
514000	Clerical/Technical/Service	5,211,806	0	2,154,028	3,765,013	179,978	464,257	11,775,082
515000	Other Academic	4,353,368	0	1,540,328	564,324	0	715,386	7,173,406
516000	Student Wages	971,892	0	372,935	0	45,950	0	1,390,777
517000	Supplemental Salaries & Wages	0	0	25,000	0	0	0	25,000
	<b>SUBTOTAL NONFACULTY</b>	<b>34,460,744</b>	<b>0</b>	<b>11,219,919</b>	<b>6,978,627</b>	<b>1,123,798</b>	<b>4,341,807</b>	<b>58,124,895</b>
	<b>SUBTOTAL SALARIES &amp; WAGES</b>	<b>94,936,017</b>	<b>0</b>	<b>13,242,343</b>	<b>10,107,168</b>	<b>1,101,913</b>	<b>8,154,730</b>	<b>127,542,171</b>
519100	Retirement Contribution	6,461,220	0	609,145	363,860	58,101	277,264	7,769,590
519200	FICA Contribution	5,707,039	0	847,511	586,213	58,101	399,579	7,598,443
519300	Health Insurance Contribution	10,917,548	0	2,184,986	1,415,003	134,726	823,628	15,475,891
519400	Life Insurance Contribution	86,475	0	13,250	10,107	842	8,157	118,831
519800	Workers Compensation	284,237	0	0	0	0	0	284,237
	<b>SUBTOTAL BENEFITS</b>	<b>23,456,519</b>	<b>0</b>	<b>3,654,892</b>	<b>2,375,183</b>	<b>251,770</b>	<b>1,508,628</b>	<b>31,246,992</b>
	<b>TOTAL PERSONAL SERVICES</b>	<b>118,392,536</b>	<b>0</b>	<b>16,897,235</b>	<b>12,482,351</b>	<b>1,353,683</b>	<b>9,663,358</b>	<b>158,789,163</b>
521000	Operating Expense	10,709,668	0	9,746,228	25,512,949	3,474,817	22,336,642	71,780,304
529000	Utilities	1,009,024	0	3,600	0	0	0	1,012,624
530000	Supplies & Materials	39,329	0	0	0	0	0	39,329
540000	Travel	761,091	0	468,811	4,700	81,500	0	1,316,102
550000	Capital Outlay	41,977	1,600,000	1,884,126	0	90,000	0	3,616,103
	<b>TOTAL NET OPERATING EXPENSES</b>	<b>12,561,089</b>	<b>1,600,000</b>	<b>12,102,765</b>	<b>25,517,649</b>	<b>3,646,317</b>	<b>22,336,642</b>	<b>77,764,462</b>
	<b>CAMPUS TOTAL</b>	<b>130,953,625</b>	<b>1,600,000</b>	<b>29,000,000</b>	<b>38,000,000</b>	<b>5,000,000</b>	<b>32,000,000</b>	<b>236,553,625</b>

**REVENUE SUMMARY**  
**2019-2020 GENERAL OPERATING BUDGET**  
**UNIVERSITY OF NEBRASKA - LINCOLN**  
**INSTITUTE OF AGRICULTURE AND NATURAL RESOURCES**

**CAMPUS TOTAL**

ACCOUNT	DESCRIPTION	UNRESTRICTED	DESIGNATED AND/OR RESTRICTED					TOTAL
		STATE AND UNIVERSITY GENERATED	CASH	REVOLVING	FEDERAL	AUXILIARIES AND SERVICES	TRUST	
410000	State Appropriation	99,266,700	0	0	0	0	0	99,266,700
<b>TOTAL STATE SUPPORT</b>		<b>99,266,700</b>	<b>0</b>	<b>0</b>	<b>0</b>	<b>0</b>	<b>0</b>	<b>99,266,700</b>
420000	Federal Appropriation	6,201,594	0	0	0	0	0	6,201,594
450000	Sales and Services	0	0	0	5,324,046	0	0	5,324,046
460000	Restricted Revenue	0	0	0	32,675,954	0	0	32,675,954
<b>TOTAL FEDERAL FUND</b>		<b>6,201,594</b>	<b>0</b>	<b>0</b>	<b>38,000,000</b>	<b>0</b>	<b>0</b>	<b>44,201,594</b>
450000	Sales and Services	0	0	49,487,558	0	5,400,252	0	54,887,810
459950	Sales & Services/Offset -	0	0	-20,487,558	0	-400,252	0	-20,887,810
<b>TOTAL REVOLVING FUND</b>		<b>0</b>	<b>0</b>	<b>29,000,000</b>	<b>0</b>	<b>5,000,000</b>	<b>0</b>	<b>34,000,000</b>
460000	Restricted Revenue	0	0	0	0	0	32,000,000	32,000,000
<b>TOTAL TRUST FUND</b>		<b>0</b>	<b>0</b>	<b>0</b>	<b>0</b>	<b>0</b>	<b>32,000,000</b>	<b>32,000,000</b>
441100	Undergraduate Resident	13,537,692	0	0	0	0	0	13,537,692
441110	Undergraduate Nonresident	15,284,000	0	0	0	0	0	15,284,000
441200	Graduate Resident	1,232,716	0	0	0	0	0	1,232,716
441210	Graduate Nonresident	7,636,447	0	0	0	0	0	7,636,447
<b>TOTAL GROSS TUITION</b>		<b>37,690,855</b>	<b>0</b>	<b>0</b>	<b>0</b>	<b>0</b>	<b>0</b>	<b>37,690,855</b>
441001	Tuition Adjustments	-527,883	0	0	0	0	0	-527,883
441990	Tuition Remissions	-11,209,019	0	0	0	0	0	-11,209,019
<b>TOTAL TUITION OFFSETS</b>		<b>-11,736,902</b>	<b>0</b>	<b>0</b>	<b>0</b>	<b>0</b>	<b>0</b>	<b>-11,736,902</b>
<b>SUBTOTAL NET TUITION (CASH)</b>		<b>25,953,953</b>	<b>0</b>	<b>0</b>	<b>0</b>	<b>0</b>	<b>0</b>	<b>25,953,953</b>
461900	Indirect Costs-Federal	0	1,600,000	0	0	0	0	1,600,000
833428	U-Wide Debt Svc & Admin S	-468,622	0	0	0	0	0	-468,622
<b>SUBTOTAL OTHER CASH</b>		<b>-468,622</b>	<b>1,600,000</b>	<b>0</b>	<b>0</b>	<b>0</b>	<b>0</b>	<b>1,131,378</b>
<b>TOTAL CASH FUND</b>		<b>25,485,331</b>	<b>1,600,000</b>	<b>0</b>	<b>0</b>	<b>0</b>	<b>0</b>	<b>27,085,331</b>
<b>TOTAL REVENUE</b>		<b>130,953,625</b>	<b>1,600,000</b>	<b>29,000,000</b>	<b>38,000,000</b>	<b>5,000,000</b>	<b>32,000,000</b>	<b>236,553,625</b>

8/7/19

12:14:44PM

**EXPENDITURE SUMMARY**  
**2019-2020 GENERAL OPERATING BUDGET**  
**UNIVERSITY OF NEBRASKA - LINCOLN**

**INSTITUTE OF AGRICULTURE AND NATURAL RESOURCES**

**SUBPROGRAM #/NAME 61 College of Ag Sciences and Natural Resources**

ACCOUNT	DESCRIPTION	UNRESTRICTED	DESIGNATED AND/OR RESTRICTED				TOTAL	
		STATE AND UNIVERSITY GENERATED	CASH	REVOLVING	FEDERAL	AUXILIARIES AND SERVICES		TRUST
<b>511000 FACULTY</b>								
	Professor	4,122,077	0	119,283	0	0	170,000	4,411,360
	Associate Professor	3,729,356	0	161,224	0	0	17,807	3,908,387
	Assistant Professor	2,245,213	0	347,240	0	0	47,139	2,639,592
	Other	86,445	0	32,948	0	0	0	119,393
	<b>SUBTOTAL FACULTY</b>	<b>10,183,091</b>	<b>0</b>	<b>660,695</b>	<b>0</b>	<b>0</b>	<b>234,946</b>	<b>11,078,732</b>
512100	Other Administrators	911,673	0	0	0	0	0	911,673
512000	Chairpersons	787,969	0	0	0	0	0	787,969
513000	Managerial/Professional	1,314,410	0	304,988	43,501	0	197,471	1,860,370
514000	Clerical/Technical/Service	510,364	0	25,616	0	0	0	535,980
515000	Other Academic	674,572	0	0	0	0	0	674,572
516000	Student Wages	175,294	0	9,758	0	0	0	185,052
	<b>SUBTOTAL NONFACULTY</b>	<b>4,374,282</b>	<b>0</b>	<b>340,362</b>	<b>43,501</b>	<b>0</b>	<b>197,471</b>	<b>4,955,616</b>
	<b>SUBTOTAL SALARIES &amp; WAGES</b>	<b>14,557,373</b>	<b>0</b>	<b>1,001,057</b>	<b>43,501</b>	<b>0</b>	<b>432,417</b>	<b>16,034,348</b>
519100	Retirement Contribution	1,019,352	0	46,050	1,566	0	14,702	1,081,670
519200	FICA Contribution	961,108	0	64,068	2,523	0	21,189	1,048,888
519300	Health Insurance Contribution	1,878,518	0	165,177	6,090	0	43,674	2,093,459
519400	Life Insurance Contribution	14,563	0	1,004	44	0	432	16,043
	<b>SUBTOTAL BENEFITS</b>	<b>3,873,541</b>	<b>0</b>	<b>276,299</b>	<b>10,223</b>	<b>0</b>	<b>79,997</b>	<b>4,240,060</b>
	<b>TOTAL PERSONAL SERVICES</b>	<b>18,430,914</b>	<b>0</b>	<b>1,277,356</b>	<b>53,724</b>	<b>0</b>	<b>512,414</b>	<b>20,274,408</b>
521000	Operating Expense	4,082,663	0	791,469	0	0	0	4,874,132
540000	Travel	34,674	0	5,500	0	0	0	40,174
550000	Capital Outlay	8,951	0	0	0	0	0	8,951
	<b>TOTAL NET OPERATING EXPENSES</b>	<b>4,126,288</b>	<b>0</b>	<b>796,969</b>	<b>0</b>	<b>0</b>	<b>0</b>	<b>4,923,257</b>
	<b>SUB PROGRAM TOTAL</b>	<b>22,557,202</b>	<b>0</b>	<b>2,074,325</b>	<b>53,724</b>	<b>0</b>	<b>512,414</b>	<b>25,197,665</b>

**EXPENDITURE SUMMARY**  
**2019-2020 GENERAL OPERATING BUDGET**  
**UNIVERSITY OF NEBRASKA - LINCOLN**  
**INSTITUTE OF AGRICULTURE AND NATURAL RESOURCES**

SUBPROGRAM #/NAME 62 Agriculture Research Division

ACCOUNT	DESCRIPTION	UNRESTRICTED	DESIGNATED AND/OR RESTRICTED					TOTAL
		STATE AND UNIVERSITY GENERATED	CASH	REVOLVING	FEDERAL	AUXILIARIES AND SERVICES	TRUST	
511000 FACULTY								
	Professor	9,747,019	0	151,970	148,298	0	331,087	10,378,374
	Associate Professor	5,664,393	0	299,677	86,720	0	47,382	6,098,172
	Assistant Professor	4,241,885	0	558,210	250,681	0	377,612	5,428,388
	Other	745,334	0	-20,995	0	0	47,840	772,179
	<b>SUBTOTAL FACULTY</b>	<b>20,398,631</b>	<b>0</b>	<b>988,862</b>	<b>485,699</b>	<b>0</b>	<b>803,921</b>	<b>22,677,113</b>
512100	Other Administrators	1,030,927	0	0	0	0	0	1,030,927
512000	Chairpersons	1,607,326	0	14,119	0	0	0	1,621,445
513000	Managerial/Professional	6,220,578	0	4,317,753	976,264	447,806	728,425	12,690,826
514000	Clerical/Technical/Service	2,767,922	0	1,820,879	3,601,399	151,803	300,083	8,642,086
515000	Other Academic	3,385,275	0	1,540,328	564,324	0	488,433	5,978,360
516000	Student Wages	647,644	0	321,902	0	7,000	0	976,546
517000	Supplemental Salaries & Wages	0	0	25,000	0	0	0	25,000
	<b>SUBTOTAL NONFACULTY</b>	<b>15,659,672</b>	<b>0</b>	<b>8,039,981</b>	<b>5,141,987</b>	<b>606,609</b>	<b>1,516,941</b>	<b>30,965,190</b>
	<b>SUBTOTAL SALARIES &amp; WAGES</b>	<b>36,058,303</b>	<b>0</b>	<b>9,028,843</b>	<b>5,627,686</b>	<b>606,609</b>	<b>2,320,862</b>	<b>53,642,303</b>
519100	Retirement Contribution	2,524,115	0	415,327	202,598	41,856	78,912	3,262,808
519200	FICA Contribution	2,379,874	0	577,846	326,402	41,856	113,720	3,439,698
519300	Health Insurance Contribution	4,651,562	0	1,489,758	787,877	97,057	234,408	7,260,662
519400	Life Insurance Contribution	36,060	0	9,033	5,627	607	2,324	53,651
	<b>SUBTOTAL BENEFITS</b>	<b>9,591,611</b>	<b>0</b>	<b>2,491,964</b>	<b>1,322,504</b>	<b>181,376</b>	<b>429,364</b>	<b>14,016,819</b>
	<b>TOTAL PERSONAL SERVICES</b>	<b>45,649,914</b>	<b>0</b>	<b>11,520,807</b>	<b>6,950,190</b>	<b>787,985</b>	<b>2,750,226</b>	<b>67,659,122</b>
521000	Operating Expense	2,748,368	0	18,887,864	0	2,961,787	0	24,598,019
529000	Utilities	0	0	3,600	0	0	0	3,600
530000	Supplies & Materials	37,235	0	0	0	0	0	37,235
540000	Travel	179,527	0	324,451	0	38,000	0	541,978
550000	Capital Outlay	0	0	1,749,800	0	80,000	0	1,829,800
	<b>TOTAL NET OPERATING EXPENSES</b>	<b>2,965,130</b>	<b>0</b>	<b>20,965,715</b>	<b>0</b>	<b>3,079,787</b>	<b>0</b>	<b>27,010,632</b>
	<b>SUB PROGRAM TOTAL</b>	<b>48,615,044</b>	<b>0</b>	<b>32,486,522</b>	<b>6,950,190</b>	<b>3,867,772</b>	<b>2,750,226</b>	<b>94,669,754</b>

**EXPENDITURE SUMMARY**  
**2019-2020 GENERAL OPERATING BUDGET**  
**UNIVERSITY OF NEBRASKA - LINCOLN**  
**INSTITUTE OF AGRICULTURE AND NATURAL RESOURCES**

SUBPROGRAM #/NAME 63 Cooperative Extension Service

ACCOUNT	DESCRIPTION	UNRESTRICTED	DESIGNATED AND/OR RESTRICTED					TOTAL
		STATE AND UNIVERSITY GENERATED	CASH	REVOLVING	FEDERAL	AUXILIARIES AND SERVICES	TRUST	
511000	FACULTY							
	Professor	7,041,137	0	119,574	167,035	0	147,864	7,475,610
	Associate Professor	4,641,872	0	98,495	305,058	0	115,861	5,161,286
	Assistant Professor	4,318,202	0	154,798	240,042	0	173,649	4,886,691
	Other	1,758,583	0	0	0	0	0	1,758,583
	<b>SUBTOTAL FACULTY</b>	<b>17,759,794</b>	<b>0</b>	<b>372,867</b>	<b>712,135</b>	<b>0</b>	<b>437,374</b>	<b>19,282,170</b>
512100	Other Administrators	1,478,048	0	0	31,238	0	0	1,509,286
512000	Chairpersons	1,299,567	0	0	0	0	44,490	1,344,057
513000	Managerial/Professional	2,266,129	0	1,991,481	518,059	210,959	836,952	5,823,580
514000	Clerical/Technical/Service	1,054,903	0	275,789	46,800	0	36,802	1,414,294
515000	Other Academic	251,409	0	0	0	0	0	251,409
516000	Student Wages	148,954	0	15,835	0	6,563	0	171,352
	<b>SUBTOTAL NONFACULTY</b>	<b>6,499,010</b>	<b>0</b>	<b>2,283,105</b>	<b>596,097</b>	<b>217,522</b>	<b>918,244</b>	<b>10,513,978</b>
	<b>SUBTOTAL SALARIES &amp; WAGES</b>	<b>24,258,804</b>	<b>0</b>	<b>2,655,972</b>	<b>1,308,232</b>	<b>217,522</b>	<b>1,355,618</b>	<b>29,796,148</b>
519100	Retirement Contribution	1,701,356	0	122,171	47,097	15,009	46,091	1,931,724
519200	FICA Contribution	1,604,131	0	169,982	75,878	15,009	66,425	1,931,425
519300	Health Insurance Contribution	3,135,346	0	438,234	183,152	34,804	136,917	3,928,453
519400	Life Insurance Contribution	24,306	0	2,657	1,308	218	1,355	29,844
	<b>SUBTOTAL BENEFITS</b>	<b>6,465,139</b>	<b>0</b>	<b>733,044</b>	<b>307,435</b>	<b>65,040</b>	<b>250,788</b>	<b>7,821,446</b>
	<b>TOTAL PERSONAL SERVICES</b>	<b>30,723,943</b>	<b>0</b>	<b>3,389,016</b>	<b>1,615,667</b>	<b>282,562</b>	<b>1,606,406</b>	<b>37,617,594</b>
521000	Operating Expense	1,309,842	0	5,154,660	0	232,611	0	6,697,113
530000	Supplies & Materials	2,094	0	0	0	0	0	2,094
540000	Travel	348,120	0	137,860	0	13,500	0	499,480
550000	Capital Outlay	0	0	25,000	0	10,000	0	35,000
	<b>TOTAL NET OPERATING EXPENSES</b>	<b>1,660,056</b>	<b>0</b>	<b>5,317,520</b>	<b>0</b>	<b>256,111</b>	<b>0</b>	<b>7,233,687</b>
	<b>SUB PROGRAM TOTAL</b>	<b>32,383,999</b>	<b>0</b>	<b>8,706,536</b>	<b>1,615,667</b>	<b>538,673</b>	<b>1,606,406</b>	<b>44,851,281</b>

EXPENDITURE SUMMARY  
 2019-2020 GENERAL OPERATING BUDGET  
 UNIVERSITY OF NEBRASKA - LINCOLN  
 INSTITUTE OF AGRICULTURE AND NATURAL RESOURCES

SUBPROGRAM #/NAME 64 NE Innovation Campus

ACCOUNT	DESCRIPTION	UNRESTRICTED	DESIGNATED AND/OR RESTRICTED					TOTAL
		STATE AND UNIVERSITY GENERATED	CASH	REVOLVING	FEDERAL	AUXILIARIES AND SERVICES	TRUST	
513000	Managerial/Professional	0	0	40,809	0	0	0	40,809
	<b>SUBTOTAL NONFACULTY</b>	<b>0</b>	<b>0</b>	<b>40,809</b>	<b>0</b>	<b>0</b>	<b>0</b>	<b>40,809</b>
	<b>SUBTOTAL SALARIES &amp; WAGES</b>	<b>0</b>	<b>0</b>	<b>40,809</b>	<b>0</b>	<b>0</b>	<b>0</b>	<b>40,809</b>
519100	Retirement Contribution	0	0	1,877	0	0	0	1,877
519200	FICA Contribution	0	0	2,612	0	0	0	2,612
519300	Health Insurance Contribution	0	0	6,733	0	0	0	6,733
519400	Life Insurance Contribution	0	0	41	0	0	0	41
	<b>SUBTOTAL BENEFITS</b>	<b>0</b>	<b>0</b>	<b>11,263</b>	<b>0</b>	<b>0</b>	<b>0</b>	<b>11,263</b>
	<b>TOTAL PERSONAL SERVICES</b>	<b>0</b>	<b>0</b>	<b>52,072</b>	<b>0</b>	<b>0</b>	<b>0</b>	<b>52,072</b>
	<b>TOTAL NET OPERATING EXPENSES</b>	<b>0</b>	<b>0</b>	<b>0</b>	<b>0</b>	<b>0</b>	<b>0</b>	<b>0</b>
	<b>SUB PROGRAM TOTAL</b>	<b>0</b>	<b>0</b>	<b>52,072</b>	<b>0</b>	<b>0</b>	<b>0</b>	<b>52,072</b>

**EXPENDITURE SUMMARY**  
**2019-2020 GENERAL OPERATING BUDGET**  
**UNIVERSITY OF NEBRASKA - LINCOLN**  
**INSTITUTE OF AGRICULTURE AND NATURAL RESOURCES**

SUBPROGRAM #/NAME 65 Nebraska Forest Service

ACCOUNT	DESCRIPTION	UNRESTRICTED	DESIGNATED AND/OR RESTRICTED					TOTAL
		STATE AND UNIVERSITY GENERATED	CASH	REVOLVING	FEDERAL	AUXILIARIES AND SERVICES	TRUST	
511000	FACULTY							
	Professor	484,774	0	0	125,321	0	32,636	642,731
	Associate Professor	83,095	0	0	0	0	0	83,095
	Assistant Professor	151,579	0	0	74,029	0	0	225,608
	<b>SUBTOTAL FACULTY</b>	<b>719,448</b>	<b>0</b>	<b>0</b>	<b>199,350</b>	<b>0</b>	<b>32,636</b>	<b>951,434</b>
512100	Other Administrators	129,121	0	0	0	0	0	129,121
513000	Managerial/Professional	368,759	0	0	689,033	0	20,373	1,078,165
514000	Clerical/Technical/Service	182,380	0	0	116,814	28,175	111,741	439,110
	<b>SUBTOTAL NONFACULTY</b>	<b>680,260</b>	<b>0</b>	<b>0</b>	<b>805,847</b>	<b>28,175</b>	<b>132,114</b>	<b>1,646,396</b>
	<b>SUBTOTAL SALARIES &amp; WAGES</b>	<b>1,399,708</b>	<b>0</b>	<b>0</b>	<b>1,005,197</b>	<b>28,175</b>	<b>164,750</b>	<b>2,597,830</b>
519100	Retirement Contribution	97,980	0	0	36,187	1,944	5,602	141,713
519200	FICA Contribution	92,380	0	0	58,302	1,944	8,073	160,699
519300	Health Insurance Contribution	180,561	0	0	140,728	4,508	16,639	342,436
519400	Life Insurance Contribution	1,400	0	0	1,005	28	165	2,598
	<b>SUBTOTAL BENEFITS</b>	<b>372,321</b>	<b>0</b>	<b>0</b>	<b>236,222</b>	<b>8,424</b>	<b>30,479</b>	<b>647,446</b>
	<b>TOTAL PERSONAL SERVICES</b>	<b>1,772,029</b>	<b>0</b>	<b>0</b>	<b>1,241,419</b>	<b>36,599</b>	<b>195,229</b>	<b>3,245,276</b>
521000	Operating Expense	1,209,566	0	129,957	0	82,154	0	1,421,677
540000	Travel	0	0	1,000	0	0	0	1,000
	<b>TOTAL NET OPERATING EXPENSES</b>	<b>1,209,566</b>	<b>0</b>	<b>130,957</b>	<b>0</b>	<b>82,154</b>	<b>0</b>	<b>1,422,677</b>
	<b>SUB PROGRAM TOTAL</b>	<b>2,981,595</b>	<b>0</b>	<b>130,957</b>	<b>1,241,419</b>	<b>118,753</b>	<b>195,229</b>	<b>4,667,953</b>



**EXPENDITURE SUMMARY**  
**2019-2020 GENERAL OPERATING BUDGET**  
**UNIVERSITY OF NEBRASKA - LINCOLN**  
**INSTITUTE OF AGRICULTURE AND NATURAL RESOURCES**

SUBPROGRAM #/NAME 66 Other IANR

ACCOUNT	DESCRIPTION	UNRESTRICTED	DESIGNATED AND/OR RESTRICTED					TOTAL
		STATE AND UNIVERSITY GENERATED	CASH	REVOLVING	FEDERAL	AUXILIARIES AND SERVICES	TRUST	
511000	FACULTY							
	Professor	30,000	0	0	0	71,328	65,000	166,328
	Other	11,276,417	0	0	0	-93,213	96,095	11,279,299
	<b>SUBTOTAL FACULTY</b>	<b>11,306,417</b>	<b>0</b>	<b>0</b>	<b>0</b>	<b>-21,885</b>	<b>161,095</b>	<b>11,445,627</b>
512100	Other Administrators	1,180,312	0	0	0	0	0	1,180,312
513000	Managerial/Professional	4,702,282	0	458,478	0	239,105	90,677	5,490,542
514000	Clerical/Technical/Service	696,237	0	31,744	0	0	15,631	743,612
516000	Student Wages	0	0	25,440	0	32,387	0	57,827
	<b>SUBTOTAL NONFACULTY</b>	<b>6,578,831</b>	<b>0</b>	<b>515,662</b>	<b>0</b>	<b>271,492</b>	<b>106,308</b>	<b>7,472,293</b>
	<b>SUBTOTAL SALARIES &amp; WAGES</b>	<b>17,885,248</b>	<b>0</b>	<b>515,662</b>	<b>0</b>	<b>249,607</b>	<b>267,403</b>	<b>18,917,920</b>
519100	Retirement Contribution	1,064,056	0	23,720	0	-708	9,092	1,096,160
519200	FICA Contribution	618,293	0	33,003	0	-708	13,103	663,691
519300	Health Insurance Contribution	971,382	0	85,084	0	-1,643	27,008	1,081,831
519400	Life Insurance Contribution	9,369	0	515	0	-11	268	10,141
519800	Workers Compensation	284,237	0	0	0	0	0	284,237
	<b>SUBTOTAL BENEFITS</b>	<b>2,947,337</b>	<b>0</b>	<b>142,322</b>	<b>0</b>	<b>-3,070</b>	<b>49,471</b>	<b>3,136,060</b>
	<b>TOTAL PERSONAL SERVICES</b>	<b>20,832,585</b>	<b>0</b>	<b>657,984</b>	<b>0</b>	<b>246,537</b>	<b>316,874</b>	<b>22,053,980</b>
521000	Operating Expense	1,011,939	0	-15,217,722	0	198,265	0	-14,007,518
529000	Utilities	1,009,024	0	0	0	0	0	1,009,024
540000	Travel	171,770	0	0	0	30,000	0	201,770
550000	Capital Outlay	9,726	1,600,000	109,326	0	0	0	1,719,052
	<b>TOTAL NET OPERATING EXPENSES</b>	<b>2,202,459</b>	<b>1,600,000</b>	<b>-15,108,396</b>	<b>0</b>	<b>228,265</b>	<b>0</b>	<b>-11,077,672</b>
	<b>SUB PROGRAM TOTAL</b>	<b>23,035,044</b>	<b>1,600,000</b>	<b>-14,450,412</b>	<b>0</b>	<b>474,802</b>	<b>316,874</b>	<b>10,976,308</b>

**EXPENDITURE SUMMARY**  
**2019-2020 GENERAL OPERATING BUDGET**  
**UNIVERSITY OF NEBRASKA - LINCOLN**  
**INSTITUTE OF AGRICULTURE AND NATURAL RESOURCES**

SUBPROGRAM #/NAME 68 IANR International Programs

ACCOUNT	DESCRIPTION	UNRESTRICTED	DESIGNATED AND/OR RESTRICTED					TOTAL
		STATE AND UNIVERSITY GENERATED	CASH	REVOLVING	FEDERAL	AUXILIARIES AND SERVICES	TRUST	
511000	FACULTY							
	Professor	0	0	0	0	0	45,000	45,000
	Assistant Professor	0	0	0	8,539	0	61,138	69,677
	Other	107,892	0	0	8,498	0	34,763	151,153
	<b>SUBTOTAL FACULTY</b>	<b>107,892</b>	<b>0</b>	<b>0</b>	<b>17,037</b>	<b>0</b>	<b>140,901</b>	<b>265,830</b>
512100	Other Administrators	233,428	0	0	0	0	0	233,428
512000	Chairpersons	0	0	0	0	0	819,300	819,300
513000	Managerial/Professional	393,149	0	0	391,195	0	424,476	1,208,820
515000	Other Academic	42,112	0	0	0	0	226,953	269,065
	<b>SUBTOTAL NONFACULTY</b>	<b>668,689</b>	<b>0</b>	<b>0</b>	<b>391,195</b>	<b>0</b>	<b>1,470,729</b>	<b>2,530,613</b>
	<b>SUBTOTAL SALARIES &amp; WAGES</b>	<b>776,581</b>	<b>0</b>	<b>0</b>	<b>408,232</b>	<b>0</b>	<b>1,611,630</b>	<b>2,796,443</b>
519100	Retirement Contribution	54,361	0	0	14,696	0	54,795	123,852
519200	FICA Contribution	51,253	0	0	23,677	0	78,969	153,899
519300	Health Insurance Contribution	100,179	0	0	57,152	0	162,775	320,106
519400	Life Insurance Contribution	777	0	0	408	0	1,611	2,796
	<b>SUBTOTAL BENEFITS</b>	<b>206,570</b>	<b>0</b>	<b>0</b>	<b>95,933</b>	<b>0</b>	<b>298,150</b>	<b>600,653</b>
	<b>TOTAL PERSONAL SERVICES</b>	<b>983,151</b>	<b>0</b>	<b>0</b>	<b>504,165</b>	<b>0</b>	<b>1,909,780</b>	<b>3,397,096</b>
521000	Operating Expense	347,290	0	0	0	0	0	347,290
540000	Travel	27,000	0	0	0	0	0	27,000
550000	Capital Outlay	23,300	0	0	0	0	0	23,300
	<b>TOTAL NET OPERATING EXPENSES</b>	<b>397,590</b>	<b>0</b>	<b>0</b>	<b>0</b>	<b>0</b>	<b>0</b>	<b>397,590</b>
	<b>SUB PROGRAM TOTAL</b>	<b>1,380,741</b>	<b>0</b>	<b>0</b>	<b>504,165</b>	<b>0</b>	<b>1,909,780</b>	<b>3,794,686</b>

**EXPENDITURE SUMMARY**  
**2019-2020 GENERAL OPERATING BUDGET**  
**UNIVERSITY OF NEBRASKA - LINCOLN**  
**INSTITUTE OF AGRICULTURE AND NATURAL RESOURCES**

SUBPROGRAM #/NAME 74 Agency Funds

ACCOUNT	DESCRIPTION	UNRESTRICTED	DESIGNATED AND/OR RESTRICTED					TOTAL
		STATE AND UNIVERSITY GENERATED	CASH	REVOLVING	FEDERAL	AUXILIARIES AND SERVICES	TRUST	
521000	Operating Expense	0	0	0	787,963	0	0	787,963
540000	Travel	0	0	0	4,700	0	0	4,700
	<b>TOTAL NET OPERATING EXPENSES</b>	<b>0</b>	<b>0</b>	<b>0</b>	<b>792,663</b>	<b>0</b>	<b>0</b>	<b>792,663</b>
	<b>SUB PROGRAM TOTAL</b>	<b>0</b>	<b>0</b>	<b>0</b>	<b>792,663</b>	<b>0</b>	<b>0</b>	<b>792,663</b>

EXPENDITURE SUMMARY  
 2019-2020 GENERAL OPERATING BUDGET  
 UNIVERSITY OF NEBRASKA - LINCOLN  
 INSTITUTE OF AGRICULTURE AND NATURAL RESOURCES

SUBPROGRAM #/NAME 98 Company Balance Sheets

ACCOUNT	DESCRIPTION	UNRESTRICTED	DESIGNATED AND/OR RESTRICTED					TOTAL
		STATE AND UNIVERSITY GENERATED	CASH	REVOLVING	FEDERAL	AUXILIARIES AND SERVICES	TRUST	
Other		0	0	0	1,714,320	0	2,002,050	3,716,370
	<b>SUBTOTAL FACULTY</b>	<b>0</b>	<b>0</b>	<b>0</b>	<b>1,714,320</b>	<b>0</b>	<b>2,002,050</b>	<b>3,716,370</b>
	<b>SUBTOTAL SALARIES &amp; WAGES</b>	<b>0</b>	<b>0</b>	<b>0</b>	<b>1,714,320</b>	<b>0</b>	<b>2,002,050</b>	<b>3,716,370</b>
519100	Retirement Contribution	0	0	0	61,716	0	68,070	129,786
519200	FICA Contribution	0	0	0	99,431	0	98,100	197,531
519300	Health Insurance Contribution	0	0	0	240,004	0	202,207	442,211
519400	Life Insurance Contribution	0	0	0	1,715	0	2,002	3,717
	<b>SUBTOTAL BENEFITS</b>	<b>0</b>	<b>0</b>	<b>0</b>	<b>402,866</b>	<b>0</b>	<b>370,379</b>	<b>773,245</b>
	<b>TOTAL PERSONAL SERVICES</b>	<b>0</b>	<b>0</b>	<b>0</b>	<b>2,117,186</b>	<b>0</b>	<b>2,372,429</b>	<b>4,489,615</b>
521000	Operating Expense	0	0	0	24,724,986	0	22,336,642	47,061,628
	<b>TOTAL NET OPERATING EXPENSES</b>	<b>0</b>	<b>0</b>	<b>0</b>	<b>24,724,986</b>	<b>0</b>	<b>22,336,642</b>	<b>47,061,628</b>
	<b>SUB PROGRAM TOTAL</b>	<b>0</b>	<b>0</b>	<b>0</b>	<b>26,842,172</b>	<b>0</b>	<b>24,709,071</b>	<b>51,551,243</b>

**EXPENDITURE SUMMARY**  
**2019-2020 GENERAL OPERATING BUDGET**  
**NEBRASKA COLLEGE OF TECHNICAL AGRICULTURE**

**CAMPUS TOTAL**

ACCOUNT	DESCRIPTION	UNRESTRICTED	DESIGNATED AND/OR RESTRICTED					TOTAL
		STATE AND UNIVERSITY GENERATED	CASH	REVOLVING	FEDERAL	AUXILIARIES AND SERVICES	TRUST	
511000	FACULTY							
	Professor	104,263	0	0	0	0	0	104,263
	Associate Professor	561,777	0	0	0	0	0	561,777
	Assistant Professor	391,659	0	0	0	0	0	391,659
	Other	483,163	0	0	0	0	0	483,163
	<b>SUBTOTAL FACULTY</b>	<b>1,540,862</b>	<b>0</b>	<b>0</b>	<b>0</b>	<b>0</b>	<b>0</b>	<b>1,540,862</b>
512100	Other Administrators	313,696	0	0	0	0	0	313,696
513000	Managerial/Professional	539,510	0	0	0	84,469	0	623,979
514000	Clerical/Technical/Service	282,753	0	0	0	246,228	0	528,981
516000	Student Wages	54,162	0	4,341	0	20,555	0	79,058
	<b>SUBTOTAL NONFACULTY</b>	<b>1,190,121</b>	<b>0</b>	<b>4,341</b>	<b>0</b>	<b>351,252</b>	<b>0</b>	<b>1,545,714</b>
	<b>SUBTOTAL SALARIES &amp; WAGES</b>	<b>2,730,983</b>	<b>0</b>	<b>4,341</b>	<b>0</b>	<b>351,252</b>	<b>0</b>	<b>3,086,576</b>
519100	Retirement Contribution	180,245	0	221	0	12,995	0	193,461
519200	FICA Contribution	206,035	0	243	0	25,291	0	231,569
519300	Health Insurance Contribution	383,858	0	161	0	68,845	0	452,864
519400	Life Insurance Contribution	2,731	0	4	0	351	0	3,086
519800	Workers Compensation	7,787	0	17	0	1,338	0	9,142
	<b>SUBTOTAL BENEFITS</b>	<b>780,656</b>	<b>0</b>	<b>646</b>	<b>0</b>	<b>108,820</b>	<b>0</b>	<b>890,122</b>
	<b>TOTAL PERSONAL SERVICES</b>	<b>3,511,639</b>	<b>0</b>	<b>4,987</b>	<b>0</b>	<b>460,072</b>	<b>0</b>	<b>3,976,698</b>
521000	Operating Expense	434,678	0	645,013	0	939,928	0	2,019,619
529000	Utilities	520,229	0	0	0	0	0	520,229
	<b>TOTAL NET OPERATING EXPENSES</b>	<b>954,907</b>	<b>0</b>	<b>645,013</b>	<b>0</b>	<b>939,928</b>	<b>0</b>	<b>2,539,848</b>
	<b>CAMPUS TOTAL</b>	<b>4,466,546</b>	<b>0</b>	<b>650,000</b>	<b>0</b>	<b>1,400,000</b>	<b>0</b>	<b>6,516,546</b>

**REVENUE SUMMARY**  
**2019-2020 GENERAL OPERATING BUDGET**  
**NEBRASKA COLLEGE OF TECHNICAL AGRICULTURE**

**CAMPUS TOTAL**

ACCOUNT	DESCRIPTION	UNRESTRICTED	DESIGNATED AND/OR RESTRICTED					TOTAL
		STATE AND UNIVERSITY GENERATED	CASH	REVOLVING	FEDERAL	AUXILIARIES AND SERVICES	TRUST	
410000	State Appropriation	3,456,541	0	0	0	0	0	3,456,541
	<b>TOTAL STATE SUPPORT</b>	<b>3,456,541</b>	<b>0</b>	<b>0</b>	<b>0</b>	<b>0</b>	<b>0</b>	<b>3,456,541</b>
	<b>TOTAL FEDERAL FUND</b>	<b>0</b>	<b>0</b>	<b>0</b>	<b>0</b>	<b>0</b>	<b>0</b>	<b>0</b>
450000	Sales and Services	0	0	650,000	0	1,400,000	0	2,050,000
	<b>TOTAL REVOLVING FUND</b>	<b>0</b>	<b>0</b>	<b>650,000</b>	<b>0</b>	<b>1,400,000</b>	<b>0</b>	<b>2,050,000</b>
	<b>TOTAL TRUST FUND</b>	<b>0</b>	<b>0</b>	<b>0</b>	<b>0</b>	<b>0</b>	<b>0</b>	<b>0</b>
441100	Undergraduate Resident	955,589	0	0	0	0	0	955,589
441110	Undergraduate Nonresident	317,790	0	0	0	0	0	317,790
	<b>TOTAL GROSS TUITION</b>	<b>1,273,379</b>	<b>0</b>	<b>0</b>	<b>0</b>	<b>0</b>	<b>0</b>	<b>1,273,379</b>
441001	Tuition Adjustments	-30,465	0	0	0	0	0	-30,465
441990	Tuition Remissions	-232,909	0	0	0	0	0	-232,909
	<b>TOTAL TUITION OFFSETS</b>	<b>-263,374</b>	<b>0</b>	<b>0</b>	<b>0</b>	<b>0</b>	<b>0</b>	<b>-263,374</b>
	<b>SUBTOTAL NET TUITION (CASH)</b>	<b>1,010,005</b>	<b>0</b>	<b>0</b>	<b>0</b>	<b>0</b>	<b>0</b>	<b>1,010,005</b>
	<b>SUBTOTAL OTHER CASH</b>	<b>0</b>	<b>0</b>	<b>0</b>	<b>0</b>	<b>0</b>	<b>0</b>	<b>0</b>
	<b>TOTAL CASH FUND</b>	<b>1,010,005</b>	<b>0</b>	<b>0</b>	<b>0</b>	<b>0</b>	<b>0</b>	<b>1,010,005</b>
	<b>TOTAL REVENUE</b>	<b>4,466,546</b>	<b>0</b>	<b>650,000</b>	<b>0</b>	<b>1,400,000</b>	<b>0</b>	<b>6,516,546</b>

8/7/19

12:15:12PM

**EXPENDITURE SUMMARY**  
**2019-2020 GENERAL OPERATING BUDGET**  
**NEBRASKA COLLEGE OF TECHNICAL AGRICULTURE**

SUBPROGRAM #/NAME 67 Nebraska College of Technical Agriculture

ACCOUNT	DESCRIPTION	UNRESTRICTED	DESIGNATED AND/OR RESTRICTED					TOTAL
		STATE AND UNIVERSITY GENERATED	CASH	REVOLVING	FEDERAL	AUXILIARIES AND SERVICES	TRUST	
511000	FACULTY							
	Professor	104,263	0	0	0	0	0	104,263
	Associate Professor	561,777	0	0	0	0	0	561,777
	Assistant Professor	391,659	0	0	0	0	0	391,659
	Other	483,163	0	0	0	0	0	483,163
	<b>SUBTOTAL FACULTY</b>	<b>1,540,862</b>	<b>0</b>	<b>0</b>	<b>0</b>	<b>0</b>	<b>0</b>	<b>1,540,862</b>
512100	Other Administrators	313,696	0	0	0	0	0	313,696
513000	Managerial/Professional	539,510	0	0	0	84,469	0	623,979
514000	Clerical/Technical/Service	282,753	0	0	0	246,228	0	528,981
516000	Student Wages	54,162	0	4,341	0	20,555	0	79,058
	<b>SUBTOTAL NONFACULTY</b>	<b>1,190,121</b>	<b>0</b>	<b>4,341</b>	<b>0</b>	<b>351,252</b>	<b>0</b>	<b>1,545,714</b>
	<b>SUBTOTAL SALARIES &amp; WAGES</b>	<b>2,730,983</b>	<b>0</b>	<b>4,341</b>	<b>0</b>	<b>351,252</b>	<b>0</b>	<b>3,086,576</b>
519100	Retirement Contribution	180,245	0	221	0	12,995	0	193,461
519200	FICA Contribution	206,035	0	243	0	25,291	0	231,569
519300	Health Insurance Contribution	383,858	0	161	0	68,845	0	452,864
519400	Life Insurance Contribution	2,731	0	4	0	351	0	3,086
519800	Workers Compensation	7,787	0	17	0	1,338	0	9,142
	<b>SUBTOTAL BENEFITS</b>	<b>780,656</b>	<b>0</b>	<b>646</b>	<b>0</b>	<b>108,820</b>	<b>0</b>	<b>890,122</b>
	<b>TOTAL PERSONAL SERVICES</b>	<b>3,511,639</b>	<b>0</b>	<b>4,987</b>	<b>0</b>	<b>460,072</b>	<b>0</b>	<b>3,976,698</b>
521000	Operating Expense	434,678	0	645,013	0	939,928	0	2,019,619
529000	Utilities	520,229	0	0	0	0	0	520,229
	<b>TOTAL NET OPERATING EXPENSES</b>	<b>954,907</b>	<b>0</b>	<b>645,013</b>	<b>0</b>	<b>939,928</b>	<b>0</b>	<b>2,539,848</b>
	<b>SUB PROGRAM TOTAL</b>	<b>4,466,546</b>	<b>0</b>	<b>650,000</b>	<b>0</b>	<b>1,400,000</b>	<b>0</b>	<b>6,516,546</b>

**EXPENDITURE SUMMARY**  
**2019-2020 GENERAL OPERATING BUDGET**  
**UNIVERSITY OF NEBRASKA MEDICAL CENTER**

**CAMPUS TOTAL**

ACCOUNT	DESCRIPTION	UNRESTRICTED	DESIGNATED AND/OR RESTRICTED					TOTAL
		STATE AND UNIVERSITY GENERATED	CASH	REVOLVING	FEDERAL	AUXILIARIES AND SERVICES	TRUST	
511000	FACULTY							
	Professor	22,904,346	354,069	0	6,280,371	1,057,706	14,963,853	45,560,345
	Associate Professor	18,410,319	487,518	0	2,911,716	339,149	15,151,985	37,300,687
	Assistant Professor	21,496,888	2,802,815	50,182	3,836,383	1,116,569	24,080,081	53,382,918
	Instructor	5,089,932	368,462	0	1,674,565	209,346	2,920,736	10,263,041
	Other	10,696,808	-188,475	0	491,844	140,000	1,008,887	12,149,064
	<b>SUBTOTAL FACULTY</b>	<b>78,598,293</b>	<b>3,824,389</b>	<b>50,182</b>	<b>15,194,879</b>	<b>2,862,770</b>	<b>58,125,542</b>	<b>158,656,055</b>
512100	Other Administrators	9,703,542	575,779	3,000	410,049	1,227,183	1,027,376	12,946,929
512000	Chairpersons	4,265,181	17,460	0	108,571	0	1,217,918	5,609,130
513000	Managerial/Professional	28,133,980	7,448,342	837,937	7,889,350	15,715,018	22,024,659	82,049,286
514000	Clerical/Technical/Service	19,530,006	5,612,721	479,103	1,173,559	8,046,429	9,755,480	44,597,298
515000	Other Academic	14,472,689	1,014,713	0	3,287,004	191,367	2,100,984	21,066,757
516000	Student Wages	86,963	0	0	0	0	12,480	99,443
517000	Supplemental Salaries & Wages	277,127	0	0	0	0	0	277,127
	<b>SUBTOTAL NONFACULTY</b>	<b>76,469,488</b>	<b>14,669,015</b>	<b>1,320,040</b>	<b>12,868,533</b>	<b>25,179,997</b>	<b>36,138,897</b>	<b>166,645,970</b>
	<b>SUBTOTAL SALARIES &amp; WAGES</b>	<b>155,067,781</b>	<b>18,493,404</b>	<b>1,370,222</b>	<b>28,063,412</b>	<b>28,042,767</b>	<b>94,264,439</b>	<b>325,302,025</b>
519100	Retirement Contribution	8,437,052	1,105,904	71,274	876,965	1,325,800	3,571,623	15,388,618
519200	FICA Contribution	8,024,872	1,158,022	83,355	1,357,882	1,546,765	4,511,538	16,682,434
519300	Health Insurance Contribution	19,492,857	1,993,531	192,077	2,348,002	3,314,485	8,459,119	35,800,071
519400	Life Insurance Contribution	368,585	16,988	1,208	28,293	27,616	94,028	536,718
519800	Workers Compensation	478,419	24,099	5,710	117,893	117,007	393,486	1,136,614
	<b>SUBTOTAL BENEFITS</b>	<b>36,801,785</b>	<b>4,298,544</b>	<b>353,624</b>	<b>4,729,035</b>	<b>6,331,673</b>	<b>17,029,794</b>	<b>69,544,455</b>
	<b>TOTAL PERSONAL SERVICES</b>	<b>191,869,566</b>	<b>22,791,948</b>	<b>1,723,846</b>	<b>32,792,447</b>	<b>34,374,440</b>	<b>111,294,233</b>	<b>394,846,480</b>
521000	Operating Expense	6,541,227	33,200,242	2,834,754	124,857,553	63,146,539	108,705,767	339,286,082
529000	Utilities	12,993,833	0	0	0	105,500	0	13,099,333
530000	Supplies & Materials	1,262,666	1,943,731	383,500	0	4,053,897	0	7,643,794
540000	Travel	210,617	15,594	57,900	0	863,286	0	1,147,397
550000	Capital Outlay	1,337,862	323,485	0	0	1,170,722	0	2,832,069
560000	Government Aid	230,550	0	0	550,000	382,956	0	1,163,506
570000	Cost of Goods Sold	0	0	0	0	3,902,660	0	3,902,660
	<b>TOTAL NET OPERATING EXPENSES</b>	<b>22,576,755</b>	<b>35,483,052</b>	<b>3,276,154</b>	<b>125,407,553</b>	<b>73,625,560</b>	<b>108,705,767</b>	<b>369,074,841</b>
	<b>CAMPUS TOTAL</b>	<b>214,446,321</b>	<b>58,275,000</b>	<b>5,000,000</b>	<b>158,200,000</b>	<b>108,000,000</b>	<b>220,000,000</b>	<b>763,921,321</b>



**REVENUE SUMMARY**  
**2019-2020 GENERAL OPERATING BUDGET**  
**UNIVERSITY OF NEBRASKA MEDICAL CENTER**

**CAMPUS TOTAL**

ACCOUNT	DESCRIPTION	UNRESTRICTED STATE AND UNIVERSITY GENERATED	DESIGNATED AND/OR RESTRICTED					TRUST	TOTAL
			CASH	REVOLVING	FEDERAL	AUXILIARIES AND SERVICES	8/7/19		
410000	State Appropriation	159,304,234	0	0	0	0	0	0	159,304,234
<b>TOTAL STATE SUPPORT</b>		<b>159,304,234</b>	<b>0</b>	<b>0</b>	<b>0</b>	<b>0</b>	<b>0</b>	<b>0</b>	<b>159,304,234</b>
460000	Restricted Revenue	0	0	0	158,200,000	0	0	0	158,200,000
<b>TOTAL FEDERAL FUND</b>		<b>0</b>	<b>0</b>	<b>0</b>	<b>158,200,000</b>	<b>0</b>	<b>0</b>	<b>0</b>	<b>158,200,000</b>
450000	Sales and Services	0	0	5,000,000	0	108,000,000	0	0	113,000,000
<b>TOTAL REVOLVING FUND</b>		<b>0</b>	<b>0</b>	<b>5,000,000</b>	<b>0</b>	<b>108,000,000</b>	<b>0</b>	<b>0</b>	<b>113,000,000</b>
460000	Restricted Revenue	0	0	0	0	0	220,000,000	220,000,000	220,000,000
<b>TOTAL TRUST FUND</b>		<b>0</b>	<b>0</b>	<b>0</b>	<b>0</b>	<b>0</b>	<b>220,000,000</b>	<b>220,000,000</b>	<b>220,000,000</b>
441100	Undergraduate Resident	8,044,145	0	0	0	0	0	0	8,044,145
441110	Undergraduate Nonresident	2,642,481	0	0	0	0	0	0	2,642,481
441200	Graduate Resident	5,120,847	0	0	0	0	0	0	5,120,847
441210	Graduate Nonresident	7,878,765	0	0	0	0	0	0	7,878,765
441300	Off-Campus Undergraduate	555,350	0	0	0	0	0	0	555,350
441600	Professional Resident	29,488,918	0	0	0	0	0	0	29,488,918
441610	Professional Nonresident	13,923,173	0	0	0	0	0	0	13,923,173
<b>TOTAL GROSS TUITION</b>		<b>67,653,679</b>	<b>0</b>	<b>0</b>	<b>0</b>	<b>0</b>	<b>0</b>	<b>0</b>	<b>67,653,679</b>
441001	Tuition Adjustments	-23,037	0	0	0	0	0	0	-23,037
441990	Tuition Remissions	-15,850,230	0	0	0	0	0	0	-15,850,230
<b>TOTAL TUITION OFFSETS</b>		<b>-15,873,267</b>	<b>0</b>	<b>0</b>	<b>0</b>	<b>0</b>	<b>0</b>	<b>0</b>	<b>-15,873,267</b>
<b>SUBTOTAL NET TUITION (CASH)</b>		<b>51,780,412</b>	<b>0</b>	<b>0</b>	<b>0</b>	<b>0</b>	<b>0</b>	<b>0</b>	<b>51,780,412</b>
442100	Institutional Student Fee	96,220	0	0	0	0	0	0	96,220
<b>SUBTOTAL STUDENT FEES</b>		<b>96,220</b>	<b>0</b>	<b>0</b>	<b>0</b>	<b>0</b>	<b>0</b>	<b>0</b>	<b>96,220</b>
430000	Invest Loan/Endowment	2,750,000	0	0	0	0	0	0	2,750,000
450000	Sales and Services	0	30,000,000	0	0	0	0	0	30,000,000
461900	Indirect Costs-Federal	1,825,000	28,275,000	0	0	0	0	0	30,100,000
833428	U-Wide Debt Svc & Admin S	-1,309,545	0	0	0	0	0	0	-1,309,545
<b>SUBTOTAL OTHER CASH</b>		<b>3,265,455</b>	<b>58,275,000</b>	<b>0</b>	<b>0</b>	<b>0</b>	<b>0</b>	<b>0</b>	<b>61,636,675</b>
<b>TOTAL CASH FUND</b>		<b>55,142,087</b>	<b>58,275,000</b>	<b>0</b>	<b>0</b>	<b>0</b>	<b>0</b>	<b>0</b>	<b>113,417,087</b>
<b>TOTAL REVENUE</b>		<b>214,446,321</b>	<b>58,275,000</b>	<b>5,000,000</b>	<b>158,200,000</b>	<b>108,000,000</b>	<b>220,000,000</b>		<b>763,921,321</b>

**EXPENDITURE SUMMARY**  
**2019-2020 GENERAL OPERATING BUDGET**  
**UNIVERSITY OF NEBRASKA MEDICAL CENTER**

SUBPROGRAM #/NAME 01 Academic Affairs

ACCOUNT	DESCRIPTION	UNRESTRICTED	DESIGNATED AND/OR RESTRICTED					TOTAL
		STATE AND UNIVERSITY GENERATED	CASH	REVOLVING	FEDERAL	AUXILIARIES AND SERVICES	TRUST	
511000	FACULTY							
	Professor	81,443	125,191	0	0	114,604	0	321,238
	Assistant Professor	128,938	0	0	0	0	0	128,938
	Instructor	0	0	0	0	82,044	0	82,044
	Other	-178,244	0	0	0	0	0	-178,244
	<b>SUBTOTAL FACULTY</b>	<b>32,137</b>	<b>125,191</b>	<b>0</b>	<b>0</b>	<b>196,648</b>	<b>0</b>	<b>353,976</b>
512100	Other Administrators	1,448,933	75,342	0	0	191,110	0	1,715,385
512000	Chairpersons	142,001	0	0	0	0	0	142,001
513000	Managerial/Professional	2,255,766	338,498	0	0	334,084	111,671	3,040,019
514000	Clerical/Technical/Service	386,469	34,754	0	0	113,505	22,996	557,724
517000	Supplemental Salaries & Wages	50,000	0	0	0	0	0	50,000
	<b>SUBTOTAL NONFACULTY</b>	<b>4,283,169</b>	<b>448,594</b>	<b>0</b>	<b>0</b>	<b>638,699</b>	<b>134,667</b>	<b>5,505,129</b>
	<b>SUBTOTAL SALARIES &amp; WAGES</b>	<b>4,315,306</b>	<b>573,785</b>	<b>0</b>	<b>0</b>	<b>835,347</b>	<b>134,667</b>	<b>5,859,105</b>
519100	Retirement Contribution	353,379	104,592	0	0	36,410	5,117	499,498
519200	FICA Contribution	377,736	101,374	0	0	42,478	6,464	528,052
519300	Health Insurance Contribution	585,630	188,266	0	0	91,025	12,121	877,042
519400	Life Insurance Contribution	3,664	1,609	0	0	758	135	6,166
519800	Workers Compensation	0	0	0	0	3,481	561	4,042
	<b>SUBTOTAL BENEFITS</b>	<b>1,320,409</b>	<b>395,841</b>	<b>0</b>	<b>0</b>	<b>174,152</b>	<b>24,398</b>	<b>1,914,800</b>
	<b>TOTAL PERSONAL SERVICES</b>	<b>5,635,715</b>	<b>969,626</b>	<b>0</b>	<b>0</b>	<b>1,009,499</b>	<b>159,065</b>	<b>7,773,905</b>
521000	Operating Expense	31,533	21,927	0	0	110,000	0	163,460
530000	Supplies & Materials	59,870	1,638	0	0	55,350	0	116,858
540000	Travel	2,092	3,328	0	0	60,075	0	65,495
	<b>TOTAL NET OPERATING EXPENSES</b>	<b>93,495</b>	<b>26,893</b>	<b>0</b>	<b>0</b>	<b>225,425</b>	<b>0</b>	<b>345,813</b>
	<b>SUB PROGRAM TOTAL</b>	<b>5,729,210</b>	<b>996,519</b>	<b>0</b>	<b>0</b>	<b>1,234,924</b>	<b>159,065</b>	<b>8,119,718</b>

**EXPENDITURE SUMMARY**  
**2019-2020 GENERAL OPERATING BUDGET**  
**UNIVERSITY OF NEBRASKA MEDICAL CENTER**

SUBPROGRAM #/NAME 04 College of Allied Health

ACCOUNT	DESCRIPTION	UNRESTRICTED	DESIGNATED AND/OR RESTRICTED					TOTAL
		STATE AND UNIVERSITY GENERATED	CASH	REVOLVING	FEDERAL	AUXILIARIES AND SERVICES	TRUST	
511000 FACULTY								
	Professor	295,695	77,929	0	0	0	0	373,624
	Associate Professor	1,101,248	109,862	0	30,428	123,071	43,108	1,407,717
	Assistant Professor	2,365,778	385,475	0	26,887	100,850	127,009	3,005,999
	Instructor	535,418	32,719	0	0	33,626	87,955	689,718
	Other	9,914	0	0	0	0	0	9,914
	<b>SUBTOTAL FACULTY</b>	<b>4,308,053</b>	<b>605,985</b>	<b>0</b>	<b>57,315</b>	<b>257,547</b>	<b>258,072</b>	<b>5,486,972</b>
512100	Other Administrators	402,059	457,575	0	0	11,828	1,099	872,561
512000	Chairpersons	19,068	17,460	0	0	0	10,275	46,803
513000	Managerial/Professional	766,833	149,982	0	75,969	179,753	30,440	1,202,977
514000	Clerical/Technical/Service	658,011	366,770	0	16,598	11,792	24,982	1,078,153
515000	Other Academic	100,661	0	0	0	0	0	100,661
	<b>SUBTOTAL NONFACULTY</b>	<b>1,946,632</b>	<b>991,787</b>	<b>0</b>	<b>92,567</b>	<b>203,373</b>	<b>66,796</b>	<b>3,301,155</b>
	<b>SUBTOTAL SALARIES &amp; WAGES</b>	<b>6,254,685</b>	<b>1,597,772</b>	<b>0</b>	<b>149,882</b>	<b>460,920</b>	<b>324,868</b>	<b>8,788,127</b>
519100	Retirement Contribution	342,377	97,219	0	4,646	22,124	12,344	478,710
519200	FICA Contribution	331,842	94,228	0	7,194	25,811	15,594	474,669
519300	Health Insurance Contribution	616,278	174,995	0	12,440	55,310	29,237	888,260
519400	Life Insurance Contribution	5,268	1,496	0	150	462	325	7,701
519800	Workers Compensation	0	0	0	625	1,920	1,353	3,898
	<b>SUBTOTAL BENEFITS</b>	<b>1,295,765</b>	<b>367,938</b>	<b>0</b>	<b>25,055</b>	<b>105,627</b>	<b>58,853</b>	<b>1,853,238</b>
	<b>TOTAL PERSONAL SERVICES</b>	<b>7,550,450</b>	<b>1,965,710</b>	<b>0</b>	<b>174,937</b>	<b>566,547</b>	<b>383,721</b>	<b>10,641,365</b>
521000	Operating Expense	22,894	0	0	0	464,500	0	487,394
530000	Supplies & Materials	0	0	0	0	155,349	0	155,349
540000	Travel	0	0	0	0	84,439	0	84,439
	<b>TOTAL NET OPERATING EXPENSES</b>	<b>22,894</b>	<b>0</b>	<b>0</b>	<b>0</b>	<b>704,288</b>	<b>0</b>	<b>727,182</b>
	<b>SUB PROGRAM TOTAL</b>	<b>7,573,344</b>	<b>1,965,710</b>	<b>0</b>	<b>174,937</b>	<b>1,270,835</b>	<b>383,721</b>	<b>11,368,547</b>

**EXPENDITURE SUMMARY**  
**2019-2020 GENERAL OPERATING BUDGET**  
**UNIVERSITY OF NEBRASKA MEDICAL CENTER**

SUBPROGRAM #/NAME 09 College of Dentistry

ACCOUNT	DESCRIPTION	UNRESTRICTED STATE AND UNIVERSITY GENERATED	DESIGNATED AND/OR RESTRICTED				TOTAL	
			CASH	REVOLVING	FEDERAL	AUXILIARIES AND SERVICES		TRUST
511000 FACULTY								
	Professor	3,293,836	0	0	38,242	90,450	76,315	3,498,843
	Associate Professor	2,307,341	0	0	56,945	39,653	0	2,403,939
	Assistant Professor	2,216,436	0	0	36,459	107,346	123,932	2,484,173
	Instructor	361,986	0	0	0	9,763	84,519	456,268
	Other	-117,446	0	0	0	0	0	-117,446
	<b>SUBTOTAL FACULTY</b>	<b>8,062,153</b>	<b>0</b>	<b>0</b>	<b>131,646</b>	<b>247,212</b>	<b>284,766</b>	<b>8,725,777</b>
512100	Other Administrators	689,726	0	0	0	92,000	109,659	891,385
512000	Chairpersons	418,266	0	0	0	0	0	418,266
513000	Managerial/Professional	356,809	0	0	0	38,075	306,915	701,799
514000	Clerical/Technical/Service	915,921	0	0	40,032	143,581	252,661	1,352,195
515000	Other Academic	37,355	0	0	0	0	0	37,355
	<b>SUBTOTAL NONFACULTY</b>	<b>2,418,077</b>	<b>0</b>	<b>0</b>	<b>40,032</b>	<b>273,656</b>	<b>669,235</b>	<b>3,401,000</b>
	<b>SUBTOTAL SALARIES &amp; WAGES</b>	<b>10,480,230</b>	<b>0</b>	<b>0</b>	<b>171,678</b>	<b>520,868</b>	<b>954,001</b>	<b>12,126,777</b>
519100	Retirement Contribution	537,443	0	0	5,322	25,001	36,252	604,018
519200	FICA Contribution	520,905	0	0	8,241	29,169	45,792	604,107
519300	Health Insurance Contribution	967,397	0	0	14,249	62,503	85,859	1,130,008
519400	Life Insurance Contribution	8,268	0	0	171	520	954	9,913
519800	Workers Compensation	0	0	0	715	2,172	3,976	6,863
	<b>SUBTOTAL BENEFITS</b>	<b>2,034,013</b>	<b>0</b>	<b>0</b>	<b>28,698</b>	<b>119,365</b>	<b>172,833</b>	<b>2,354,909</b>
	<b>TOTAL PERSONAL SERVICES</b>	<b>12,514,243</b>	<b>0</b>	<b>0</b>	<b>200,376</b>	<b>640,233</b>	<b>1,126,834</b>	<b>14,481,686</b>
521000	Operating Expense	136,046	0	0	0	56,500	0	192,546
530000	Supplies & Materials	81,528	0	0	0	923,500	0	1,005,028
540000	Travel	6,333	0	0	0	0	0	6,333
550000	Capital Outlay	2,055	0	0	0	0	0	2,055
	<b>TOTAL NET OPERATING EXPENSES</b>	<b>225,962</b>	<b>0</b>	<b>0</b>	<b>0</b>	<b>980,000</b>	<b>0</b>	<b>1,205,962</b>
	<b>SUB PROGRAM TOTAL</b>	<b>12,740,205</b>	<b>0</b>	<b>0</b>	<b>200,376</b>	<b>1,620,233</b>	<b>1,126,834</b>	<b>15,687,648</b>

**EXPENDITURE SUMMARY**  
**2019-2020 GENERAL OPERATING BUDGET**  
**UNIVERSITY OF NEBRASKA MEDICAL CENTER**

SUBPROGRAM #/NAME 12 Graduate College

ACCOUNT	DESCRIPTION	UNRESTRICTED STATE AND UNIVERSITY GENERATED	DESIGNATED AND/OR RESTRICTED					TOTAL
			CASH	REVOLVING	FEDERAL	AUXILIARIES AND SERVICES	TRUST	
511000 FACULTY								
	Professor	77,290	0	0	0	20,339	893	98,522
	Associate Professor	93,090	0	0	38,461	39,034	46,069	216,654
	Assistant Professor	33,427	0	0	34,054	0	221,825	289,306
	Instructor	0	0	0	58,939	0	0	58,939
	Other	-71,342	0	0	0	75,000	238,417	242,075
	<b>SUBTOTAL FACULTY</b>	<b>132,465</b>	<b>0</b>	<b>0</b>	<b>131,454</b>	<b>134,373</b>	<b>507,204</b>	<b>905,496</b>
512100	Other Administrators	270,000	0	0	10,327	71,604	42,466	394,397
513000	Managerial/Professional	308,392	0	0	343,970	1,759,985	70,529	2,482,876
514000	Clerical/Technical/Service	93,131	0	0	62,588	582,277	37,054	775,050
515000	Other Academic	846,506	0	0	0	0	95,358	941,864
	<b>SUBTOTAL NONFACULTY</b>	<b>1,518,029</b>	<b>0</b>	<b>0</b>	<b>416,885</b>	<b>2,413,866</b>	<b>245,407</b>	<b>4,594,187</b>
	<b>SUBTOTAL SALARIES &amp; WAGES</b>	<b>1,650,494</b>	<b>0</b>	<b>0</b>	<b>548,339</b>	<b>2,548,239</b>	<b>752,611</b>	<b>5,499,683</b>
519100	Retirement Contribution	50,707	0	0	16,999	126,974	28,598	223,278
519200	FICA Contribution	49,147	0	0	26,320	148,137	36,127	259,731
519300	Health Insurance Contribution	91,273	0	0	45,512	317,434	67,735	521,954
519400	Life Insurance Contribution	780	0	0	548	2,645	752	4,725
519800	Workers Compensation	0	0	0	2,285	10,763	3,136	16,184
	<b>SUBTOTAL BENEFITS</b>	<b>191,907</b>	<b>0</b>	<b>0</b>	<b>91,664</b>	<b>605,953</b>	<b>136,348</b>	<b>1,025,872</b>
	<b>TOTAL PERSONAL SERVICES</b>	<b>1,842,401</b>	<b>0</b>	<b>0</b>	<b>640,003</b>	<b>3,154,192</b>	<b>888,959</b>	<b>6,525,555</b>
521000	Operating Expense	40,869	0	0	0	3,851	0	44,720
530000	Supplies & Materials	4,159	0	0	0	0	0	4,159
540000	Travel	3,423	0	0	0	0	0	3,423
	<b>TOTAL NET OPERATING EXPENSES</b>	<b>48,451</b>	<b>0</b>	<b>0</b>	<b>0</b>	<b>3,851</b>	<b>0</b>	<b>52,302</b>
	<b>SUB PROGRAM TOTAL</b>	<b>1,890,852</b>	<b>0</b>	<b>0</b>	<b>640,003</b>	<b>3,158,043</b>	<b>888,959</b>	<b>6,577,857</b>

**EXPENDITURE SUMMARY**  
**2019-2020 GENERAL OPERATING BUDGET**  
**UNIVERSITY OF NEBRASKA MEDICAL CENTER**

SUBPROGRAM #/NAME 16      McGoogan Library of Medicine

ACCOUNT	DESCRIPTION	UNRESTRICTED	DESIGNATED AND/OR RESTRICTED					TOTAL
		STATE AND UNIVERSITY GENERATED	CASH	REVOLVING	FEDERAL	AUXILIARIES AND SERVICES	TRUST	
	Associate Professor	529,456	0	0	0	0	0	529,456
	Assistant Professor	496,850	0	0	0	0	0	496,850
	<b>SUBTOTAL FACULTY</b>	<b>1,026,306</b>	<b>0</b>	<b>0</b>	<b>0</b>	<b>0</b>	<b>0</b>	<b>1,026,306</b>
512100	Other Administrators	160,988	0	0	0	3,170	0	164,158
512000	Chairpersons	30,000	0	0	0	0	0	30,000
513000	Managerial/Professional	82,142	0	0	0	0	0	82,142
514000	Clerical/Technical/Service	389,105	0	0	0	110,723	0	499,828
516000	Student Wages	0	0	0	0	0	12,480	12,480
	<b>SUBTOTAL NONFACULTY</b>	<b>662,235</b>	<b>0</b>	<b>0</b>	<b>0</b>	<b>113,893</b>	<b>12,480</b>	<b>788,608</b>
	<b>SUBTOTAL SALARIES &amp; WAGES</b>	<b>1,688,541</b>	<b>0</b>	<b>0</b>	<b>0</b>	<b>113,893</b>	<b>12,480</b>	<b>1,814,914</b>
519100	Retirement Contribution	104,290	0	0	0	2,444	474	107,208
519200	FICA Contribution	101,082	0	0	0	2,852	599	104,533
519300	Health Insurance Contribution	187,723	0	0	0	6,111	1,123	194,957
519400	Life Insurance Contribution	1,605	0	0	0	51	12	1,668
519800	Workers Compensation	0	0	0	0	475	52	527
	<b>SUBTOTAL BENEFITS</b>	<b>394,700</b>	<b>0</b>	<b>0</b>	<b>0</b>	<b>11,933</b>	<b>2,260</b>	<b>408,893</b>
	<b>TOTAL PERSONAL SERVICES</b>	<b>2,083,241</b>	<b>0</b>	<b>0</b>	<b>0</b>	<b>125,826</b>	<b>14,740</b>	<b>2,223,807</b>
521000	Operating Expense	15,000	0	0	0	17,025	0	32,025
530000	Supplies & Materials	11,038	0	0	0	25	0	11,063
550000	Capital Outlay	712,964	0	0	0	1,092,953	0	1,805,917
	<b>TOTAL NET OPERATING EXPENSES</b>	<b>739,002</b>	<b>0</b>	<b>0</b>	<b>0</b>	<b>1,110,003</b>	<b>0</b>	<b>1,849,005</b>
	<b>SUB PROGRAM TOTAL</b>	<b>2,822,243</b>	<b>0</b>	<b>0</b>	<b>0</b>	<b>1,235,829</b>	<b>14,740</b>	<b>4,072,812</b>

**EXPENDITURE SUMMARY**  
**2019-2020 GENERAL OPERATING BUDGET**  
**UNIVERSITY OF NEBRASKA MEDICAL CENTER**

SUBPROGRAM #/NAME 18 College of Nursing

ACCOUNT	DESCRIPTION	UNRESTRICTED STATE AND UNIVERSITY GENERATED	DESIGNATED AND/OR RESTRICTED					TOTAL
			CASH	REVOLVING	FEDERAL	AUXILIARIES AND SERVICES	TRUST	
511000 FACULTY								
	Professor	2,758,332	0	0	161,353	0	86,195	3,005,880
	Associate Professor	2,203,935	0	0	81,006	0	0	2,284,941
	Assistant Professor	4,950,902	0	0	90,567	0	19,079	5,060,548
	Instructor	2,769,822	0	0	25,153	0	503,031	3,298,006
	Other	256,689	0	0	0	0	4,500	261,189
	<b>SUBTOTAL FACULTY</b>	<b>12,939,680</b>	<b>0</b>	<b>0</b>	<b>358,079</b>	<b>0</b>	<b>612,805</b>	<b>13,910,564</b>
512100	Other Administrators	373,610	0	0	0	0	10,000	383,610
513000	Managerial/Professional	2,097,969	0	0	231,899	369,264	181,818	2,880,950
514000	Clerical/Technical/Service	846,721	0	0	0	108,651	94,629	1,050,001
515000	Other Academic	7,230	0	0	0	0	3,440	10,670
516000	Student Wages	52,420	0	0	0	0	0	52,420
	<b>SUBTOTAL NONFACULTY</b>	<b>3,377,950</b>	<b>0</b>	<b>0</b>	<b>231,899</b>	<b>477,915</b>	<b>289,887</b>	<b>4,377,651</b>
	<b>SUBTOTAL SALARIES &amp; WAGES</b>	<b>16,317,630</b>	<b>0</b>	<b>0</b>	<b>589,978</b>	<b>477,915</b>	<b>902,692</b>	<b>18,288,215</b>
519100	Retirement Contribution	793,007	0	0	18,288	22,939	34,301	868,535
519200	FICA Contribution	768,608	0	0	28,320	26,763	43,329	867,020
519300	Health Insurance Contribution	1,427,415	0	0	48,969	57,350	81,242	1,614,976
519400	Life Insurance Contribution	12,201	0	0	590	477	904	14,172
519800	Workers Compensation	0	0	0	2,458	1,993	3,762	8,213
	<b>SUBTOTAL BENEFITS</b>	<b>3,001,231</b>	<b>0</b>	<b>0</b>	<b>98,625</b>	<b>109,522</b>	<b>163,538</b>	<b>3,372,916</b>
	<b>TOTAL PERSONAL SERVICES</b>	<b>19,318,861</b>	<b>0</b>	<b>0</b>	<b>688,603</b>	<b>587,437</b>	<b>1,066,230</b>	<b>21,661,131</b>
521000	Operating Expense	17,019	0	0	0	181,970	0	198,989
530000	Supplies & Materials	17,269	0	0	0	966,350	0	983,619
540000	Travel	6,122	0	0	0	54,600	0	60,722
	<b>TOTAL NET OPERATING EXPENSES</b>	<b>40,410</b>	<b>0</b>	<b>0</b>	<b>0</b>	<b>1,202,920</b>	<b>0</b>	<b>1,243,330</b>
	<b>SUB PROGRAM TOTAL</b>	<b>19,359,271</b>	<b>0</b>	<b>0</b>	<b>688,603</b>	<b>1,790,357</b>	<b>1,066,230</b>	<b>22,904,461</b>

**EXPENDITURE SUMMARY**  
**2019-2020 GENERAL OPERATING BUDGET**  
**UNIVERSITY OF NEBRASKA MEDICAL CENTER**

SUBPROGRAM #/NAME 19 Eppley Research Institute

ACCOUNT	DESCRIPTION	UNRESTRICTED	DESIGNATED AND/OR RESTRICTED					TOTAL
		STATE AND UNIVERSITY GENERATED	CASH	REVOLVING	FEDERAL	AUXILIARIES AND SERVICES	TRUST	
511000 FACULTY								
	Professor	953,219	0	0	1,070,351	0	3,679	2,027,249
	Associate Professor	318,465	0	0	204,432	0	0	522,897
	Assistant Professor	98,632	0	0	698,619	36,791	43,916	877,958
	Instructor	0	0	0	108,163	0	11,920	120,083
	Other	355,530	0	0	20,060	0	25,000	400,590
	<b>SUBTOTAL FACULTY</b>	<b>1,725,846</b>	<b>0</b>	<b>0</b>	<b>2,101,625</b>	<b>36,791</b>	<b>84,515</b>	<b>3,948,777</b>
512100	Other Administrators	214,950	0	0	96,150	0	120,887	431,987
512000	Chairpersons	5,000	0	0	0	0	0	5,000
513000	Managerial/Professional	591,490	0	0	1,399,242	0	208,692	2,199,424
514000	Clerical/Technical/Service	472,870	0	0	87,846	0	8,098	568,814
515000	Other Academic	0	0	0	646,501	19,071	190,716	856,288
516000	Student Wages	3	0	0	0	0	0	3
	<b>SUBTOTAL NONFACULTY</b>	<b>1,284,313</b>	<b>0</b>	<b>0</b>	<b>2,229,739</b>	<b>19,071</b>	<b>528,393</b>	<b>4,061,516</b>
	<b>SUBTOTAL SALARIES &amp; WAGES</b>	<b>3,010,159</b>	<b>0</b>	<b>0</b>	<b>4,331,364</b>	<b>55,862</b>	<b>612,908</b>	<b>8,010,293</b>
519100	Retirement Contribution	176,760	0	0	135,797	2,681	23,290	338,528
519200	FICA Contribution	171,323	0	0	210,267	3,128	29,420	414,138
519300	Health Insurance Contribution	318,168	0	0	363,583	6,704	55,163	743,618
519400	Life Insurance Contribution	2,721	0	0	4,383	56	617	7,777
519800	Workers Compensation	0	0	0	18,255	232	2,555	21,042
	<b>SUBTOTAL BENEFITS</b>	<b>668,972</b>	<b>0</b>	<b>0</b>	<b>732,285</b>	<b>12,801</b>	<b>111,045</b>	<b>1,525,103</b>
	<b>TOTAL PERSONAL SERVICES</b>	<b>3,679,131</b>	<b>0</b>	<b>0</b>	<b>5,063,649</b>	<b>68,663</b>	<b>723,953</b>	<b>9,535,396</b>
521000	Operating Expense	125,867	0	0	0	0	0	125,867
530000	Supplies & Materials	52,000	0	0	0	0	0	52,000
540000	Travel	5,201	0	0	0	0	0	5,201
	<b>TOTAL NET OPERATING EXPENSES</b>	<b>183,068</b>	<b>0</b>	<b>0</b>	<b>0</b>	<b>0</b>	<b>0</b>	<b>183,068</b>
	<b>SUB PROGRAM TOTAL</b>	<b>3,862,199</b>	<b>0</b>	<b>0</b>	<b>5,063,649</b>	<b>68,663</b>	<b>723,953</b>	<b>9,718,464</b>



**EXPENDITURE SUMMARY**  
**2019-2020 GENERAL OPERATING BUDGET**  
**UNIVERSITY OF NEBRASKA MEDICAL CENTER**

SUBPROGRAM #/NAME 20 College of Pharmacy

ACCOUNT	DESCRIPTION	UNRESTRICTED	DESIGNATED AND/OR RESTRICTED					TOTAL
		STATE AND UNIVERSITY GENERATED	CASH	REVOLVING	FEDERAL	AUXILIARIES AND SERVICES	TRUST	
511000 FACULTY								
	Professor	1,857,859	0	0	401,949	0	219,512	2,479,320
	Associate Professor	1,052,695	0	0	365,836	0	139,297	1,557,828
	Assistant Professor	799,269	0	0	263,220	235,620	81,583	1,379,692
	Instructor	486,586	0	0	151,277	0	85,668	723,531
	Other	-389,698	0	0	0	0	0	-389,698
	<b>SUBTOTAL FACULTY</b>	<b>3,806,711</b>	<b>0</b>	<b>0</b>	<b>1,182,282</b>	<b>235,620</b>	<b>526,060</b>	<b>5,750,673</b>
512100	Other Administrators	429,167	0	0	0	0	0	429,167
512000	Chairpersons	121,376	0	0	0	0	0	121,376
513000	Managerial/Professional	490,890	0	0	200,446	233,697	173,329	1,098,362
514000	Clerical/Technical/Service	385,419	0	0	44,580	33,219	14,309	477,527
515000	Other Academic	383,794	0	0	300,383	96,580	157,413	938,170
	<b>SUBTOTAL NONFACULTY</b>	<b>1,810,646</b>	<b>0</b>	<b>0</b>	<b>545,409</b>	<b>363,496</b>	<b>345,051</b>	<b>3,064,602</b>
	<b>SUBTOTAL SALARIES &amp; WAGES</b>	<b>5,617,357</b>	<b>0</b>	<b>0</b>	<b>1,727,691</b>	<b>599,116</b>	<b>871,111</b>	<b>8,815,275</b>
519100	Retirement Contribution	303,014	0	0	53,560	28,758	33,103	418,435
519200	FICA Contribution	293,693	0	0	82,924	33,550	41,814	451,981
519300	Health Insurance Contribution	545,427	0	0	143,399	71,894	78,399	839,119
519400	Life Insurance Contribution	4,662	0	0	1,728	599	871	7,860
519800	Workers Compensation	0	0	0	7,201	2,496	3,629	13,326
	<b>SUBTOTAL BENEFITS</b>	<b>1,146,796</b>	<b>0</b>	<b>0</b>	<b>288,812</b>	<b>137,297</b>	<b>157,816</b>	<b>1,730,721</b>
	<b>TOTAL PERSONAL SERVICES</b>	<b>6,764,153</b>	<b>0</b>	<b>0</b>	<b>2,016,503</b>	<b>736,413</b>	<b>1,028,927</b>	<b>10,545,996</b>
521000	Operating Expense	39,510	0	0	0	0	0	39,510
530000	Supplies & Materials	62,553	0	0	0	0	0	62,553
	<b>TOTAL NET OPERATING EXPENSES</b>	<b>102,063</b>	<b>0</b>	<b>0</b>	<b>0</b>	<b>0</b>	<b>0</b>	<b>102,063</b>
	<b>SUB PROGRAM TOTAL</b>	<b>6,866,216</b>	<b>0</b>	<b>0</b>	<b>2,016,503</b>	<b>736,413</b>	<b>1,028,927</b>	<b>10,648,059</b>

**EXPENDITURE SUMMARY**  
**2019-2020 GENERAL OPERATING BUDGET**  
**UNIVERSITY OF NEBRASKA MEDICAL CENTER**

SUBPROGRAM #/NAME 22 Other Instruction or Research

ACCOUNT	DESCRIPTION	UNRESTRICTED	DESIGNATED AND/OR RESTRICTED					TOTAL
		STATE AND UNIVERSITY GENERATED	CASH	REVOLVING	FEDERAL	AUXILIARIES AND SERVICES	TRUST	
	Other	1,670,771	0	0	0	0	0	1,670,771
	<b>SUBTOTAL FACULTY</b>	<b>1,670,771</b>	<b>0</b>	<b>0</b>	<b>0</b>	<b>0</b>	<b>0</b>	<b>1,670,771</b>
512100	Other Administrators	375,333	0	0	0	0	0	375,333
513000	Managerial/Professional	620,234	0	0	0	92,983	0	713,217
514000	Clerical/Technical/Service	244,981	0	0	0	0	0	244,981
517000	Supplemental Salaries & Wages	76,304	0	0	0	0	0	76,304
	<b>SUBTOTAL NONFACULTY</b>	<b>1,316,852</b>	<b>0</b>	<b>0</b>	<b>0</b>	<b>92,983</b>	<b>0</b>	<b>1,409,835</b>
	<b>SUBTOTAL SALARIES &amp; WAGES</b>	<b>2,987,623</b>	<b>0</b>	<b>0</b>	<b>0</b>	<b>92,983</b>	<b>0</b>	<b>3,080,606</b>
519100	Retirement Contribution	32,280	0	0	0	4,463	0	36,743
519200	FICA Contribution	40,694	0	0	0	5,207	0	45,901
519300	Health Insurance Contribution	154,945	0	0	0	11,158	0	166,103
519400	Life Insurance Contribution	-373	0	0	0	93	0	-280
519800	Workers Compensation	0	0	0	0	387	0	387
	<b>SUBTOTAL BENEFITS</b>	<b>227,546</b>	<b>0</b>	<b>0</b>	<b>0</b>	<b>21,308</b>	<b>0</b>	<b>248,854</b>
	<b>TOTAL PERSONAL SERVICES</b>	<b>3,215,169</b>	<b>0</b>	<b>0</b>	<b>0</b>	<b>114,291</b>	<b>0</b>	<b>3,329,460</b>
521000	Operating Expense	87,763	26,275,000	0	0	0	0	26,362,763
530000	Supplies & Materials	14,122	0	0	0	0	0	14,122
540000	Travel	61,937	0	0	0	0	0	61,937
550000	Capital Outlay	2,055	0	0	0	0	0	2,055
	<b>TOTAL NET OPERATING EXPENSES</b>	<b>165,877</b>	<b>26,275,000</b>	<b>0</b>	<b>0</b>	<b>0</b>	<b>0</b>	<b>26,440,877</b>
	<b>SUB PROGRAM TOTAL</b>	<b>3,381,046</b>	<b>26,275,000</b>	<b>0</b>	<b>0</b>	<b>114,291</b>	<b>0</b>	<b>29,770,337</b>



**EXPENDITURE SUMMARY**  
**2019-2020 GENERAL OPERATING BUDGET**  
**UNIVERSITY OF NEBRASKA MEDICAL CENTER**

SUBPROGRAM #/NAME 24 International Programs

ACCOUNT	DESCRIPTION	UNRESTRICTED	DESIGNATED AND/OR RESTRICTED					TOTAL
		STATE AND UNIVERSITY GENERATED	CASH	REVOLVING	FEDERAL	AUXILIARIES AND SERVICES	TRUST	
513000	Managerial/Professional	0	0	0	0	248,971	0	248,971
	<b>SUBTOTAL NONFACULTY</b>	<b>0</b>	<b>0</b>	<b>0</b>	<b>0</b>	<b>248,971</b>	<b>0</b>	<b>248,971</b>
	<b>SUBTOTAL SALARIES &amp; WAGES</b>	<b>0</b>	<b>0</b>	<b>0</b>	<b>0</b>	<b>248,971</b>	<b>0</b>	<b>248,971</b>
519100	Retirement Contribution	0	0	0	0	11,947	0	11,947
519200	FICA Contribution	0	0	0	0	13,938	0	13,938
519300	Health Insurance Contribution	0	0	0	0	29,867	0	29,867
519400	Life Insurance Contribution	0	0	0	0	249	0	249
519800	Workers Compensation	0	0	0	0	1,038	0	1,038
	<b>SUBTOTAL BENEFITS</b>	<b>0</b>	<b>0</b>	<b>0</b>	<b>0</b>	<b>57,039</b>	<b>0</b>	<b>57,039</b>
	<b>TOTAL PERSONAL SERVICES</b>	<b>0</b>	<b>0</b>	<b>0</b>	<b>0</b>	<b>306,010</b>	<b>0</b>	<b>306,010</b>
521000	Operating Expense	0	0	0	0	5,000	0	5,000
530000	Supplies & Materials	0	0	0	0	5,000	0	5,000
540000	Travel	0	0	0	0	6,000	0	6,000
	<b>TOTAL NET OPERATING EXPENSES</b>	<b>0</b>	<b>0</b>	<b>0</b>	<b>0</b>	<b>16,000</b>	<b>0</b>	<b>16,000</b>
	<b>SUB PROGRAM TOTAL</b>	<b>0</b>	<b>0</b>	<b>0</b>	<b>0</b>	<b>322,010</b>	<b>0</b>	<b>322,010</b>



**EXPENDITURE SUMMARY**  
**2019-2020 GENERAL OPERATING BUDGET**  
**UNIVERSITY OF NEBRASKA MEDICAL CENTER**

SUBPROGRAM #/NAME 26 Continuing Studies and Public Services

ACCOUNT	DESCRIPTION	UNRESTRICTED	DESIGNATED AND/OR RESTRICTED				TOTAL	
		STATE AND UNIVERSITY GENERATED	CASH	REVOLVING	FEDERAL	AUXILIARIES AND SERVICES		TRUST
	Assistant Professor	0	0	50,182	0	0	0	50,182
	<b>SUBTOTAL FACULTY</b>	<b>0</b>	<b>0</b>	<b>50,182</b>	<b>0</b>	<b>0</b>	<b>0</b>	<b>50,182</b>
512100	Other Administrators	0	0	3,000	0	0	0	3,000
513000	Managerial/Professional	0	0	837,937	0	0	0	837,937
514000	Clerical/Technical/Service	0	0	479,103	0	0	0	479,103
	<b>SUBTOTAL NONFACULTY</b>	<b>0</b>	<b>0</b>	<b>1,320,040</b>	<b>0</b>	<b>0</b>	<b>0</b>	<b>1,320,040</b>
	<b>SUBTOTAL SALARIES &amp; WAGES</b>	<b>0</b>	<b>0</b>	<b>1,370,222</b>	<b>0</b>	<b>0</b>	<b>0</b>	<b>1,370,222</b>
519100	Retirement Contribution	0	0	71,274	0	0	0	71,274
519200	FICA Contribution	0	0	83,355	0	0	0	83,355
519300	Health Insurance Contribution	0	0	192,077	0	0	0	192,077
519400	Life Insurance Contribution	0	0	1,208	0	0	0	1,208
519800	Workers Compensation	0	0	5,710	0	0	0	5,710
	<b>SUBTOTAL BENEFITS</b>	<b>0</b>	<b>0</b>	<b>353,624</b>	<b>0</b>	<b>0</b>	<b>0</b>	<b>353,624</b>
	<b>TOTAL PERSONAL SERVICES</b>	<b>0</b>	<b>0</b>	<b>1,723,846</b>	<b>0</b>	<b>0</b>	<b>0</b>	<b>1,723,846</b>
521000	Operating Expense	0	0	2,834,754	0	0	0	2,834,754
530000	Supplies & Materials	0	0	383,500	0	0	0	383,500
540000	Travel	0	0	57,900	0	0	0	57,900
	<b>TOTAL NET OPERATING EXPENSES</b>	<b>0</b>	<b>0</b>	<b>3,276,154</b>	<b>0</b>	<b>0</b>	<b>0</b>	<b>3,276,154</b>
	<b>SUB PROGRAM TOTAL</b>	<b>0</b>	<b>0</b>	<b>5,000,000</b>	<b>0</b>	<b>0</b>	<b>0</b>	<b>5,000,000</b>

**EXPENDITURE SUMMARY**  
**2019-2020 GENERAL OPERATING BUDGET**  
**UNIVERSITY OF NEBRASKA MEDICAL CENTER**

SUBPROGRAM #/NAME 29 Academic Computing Support

ACCOUNT	DESCRIPTION	UNRESTRICTED	DESIGNATED AND/OR RESTRICTED				TOTAL	
		STATE AND UNIVERSITY GENERATED	CASH	REVOLVING	FEDERAL	AUXILIARIES AND SERVICES		TRUST
	Assistant Professor	43,216	0	0	0	0	0	43,216
	<b>SUBTOTAL FACULTY</b>	<b>43,216</b>	<b>0</b>	<b>0</b>	<b>0</b>	<b>0</b>	<b>0</b>	<b>43,216</b>
512100	Other Administrators	75,735	0	0	0	0	0	75,735
513000	Managerial/Professional	1,175,408	0	0	0	1,417,384	0	2,592,792
514000	Clerical/Technical/Service	52,204	0	0	0	295,280	0	347,484
	<b>SUBTOTAL NONFACULTY</b>	<b>1,303,347</b>	<b>0</b>	<b>0</b>	<b>0</b>	<b>1,712,664</b>	<b>0</b>	<b>3,016,011</b>
	<b>SUBTOTAL SALARIES &amp; WAGES</b>	<b>1,346,563</b>	<b>0</b>	<b>0</b>	<b>0</b>	<b>1,712,664</b>	<b>0</b>	<b>3,059,227</b>
519100	Retirement Contribution	69,473	0	0	0	77,888	0	147,361
519200	FICA Contribution	67,335	0	0	0	90,870	0	158,205
519300	Health Insurance Contribution	125,051	0	0	0	194,719	0	319,770
519400	Life Insurance Contribution	1,069	0	0	0	1,621	0	2,690
519800	Workers Compensation	0	0	0	0	7,137	0	7,137
	<b>SUBTOTAL BENEFITS</b>	<b>262,928</b>	<b>0</b>	<b>0</b>	<b>0</b>	<b>372,235</b>	<b>0</b>	<b>635,163</b>
	<b>TOTAL PERSONAL SERVICES</b>	<b>1,609,491</b>	<b>0</b>	<b>0</b>	<b>0</b>	<b>2,084,899</b>	<b>0</b>	<b>3,694,390</b>
521000	Operating Expense	391,392	0	0	0	4,300,315	0	4,691,707
530000	Supplies & Materials	189,620	0	0	0	53,000	0	242,620
540000	Travel	25,000	0	0	0	50,000	0	75,000
570000	Cost of Goods Sold	0	0	0	0	743,000	0	743,000
	<b>TOTAL NET OPERATING EXPENSES</b>	<b>606,012</b>	<b>0</b>	<b>0</b>	<b>0</b>	<b>5,146,315</b>	<b>0</b>	<b>5,752,327</b>
	<b>SUB PROGRAM TOTAL</b>	<b>2,215,503</b>	<b>0</b>	<b>0</b>	<b>0</b>	<b>7,231,214</b>	<b>0</b>	<b>9,446,717</b>





EXPENDITURE SUMMARY  
 2019-2020 GENERAL OPERATING BUDGET  
 UNIVERSITY OF NEBRASKA MEDICAL CENTER

SUBPROGRAM #/NAME 32      Research Initiative

ACCOUNT	DESCRIPTION	UNRESTRICTED	DESIGNATED AND/OR RESTRICTED					TOTAL
		STATE AND UNIVERSITY GENERATED	CASH	REVOLVING	FEDERAL	AUXILIARIES AND SERVICES	TRUST	
	SUBTOTAL FACULTY	0	0	0	0	0	0	0
	SUBTOTAL NONFACULTY	0	0	0	0	0	0	0
	SUBTOTAL SALARIES & WAGES	0	0	0	0	0	0	0
	SUBTOTAL BENEFITS	0	0	0	0	0	0	0
	TOTAL PERSONAL SERVICES	0	0	0	0	0	0	0
	TOTAL NET OPERATING EXPENSES	0	0	0	0	0	0	0
	SUB PROGRAM TOTAL	0	0	0	0	0	0	0

**EXPENDITURE SUMMARY**  
**2019-2020 GENERAL OPERATING BUDGET**  
**UNIVERSITY OF NEBRASKA MEDICAL CENTER**

SUBPROGRAM #/NAME 33 Physical Plant Administration

ACCOUNT	DESCRIPTION	UNRESTRICTED	DESIGNATED AND/OR RESTRICTED					TOTAL
		STATE AND UNIVERSITY GENERATED	CASH	REVOLVING	FEDERAL	AUXILIARIES AND SERVICES	TRUST	
512100	Other Administrators	139,433	0	0	0	0	0	139,433
513000	Managerial/Professional	1,364,959	0	0	0	2,648,862	0	4,013,821
514000	Clerical/Technical/Service	3,573,644	0	0	0	2,449,406	0	6,023,050
516000	Student Wages	32,491	0	0	0	0	0	32,491
517000	Supplemental Salaries & Wages	103,879	0	0	0	0	0	103,879
	<b>SUBTOTAL NONFACULTY</b>	<b>5,214,406</b>	<b>0</b>	<b>0</b>	<b>0</b>	<b>5,098,268</b>	<b>0</b>	<b>10,312,674</b>
	<b>SUBTOTAL SALARIES &amp; WAGES</b>	<b>5,214,406</b>	<b>0</b>	<b>0</b>	<b>0</b>	<b>5,098,268</b>	<b>0</b>	<b>10,312,674</b>
519100	Retirement Contribution	238,438	0	0	0	239,073	0	477,511
519200	FICA Contribution	306,172	0	0	0	278,916	0	585,088
519300	Health Insurance Contribution	836,034	0	0	0	597,677	0	1,433,711
519400	Life Insurance Contribution	-1,962	0	0	0	4,980	0	3,018
519800	Workers Compensation	0	0	0	0	21,245	0	21,245
	<b>SUBTOTAL BENEFITS</b>	<b>1,378,682</b>	<b>0</b>	<b>0</b>	<b>0</b>	<b>1,141,891</b>	<b>0</b>	<b>2,520,573</b>
	<b>TOTAL PERSONAL SERVICES</b>	<b>6,593,088</b>	<b>0</b>	<b>0</b>	<b>0</b>	<b>6,240,159</b>	<b>0</b>	<b>12,833,247</b>
521000	Operating Expense	665,297	0	0	0	3,363,196	0	4,028,493
529000	Utilities	12,993,833	0	0	0	0	0	12,993,833
530000	Supplies & Materials	204,335	0	0	0	296,448	0	500,783
540000	Travel	10,568	0	0	0	37,472	0	48,040
550000	Capital Outlay	16,000	0	0	0	22,650	0	38,650
	<b>TOTAL NET OPERATING EXPENSES</b>	<b>13,890,033</b>	<b>0</b>	<b>0</b>	<b>0</b>	<b>3,719,766</b>	<b>0</b>	<b>17,609,799</b>
	<b>SUB PROGRAM TOTAL</b>	<b>20,483,121</b>	<b>0</b>	<b>0</b>	<b>0</b>	<b>9,959,925</b>	<b>0</b>	<b>30,443,046</b>



**EXPENDITURE SUMMARY**  
**2019-2020 GENERAL OPERATING BUDGET**  
**UNIVERSITY OF NEBRASKA MEDICAL CENTER**

SUBPROGRAM #/NAME 41 Executive Administration

ACCOUNT	DESCRIPTION	UNRESTRICTED	DESIGNATED AND/OR RESTRICTED					TOTAL
		STATE AND UNIVERSITY GENERATED	CASH	REVOLVING	FEDERAL	AUXILIARIES AND SERVICES	TRUST	
512100	Other Administrators	1,129,573	0	0	0	0	53,136	1,182,709
513000	Managerial/Professional	259,183	0	0	0	0	0	259,183
514000	Clerical/Technical/Service	96,001	0	0	0	0	0	96,001
	<b>SUBTOTAL NONFACULTY</b>	<b>1,484,757</b>	<b>0</b>	<b>0</b>	<b>0</b>	<b>0</b>	<b>53,136</b>	<b>1,537,893</b>
	<b>SUBTOTAL SALARIES &amp; WAGES</b>	<b>1,484,757</b>	<b>0</b>	<b>0</b>	<b>0</b>	<b>0</b>	<b>53,136</b>	<b>1,537,893</b>
519100	Retirement Contribution	94,891	0	0	0	0	2,019	96,910
519200	FICA Contribution	91,971	0	0	0	0	2,550	94,521
519300	Health Insurance Contribution	170,804	0	0	0	0	4,783	175,587
519400	Life Insurance Contribution	1,460	0	0	0	0	53	1,513
519800	Workers Compensation	0	0	0	0	0	221	221
	<b>SUBTOTAL BENEFITS</b>	<b>359,126</b>	<b>0</b>	<b>0</b>	<b>0</b>	<b>0</b>	<b>9,626</b>	<b>368,752</b>
	<b>TOTAL PERSONAL SERVICES</b>	<b>1,843,883</b>	<b>0</b>	<b>0</b>	<b>0</b>	<b>0</b>	<b>62,762</b>	<b>1,906,645</b>
521000	Operating Expense	158,534	0	0	0	0	0	158,534
530000	Supplies & Materials	13,469	0	0	0	0	0	13,469
540000	Travel	11,314	0	0	0	0	0	11,314
	<b>TOTAL NET OPERATING EXPENSES</b>	<b>183,317</b>	<b>0</b>	<b>0</b>	<b>0</b>	<b>0</b>	<b>0</b>	<b>183,317</b>
	<b>SUB PROGRAM TOTAL</b>	<b>2,027,200</b>	<b>0</b>	<b>0</b>	<b>0</b>	<b>0</b>	<b>62,762</b>	<b>2,089,962</b>

**EXPENDITURE SUMMARY**  
**2019-2020 GENERAL OPERATING BUDGET**  
**UNIVERSITY OF NEBRASKA MEDICAL CENTER**

SUBPROGRAM #/NAME 42 Student Services

ACCOUNT	DESCRIPTION	UNRESTRICTED	DESIGNATED AND/OR RESTRICTED				TOTAL	
		STATE AND UNIVERSITY GENERATED	CASH	REVOLVING	FEDERAL	AUXILIARIES AND SERVICES		TRUST
	Associate Professor	0	0	0	0	22,750	0	22,750
	<b>SUBTOTAL FACULTY</b>	<b>0</b>	<b>0</b>	<b>0</b>	<b>0</b>	<b>22,750</b>	<b>0</b>	<b>22,750</b>
513000	Managerial/Professional	728,509	0	0	0	25,035	0	753,544
514000	Clerical/Technical/Service	160,858	0	0	0	162,034	0	322,892
516000	Student Wages	2,000	0	0	0	0	0	2,000
	<b>SUBTOTAL NONFACULTY</b>	<b>891,367</b>	<b>0</b>	<b>0</b>	<b>0</b>	<b>187,069</b>	<b>0</b>	<b>1,078,436</b>
	<b>SUBTOTAL SALARIES &amp; WAGES</b>	<b>891,367</b>	<b>0</b>	<b>0</b>	<b>0</b>	<b>209,819</b>	<b>0</b>	<b>1,101,186</b>
519100	Retirement Contribution	51,769	0	0	0	10,071	0	61,840
519200	FICA Contribution	50,177	0	0	0	11,750	0	61,927
519300	Health Insurance Contribution	93,185	0	0	0	25,178	0	118,363
519400	Life Insurance Contribution	797	0	0	0	210	0	1,007
519800	Workers Compensation	0	0	0	0	874	0	874
	<b>SUBTOTAL BENEFITS</b>	<b>195,928</b>	<b>0</b>	<b>0</b>	<b>0</b>	<b>48,083</b>	<b>0</b>	<b>244,011</b>
	<b>TOTAL PERSONAL SERVICES</b>	<b>1,087,295</b>	<b>0</b>	<b>0</b>	<b>0</b>	<b>257,902</b>	<b>0</b>	<b>1,345,197</b>
521000	Operating Expense	118,771	0	0	0	432,000	0	550,771
530000	Supplies & Materials	9,061	0	0	0	123,125	0	132,186
540000	Travel	9,266	0	0	0	1,500	0	10,766
560000	Government Aid	0	0	0	550,000	0	0	550,000
	<b>TOTAL NET OPERATING EXPENSES</b>	<b>137,098</b>	<b>0</b>	<b>0</b>	<b>550,000</b>	<b>556,625</b>	<b>0</b>	<b>1,243,723</b>
	<b>SUB PROGRAM TOTAL</b>	<b>1,224,393</b>	<b>0</b>	<b>0</b>	<b>550,000</b>	<b>814,527</b>	<b>0</b>	<b>2,588,920</b>

**EXPENDITURE SUMMARY**  
**2019-2020 GENERAL OPERATING BUDGET**  
**UNIVERSITY OF NEBRASKA MEDICAL CENTER**

SUBPROGRAM #/NAME 43 Business and Finance

ACCOUNT	DESCRIPTION	UNRESTRICTED	DESIGNATED AND/OR RESTRICTED					TOTAL
		STATE AND UNIVERSITY GENERATED	CASH	REVOLVING	FEDERAL	AUXILIARIES AND SERVICES	TRUST	
511000 FACULTY								
	Professor	24,400	0	0	0	231,100	0	255,500
	Associate Professor	3,575	0	0	0	0	0	3,575
	Other	-27,975	0	0	0	0	0	-27,975
	<b>SUBTOTAL FACULTY</b>	<b>0</b>	<b>0</b>	<b>0</b>	<b>0</b>	<b>231,100</b>	<b>0</b>	<b>231,100</b>
512100	Other Administrators	1,009,930	0	0	0	240,952	0	1,250,882
513000	Managerial/Professional	7,690,150	254,251	0	0	2,046,352	0	9,990,753
514000	Clerical/Technical/Service	2,143,370	80,582	0	0	1,160,781	0	3,384,733
515000	Other Academic	137,622	0	0	0	0	0	137,622
517000	Supplemental Salaries & Wages	1,453	0	0	0	0	0	1,453
	<b>SUBTOTAL NONFACULTY</b>	<b>10,982,525</b>	<b>334,833</b>	<b>0</b>	<b>0</b>	<b>3,448,085</b>	<b>0</b>	<b>14,765,443</b>
	<b>SUBTOTAL SALARIES &amp; WAGES</b>	<b>10,982,525</b>	<b>334,833</b>	<b>0</b>	<b>0</b>	<b>3,679,185</b>	<b>0</b>	<b>14,996,543</b>
519100	Retirement Contribution	447,518	30,760	0	0	172,173	0	650,451
519200	FICA Contribution	446,706	29,814	0	0	200,866	0	677,386
519300	Health Insurance Contribution	857,209	55,369	0	0	430,430	0	1,343,008
519400	Life Insurance Contribution	5,907	473	0	0	3,586	0	9,966
519800	Workers Compensation	0	0	0	0	15,281	0	15,281
	<b>SUBTOTAL BENEFITS</b>	<b>1,757,340</b>	<b>116,416</b>	<b>0</b>	<b>0</b>	<b>822,336</b>	<b>0</b>	<b>2,696,092</b>
	<b>TOTAL PERSONAL SERVICES</b>	<b>12,739,865</b>	<b>451,249</b>	<b>0</b>	<b>0</b>	<b>4,501,521</b>	<b>0</b>	<b>17,692,635</b>
521000	Operating Expense	715,485	-1,418,834	0	0	3,441,808	0	2,738,459
529000	Utilities	0	0	0	0	105,500	0	105,500
530000	Supplies & Materials	503,736	3,090	0	0	607,381	0	1,114,207
540000	Travel	48,861	2,266	0	0	427,229	0	478,356
550000	Capital Outlay	4,258	0	0	0	18,000	0	22,258
570000	Cost of Goods Sold	0	0	0	0	2,860,256	0	2,860,256
	<b>TOTAL NET OPERATING EXPENSES</b>	<b>1,272,340</b>	<b>-1,413,478</b>	<b>0</b>	<b>0</b>	<b>7,460,174</b>	<b>0</b>	<b>7,319,036</b>
	<b>SUB PROGRAM TOTAL</b>	<b>14,012,205</b>	<b>-962,229</b>	<b>0</b>	<b>0</b>	<b>11,961,695</b>	<b>0</b>	<b>25,011,671</b>

**EXPENDITURE SUMMARY**  
**2019-2020 GENERAL OPERATING BUDGET**  
**UNIVERSITY OF NEBRASKA MEDICAL CENTER**

SUBPROGRAM #/NAME 44      General Expense

ACCOUNT	DESCRIPTION	UNRESTRICTED	DESIGNATED AND/OR RESTRICTED					TOTAL
		STATE AND UNIVERSITY GENERATED	CASH	REVOLVING	FEDERAL	AUXILIARIES AND SERVICES	TRUST	
513000	Managerial/Professional	892,012	0	0	0	261,221	147,140	1,300,373
514000	Clerical/Technical/Service	46,088	0	0	0	136,434	0	182,522
516000	Student Wages	49	0	0	0	0	0	49
	<b>SUBTOTAL NONFACULTY</b>	<b>938,149</b>	<b>0</b>	<b>0</b>	<b>0</b>	<b>397,655</b>	<b>147,140</b>	<b>1,482,944</b>
	<b>SUBTOTAL SALARIES &amp; WAGES</b>	<b>938,149</b>	<b>0</b>	<b>0</b>	<b>0</b>	<b>397,655</b>	<b>147,140</b>	<b>1,482,944</b>
519100	Retirement Contribution	69,301	0	0	0	19,088	5,591	93,980
519200	FICA Contribution	67,169	0	0	0	22,269	7,063	96,501
519300	Health Insurance Contribution	124,742	0	0	0	47,719	13,242	185,703
519400	Life Insurance Contribution	1,066	0	0	0	398	147	1,611
519800	Workers Compensation	478,419	0	0	0	1,657	614	480,690
	<b>SUBTOTAL BENEFITS</b>	<b>740,697</b>	<b>0</b>	<b>0</b>	<b>0</b>	<b>91,131</b>	<b>26,657</b>	<b>858,485</b>
	<b>TOTAL PERSONAL SERVICES</b>	<b>1,678,846</b>	<b>0</b>	<b>0</b>	<b>0</b>	<b>488,786</b>	<b>173,797</b>	<b>2,341,429</b>
521000	Operating Expense	1,955,528	0	0	0	290,565	0	2,246,093
530000	Supplies & Materials	5,000	0	0	0	35,415	0	40,415
540000	Travel	2,000	0	0	0	10,300	0	12,300
550000	Capital Outlay	530	0	0	0	0	0	530
	<b>TOTAL NET OPERATING EXPENSES</b>	<b>1,963,058</b>	<b>0</b>	<b>0</b>	<b>0</b>	<b>336,280</b>	<b>0</b>	<b>2,299,338</b>
	<b>SUB PROGRAM TOTAL</b>	<b>3,641,904</b>	<b>0</b>	<b>0</b>	<b>0</b>	<b>825,066</b>	<b>173,797</b>	<b>4,640,767</b>

**EXPENDITURE SUMMARY**  
**2019-2020 GENERAL OPERATING BUDGET**  
**UNIVERSITY OF NEBRASKA MEDICAL CENTER**

SUBPROGRAM #/NAME 51 College of Medicine

ACCOUNT	DESCRIPTION	UNRESTRICTED	DESIGNATED AND/OR RESTRICTED					TOTAL
		STATE AND UNIVERSITY GENERATED	CASH	REVOLVING	FEDERAL	AUXILIARIES AND SERVICES	TRUST	
511000 FACULTY								
	Professor	5,853,908	0	0	1,929,531	0	1,403,785	9,187,224
	Associate Professor	1,698,287	0	0	622,841	0	283,832	2,604,960
	Assistant Professor	1,186,833	0	0	1,343,582	43,122	754,813	3,328,350
	Instructor	59,901	0	0	816,661	38,959	372,988	1,288,509
	Other	3,526,813	0	0	279,938	0	62,623	3,869,374
	<b>SUBTOTAL FACULTY</b>	<b>12,325,742</b>	<b>0</b>	<b>0</b>	<b>4,992,553</b>	<b>82,081</b>	<b>2,878,041</b>	<b>20,278,417</b>
512100	Other Administrators	1,384,276	0	0	0	269,841	90,000	1,744,117
512000	Chairpersons	2,388,318	0	0	33,108	0	280,445	2,701,871
513000	Managerial/Professional	1,358,346	0	0	1,622,846	854,460	1,024,708	4,860,360
514000	Clerical/Technical/Service	1,451,781	0	0	148,257	989,418	305,734	2,895,190
515000	Other Academic	11,841,123	0	0	1,207,597	25,547	500,809	13,575,076
	<b>SUBTOTAL NONFACULTY</b>	<b>18,423,844</b>	<b>0</b>	<b>0</b>	<b>3,011,808</b>	<b>2,139,266</b>	<b>2,201,696</b>	<b>25,776,614</b>
	<b>SUBTOTAL SALARIES &amp; WAGES</b>	<b>30,749,586</b>	<b>0</b>	<b>0</b>	<b>8,004,361</b>	<b>2,221,347</b>	<b>5,079,737</b>	<b>46,055,031</b>
519100	Retirement Contribution	729,489	0	0	248,135	106,595	193,033	1,277,252
519200	FICA Contribution	1,550,445	0	0	384,215	124,363	243,827	2,302,850
519300	Health Insurance Contribution	2,991,535	0	0	664,367	266,488	457,178	4,379,568
519400	Life Insurance Contribution	11,223	0	0	8,003	2,222	5,083	26,531
519800	Workers Compensation	0	0	0	33,354	9,253	21,167	63,774
	<b>SUBTOTAL BENEFITS</b>	<b>5,282,692</b>	<b>0</b>	<b>0</b>	<b>1,338,074</b>	<b>508,921</b>	<b>920,288</b>	<b>8,049,975</b>
	<b>TOTAL PERSONAL SERVICES</b>	<b>36,032,278</b>	<b>0</b>	<b>0</b>	<b>9,342,435</b>	<b>2,730,268</b>	<b>6,000,025</b>	<b>54,105,006</b>
521000	Operating Expense	148,368	0	0	0	747,219	1,273,601	2,169,188
530000	Supplies & Materials	27,906	0	0	0	322,595	0	350,501
540000	Travel	0	0	0	0	29,558	0	29,558
550000	Capital Outlay	0	0	0	0	336	0	336
	<b>TOTAL NET OPERATING EXPENSES</b>	<b>176,274</b>	<b>0</b>	<b>0</b>	<b>0</b>	<b>1,099,708</b>	<b>1,273,601</b>	<b>2,549,583</b>
	<b>SUB PROGRAM TOTAL</b>	<b>36,208,552</b>	<b>0</b>	<b>0</b>	<b>9,342,435</b>	<b>3,829,976</b>	<b>7,273,626</b>	<b>56,654,589</b>



**EXPENDITURE SUMMARY**  
**2019-2020 GENERAL OPERATING BUDGET**  
**UNIVERSITY OF NEBRASKA MEDICAL CENTER**

SUBPROGRAM #/NAME 52 College of Medicine

ACCOUNT	DESCRIPTION	UNRESTRICTED	DESIGNATED AND/OR RESTRICTED					TOTAL
		STATE AND UNIVERSITY GENERATED	CASH	REVOLVING	FEDERAL	AUXILIARIES AND SERVICES	TRUST	
511000 FACULTY								
	Professor	2,156,317	0	0	1,100,804	0	1,193,387	4,450,508
	Associate Professor	2,936,957	0	0	474,170	0	924,114	4,335,241
	Assistant Professor	3,593,360	0	0	564,524	0	1,456,197	5,614,081
	Instructor	339,477	0	0	264,646	0	490,350	1,094,473
	Other	7,429	0	0	70,900	0	83,955	162,284
	<b>SUBTOTAL FACULTY</b>	<b>9,033,540</b>	<b>0</b>	<b>0</b>	<b>2,475,044</b>	<b>0</b>	<b>4,148,003</b>	<b>15,656,587</b>
512100	Other Administrators	44,614	0	0	34,329	0	0	78,943
512000	Chairpersons	333,015	0	0	7,916	0	29,615	370,546
513000	Managerial/Professional	1,709,817	0	0	1,630,288	142,971	4,521,301	8,004,377
514000	Clerical/Technical/Service	2,118,949	0	0	477,463	32,948	966,036	3,595,396
515000	Other Academic	82,679	0	0	499,406	0	293,549	875,634
	<b>SUBTOTAL NONFACULTY</b>	<b>4,289,074</b>	<b>0</b>	<b>0</b>	<b>2,649,402</b>	<b>175,919</b>	<b>5,810,501</b>	<b>12,924,896</b>
	<b>SUBTOTAL SALARIES &amp; WAGES</b>	<b>13,322,614</b>	<b>0</b>	<b>0</b>	<b>5,124,446</b>	<b>175,919</b>	<b>9,958,504</b>	<b>28,581,483</b>
519100	Retirement Contribution	744,146	0	0	158,858	8,444	378,422	1,289,870
519200	FICA Contribution	721,248	0	0	245,975	9,851	478,016	1,455,090
519300	Health Insurance Contribution	1,339,462	0	0	425,326	21,110	896,269	2,682,167
519400	Life Insurance Contribution	11,450	0	0	5,128	176	9,972	26,726
519800	Workers Compensation	0	0	0	21,359	733	41,505	63,597
	<b>SUBTOTAL BENEFITS</b>	<b>2,816,306</b>	<b>0</b>	<b>0</b>	<b>856,646</b>	<b>40,314</b>	<b>1,804,184</b>	<b>5,517,450</b>
	<b>TOTAL PERSONAL SERVICES</b>	<b>16,138,920</b>	<b>0</b>	<b>0</b>	<b>5,981,092</b>	<b>216,233</b>	<b>11,762,688</b>	<b>34,098,933</b>
	<b>SUB PROGRAM TOTAL</b>	<b>16,138,920</b>	<b>0</b>	<b>0</b>	<b>5,981,092</b>	<b>216,233</b>	<b>11,762,688</b>	<b>34,098,933</b>

**EXPENDITURE SUMMARY**  
**2019-2020 GENERAL OPERATING BUDGET**  
**UNIVERSITY OF NEBRASKA MEDICAL CENTER**

SUBPROGRAM #/NAME 53 College of Medicine

ACCOUNT	DESCRIPTION	UNRESTRICTED	DESIGNATED AND/OR RESTRICTED					TOTAL
		STATE AND UNIVERSITY GENERATED	CASH	REVOLVING	FEDERAL	AUXILIARIES AND SERVICES	TRUST	
511000 FACULTY								
	Professor	2,479,086	0	0	721,081	52,328	1,786,393	5,038,888
	Associate Professor	1,834,266	0	0	562,634	6,090	1,927,002	4,329,992
	Assistant Professor	3,398,825	0	0	342,414	91,413	4,091,065	7,923,717
	Instructor	186,362	0	0	239,848	0	107,058	533,268
	Other	124,863	0	0	119,832	65,000	405,016	714,711
	<b>SUBTOTAL FACULTY</b>	<b>8,023,402</b>	<b>0</b>	<b>0</b>	<b>1,985,809</b>	<b>214,831</b>	<b>8,316,534</b>	<b>18,540,576</b>
512100	Other Administrators	75,471	0	0	9,350	0	17,500	102,321
512000	Chairpersons	579,391	0	0	42,543	0	10,000	631,934
513000	Managerial/Professional	1,887,729	0	0	1,474,106	823,684	4,927,099	9,112,618
514000	Clerical/Technical/Service	1,242,489	0	0	118,196	155,485	2,409,956	3,926,126
515000	Other Academic	516,026	0	0	622,238	0	294,950	1,433,214
	<b>SUBTOTAL NONFACULTY</b>	<b>4,301,106</b>	<b>0</b>	<b>0</b>	<b>2,266,433</b>	<b>979,169</b>	<b>7,659,505</b>	<b>15,206,213</b>
	<b>SUBTOTAL SALARIES &amp; WAGES</b>	<b>12,324,508</b>	<b>0</b>	<b>0</b>	<b>4,252,242</b>	<b>1,194,000</b>	<b>15,976,039</b>	<b>33,746,789</b>
519100	Retirement Contribution	708,063	0	0	137,293	57,312	607,284	1,509,952
519200	FICA Contribution	696,364	0	0	212,579	66,866	767,091	1,742,900
519300	Health Insurance Contribution	1,260,066	0	0	367,591	143,280	1,438,301	3,209,238
519400	Life Insurance Contribution	10,386	0	0	4,429	1,196	15,992	32,003
519800	Workers Compensation	0	0	0	18,455	4,975	66,600	90,030
	<b>SUBTOTAL BENEFITS</b>	<b>2,674,879</b>	<b>0</b>	<b>0</b>	<b>740,347</b>	<b>273,629</b>	<b>2,895,268</b>	<b>6,584,123</b>
	<b>TOTAL PERSONAL SERVICES</b>	<b>14,999,387</b>	<b>0</b>	<b>0</b>	<b>4,992,589</b>	<b>1,467,629</b>	<b>18,871,307</b>	<b>40,330,912</b>
521000	Operating Expense	871,739	0	0	0	1,640,790	0	2,512,529
530000	Supplies & Materials	0	0	0	0	346,705	0	346,705
540000	Travel	12,500	0	0	0	60,807	0	73,307
550000	Capital Outlay	0	0	0	0	35,983	0	35,983
	<b>TOTAL NET OPERATING EXPENSES</b>	<b>884,239</b>	<b>0</b>	<b>0</b>	<b>0</b>	<b>2,084,285</b>	<b>0</b>	<b>2,968,524</b>
	<b>SUB PROGRAM TOTAL</b>	<b>15,883,626</b>	<b>0</b>	<b>0</b>	<b>4,992,589</b>	<b>3,551,914</b>	<b>18,871,307</b>	<b>43,299,436</b>

**EXPENDITURE SUMMARY**  
**2019-2020 GENERAL OPERATING BUDGET**  
**UNIVERSITY OF NEBRASKA MEDICAL CENTER**

SUBPROGRAM #/NAME 54 College of Public Health

ACCOUNT	DESCRIPTION	UNRESTRICTED	DESIGNATED AND/OR RESTRICTED					TOTAL
		STATE AND UNIVERSITY GENERATED	CASH	REVOLVING	FEDERAL	AUXILIARIES AND SERVICES	TRUST	
511000	FACULTY							
	Professor	1,924,723	0	0	259,517	0	494,743	2,678,983
	Associate Professor	1,554,987	0	0	221,434	0	968,633	2,745,054
	Assistant Professor	1,289,946	0	0	86,724	0	510,131	1,886,801
	Instructor	190,675	0	0	4,757	0	334,741	530,173
	<b>SUBTOTAL FACULTY</b>	<b>4,960,331</b>	<b>0</b>	<b>0</b>	<b>572,432</b>	<b>0</b>	<b>2,308,248</b>	<b>7,841,011</b>
512100	Other Administrators	844,597	0	0	0	0	53,430	898,027
512000	Chairpersons	228,746	0	0	0	0	5,000	233,746
513000	Managerial/Professional	1,753,739	0	0	283,825	107,010	1,083,292	3,227,866
514000	Clerical/Technical/Service	575,484	0	0	0	79,160	282,194	936,838
515000	Other Academic	120,000	0	0	0	0	82,709	202,709
	<b>SUBTOTAL NONFACULTY</b>	<b>3,522,566</b>	<b>0</b>	<b>0</b>	<b>283,825</b>	<b>186,170</b>	<b>1,506,625</b>	<b>5,499,186</b>
	<b>SUBTOTAL SALARIES &amp; WAGES</b>	<b>8,482,897</b>	<b>0</b>	<b>0</b>	<b>856,257</b>	<b>186,170</b>	<b>3,814,873</b>	<b>13,340,197</b>
519100	Retirement Contribution	452,283	0	0	26,544	8,936	133,210	620,973
519200	FICA Contribution	438,369	0	0	41,102	10,426	168,272	658,169
519300	Health Insurance Contribution	814,114	0	0	71,069	22,340	315,503	1,223,026
519400	Life Insurance Contribution	6,956	0	0	856	186	3,506	11,504
519800	Workers Compensation	0	0	0	3,569	836	15,925	20,330
	<b>SUBTOTAL BENEFITS</b>	<b>1,711,722</b>	<b>0</b>	<b>0</b>	<b>143,140</b>	<b>42,724</b>	<b>636,416</b>	<b>2,534,002</b>
	<b>TOTAL PERSONAL SERVICES</b>	<b>10,194,619</b>	<b>0</b>	<b>0</b>	<b>999,397</b>	<b>228,894</b>	<b>4,451,289</b>	<b>15,874,199</b>
521000	Operating Expense	121,026	0	0	0	165,279	0	286,305
530000	Supplies & Materials	7,000	0	0	0	0	0	7,000
540000	Travel	6,000	0	0	0	0	0	6,000
	<b>TOTAL NET OPERATING EXPENSES</b>	<b>134,026</b>	<b>0</b>	<b>0</b>	<b>0</b>	<b>165,279</b>	<b>0</b>	<b>299,305</b>
	<b>SUB PROGRAM TOTAL</b>	<b>10,328,645</b>	<b>0</b>	<b>0</b>	<b>999,397</b>	<b>394,173</b>	<b>4,451,289</b>	<b>16,173,504</b>

**EXPENDITURE SUMMARY**  
**2019-2020 GENERAL OPERATING BUDGET**  
**UNIVERSITY OF NEBRASKA MEDICAL CENTER**

SUBPROGRAM #/NAME 55      Munroe-Meyer Institute

ACCOUNT	DESCRIPTION	UNRESTRICTED	DESIGNATED AND/OR RESTRICTED					TOTAL
		STATE AND UNIVERSITY GENERATED	CASH	REVOLVING	FEDERAL	AUXILIARIES AND SERVICES	TRUST	
511000 FACULTY								
	Professor	0	150,949	0	597,543	531,443	631,925	1,911,860
	Associate Professor	0	282,595	0	253,529	108,551	454,448	1,099,123
	Assistant Professor	0	310,996	0	349,333	411,944	1,220,417	2,292,690
	Instructor	0	0	0	5,121	42,432	9,792	57,345
	Other	0	-188,475	0	1,114	0	0	-187,361
	<b>SUBTOTAL FACULTY</b>	<b>0</b>	<b>556,065</b>	<b>0</b>	<b>1,206,640</b>	<b>1,094,370</b>	<b>2,316,582</b>	<b>5,173,657</b>
512100	Other Administrators	0	20,000	0	259,893	30,807	28,776	339,476
512000	Chairpersons	0	0	0	25,004	0	0	25,004
513000	Managerial/Professional	0	3,597,423	0	626,759	2,938,824	3,422,608	10,585,614
514000	Clerical/Technical/Service	0	1,808,968	0	177,999	725,525	439,447	3,151,939
515000	Other Academic	0	0	0	10,879	50,169	133,812	194,860
	<b>SUBTOTAL NONFACULTY</b>	<b>0</b>	<b>5,426,391</b>	<b>0</b>	<b>1,100,534</b>	<b>3,745,325</b>	<b>4,024,643</b>	<b>14,296,893</b>
	<b>SUBTOTAL SALARIES &amp; WAGES</b>	<b>0</b>	<b>5,982,456</b>	<b>0</b>	<b>2,307,174</b>	<b>4,839,695</b>	<b>6,341,225</b>	<b>19,470,550</b>
519100	Retirement Contribution	0	375,809	0	71,523	228,557	242,102	917,991
519200	FICA Contribution	0	364,245	0	110,745	266,647	305,815	1,047,452
519300	Health Insurance Contribution	0	682,237	0	191,497	571,386	573,402	2,018,522
519400	Life Insurance Contribution	0	5,781	0	2,307	4,757	6,369	19,214
519800	Workers Compensation	0	0	0	9,617	20,169	27,029	56,815
	<b>SUBTOTAL BENEFITS</b>	<b>0</b>	<b>1,428,072</b>	<b>0</b>	<b>385,689</b>	<b>1,091,516</b>	<b>1,154,717</b>	<b>4,059,994</b>
	<b>TOTAL PERSONAL SERVICES</b>	<b>0</b>	<b>7,410,528</b>	<b>0</b>	<b>2,692,863</b>	<b>5,931,211</b>	<b>7,495,942</b>	<b>23,530,544</b>
521000	Operating Expense	0	1,355,613	0	0	535,664	0	1,891,277
530000	Supplies & Materials	0	498,859	0	0	47,038	0	545,897
540000	Travel	0	10,000	0	0	39,828	0	49,828
550000	Capital Outlay	0	125,000	0	0	0	0	125,000
	<b>TOTAL NET OPERATING EXPENSES</b>	<b>0</b>	<b>1,989,472</b>	<b>0</b>	<b>0</b>	<b>622,530</b>	<b>0</b>	<b>2,612,002</b>
	<b>SUB PROGRAM TOTAL</b>	<b>0</b>	<b>9,400,000</b>	<b>0</b>	<b>2,692,863</b>	<b>6,553,741</b>	<b>7,495,942</b>	<b>26,142,546</b>

**EXPENDITURE SUMMARY**  
**2019-2020 GENERAL OPERATING BUDGET**  
**UNIVERSITY OF NEBRASKA MEDICAL CENTER**

SUBPROGRAM #/NAME 56 Dental Clinic

ACCOUNT	DESCRIPTION	UNRESTRICTED	DESIGNATED AND/OR RESTRICTED					TOTAL
		STATE AND UNIVERSITY GENERATED	CASH	REVOLVING	FEDERAL	AUXILIARIES AND SERVICES	TRUST	
	Associate Professor	0	95,061	0	0	0	0	95,061
	Assistant Professor	0	160,934	0	0	0	0	160,934
	Instructor	0	335,743	0	0	2,522	0	338,265
	<b>SUBTOTAL FACULTY</b>	<b>0</b>	<b>591,738</b>	<b>0</b>	<b>0</b>	<b>2,522</b>	<b>0</b>	<b>594,260</b>
512100	Other Administrators	0	22,862	0	0	5,000	0	27,862
513000	Managerial/Professional	0	887,728	0	0	0	0	887,728
514000	Clerical/Technical/Service	0	2,783,473	0	0	41,869	0	2,825,342
515000	Other Academic	0	47,679	0	0	0	0	47,679
	<b>SUBTOTAL NONFACULTY</b>	<b>0</b>	<b>3,741,742</b>	<b>0</b>	<b>0</b>	<b>46,869</b>	<b>0</b>	<b>3,788,611</b>
	<b>SUBTOTAL SALARIES &amp; WAGES</b>	<b>0</b>	<b>4,333,480</b>	<b>0</b>	<b>0</b>	<b>49,391</b>	<b>0</b>	<b>4,382,871</b>
519100	Retirement Contribution	0	275,996	0	0	2,371	0	278,367
519200	FICA Contribution	0	267,502	0	0	2,766	0	270,268
519300	Health Insurance Contribution	0	501,039	0	0	5,927	0	506,966
519400	Life Insurance Contribution	0	4,245	0	0	49	0	4,294
519800	Workers Compensation	0	0	0	0	206	0	206
	<b>SUBTOTAL BENEFITS</b>	<b>0</b>	<b>1,048,782</b>	<b>0</b>	<b>0</b>	<b>11,319</b>	<b>0</b>	<b>1,060,101</b>
	<b>TOTAL PERSONAL SERVICES</b>	<b>0</b>	<b>5,382,262</b>	<b>0</b>	<b>0</b>	<b>60,710</b>	<b>0</b>	<b>5,442,972</b>
521000	Operating Expense	0	1,779,109	0	0	0	0	1,779,109
530000	Supplies & Materials	0	1,440,144	0	0	0	0	1,440,144
550000	Capital Outlay	0	198,485	0	0	0	0	198,485
	<b>TOTAL NET OPERATING EXPENSES</b>	<b>0</b>	<b>3,417,738</b>	<b>0</b>	<b>0</b>	<b>0</b>	<b>0</b>	<b>3,417,738</b>
	<b>SUB PROGRAM TOTAL</b>	<b>0</b>	<b>8,800,000</b>	<b>0</b>	<b>0</b>	<b>60,710</b>	<b>0</b>	<b>8,860,710</b>



**EXPENDITURE SUMMARY**  
**2019-2020 GENERAL OPERATING BUDGET**  
**UNIVERSITY OF NEBRASKA MEDICAL CENTER**

SUBPROGRAM #/NAME 71 UNMC/Eppley Center Cancer Research & Care

ACCOUNT	DESCRIPTION	UNRESTRICTED	DESIGNATED AND/OR RESTRICTED					TOTAL
		STATE AND UNIVERSITY GENERATED	CASH	REVOLVING	FEDERAL	AUXILIARIES AND SERVICES	TRUST	
511000	FACULTY							
	Professor	122,944	0	0	0	0	19,300	142,244
	Assistant Professor	0	0	0	0	0	96,836	96,836
	Instructor	0	0	0	0	0	53,321	53,321
	<b>SUBTOTAL FACULTY</b>	<b>122,944</b>	<b>0</b>	<b>0</b>	<b>0</b>	<b>0</b>	<b>169,457</b>	<b>292,401</b>
512100	Other Administrators	88,353	0	0	0	0	10,000	98,353
513000	Managerial/Professional	195,355	0	0	0	0	605,088	800,443
514000	Clerical/Technical/Service	15,111	0	0	0	0	39,801	54,912
515000	Other Academic	0	0	0	0	0	77,240	77,240
	<b>SUBTOTAL NONFACULTY</b>	<b>298,819</b>	<b>0</b>	<b>0</b>	<b>0</b>	<b>0</b>	<b>732,129</b>	<b>1,030,948</b>
	<b>SUBTOTAL SALARIES &amp; WAGES</b>	<b>421,763</b>	<b>0</b>	<b>0</b>	<b>0</b>	<b>0</b>	<b>901,586</b>	<b>1,323,349</b>
519100	Retirement Contribution	27,415	0	0	0	0	34,260	61,675
519200	FICA Contribution	26,571	0	0	0	0	43,278	69,849
519300	Health Insurance Contribution	49,346	0	0	0	0	81,144	130,490
519400	Life Insurance Contribution	422	0	0	0	0	901	1,323
519800	Workers Compensation	0	0	0	0	0	3,756	3,756
	<b>SUBTOTAL BENEFITS</b>	<b>103,754</b>	<b>0</b>	<b>0</b>	<b>0</b>	<b>0</b>	<b>163,339</b>	<b>267,093</b>
	<b>TOTAL PERSONAL SERVICES</b>	<b>525,517</b>	<b>0</b>	<b>0</b>	<b>0</b>	<b>0</b>	<b>1,064,925</b>	<b>1,590,442</b>
	<b>SUB PROGRAM TOTAL</b>	<b>525,517</b>	<b>0</b>	<b>0</b>	<b>0</b>	<b>0</b>	<b>1,064,925</b>	<b>1,590,442</b>

**EXPENDITURE SUMMARY**  
**2019-2020 GENERAL OPERATING BUDGET**  
**UNIVERSITY OF NEBRASKA MEDICAL CENTER**

SUBPROGRAM #/NAME 72 CHRI

ACCOUNT	DESCRIPTION	UNRESTRICTED	DESIGNATED AND/OR RESTRICTED					TOTAL
		STATE AND UNIVERSITY GENERATED	CASH	REVOLVING	FEDERAL	AUXILIARIES AND SERVICES	TRUST	
511000	FACULTY							
	Professor	41,215	0	0	0	0	59,354	100,569
	Associate Professor	0	0	0	0	0	5,696	5,696
	Assistant Professor	77,259	0	0	0	0	87,329	164,588
	Instructor	146,649	0	0	0	0	51,999	198,648
	Other	30,000	0	0	0	0	40,000	70,000
	<b>SUBTOTAL FACULTY</b>	<b>295,123</b>	<b>0</b>	<b>0</b>	<b>0</b>	<b>0</b>	<b>244,378</b>	<b>539,501</b>
512100	Other Administrators	0	0	0	0	0	109,531	109,531
512000	Chairpersons	0	0	0	0	0	10,000	10,000
513000	Managerial/Professional	191,919	0	0	0	0	1,739,636	1,931,555
514000	Clerical/Technical/Service	0	0	0	0	0	86,681	86,681
515000	Other Academic	152,558	0	0	0	0	48,960	201,518
	<b>SUBTOTAL NONFACULTY</b>	<b>344,477</b>	<b>0</b>	<b>0</b>	<b>0</b>	<b>0</b>	<b>1,994,808</b>	<b>2,339,285</b>
	<b>SUBTOTAL SALARIES &amp; WAGES</b>	<b>639,600</b>	<b>0</b>	<b>0</b>	<b>0</b>	<b>0</b>	<b>2,239,186</b>	<b>2,878,786</b>
519100	Retirement Contribution	43,297	0	0	0	0	85,089	128,386
519200	FICA Contribution	41,965	0	0	0	0	107,481	149,446
519300	Health Insurance Contribution	77,935	0	0	0	0	201,529	279,464
519400	Life Insurance Contribution	666	0	0	0	0	2,242	2,908
519800	Workers Compensation	0	0	0	0	0	9,333	9,333
	<b>SUBTOTAL BENEFITS</b>	<b>163,863</b>	<b>0</b>	<b>0</b>	<b>0</b>	<b>0</b>	<b>405,674</b>	<b>569,537</b>
	<b>TOTAL PERSONAL SERVICES</b>	<b>803,463</b>	<b>0</b>	<b>0</b>	<b>0</b>	<b>0</b>	<b>2,644,860</b>	<b>3,448,323</b>
521000	Operating Expense	437,500	0	0	0	0	0	437,500
550000	Capital Outlay	600,000	0	0	0	0	0	600,000
	<b>TOTAL NET OPERATING EXPENSES</b>	<b>1,037,500</b>	<b>0</b>	<b>0</b>	<b>0</b>	<b>0</b>	<b>0</b>	<b>1,037,500</b>
	<b>SUB PROGRAM TOTAL</b>	<b>1,840,963</b>	<b>0</b>	<b>0</b>	<b>0</b>	<b>0</b>	<b>2,644,860</b>	<b>4,485,823</b>





**EXPENDITURE SUMMARY**  
**2019-2020 GENERAL OPERATING BUDGET**  
**UNIVERSITY OF NEBRASKA MEDICAL CENTER**

SUBPROGRAM #/NAME 83 College of Medicine Clinical

ACCOUNT	DESCRIPTION	UNRESTRICTED	DESIGNATED AND/OR RESTRICTED					TOTAL
		STATE AND UNIVERSITY GENERATED	CASH	REVOLVING	FEDERAL	AUXILIARIES AND SERVICES	TRUST	
511000	FACULTY							
	Professor	0	0	0	0	0	4,651,508	4,651,508
	Associate Professor	0	0	0	0	0	5,694,134	5,694,134
	Assistant Professor	0	0	0	0	0	11,162,098	11,162,098
	Instructor	0	0	0	0	0	426,293	426,293
	Other	0	0	0	0	0	48,501	48,501
	<b>SUBTOTAL FACULTY</b>	<b>0</b>	<b>0</b>	<b>0</b>	<b>0</b>	<b>0</b>	<b>21,982,534</b>	<b>21,982,534</b>
512100	Other Administrators	0	0	0	0	0	196,799	196,799
512000	Chairpersons	0	0	0	0	0	292,589	292,589
513000	Managerial/Professional	0	0	0	0	0	2,735,314	2,735,314
514000	Clerical/Technical/Service	0	0	0	0	0	2,425,842	2,425,842
515000	Other Academic	0	0	0	0	0	145,971	145,971
	<b>SUBTOTAL NONFACULTY</b>	<b>0</b>	<b>0</b>	<b>0</b>	<b>0</b>	<b>0</b>	<b>5,796,515</b>	<b>5,796,515</b>
	<b>SUBTOTAL SALARIES &amp; WAGES</b>	<b>0</b>	<b>0</b>	<b>0</b>	<b>0</b>	<b>0</b>	<b>27,779,049</b>	<b>27,779,049</b>
519100	Retirement Contribution	0	0	0	0	0	1,055,608	1,055,608
519200	FICA Contribution	0	0	0	0	0	1,333,390	1,333,390
519300	Health Insurance Contribution	0	0	0	0	0	2,500,115	2,500,115
519400	Life Insurance Contribution	0	0	0	0	0	27,781	27,781
519800	Workers Compensation	0	0	0	0	0	115,765	115,765
	<b>SUBTOTAL BENEFITS</b>	<b>0</b>	<b>0</b>	<b>0</b>	<b>0</b>	<b>0</b>	<b>5,032,659</b>	<b>5,032,659</b>
	<b>TOTAL PERSONAL SERVICES</b>	<b>0</b>	<b>0</b>	<b>0</b>	<b>0</b>	<b>0</b>	<b>32,811,708</b>	<b>32,811,708</b>
	<b>SUB PROGRAM TOTAL</b>	<b>0</b>	<b>0</b>	<b>0</b>	<b>0</b>	<b>0</b>	<b>32,811,708</b>	<b>32,811,708</b>

**EXPENDITURE SUMMARY**  
**2019-2020 GENERAL OPERATING BUDGET**  
**UNIVERSITY OF NEBRASKA MEDICAL CENTER**

SUBPROGRAM #/NAME 84 College of Medicine Clinical

ACCOUNT	DESCRIPTION	UNRESTRICTED	DESIGNATED AND/OR RESTRICTED					TOTAL
		STATE AND UNIVERSITY GENERATED	CASH	REVOLVING	FEDERAL	AUXILIARIES AND SERVICES	TRUST	
511000	FACULTY							
	Professor	0	0	0	0	0	4,336,864	4,336,864
	Associate Professor	0	0	0	0	0	4,665,652	4,665,652
	Assistant Professor	0	0	0	0	0	4,083,851	4,083,851
	Instructor	0	0	0	0	0	301,101	301,101
	Other	0	0	0	0	0	100,875	100,875
	<b>SUBTOTAL FACULTY</b>	<b>0</b>	<b>0</b>	<b>0</b>	<b>0</b>	<b>0</b>	<b>13,488,343</b>	<b>13,488,343</b>
512100	Other Administrators	0	0	0	0	0	184,093	184,093
512000	Chairpersons	0	0	0	0	0	579,994	579,994
513000	Managerial/Professional	0	0	0	0	0	735,079	735,079
514000	Clerical/Technical/Service	0	0	0	0	0	2,345,060	2,345,060
515000	Other Academic	0	0	0	0	0	76,057	76,057
	<b>SUBTOTAL NONFACULTY</b>	<b>0</b>	<b>0</b>	<b>0</b>	<b>0</b>	<b>0</b>	<b>3,920,283</b>	<b>3,920,283</b>
	<b>SUBTOTAL SALARIES &amp; WAGES</b>	<b>0</b>	<b>0</b>	<b>0</b>	<b>0</b>	<b>0</b>	<b>17,408,626</b>	<b>17,408,626</b>
519100	Retirement Contribution	0	0	0	0	0	661,526	661,526
519200	FICA Contribution	0	0	0	0	0	835,616	835,616
519300	Health Insurance Contribution	0	0	0	0	0	1,566,774	1,566,774
519400	Life Insurance Contribution	0	0	0	0	0	17,412	17,412
519800	Workers Compensation	0	0	0	0	0	72,547	72,547
	<b>SUBTOTAL BENEFITS</b>	<b>0</b>	<b>0</b>	<b>0</b>	<b>0</b>	<b>0</b>	<b>3,153,875</b>	<b>3,153,875</b>
	<b>TOTAL PERSONAL SERVICES</b>	<b>0</b>	<b>0</b>	<b>0</b>	<b>0</b>	<b>0</b>	<b>20,562,501</b>	<b>20,562,501</b>
	<b>SUB PROGRAM TOTAL</b>	<b>0</b>	<b>0</b>	<b>0</b>	<b>0</b>	<b>0</b>	<b>20,562,501</b>	<b>20,562,501</b>

**EXPENDITURE SUMMARY**  
**2019-2020 GENERAL OPERATING BUDGET**  
**UNIVERSITY OF NEBRASKA MEDICAL CENTER**

SUBPROGRAM #/NAME 96 Stores/Services

ACCOUNT	DESCRIPTION	UNRESTRICTED	DESIGNATED AND/OR RESTRICTED					TOTAL
		STATE AND UNIVERSITY GENERATED	CASH	REVOLVING	FEDERAL	AUXILIARIES AND SERVICES	TRUST	
512100	Other Administrators	0	0	0	0	299,695	0	299,695
513000	Managerial/Professional	0	0	0	0	1,192,403	0	1,192,403
514000	Clerical/Technical/Service	0	0	0	0	714,341	0	714,341
	<b>SUBTOTAL NONFACULTY</b>	<b>0</b>	<b>0</b>	<b>0</b>	<b>0</b>	<b>2,206,439</b>	<b>0</b>	<b>2,206,439</b>
	<b>SUBTOTAL SALARIES &amp; WAGES</b>	<b>0</b>	<b>0</b>	<b>0</b>	<b>0</b>	<b>2,206,439</b>	<b>0</b>	<b>2,206,439</b>
519100	Retirement Contribution	0	0	0	0	105,882	0	105,882
519200	FICA Contribution	0	0	0	0	123,528	0	123,528
519300	Health Insurance Contribution	0	0	0	0	264,703	0	264,703
519400	Life Insurance Contribution	0	0	0	0	2,207	0	2,207
519800	Workers Compensation	0	0	0	0	9,192	0	9,192
	<b>SUBTOTAL BENEFITS</b>	<b>0</b>	<b>0</b>	<b>0</b>	<b>0</b>	<b>505,512</b>	<b>0</b>	<b>505,512</b>
	<b>TOTAL PERSONAL SERVICES</b>	<b>0</b>	<b>0</b>	<b>0</b>	<b>0</b>	<b>2,711,951</b>	<b>0</b>	<b>2,711,951</b>
521000	Operating Expense	0	0	0	0	259,222	0	259,222
530000	Supplies & Materials	0	0	0	0	116,616	0	116,616
540000	Travel	0	0	0	0	1,478	0	1,478
550000	Capital Outlay	0	0	0	0	800	0	800
560000	Government Aid	0	0	0	0	382,956	0	382,956
570000	Cost of Goods Sold	0	0	0	0	298,404	0	298,404
	<b>TOTAL NET OPERATING EXPENSES</b>	<b>0</b>	<b>0</b>	<b>0</b>	<b>0</b>	<b>1,059,476</b>	<b>0</b>	<b>1,059,476</b>
	<b>SUB PROGRAM TOTAL</b>	<b>0</b>	<b>0</b>	<b>0</b>	<b>0</b>	<b>3,771,427</b>	<b>0</b>	<b>3,771,427</b>

**EXPENDITURE SUMMARY**  
**2019-2020 GENERAL OPERATING BUDGET**  
**UNIVERSITY OF NEBRASKA MEDICAL CENTER**

SUBPROGRAM #/NAME 97 Clearing Centers

ACCOUNT	DESCRIPTION	UNRESTRICTED	DESIGNATED AND/OR RESTRICTED					TOTAL
		STATE AND UNIVERSITY GENERATED	CASH	REVOLVING	FEDERAL	AUXILIARIES AND SERVICES	TRUST	
511000	FACULTY							
	Professor	0	0	0	0	17,442	0	17,442
	Assistant Professor	0	0	0	0	89,483	0	89,483
	<b>SUBTOTAL FACULTY</b>	<b>0</b>	<b>0</b>	<b>0</b>	<b>0</b>	<b>106,925</b>	<b>0</b>	<b>106,925</b>
512100	Other Administrators	0	0	0	0	11,176	0	11,176
	<b>SUBTOTAL NONFACULTY</b>	<b>0</b>	<b>0</b>	<b>0</b>	<b>0</b>	<b>11,176</b>	<b>0</b>	<b>11,176</b>
	<b>SUBTOTAL SALARIES &amp; WAGES</b>	<b>0</b>	<b>0</b>	<b>0</b>	<b>0</b>	<b>118,101</b>	<b>0</b>	<b>118,101</b>
519100	Retirement Contribution	0	0	0	0	5,669	0	5,669
519200	FICA Contribution	0	0	0	0	6,614	0	6,614
519300	Health Insurance Contribution	0	0	0	0	14,172	0	14,172
519400	Life Insurance Contribution	0	0	0	0	118	0	118
519800	Workers Compensation	0	0	0	0	492	0	492
	<b>SUBTOTAL BENEFITS</b>	<b>0</b>	<b>0</b>	<b>0</b>	<b>0</b>	<b>27,065</b>	<b>0</b>	<b>27,065</b>
	<b>TOTAL PERSONAL SERVICES</b>	<b>0</b>	<b>0</b>	<b>0</b>	<b>0</b>	<b>145,166</b>	<b>0</b>	<b>145,166</b>
521000	Operating Expense	0	0	0	0	61,924	0	61,924
	<b>TOTAL NET OPERATING EXPENSES</b>	<b>0</b>	<b>0</b>	<b>0</b>	<b>0</b>	<b>61,924</b>	<b>0</b>	<b>61,924</b>
	<b>SUB PROGRAM TOTAL</b>	<b>0</b>	<b>0</b>	<b>0</b>	<b>0</b>	<b>207,090</b>	<b>0</b>	<b>207,090</b>

**EXPENDITURE SUMMARY**  
**2019-2020 GENERAL OPERATING BUDGET**  
**UNIVERSITY OF NEBRASKA MEDICAL CENTER**

SUBPROGRAM #/NAME 98      Company Balance Sheets

ACCOUNT	DESCRIPTION	UNRESTRICTED	DESIGNATED AND/OR RESTRICTED					TOTAL
		STATE AND UNIVERSITY GENERATED	CASH	REVOLVING	FEDERAL	AUXILIARIES AND SERVICES	TRUST	
	<b>SUBTOTAL NONFACULTY</b>	0	0	0	0	0	0	0
	<b>SUBTOTAL SALARIES &amp; WAGES</b>	0	0	0	0	0	0	0
	<b>TOTAL PERSONAL SERVICES</b>	0	0	0	0	0	0	0
521000	Operating Expense	0	0	0	124,857,553	47,069,711	107,432,166	279,359,430
570000	Cost of Goods Sold	0	0	0	0	1,000	0	1,000
	<b>TOTAL NET OPERATING EXPENSES</b>	0	0	0	<b>124,857,553</b>	<b>47,070,711</b>	<b>107,432,166</b>	<b>279,360,430</b>
	<b>SUB PROGRAM TOTAL</b>	0	0	0	<b>124,857,553</b>	<b>47,070,711</b>	<b>107,432,166</b>	<b>279,360,430</b>

**EXPENDITURE SUMMARY**  
**2019-2020 GENERAL OPERATING BUDGET**  
**UNIVERSITY OF NEBRASKA AT OMAHA**

**CAMPUS TOTAL**

ACCOUNT	DESCRIPTION	UNRESTRICTED	DESIGNATED AND/OR RESTRICTED					TOTAL
		STATE AND UNIVERSITY GENERATED	CASH	REVOLVING	FEDERAL	AUXILIARIES AND SERVICES	TRUST	
511000	FACULTY							
	Professor	12,851,197	0	0	0	0	20,000	12,871,197
	Associate Professor	14,222,243	0	3,075	0	0	0	14,225,318
	Assistant Professor	12,216,643	0	0	0	0	0	12,216,643
	Instructor	5,441,680	0	78,827	0	0	155,839	5,676,346
	Other	6,466,999	0	258,926	186,825	0	813,728	7,726,478
	<b>SUBTOTAL FACULTY</b>	<b>51,198,762</b>	<b>0</b>	<b>340,828</b>	<b>186,825</b>	<b>0</b>	<b>989,567</b>	<b>52,715,982</b>
512100	Other Administrators	6,560,717	0	300,438	84,377	2,066,568	205,615	9,217,715
512000	Chairpersons	2,801,945	0	0	0	0	0	2,801,945
513000	Managerial/Professional	21,118,966	50,440	4,212,515	1,184,007	2,792,032	1,383,880	30,741,840
514000	Clerical/Technical/Service	11,427,884	0	1,206,299	191,419	2,724,305	209,086	15,758,993
515000	Other Academic	3,159,252	0	107,001	0	92,409	0	3,358,662
516000	Student Wages	877,302	0	350,850	0	1,768,015	0	2,996,167
517000	Supplemental Salaries & Wages	371,742	0	182,274	0	435,123	0	989,139
	<b>SUBTOTAL NONFACULTY</b>	<b>46,317,808</b>	<b>50,440</b>	<b>6,359,377</b>	<b>1,459,803</b>	<b>9,878,452</b>	<b>1,798,581</b>	<b>65,864,461</b>
	<b>SUBTOTAL SALARIES &amp; WAGES</b>	<b>97,516,570</b>	<b>50,440</b>	<b>6,700,205</b>	<b>1,646,628</b>	<b>9,878,452</b>	<b>2,788,148</b>	<b>118,580,443</b>
519100	Retirement Contribution	6,322,689	3,725	389,187	80,685	273,003	82,663	7,151,952
519200	FICA Contribution	6,515,690	3,450	424,731	85,626	483,284	94,756	7,607,537
519300	Health Insurance Contribution	11,299,971	5,152	730,149	149,841	1,361,785	153,226	13,700,124
519400	Life Insurance Contribution	83,513	53	7,289	1,645	-9,076	2,018	85,442
519700	Unemployment Compensation	34,000	0	0	0	0	0	34,000
519800	Workers Compensation	285,241	0	32,350	0	79,035	0	396,626
	<b>SUBTOTAL BENEFITS</b>	<b>24,541,104</b>	<b>12,380</b>	<b>1,583,706</b>	<b>317,797</b>	<b>2,188,031</b>	<b>332,663</b>	<b>28,975,681</b>
	<b>TOTAL PERSONAL SERVICES</b>	<b>122,057,674</b>	<b>62,820</b>	<b>8,283,911</b>	<b>1,964,425</b>	<b>12,066,483</b>	<b>3,120,811</b>	<b>147,556,124</b>
521000	Operating Expense	22,439,166	137,180	15,020,230	7,264,597	21,396,825	5,208,021	71,466,019
529000	Utilities	6,161,004	0	0	0	650,000	0	6,811,004
530000	Supplies & Materials	4,753,274	2,500,000	3,733,990	1,768,000	1,449,463	3,880,500	18,085,227
540000	Travel	438,375	0	212,025	331,000	2,029,646	155,000	3,166,046
550000	Capital Outlay	1,223,228	0	442,000	148,000	2,450	130,000	1,945,678
560000	Government Aid	83,716	0	801,844	83,723,978	1,121,000	26,005,668	111,736,206
570000	Cost of Goods Sold	0	0	6,000	0	5,284,133	0	5,290,133
	<b>TOTAL NET OPERATING EXPENSES</b>	<b>35,098,763</b>	<b>2,637,180</b>	<b>20,216,089</b>	<b>93,235,575</b>	<b>31,933,517</b>	<b>35,379,189</b>	<b>218,500,313</b>
	<b>CAMPUS TOTAL</b>	<b>157,156,437</b>	<b>2,700,000</b>	<b>28,500,000</b>	<b>95,200,000</b>	<b>44,000,000</b>	<b>38,500,000</b>	<b>366,056,437</b>





**REVENUE SUMMARY**  
**2019-2020 GENERAL OPERATING BUDGET**  
**UNIVERSITY OF NEBRASKA AT OMAHA**

**CAMPUS TOTAL**

ACCOUNT	DESCRIPTION	UNRESTRICTED	DESIGNATED AND/OR RESTRICTED					TOTAL
		STATE AND UNIVERSITY GENERATED	CASH	REVOLVING	FEDERAL	AUXILIARIES AND SERVICES	TRUST	
833428	U-Wide Debt Svc & Admin S	-2,650,094	0	0	0	0	0	-2,650,094
	<b>SUBTOTAL OTHER CASH</b>	<b>-1,696,664</b>	<b>2,700,000</b>	<b>0</b>	<b>0</b>	<b>0</b>	<b>0</b>	<b>2,077,806</b>
	<b>TOTAL CASH FUND</b>	<b>88,000,118</b>	<b>2,700,000</b>	<b>0</b>	<b>0</b>	<b>0</b>	<b>0</b>	<b>90,700,118</b>
	<b>TOTAL REVENUE</b>	<b>157,156,437</b>	<b>2,700,000</b>	<b>28,500,000</b>	<b>95,200,000</b>	<b>44,000,000</b>	<b>38,500,000</b>	<b>366,056,437</b>

8/7/19

8:19:13AM

**EXPENDITURE SUMMARY**  
**2019-2020 GENERAL OPERATING BUDGET**  
**UNIVERSITY OF NEBRASKA AT OMAHA**

SUBPROGRAM #/NAME 01 Academic Affairs

ACCOUNT	DESCRIPTION	UNRESTRICTED	DESIGNATED AND/OR RESTRICTED					TOTAL
		STATE AND UNIVERSITY GENERATED	CASH	REVOLVING	FEDERAL	AUXILIARIES AND SERVICES	TRUST	
511000	FACULTY							
	Professor	0	0	0	0	0	10,000	10,000
	Assistant Professor	13,000	0	0	0	0	0	13,000
	Instructor	0	0	0	0	0	46,000	46,000
	Other	0	0	0	0	0	557,838	557,838
	<b>SUBTOTAL FACULTY</b>	<b>13,000</b>	<b>0</b>	<b>0</b>	<b>0</b>	<b>0</b>	<b>613,838</b>	<b>626,838</b>
512100	Other Administrators	840,164	0	0	0	0	20,000	860,164
513000	Managerial/Professional	717,139	0	0	0	0	464,139	1,181,278
514000	Clerical/Technical/Service	136,880	0	0	0	0	39,535	176,415
	<b>SUBTOTAL NONFACULTY</b>	<b>1,694,183</b>	<b>0</b>	<b>0</b>	<b>0</b>	<b>0</b>	<b>523,674</b>	<b>2,217,857</b>
	<b>SUBTOTAL SALARIES &amp; WAGES</b>	<b>1,707,183</b>	<b>0</b>	<b>0</b>	<b>0</b>	<b>0</b>	<b>1,137,512</b>	<b>2,844,695</b>
519100	Retirement Contribution	123,984	0	0	0	0	24,457	148,441
519200	FICA Contribution	116,769	0	0	0	0	28,036	144,805
519300	Health Insurance Contribution	225,067	0	0	0	0	45,335	270,402
519400	Life Insurance Contribution	1,118	0	0	0	0	597	1,715
	<b>SUBTOTAL BENEFITS</b>	<b>466,938</b>	<b>0</b>	<b>0</b>	<b>0</b>	<b>0</b>	<b>98,425</b>	<b>565,363</b>
	<b>TOTAL PERSONAL SERVICES</b>	<b>2,174,121</b>	<b>0</b>	<b>0</b>	<b>0</b>	<b>0</b>	<b>1,235,937</b>	<b>3,410,058</b>
521000	Operating Expense	270,038	0	0	0	0	0	270,038
530000	Supplies & Materials	19,153	0	0	0	0	0	19,153
540000	Travel	33,164	0	0	0	0	0	33,164
	<b>TOTAL NET OPERATING EXPENSES</b>	<b>322,355</b>	<b>0</b>	<b>0</b>	<b>0</b>	<b>0</b>	<b>0</b>	<b>322,355</b>
	<b>SUB PROGRAM TOTAL</b>	<b>2,496,476</b>	<b>0</b>	<b>0</b>	<b>0</b>	<b>0</b>	<b>1,235,937</b>	<b>3,732,413</b>

**EXPENDITURE SUMMARY**  
**2019-2020 GENERAL OPERATING BUDGET**  
**UNIVERSITY OF NEBRASKA AT OMAHA**

SUBPROGRAM #/NAME 03 College of Public Affairs and Community Services

ACCOUNT	DESCRIPTION	UNRESTRICTED	DESIGNATED AND/OR RESTRICTED					TOTAL
		STATE AND UNIVERSITY GENERATED	CASH	REVOLVING	FEDERAL	AUXILIARIES AND SERVICES	TRUST	
511000	FACULTY							
	Professor	2,550,558	0	0	0	0	0	2,550,558
	Associate Professor	1,077,178	0	0	0	0	0	1,077,178
	Assistant Professor	1,455,047	0	0	0	0	0	1,455,047
	Instructor	843,681	0	0	0	0	26,516	870,197
	Other	722,047	0	21,805	0	0	88,390	832,242
	<b>SUBTOTAL FACULTY</b>	<b>6,648,511</b>	<b>0</b>	<b>21,805</b>	<b>0</b>	<b>0</b>	<b>114,906</b>	<b>6,785,222</b>
512100	Other Administrators	385,781	0	0	0	0	0	385,781
512000	Chairpersons	523,679	0	0	0	0	0	523,679
513000	Managerial/Professional	1,241,112	0	29,279	120,642	0	213,956	1,604,989
514000	Clerical/Technical/Service	560,807	0	101,318	0	0	16,595	678,720
515000	Other Academic	539,641	0	0	0	0	0	539,641
516000	Student Wages	11,952	0	7,614	0	0	0	19,566
517000	Supplemental Salaries & Wages	39,511	0	0	0	0	0	39,511
	<b>SUBTOTAL NONFACULTY</b>	<b>3,302,483</b>	<b>0</b>	<b>138,211</b>	<b>120,642</b>	<b>0</b>	<b>230,551</b>	<b>3,791,887</b>
	<b>SUBTOTAL SALARIES &amp; WAGES</b>	<b>9,950,994</b>	<b>0</b>	<b>160,016</b>	<b>120,642</b>	<b>0</b>	<b>345,457</b>	<b>10,577,109</b>
519100	Retirement Contribution	656,323	0	7,134	5,911	0	12,810	682,178
519200	FICA Contribution	677,801	0	8,640	6,273	0	14,685	707,399
519300	Health Insurance Contribution	1,190,562	0	17,246	10,978	0	23,746	1,242,532
519400	Life Insurance Contribution	6,199	0	127	121	0	312	6,759
519800	Workers Compensation	0	0	842	0	0	0	842
	<b>SUBTOTAL BENEFITS</b>	<b>2,530,885</b>	<b>0</b>	<b>33,989</b>	<b>23,283</b>	<b>0</b>	<b>51,553</b>	<b>2,639,710</b>
	<b>TOTAL PERSONAL SERVICES</b>	<b>12,481,879</b>	<b>0</b>	<b>194,005</b>	<b>143,925</b>	<b>0</b>	<b>397,010</b>	<b>13,216,819</b>
521000	Operating Expense	278,902	0	806,696	0	0	0	1,085,598
530000	Supplies & Materials	693,866	0	53,488	0	0	0	747,354
540000	Travel	56,618	0	134,000	0	0	0	190,618
560000	Government Aid	28,178	0	0	0	0	0	28,178
	<b>TOTAL NET OPERATING EXPENSES</b>	<b>1,057,564</b>	<b>0</b>	<b>994,184</b>	<b>0</b>	<b>0</b>	<b>0</b>	<b>2,051,748</b>
	<b>SUB PROGRAM TOTAL</b>	<b>13,539,443</b>	<b>0</b>	<b>1,188,189</b>	<b>143,925</b>	<b>0</b>	<b>397,010</b>	<b>15,268,567</b>

**EXPENDITURE SUMMARY**  
**2019-2020 GENERAL OPERATING BUDGET**  
**UNIVERSITY OF NEBRASKA AT OMAHA**

SUBPROGRAM #/NAME 05 College of Arts and Sciences

ACCOUNT	DESCRIPTION	UNRESTRICTED	DESIGNATED AND/OR RESTRICTED					TOTAL
		STATE AND UNIVERSITY GENERATED	CASH	REVOLVING	FEDERAL	AUXILIARIES AND SERVICES	TRUST	
511000 FACULTY								
	Professor	4,395,033	0	0	0	0	0	4,395,033
	Associate Professor	5,254,808	0	0	0	0	0	5,254,808
	Assistant Professor	3,124,702	0	0	0	0	0	3,124,702
	Instructor	942,599	0	0	0	0	0	942,599
	Other	1,065,048	0	37,685	0	0	67,000	1,169,733
	<b>SUBTOTAL FACULTY</b>	<b>14,782,190</b>	<b>0</b>	<b>37,685</b>	<b>0</b>	<b>0</b>	<b>67,000</b>	<b>14,886,875</b>
512100	Other Administrators	418,517	0	0	0	0	0	418,517
512000	Chairpersons	842,526	0	0	0	0	0	842,526
513000	Managerial/Professional	902,814	0	157,460	0	0	160,394	1,220,668
514000	Clerical/Technical/Service	942,366	0	78,537	32,302	0	81,223	1,134,428
515000	Other Academic	1,025,845	0	0	0	0	0	1,025,845
516000	Student Wages	195,794	0	84,754	0	0	0	280,548
517000	Supplemental Salaries & Wages	30,528	0	103,785	0	0	0	134,313
	<b>SUBTOTAL NONFACULTY</b>	<b>4,358,390</b>	<b>0</b>	<b>424,536</b>	<b>32,302</b>	<b>0</b>	<b>241,617</b>	<b>5,056,845</b>
	<b>SUBTOTAL SALARIES &amp; WAGES</b>	<b>19,140,580</b>	<b>0</b>	<b>462,221</b>	<b>32,302</b>	<b>0</b>	<b>308,617</b>	<b>19,943,720</b>
519100	Retirement Contribution	1,281,900	0	13,738	1,583	0	10,215	1,307,436
519200	FICA Contribution	1,315,699	0	25,308	1,680	0	11,708	1,354,395
519300	Health Insurance Contribution	2,327,565	0	41,155	2,939	0	18,932	2,390,591
519400	Life Insurance Contribution	11,367	0	292	32	0	250	11,941
519800	Workers Compensation	0	0	2,434	0	0	0	2,434
	<b>SUBTOTAL BENEFITS</b>	<b>4,936,531</b>	<b>0</b>	<b>82,927</b>	<b>6,234</b>	<b>0</b>	<b>41,105</b>	<b>5,066,797</b>
	<b>TOTAL PERSONAL SERVICES</b>	<b>24,077,111</b>	<b>0</b>	<b>545,148</b>	<b>38,536</b>	<b>0</b>	<b>349,722</b>	<b>25,010,517</b>
521000	Operating Expense	293,943	0	372,311	0	0	0	666,254
530000	Supplies & Materials	1,158,732	0	858,366	0	0	0	2,017,098
540000	Travel	64,097	0	16,900	0	0	0	80,997
550000	Capital Outlay	3,930	0	0	0	0	0	3,930
560000	Government Aid	10,368	0	0	0	0	0	10,368
570000	Cost of Goods Sold	0	0	6,000	0	0	0	6,000
	<b>TOTAL NET OPERATING EXPENSES</b>	<b>1,531,070</b>	<b>0</b>	<b>1,253,577</b>	<b>0</b>	<b>0</b>	<b>0</b>	<b>2,784,647</b>
	<b>SUB PROGRAM TOTAL</b>	<b>25,608,181</b>	<b>0</b>	<b>1,798,725</b>	<b>38,536</b>	<b>0</b>	<b>349,722</b>	<b>27,795,164</b>

**EXPENDITURE SUMMARY**  
**2019-2020 GENERAL OPERATING BUDGET**  
**UNIVERSITY OF NEBRASKA AT OMAHA**

SUBPROGRAM #/NAME 06 College of Business Administration

ACCOUNT	DESCRIPTION	UNRESTRICTED	DESIGNATED AND/OR RESTRICTED					TOTAL
		STATE AND UNIVERSITY GENERATED	CASH	REVOLVING	FEDERAL	AUXILIARIES AND SERVICES	TRUST	
511000 FACULTY								
	Professor	1,677,018	0	0	0	0	10,000	1,687,018
	Associate Professor	2,554,372	0	0	0	0	0	2,554,372
	Assistant Professor	1,639,328	0	0	0	0	0	1,639,328
	Instructor	833,646	0	0	0	0	0	833,646
	Other	181,425	0	126,604	0	0	66,000	374,029
	<b>SUBTOTAL FACULTY</b>	<b>6,885,789</b>	<b>0</b>	<b>126,604</b>	<b>0</b>	<b>0</b>	<b>76,000</b>	<b>7,088,393</b>
512100	Other Administrators	665,480	0	0	84,377	0	0	749,857
512000	Chairpersons	433,938	0	0	0	0	0	433,938
513000	Managerial/Professional	1,521,409	0	604,243	655,255	0	0	2,780,907
514000	Clerical/Technical/Service	456,646	0	71,936	38,391	0	0	566,973
515000	Other Academic	66,421	0	13,863	0	0	0	80,284
516000	Student Wages	88,741	0	3,816	0	0	0	92,557
	<b>SUBTOTAL NONFACULTY</b>	<b>3,232,635</b>	<b>0</b>	<b>693,858</b>	<b>778,023</b>	<b>0</b>	<b>0</b>	<b>4,704,516</b>
	<b>SUBTOTAL SALARIES &amp; WAGES</b>	<b>10,118,424</b>	<b>0</b>	<b>820,462</b>	<b>778,023</b>	<b>0</b>	<b>76,000</b>	<b>11,792,909</b>
519100	Retirement Contribution	749,878	0	33,104	38,123	0	0	821,105
519200	FICA Contribution	699,923	0	33,367	40,458	0	0	773,748
519300	Health Insurance Contribution	1,363,376	0	72,500	70,800	0	0	1,506,676
519400	Life Insurance Contribution	6,050	0	468	778	0	0	7,296
519800	Workers Compensation	0	0	4,320	0	0	0	4,320
	<b>SUBTOTAL BENEFITS</b>	<b>2,819,227</b>	<b>0</b>	<b>143,759</b>	<b>150,159</b>	<b>0</b>	<b>0</b>	<b>3,113,145</b>
	<b>TOTAL PERSONAL SERVICES</b>	<b>12,937,651</b>	<b>0</b>	<b>964,221</b>	<b>928,182</b>	<b>0</b>	<b>76,000</b>	<b>14,906,054</b>
521000	Operating Expense	195,493	0	1,245,010	0	0	0	1,440,503
530000	Supplies & Materials	425,855	0	147,936	0	0	0	573,791
540000	Travel	47,536	0	30,000	0	0	0	77,536
550000	Capital Outlay	11,239	0	12,000	0	0	0	23,239
	<b>TOTAL NET OPERATING EXPENSES</b>	<b>680,123</b>	<b>0</b>	<b>1,434,946</b>	<b>0</b>	<b>0</b>	<b>0</b>	<b>2,115,069</b>
	<b>SUB PROGRAM TOTAL</b>	<b>13,617,774</b>	<b>0</b>	<b>2,399,167</b>	<b>928,182</b>	<b>0</b>	<b>76,000</b>	<b>17,021,123</b>

**EXPENDITURE SUMMARY**  
**2019-2020 GENERAL OPERATING BUDGET**  
**UNIVERSITY OF NEBRASKA AT OMAHA**

SUBPROGRAM #/NAME 07 College of Communication, Fine Arts and Media

ACCOUNT	DESCRIPTION	UNRESTRICTED	DESIGNATED AND/OR RESTRICTED					TOTAL
		STATE AND UNIVERSITY GENERATED	CASH	REVOLVING	FEDERAL	AUXILIARIES AND SERVICES	TRUST	
511000	FACULTY							
	Professor	1,446,712	0	0	0	0	0	1,446,712
	Associate Professor	796,211	0	0	0	0	0	796,211
	Assistant Professor	1,315,627	0	0	0	0	0	1,315,627
	Instructor	868,295	0	78,827	0	0	0	947,122
	Other	810,701	0	0	0	0	0	810,701
	<b>SUBTOTAL FACULTY</b>	<b>5,237,546</b>	<b>0</b>	<b>78,827</b>	<b>0</b>	<b>0</b>	<b>0</b>	<b>5,316,373</b>
512100	Other Administrators	333,856	0	0	0	0	0	333,856
512000	Chairpersons	358,409	0	0	0	0	0	358,409
513000	Managerial/Professional	972,656	0	167,221	0	0	0	1,139,877
514000	Clerical/Technical/Service	388,814	0	69,048	0	0	0	457,862
515000	Other Academic	207,925	0	0	0	0	0	207,925
516000	Student Wages	49,392	0	5,688	0	0	0	55,080
	<b>SUBTOTAL NONFACULTY</b>	<b>2,311,052</b>	<b>0</b>	<b>241,957</b>	<b>0</b>	<b>0</b>	<b>0</b>	<b>2,553,009</b>
	<b>SUBTOTAL SALARIES &amp; WAGES</b>	<b>7,548,598</b>	<b>0</b>	<b>320,784</b>	<b>0</b>	<b>0</b>	<b>0</b>	<b>7,869,382</b>
519100	Retirement Contribution	483,698	0	17,662	0	0	0	501,360
519200	FICA Contribution	511,072	0	23,026	0	0	0	534,098
519300	Health Insurance Contribution	876,780	0	21,221	0	0	0	898,001
519400	Life Insurance Contribution	4,779	0	317	0	0	0	5,096
519800	Workers Compensation	0	0	1,536	0	0	0	1,536
	<b>SUBTOTAL BENEFITS</b>	<b>1,876,329</b>	<b>0</b>	<b>63,762</b>	<b>0</b>	<b>0</b>	<b>0</b>	<b>1,940,091</b>
	<b>TOTAL PERSONAL SERVICES</b>	<b>9,424,927</b>	<b>0</b>	<b>384,546</b>	<b>0</b>	<b>0</b>	<b>0</b>	<b>9,809,473</b>
521000	Operating Expense	318,377	0	499,332	0	0	87,125	904,834
530000	Supplies & Materials	455,395	0	189,660	0	0	20,500	665,555
540000	Travel	40,023	0	0	0	0	0	40,023
550000	Capital Outlay	15,000	0	0	0	0	0	15,000
560000	Government Aid	2,453	0	0	0	0	0	2,453
	<b>TOTAL NET OPERATING EXPENSES</b>	<b>831,248</b>	<b>0</b>	<b>688,992</b>	<b>0</b>	<b>0</b>	<b>107,625</b>	<b>1,627,865</b>
	<b>SUB PROGRAM TOTAL</b>	<b>10,256,175</b>	<b>0</b>	<b>1,073,538</b>	<b>0</b>	<b>0</b>	<b>107,625</b>	<b>11,437,338</b>

**EXPENDITURE SUMMARY**  
**2019-2020 GENERAL OPERATING BUDGET**  
**UNIVERSITY OF NEBRASKA AT OMAHA**

SUBPROGRAM #/NAME 08 College of Information Science and Technology

ACCOUNT	DESCRIPTION	UNRESTRICTED	DESIGNATED AND/OR RESTRICTED					TOTAL
		STATE AND UNIVERSITY GENERATED	CASH	REVOLVING	FEDERAL	AUXILIARIES AND SERVICES	TRUST	
511000	FACULTY							
	Professor	1,644,374	0	0	0	0	0	1,644,374
	Associate Professor	1,828,343	0	0	0	0	0	1,828,343
	Assistant Professor	1,884,485	0	0	0	0	0	1,884,485
	Instructor	419,545	0	0	0	0	0	419,545
	Other	577,007	0	10,000	0	0	34,500	621,507
	<b>SUBTOTAL FACULTY</b>	<b>6,353,754</b>	<b>0</b>	<b>10,000</b>	<b>0</b>	<b>0</b>	<b>34,500</b>	<b>6,398,254</b>
512100	Other Administrators	418,734	0	0	0	0	48,921	467,655
512000	Chairpersons	282,803	0	0	0	0	0	282,803
513000	Managerial/Professional	679,286	0	0	0	0	50,000	729,286
514000	Clerical/Technical/Service	167,194	0	0	0	0	0	167,194
515000	Other Academic	270,565	0	0	0	0	0	270,565
516000	Student Wages	71,244	0	0	0	0	0	71,244
	<b>SUBTOTAL NONFACULTY</b>	<b>1,889,826</b>	<b>0</b>	<b>0</b>	<b>0</b>	<b>0</b>	<b>98,921</b>	<b>1,988,747</b>
	<b>SUBTOTAL SALARIES &amp; WAGES</b>	<b>8,243,580</b>	<b>0</b>	<b>10,000</b>	<b>0</b>	<b>0</b>	<b>133,421</b>	<b>8,387,001</b>
519100	Retirement Contribution	588,839	0	800	0	0	4,056	593,695
519200	FICA Contribution	567,724	0	525	0	0	4,649	572,898
519300	Health Insurance Contribution	1,070,205	0	440	0	0	7,518	1,078,163
519400	Life Insurance Contribution	4,878	0	7	0	0	99	4,984
519800	Workers Compensation	0	0	53	0	0	0	53
	<b>SUBTOTAL BENEFITS</b>	<b>2,231,646</b>	<b>0</b>	<b>1,825</b>	<b>0</b>	<b>0</b>	<b>16,322</b>	<b>2,249,793</b>
	<b>TOTAL PERSONAL SERVICES</b>	<b>10,475,226</b>	<b>0</b>	<b>11,825</b>	<b>0</b>	<b>0</b>	<b>149,743</b>	<b>10,636,794</b>
521000	Operating Expense	192,607	0	419,402	0	0	0	612,009
530000	Supplies & Materials	141,398	0	106,467	0	0	0	247,865
540000	Travel	52,498	0	0	0	0	0	52,498
560000	Government Aid	9,209	0	0	0	0	0	9,209
	<b>TOTAL NET OPERATING EXPENSES</b>	<b>395,712</b>	<b>0</b>	<b>525,869</b>	<b>0</b>	<b>0</b>	<b>0</b>	<b>921,581</b>
	<b>SUB PROGRAM TOTAL</b>	<b>10,870,938</b>	<b>0</b>	<b>537,694</b>	<b>0</b>	<b>0</b>	<b>149,743</b>	<b>11,558,375</b>

**EXPENDITURE SUMMARY**  
**2019-2020 GENERAL OPERATING BUDGET**  
**UNIVERSITY OF NEBRASKA AT OMAHA**

SUBPROGRAM #/NAME 10 College of Education

ACCOUNT	DESCRIPTION	UNRESTRICTED	DESIGNATED AND/OR RESTRICTED					TOTAL
		STATE AND UNIVERSITY GENERATED	CASH	REVOLVING	FEDERAL	AUXILIARIES AND SERVICES	TRUST	
511000 FACULTY								
	Professor	987,068	0	0	0	0	0	987,068
	Associate Professor	1,609,316	0	0	0	0	0	1,609,316
	Assistant Professor	2,386,060	0	0	0	0	0	2,386,060
	Instructor	1,243,002	0	0	0	0	83,323	1,326,325
	Other	388,559	0	62,832	186,825	0	0	638,216
	<b>SUBTOTAL FACULTY</b>	<b>6,614,005</b>	<b>0</b>	<b>62,832</b>	<b>186,825</b>	<b>0</b>	<b>83,323</b>	<b>6,946,985</b>
512100	Other Administrators	654,599	0	0	0	0	123,694	778,293
512000	Chairpersons	340,590	0	0	0	0	0	340,590
513000	Managerial/Professional	940,406	0	50,712	171,307	0	127,530	1,289,955
514000	Clerical/Technical/Service	598,538	0	0	0	0	0	598,538
515000	Other Academic	405,868	0	0	0	0	0	405,868
516000	Student Wages	15,003	0	4,194	0	0	0	19,197
	<b>SUBTOTAL NONFACULTY</b>	<b>2,955,004</b>	<b>0</b>	<b>54,906</b>	<b>171,307</b>	<b>0</b>	<b>251,224</b>	<b>3,432,441</b>
	<b>SUBTOTAL SALARIES &amp; WAGES</b>	<b>9,569,009</b>	<b>0</b>	<b>117,738</b>	<b>358,132</b>	<b>0</b>	<b>334,547</b>	<b>10,379,426</b>
519100	Retirement Contribution	644,823	0	9,084	17,549	0	13,101	684,557
519200	FICA Contribution	659,501	0	8,788	18,623	0	15,018	701,930
519300	Health Insurance Contribution	1,170,813	0	6,072	32,590	0	24,286	1,233,761
519400	Life Insurance Contribution	5,719	0	227	357	0	320	6,623
519800	Workers Compensation	0	0	620	0	0	0	620
	<b>SUBTOTAL BENEFITS</b>	<b>2,480,856</b>	<b>0</b>	<b>24,791</b>	<b>69,119</b>	<b>0</b>	<b>52,725</b>	<b>2,627,491</b>
	<b>TOTAL PERSONAL SERVICES</b>	<b>12,049,865</b>	<b>0</b>	<b>142,529</b>	<b>427,251</b>	<b>0</b>	<b>387,272</b>	<b>13,006,917</b>
521000	Operating Expense	328,241	0	458,507	0	40,000	0	826,748
530000	Supplies & Materials	163,150	0	43,361	0	0	0	206,511
540000	Travel	41,121	0	6,125	0	0	0	47,246
560000	Government Aid	10,500	0	780,216	0	0	0	790,716
	<b>TOTAL NET OPERATING EXPENSES</b>	<b>543,012</b>	<b>0</b>	<b>1,288,209</b>	<b>0</b>	<b>40,000</b>	<b>0</b>	<b>1,871,221</b>
	<b>SUB PROGRAM TOTAL</b>	<b>12,592,877</b>	<b>0</b>	<b>1,430,738</b>	<b>427,251</b>	<b>40,000</b>	<b>387,272</b>	<b>14,878,138</b>



**EXPENDITURE SUMMARY**  
**2019-2020 GENERAL OPERATING BUDGET**  
**UNIVERSITY OF NEBRASKA AT OMAHA**

SUBPROGRAM #/NAME 12 Graduate Studies

ACCOUNT	DESCRIPTION	UNRESTRICTED	DESIGNATED AND/OR RESTRICTED					TOTAL
		STATE AND UNIVERSITY GENERATED	CASH	REVOLVING	FEDERAL	AUXILIARIES AND SERVICES	TRUST	
512100	Other Administrators	268,254	0	0	0	0	0	268,254
513000	Managerial/Professional	442,627	0	114,485	0	0	0	557,112
514000	Clerical/Technical/Service	124,578	0	192,742	0	0	0	317,320
515000	Other Academic	578,297	0	0	0	0	0	578,297
516000	Student Wages	8,246	0	0	0	0	0	8,246
517000	Supplemental Salaries & Wages	0	0	20,349	0	0	0	20,349
	<b>SUBTOTAL NONFACULTY</b>	<b>1,422,002</b>	<b>0</b>	<b>327,576</b>	<b>0</b>	<b>0</b>	<b>0</b>	<b>1,749,578</b>
	<b>SUBTOTAL SALARIES &amp; WAGES</b>	<b>1,422,002</b>	<b>0</b>	<b>327,576</b>	<b>0</b>	<b>0</b>	<b>0</b>	<b>1,749,578</b>
519100	Retirement Contribution	52,600	0	16,823	0	0	0	69,423
519200	FICA Contribution	93,710	0	21,422	0	0	0	115,132
519300	Health Insurance Contribution	94,915	0	33,422	0	0	0	128,337
519400	Life Insurance Contribution	662	0	297	0	0	0	959
519800	Workers Compensation	0	0	1,725	0	0	0	1,725
	<b>SUBTOTAL BENEFITS</b>	<b>241,887</b>	<b>0</b>	<b>73,689</b>	<b>0</b>	<b>0</b>	<b>0</b>	<b>315,576</b>
	<b>TOTAL PERSONAL SERVICES</b>	<b>1,663,889</b>	<b>0</b>	<b>401,265</b>	<b>0</b>	<b>0</b>	<b>0</b>	<b>2,065,154</b>
521000	Operating Expense	94,678	0	575,303	0	0	0	669,981
530000	Supplies & Materials	5,336	0	0	0	0	0	5,336
540000	Travel	11,051	0	0	0	0	0	11,051
560000	Government Aid	2,648	0	0	0	0	0	2,648
	<b>TOTAL NET OPERATING EXPENSES</b>	<b>113,713</b>	<b>0</b>	<b>575,303</b>	<b>0</b>	<b>0</b>	<b>0</b>	<b>689,016</b>
	<b>SUB PROGRAM TOTAL</b>	<b>1,777,602</b>	<b>0</b>	<b>976,568</b>	<b>0</b>	<b>0</b>	<b>0</b>	<b>2,754,170</b>

**EXPENDITURE SUMMARY**  
**2019-2020 GENERAL OPERATING BUDGET**  
**UNIVERSITY OF NEBRASKA AT OMAHA**

SUBPROGRAM #/NAME 16 Criss Library

ACCOUNT	DESCRIPTION	UNRESTRICTED	DESIGNATED AND/OR RESTRICTED				TOTAL	
		STATE AND UNIVERSITY GENERATED	CASH	REVOLVING	FEDERAL	AUXILIARIES AND SERVICES		TRUST
511000	FACULTY							
	Professor	147,869	0	0	0	0	0	147,869
	Associate Professor	223,498	0	0	0	0	0	223,498
	Assistant Professor	398,394	0	0	0	0	0	398,394
	<b>SUBTOTAL FACULTY</b>	<b>769,761</b>	<b>0</b>	<b>0</b>	<b>0</b>	<b>0</b>	<b>0</b>	<b>769,761</b>
512100	Other Administrators	267,844	0	0	0	0	0	267,844
512000	Chairpersons	20,000	0	0	0	0	0	20,000
513000	Managerial/Professional	672,567	0	22,746	0	0	0	695,313
514000	Clerical/Technical/Service	609,396	0	31,683	0	0	0	641,079
516000	Student Wages	200,365	0	0	0	0	0	200,365
	<b>SUBTOTAL NONFACULTY</b>	<b>1,770,172</b>	<b>0</b>	<b>54,429</b>	<b>0</b>	<b>0</b>	<b>0</b>	<b>1,824,601</b>
	<b>SUBTOTAL SALARIES &amp; WAGES</b>	<b>2,539,933</b>	<b>0</b>	<b>54,429</b>	<b>0</b>	<b>0</b>	<b>0</b>	<b>2,594,362</b>
519100	Retirement Contribution	181,380	0	4,354	0	0	0	185,734
519200	FICA Contribution	177,075	0	4,164	0	0	0	181,239
519300	Health Insurance Contribution	330,107	0	6,930	0	0	0	337,037
519400	Life Insurance Contribution	1,352	0	61	0	0	0	1,413
519800	Workers Compensation	0	0	287	0	0	0	287
	<b>SUBTOTAL BENEFITS</b>	<b>689,914</b>	<b>0</b>	<b>15,796</b>	<b>0</b>	<b>0</b>	<b>0</b>	<b>705,710</b>
	<b>TOTAL PERSONAL SERVICES</b>	<b>3,229,847</b>	<b>0</b>	<b>70,225</b>	<b>0</b>	<b>0</b>	<b>0</b>	<b>3,300,072</b>
521000	Operating Expense	155,141	0	1,971,775	0	0	0	2,126,916
530000	Supplies & Materials	50,740	0	90,500	0	0	0	141,240
540000	Travel	21,695	0	0	0	0	0	21,695
550000	Capital Outlay	1,065,909	0	430,000	0	0	0	1,495,909
	<b>TOTAL NET OPERATING EXPENSES</b>	<b>1,293,485</b>	<b>0</b>	<b>2,492,275</b>	<b>0</b>	<b>0</b>	<b>0</b>	<b>3,785,760</b>
	<b>SUB PROGRAM TOTAL</b>	<b>4,523,332</b>	<b>0</b>	<b>2,562,500</b>	<b>0</b>	<b>0</b>	<b>0</b>	<b>7,085,832</b>



**EXPENDITURE SUMMARY**  
**2019-2020 GENERAL OPERATING BUDGET**  
**UNIVERSITY OF NEBRASKA AT OMAHA**

SUBPROGRAM #/NAME 22 Other Instruction or Research

ACCOUNT	DESCRIPTION	UNRESTRICTED	DESIGNATED AND/OR RESTRICTED					TOTAL
		STATE AND UNIVERSITY GENERATED	CASH	REVOLVING	FEDERAL	AUXILIARIES AND SERVICES	TRUST	
	Associate Professor	878,517	0	0	0	0	0	878,517
	Other	282,875	0	0	0	0	0	282,875
	<b>SUBTOTAL FACULTY</b>	<b>1,161,392</b>	<b>0</b>	<b>0</b>	<b>0</b>	<b>0</b>	<b>0</b>	<b>1,161,392</b>
512100	Other Administrators	334,058	0	34,233	0	0	0	368,291
513000	Managerial/Professional	430,757	0	290,453	0	0	166,151	887,361
514000	Clerical/Technical/Service	181,993	0	69,191	0	0	30,000	281,184
515000	Other Academic	13,863	0	18,482	0	0	0	32,345
516000	Student Wages	297	0	29,511	0	0	0	29,808
	<b>SUBTOTAL NONFACULTY</b>	<b>960,968</b>	<b>0</b>	<b>441,870</b>	<b>0</b>	<b>0</b>	<b>196,151</b>	<b>1,598,989</b>
	<b>SUBTOTAL SALARIES &amp; WAGES</b>	<b>2,122,360</b>	<b>0</b>	<b>441,870</b>	<b>0</b>	<b>0</b>	<b>196,151</b>	<b>2,760,381</b>
519100	Retirement Contribution	71,003	0	32,989	0	0	8,043	112,035
519200	FICA Contribution	130,096	0	31,745	0	0	9,219	171,060
519300	Health Insurance Contribution	108,315	0	48,162	0	0	14,907	171,384
519400	Life Insurance Contribution	757	0	412	0	0	196	1,365
519700	Unemployment Compensation	26,020	0	0	0	0	0	26,020
519800	Workers Compensation	218,301	0	2,326	0	0	0	220,627
	<b>SUBTOTAL BENEFITS</b>	<b>554,492</b>	<b>0</b>	<b>115,634</b>	<b>0</b>	<b>0</b>	<b>32,365</b>	<b>702,491</b>
	<b>TOTAL PERSONAL SERVICES</b>	<b>2,676,852</b>	<b>0</b>	<b>557,504</b>	<b>0</b>	<b>0</b>	<b>228,516</b>	<b>3,462,872</b>
521000	Operating Expense	10,074,911	93,280	2,928,184	0	0	0	13,096,375
530000	Supplies & Materials	121,662	2,500,000	320,000	0	0	0	2,941,662
540000	Travel	1,955	0	7,000	0	0	0	8,955
560000	Government Aid	4,500	0	0	0	0	0	4,500
	<b>TOTAL NET OPERATING EXPENSES</b>	<b>10,203,028</b>	<b>2,593,280</b>	<b>3,255,184</b>	<b>0</b>	<b>0</b>	<b>0</b>	<b>16,051,492</b>
	<b>SUB PROGRAM TOTAL</b>	<b>12,879,880</b>	<b>2,593,280</b>	<b>3,812,688</b>	<b>0</b>	<b>0</b>	<b>228,516</b>	<b>19,514,364</b>



**EXPENDITURE SUMMARY**  
**2019-2020 GENERAL OPERATING BUDGET**  
**UNIVERSITY OF NEBRASKA AT OMAHA**

SUBPROGRAM #/NAME 24 International Programs

ACCOUNT	DESCRIPTION	UNRESTRICTED	DESIGNATED AND/OR RESTRICTED					TOTAL
		STATE AND UNIVERSITY GENERATED	CASH	REVOLVING	FEDERAL	AUXILIARIES AND SERVICES	TRUST	
511000	FACULTY							
	Professor	2,565	0	0	0	0	0	2,565
	Associate Professor	0	0	3,075	0	0	0	3,075
	Instructor	13,736	0	0	0	0	0	13,736
	<b>SUBTOTAL FACULTY</b>	<b>16,301</b>	<b>0</b>	<b>3,075</b>	<b>0</b>	<b>0</b>	<b>0</b>	<b>19,376</b>
512100	Other Administrators	96,345	0	0	0	0	0	96,345
513000	Managerial/Professional	316,521	0	537,616	0	0	0	854,137
514000	Clerical/Technical/Service	107,850	0	143,814	83,350	0	41,733	376,747
516000	Student Wages	9,765	0	9,513	0	0	0	19,278
517000	Supplemental Salaries & Wages	0	0	23,850	0	0	0	23,850
	<b>SUBTOTAL NONFACULTY</b>	<b>530,481</b>	<b>0</b>	<b>714,793</b>	<b>83,350</b>	<b>0</b>	<b>41,733</b>	<b>1,370,357</b>
	<b>SUBTOTAL SALARIES &amp; WAGES</b>	<b>546,782</b>	<b>0</b>	<b>717,868</b>	<b>83,350</b>	<b>0</b>	<b>41,733</b>	<b>1,389,733</b>
519100	Retirement Contribution	33,885	0	53,772	4,084	0	1,711	93,452
519200	FICA Contribution	36,035	0	52,332	4,335	0	1,961	94,663
519300	Health Insurance Contribution	61,142	0	108,286	7,584	0	3,172	180,184
519400	Life Insurance Contribution	427	0	691	83	0	42	1,243
519800	Workers Compensation	0	0	4,512	0	0	0	4,512
	<b>SUBTOTAL BENEFITS</b>	<b>131,489</b>	<b>0</b>	<b>219,593</b>	<b>16,086</b>	<b>0</b>	<b>6,886</b>	<b>374,054</b>
	<b>TOTAL PERSONAL SERVICES</b>	<b>678,271</b>	<b>0</b>	<b>937,461</b>	<b>99,436</b>	<b>0</b>	<b>48,619</b>	<b>1,763,787</b>
521000	Operating Expense	4,170	0	230,510	0	0	0	234,680
530000	Supplies & Materials	6,076	0	58,000	0	0	0	64,076
540000	Travel	2,341	0	8,000	0	0	0	10,341
	<b>TOTAL NET OPERATING EXPENSES</b>	<b>12,587</b>	<b>0</b>	<b>296,510</b>	<b>0</b>	<b>0</b>	<b>0</b>	<b>309,097</b>
	<b>SUB PROGRAM TOTAL</b>	<b>690,858</b>	<b>0</b>	<b>1,233,971</b>	<b>99,436</b>	<b>0</b>	<b>48,619</b>	<b>2,072,884</b>

**EXPENDITURE SUMMARY**  
**2019-2020 GENERAL OPERATING BUDGET**  
**UNIVERSITY OF NEBRASKA AT OMAHA**

SUBPROGRAM #/NAME 26 Continuing Studies

ACCOUNT	DESCRIPTION	UNRESTRICTED	DESIGNATED AND/OR RESTRICTED					TOTAL
		STATE AND UNIVERSITY GENERATED	CASH	REVOLVING	FEDERAL	AUXILIARIES AND SERVICES	TRUST	
	Instructor	277,176	0	0	0	0	0	277,176
	<b>SUBTOTAL FACULTY</b>	<b>277,176</b>	<b>0</b>	<b>0</b>	<b>0</b>	<b>0</b>	<b>0</b>	<b>277,176</b>
512100	Other Administrators	87,996	0	0	0	0	0	87,996
513000	Managerial/Professional	444,726	0	27,803	0	0	0	472,529
514000	Clerical/Technical/Service	111,293	0	0	0	0	0	111,293
516000	Student Wages	8,577	0	0	0	0	0	8,577
517000	Supplemental Salaries & Wages	21,906	0	19,062	0	0	0	40,968
	<b>SUBTOTAL NONFACULTY</b>	<b>674,498</b>	<b>0</b>	<b>46,865</b>	<b>0</b>	<b>0</b>	<b>0</b>	<b>721,363</b>
	<b>SUBTOTAL SALARIES &amp; WAGES</b>	<b>951,674</b>	<b>0</b>	<b>46,865</b>	<b>0</b>	<b>0</b>	<b>0</b>	<b>998,539</b>
519100	Retirement Contribution	40,633	0	1,941	0	0	0	42,574
519200	FICA Contribution	62,716	0	3,095	0	0	0	65,811
519300	Health Insurance Contribution	73,319	0	2,645	0	0	0	75,964
519400	Life Insurance Contribution	513	0	351	0	0	0	864
519800	Workers Compensation	0	0	246	0	0	0	246
	<b>SUBTOTAL BENEFITS</b>	<b>177,181</b>	<b>0</b>	<b>8,278</b>	<b>0</b>	<b>0</b>	<b>0</b>	<b>185,459</b>
	<b>TOTAL PERSONAL SERVICES</b>	<b>1,128,855</b>	<b>0</b>	<b>55,143</b>	<b>0</b>	<b>0</b>	<b>0</b>	<b>1,183,998</b>
521000	Operating Expense	50,963	0	3,241,862	0	0	0	3,292,825
530000	Supplies & Materials	581,868	0	1,554,716	0	0	0	2,136,584
540000	Travel	10,660	0	0	0	0	0	10,660
	<b>TOTAL NET OPERATING EXPENSES</b>	<b>643,491</b>	<b>0</b>	<b>4,796,578</b>	<b>0</b>	<b>0</b>	<b>0</b>	<b>5,440,069</b>
	<b>SUB PROGRAM TOTAL</b>	<b>1,772,346</b>	<b>0</b>	<b>4,851,721</b>	<b>0</b>	<b>0</b>	<b>0</b>	<b>6,624,067</b>

**EXPENDITURE SUMMARY**  
**2019-2020 GENERAL OPERATING BUDGET**  
**UNIVERSITY OF NEBRASKA AT OMAHA**

SUBPROGRAM #/NAME 30 Distance Education

ACCOUNT	DESCRIPTION	UNRESTRICTED	DESIGNATED AND/OR RESTRICTED					TOTAL
		STATE AND UNIVERSITY GENERATED	CASH	REVOLVING	FEDERAL	AUXILIARIES AND SERVICES	TRUST	
513000	Managerial/Professional	103,254	0	86,782	0	0	0	190,036
	<b>SUBTOTAL NONFACULTY</b>	<b>103,254</b>	<b>0</b>	<b>86,782</b>	<b>0</b>	<b>0</b>	<b>0</b>	<b>190,036</b>
	<b>SUBTOTAL SALARIES &amp; WAGES</b>	<b>103,254</b>	<b>0</b>	<b>86,782</b>	<b>0</b>	<b>0</b>	<b>0</b>	<b>190,036</b>
519100	Retirement Contribution	6,546	0	2,787	0	0	0	9,333
519200	FICA Contribution	6,804	0	2,665	0	0	0	9,469
519300	Health Insurance Contribution	11,812	0	4,737	0	0	0	16,549
519400	Life Insurance Contribution	83	0	57	0	0	0	140
519800	Workers Compensation	0	0	457	0	0	0	457
	<b>SUBTOTAL BENEFITS</b>	<b>25,245</b>	<b>0</b>	<b>10,703</b>	<b>0</b>	<b>0</b>	<b>0</b>	<b>35,948</b>
	<b>TOTAL PERSONAL SERVICES</b>	<b>128,499</b>	<b>0</b>	<b>97,485</b>	<b>0</b>	<b>0</b>	<b>0</b>	<b>225,984</b>
521000	Operating Expense	0	0	688,920	0	0	0	688,920
530000	Supplies & Materials	36,300	0	225,000	0	0	0	261,300
	<b>TOTAL NET OPERATING EXPENSES</b>	<b>36,300</b>	<b>0</b>	<b>913,920</b>	<b>0</b>	<b>0</b>	<b>0</b>	<b>950,220</b>
	<b>SUB PROGRAM TOTAL</b>	<b>164,799</b>	<b>0</b>	<b>1,011,405</b>	<b>0</b>	<b>0</b>	<b>0</b>	<b>1,176,204</b>



**EXPENDITURE SUMMARY**  
**2019-2020 GENERAL OPERATING BUDGET**  
**UNIVERSITY OF NEBRASKA AT OMAHA**

SUBPROGRAM #/NAME 33 Physical Plant Administration

ACCOUNT	DESCRIPTION	UNRESTRICTED	DESIGNATED AND/OR RESTRICTED					TOTAL
		STATE AND UNIVERSITY GENERATED	CASH	REVOLVING	FEDERAL	AUXILIARIES AND SERVICES	TRUST	
512100	Other Administrators	58,333	0	0	0	0	0	58,333
513000	Managerial/Professional	1,118,419	0	0	0	78,600	0	1,197,019
514000	Clerical/Technical/Service	5,086,734	0	0	0	392,036	0	5,478,770
516000	Student Wages	68,652	0	0	0	64,690	0	133,342
517000	Supplemental Salaries & Wages	156,159	0	0	0	0	0	156,159
	<b>SUBTOTAL NONFACULTY</b>	<b>6,488,297</b>	<b>0</b>	<b>0</b>	<b>0</b>	<b>535,326</b>	<b>0</b>	<b>7,023,623</b>
	<b>SUBTOTAL SALARIES &amp; WAGES</b>	<b>6,488,297</b>	<b>0</b>	<b>0</b>	<b>0</b>	<b>535,326</b>	<b>0</b>	<b>7,023,623</b>
519100	Retirement Contribution	436,871	0	0	0	16,191	0	453,062
519200	FICA Contribution	446,620	0	0	0	29,480	0	476,100
519300	Health Insurance Contribution	793,726	0	0	0	98,846	0	892,572
519400	Life Insurance Contribution	3,712	0	0	0	5,176	0	8,888
519700	Unemployment Compensation	1,707	0	0	0	0	0	1,707
519800	Workers Compensation	14,314	0	0	0	2,819	0	17,133
	<b>SUBTOTAL BENEFITS</b>	<b>1,696,950</b>	<b>0</b>	<b>0</b>	<b>0</b>	<b>152,512</b>	<b>0</b>	<b>1,849,462</b>
	<b>TOTAL PERSONAL SERVICES</b>	<b>8,185,247</b>	<b>0</b>	<b>0</b>	<b>0</b>	<b>687,838</b>	<b>0</b>	<b>8,873,085</b>
521000	Operating Expense	2,572,029	0	0	0	1,508,488	0	4,080,517
529000	Utilities	6,161,004	0	0	0	0	0	6,161,004
530000	Supplies & Materials	634,906	0	0	0	0	0	634,906
540000	Travel	17,754	0	0	0	0	0	17,754
550000	Capital Outlay	105,772	0	0	0	0	0	105,772
	<b>TOTAL NET OPERATING EXPENSES</b>	<b>9,491,465</b>	<b>0</b>	<b>0</b>	<b>0</b>	<b>1,508,488</b>	<b>0</b>	<b>10,999,953</b>
	<b>SUB PROGRAM TOTAL</b>	<b>17,676,712</b>	<b>0</b>	<b>0</b>	<b>0</b>	<b>2,196,326</b>	<b>0</b>	<b>19,873,038</b>

**EXPENDITURE SUMMARY**  
**2019-2020 GENERAL OPERATING BUDGET**  
**UNIVERSITY OF NEBRASKA AT OMAHA**

SUBPROGRAM #/NAME 41 Executive Administration

ACCOUNT	DESCRIPTION	UNRESTRICTED	DESIGNATED AND/OR RESTRICTED					TOTAL
		STATE AND UNIVERSITY GENERATED	CASH	REVOLVING	FEDERAL	AUXILIARIES AND SERVICES	TRUST	
	Other	27,766	0	0	0	0	0	27,766
	<b>SUBTOTAL FACULTY</b>	<b>27,766</b>	<b>0</b>	<b>0</b>	<b>0</b>	<b>0</b>	<b>0</b>	<b>27,766</b>
512100	Other Administrators	284,043	0	0	0	0	13,000	297,043
513000	Managerial/Professional	94,569	0	0	0	0	40,974	135,543
514000	Clerical/Technical/Service	74,345	0	0	0	0	0	74,345
516000	Student Wages	7,344	0	0	0	0	0	7,344
	<b>SUBTOTAL NONFACULTY</b>	<b>460,301</b>	<b>0</b>	<b>0</b>	<b>0</b>	<b>0</b>	<b>53,974</b>	<b>514,275</b>
	<b>SUBTOTAL SALARIES &amp; WAGES</b>	<b>488,067</b>	<b>0</b>	<b>0</b>	<b>0</b>	<b>0</b>	<b>53,974</b>	<b>542,041</b>
519100	Retirement Contribution	27,700	0	0	0	0	1,680	29,380
519200	FICA Contribution	32,164	0	0	0	0	1,926	34,090
519300	Health Insurance Contribution	49,983	0	0	0	0	3,114	53,097
519400	Life Insurance Contribution	349	0	0	0	0	41	390
	<b>SUBTOTAL BENEFITS</b>	<b>110,196</b>	<b>0</b>	<b>0</b>	<b>0</b>	<b>0</b>	<b>6,761</b>	<b>116,957</b>
	<b>TOTAL PERSONAL SERVICES</b>	<b>598,263</b>	<b>0</b>	<b>0</b>	<b>0</b>	<b>0</b>	<b>60,735</b>	<b>658,998</b>
521000	Operating Expense	81,143	18,880	0	0	0	0	100,023
530000	Supplies & Materials	14,794	0	0	0	0	0	14,794
540000	Travel	13,069	0	0	0	0	0	13,069
550000	Capital Outlay	1,174	0	0	0	0	0	1,174
	<b>TOTAL NET OPERATING EXPENSES</b>	<b>110,180</b>	<b>18,880</b>	<b>0</b>	<b>0</b>	<b>0</b>	<b>0</b>	<b>129,060</b>
	<b>SUB PROGRAM TOTAL</b>	<b>708,443</b>	<b>18,880</b>	<b>0</b>	<b>0</b>	<b>0</b>	<b>60,735</b>	<b>788,058</b>

**EXPENDITURE SUMMARY**  
**2019-2020 GENERAL OPERATING BUDGET**  
**UNIVERSITY OF NEBRASKA AT OMAHA**

SUBPROGRAM #/NAME 42 Student Services

ACCOUNT	DESCRIPTION	UNRESTRICTED	DESIGNATED AND/OR RESTRICTED					TOTAL
		STATE AND UNIVERSITY GENERATED	CASH	REVOLVING	FEDERAL	AUXILIARIES AND SERVICES	TRUST	
512100	Other Administrators	728,252	0	266,205	0	0	0	994,457
513000	Managerial/Professional	2,594,484	0	1,969,867	236,803	1,736,592	160,736	6,698,482
514000	Clerical/Technical/Service	775,180	0	448,030	37,376	1,663,463	0	2,924,049
515000	Other Academic	50,827	0	74,656	0	92,409	0	217,892
516000	Student Wages	91,512	0	203,717	0	1,497,842	0	1,793,071
517000	Supplemental Salaries & Wages	80,047	0	14,740	0	71,332	0	166,119
<b>SUBTOTAL NONFACULTY</b>		<b>4,320,302</b>	<b>0</b>	<b>2,977,215</b>	<b>274,179</b>	<b>5,061,638</b>	<b>160,736</b>	<b>12,794,070</b>
<b>SUBTOTAL SALARIES &amp; WAGES</b>		<b>4,320,302</b>	<b>0</b>	<b>2,977,215</b>	<b>274,179</b>	<b>5,061,638</b>	<b>160,736</b>	<b>12,794,070</b>
519100	Retirement Contribution	257,662	0	182,691	13,435	223,313	6,590	683,691
519200	FICA Contribution	284,709	0	198,159	14,257	274,626	7,554	779,305
519300	Health Insurance Contribution	464,929	0	350,958	24,950	594,964	12,216	1,448,017
519400	Life Insurance Contribution	3,250	0	3,780	274	6,443	161	13,908
519700	Unemployment Compensation	2,645	0	0	0	0	0	2,645
519800	Workers Compensation	22,187	0	12,231	0	26,783	0	61,201
<b>SUBTOTAL BENEFITS</b>		<b>1,035,382</b>	<b>0</b>	<b>747,819</b>	<b>52,916</b>	<b>1,126,129</b>	<b>26,521</b>	<b>2,988,767</b>
<b>TOTAL PERSONAL SERVICES</b>		<b>5,355,684</b>	<b>0</b>	<b>3,725,034</b>	<b>327,095</b>	<b>6,187,767</b>	<b>187,257</b>	<b>15,782,837</b>
521000	Operating Expense	517,961	25,020	1,534,547	0	2,207,247	0	4,284,775
530000	Supplies & Materials	18,176	0	86,496	0	352,316	0	456,988
540000	Travel	10,811	0	10,000	0	45,396	0	66,207
550000	Capital Outlay	0	0	0	0	2,450	0	2,450
560000	Government Aid	15,860	0	21,628	0	26,000	0	63,488
570000	Cost of Goods Sold	0	0	0	0	5,279,133	0	5,279,133
<b>TOTAL NET OPERATING EXPENSES</b>		<b>562,808</b>	<b>25,020</b>	<b>1,652,671</b>	<b>0</b>	<b>7,912,542</b>	<b>0</b>	<b>10,153,041</b>
<b>SUB PROGRAM TOTAL</b>		<b>5,918,492</b>	<b>25,020</b>	<b>5,377,705</b>	<b>327,095</b>	<b>14,100,309</b>	<b>187,257</b>	<b>25,935,878</b>

**EXPENDITURE SUMMARY**  
**2019-2020 GENERAL OPERATING BUDGET**  
**UNIVERSITY OF NEBRASKA AT OMAHA**

SUBPROGRAM #/NAME 43 Business and Finance

ACCOUNT	DESCRIPTION	UNRESTRICTED	DESIGNATED AND/OR RESTRICTED					TOTAL
		STATE AND UNIVERSITY GENERATED	CASH	REVOLVING	FEDERAL	AUXILIARIES AND SERVICES	TRUST	
512100	Other Administrators	706,606	0	0	0	0	0	706,606
513000	Managerial/Professional	2,302,780	50,440	153,848	0	71,400	0	2,578,468
514000	Clerical/Technical/Service	894,450	0	0	0	0	0	894,450
516000	Student Wages	50,418	0	2,043	0	0	0	52,461
517000	Supplemental Salaries & Wages	40,091	0	488	0	0	0	40,579
	<b>SUBTOTAL NONFACULTY</b>	<b>3,994,345</b>	<b>50,440</b>	<b>156,379</b>	<b>0</b>	<b>71,400</b>	<b>0</b>	<b>4,272,564</b>
	<b>SUBTOTAL SALARIES &amp; WAGES</b>	<b>3,994,345</b>	<b>50,440</b>	<b>156,379</b>	<b>0</b>	<b>71,400</b>	<b>0</b>	<b>4,272,564</b>
519100	Retirement Contribution	242,631	3,725	12,308	0	5,712	0	264,376
519200	FICA Contribution	263,227	3,450	11,495	0	5,284	0	283,456
519300	Health Insurance Contribution	437,808	5,152	16,375	0	5,364	0	464,699
519400	Life Insurance Contribution	3,062	53	202	0	143	0	3,460
519700	Unemployment Compensation	3,628	0	0	0	0	0	3,628
519800	Workers Compensation	30,439	0	761	0	376	0	31,576
	<b>SUBTOTAL BENEFITS</b>	<b>980,795</b>	<b>12,380</b>	<b>41,141</b>	<b>0</b>	<b>16,879</b>	<b>0</b>	<b>1,051,195</b>
	<b>TOTAL PERSONAL SERVICES</b>	<b>4,975,140</b>	<b>62,820</b>	<b>197,520</b>	<b>0</b>	<b>88,279</b>	<b>0</b>	<b>5,323,759</b>
521000	Operating Expense	1,247,623	0	47,871	0	0	0	1,295,494
530000	Supplies & Materials	106,536	0	0	0	0	0	106,536
540000	Travel	13,982	0	0	0	0	0	13,982
550000	Capital Outlay	20,204	0	0	0	0	0	20,204
	<b>TOTAL NET OPERATING EXPENSES</b>	<b>1,388,345</b>	<b>0</b>	<b>47,871</b>	<b>0</b>	<b>0</b>	<b>0</b>	<b>1,436,216</b>
	<b>SUB PROGRAM TOTAL</b>	<b>6,363,485</b>	<b>62,820</b>	<b>245,391</b>	<b>0</b>	<b>88,279</b>	<b>0</b>	<b>6,759,975</b>

**EXPENDITURE SUMMARY**  
**2019-2020 GENERAL OPERATING BUDGET**  
**UNIVERSITY OF NEBRASKA AT OMAHA**

SUBPROGRAM #/NAME 44 General Expense

ACCOUNT	DESCRIPTION	UNRESTRICTED	DESIGNATED AND/OR RESTRICTED					TOTAL
		STATE AND UNIVERSITY GENERATED	CASH	REVOLVING	FEDERAL	AUXILIARIES AND SERVICES	TRUST	
512100	Other Administrators	11,855	0	0	0	0	0	11,855
513000	Managerial/Professional	1,021,421	0	0	0	233,258	0	1,254,679
514000	Clerical/Technical/Service	210,820	0	0	0	20,632	0	231,452
516000	Student Wages	0	0	0	0	8,469	0	8,469
517000	Supplemental Salaries & Wages	3,500	0	0	0	0	0	3,500
<b>SUBTOTAL NONFACULTY</b>		<b>1,247,596</b>	<b>0</b>	<b>0</b>	<b>0</b>	<b>262,359</b>	<b>0</b>	<b>1,509,955</b>
<b>SUBTOTAL SALARIES &amp; WAGES</b>		<b>1,247,596</b>	<b>0</b>	<b>0</b>	<b>0</b>	<b>262,359</b>	<b>0</b>	<b>1,509,955</b>
519100	Retirement Contribution	90,769	0	0	0	19,736	0	110,505
519200	FICA Contribution	86,214	0	0	0	18,723	0	104,937
519300	Health Insurance Contribution	165,070	0	0	0	31,161	0	196,231
519400	Life Insurance Contribution	720	0	0	0	373	0	1,093
519800	Workers Compensation	0	0	0	0	1,262	0	1,262
<b>SUBTOTAL BENEFITS</b>		<b>342,773</b>	<b>0</b>	<b>0</b>	<b>0</b>	<b>71,255</b>	<b>0</b>	<b>414,028</b>
<b>TOTAL PERSONAL SERVICES</b>		<b>1,590,369</b>	<b>0</b>	<b>0</b>	<b>0</b>	<b>333,614</b>	<b>0</b>	<b>1,923,983</b>
521000	Operating Expense	738,286	0	0	0	251,977	0	990,263
530000	Supplies & Materials	119,331	0	0	0	51,639	0	170,970
<b>TOTAL NET OPERATING EXPENSES</b>		<b>857,617</b>	<b>0</b>	<b>0</b>	<b>0</b>	<b>303,616</b>	<b>0</b>	<b>1,161,233</b>
<b>SUB PROGRAM TOTAL</b>		<b>2,447,986</b>	<b>0</b>	<b>0</b>	<b>0</b>	<b>637,230</b>	<b>0</b>	<b>3,085,216</b>

EXPENDITURE SUMMARY  
 2019-2020 GENERAL OPERATING BUDGET  
 UNIVERSITY OF NEBRASKA AT OMAHA

SUBPROGRAM #/NAME 46 Peter Kiewit Institute

ACCOUNT	DESCRIPTION	UNRESTRICTED	DESIGNATED AND/OR RESTRICTED					TOTAL
		STATE AND UNIVERSITY GENERATED	CASH	REVOLVING	FEDERAL	AUXILIARIES AND SERVICES	TRUST	
	SUBTOTAL NONFACULTY	0	0	0	0	0	0	0
	SUBTOTAL SALARIES & WAGES	0	0	0	0	0	0	0
	TOTAL PERSONAL SERVICES	0	0	0	0	0	0	0
	SUB PROGRAM TOTAL	0	0	0	0	0	0	0

**EXPENDITURE SUMMARY**  
**2019-2020 GENERAL OPERATING BUDGET**  
**UNIVERSITY OF NEBRASKA AT OMAHA**

SUBPROGRAM #/NAME 75 Student Housing

ACCOUNT	DESCRIPTION	UNRESTRICTED	DESIGNATED AND/OR RESTRICTED					TOTAL
		STATE AND UNIVERSITY GENERATED	CASH	REVOLVING	FEDERAL	AUXILIARIES AND SERVICES	TRUST	
512100	Other Administrators	0	0	0	0	56,486	0	56,486
513000	Managerial/Professional	0	0	0	0	404,687	0	404,687
514000	Clerical/Technical/Service	0	0	0	0	176,201	0	176,201
516000	Student Wages	0	0	0	0	83,196	0	83,196
517000	Supplemental Salaries & Wages	0	0	0	0	24,804	0	24,804
<b>SUBTOTAL NONFACULTY</b>		<b>0</b>	<b>0</b>	<b>0</b>	<b>0</b>	<b>745,374</b>	<b>0</b>	<b>745,374</b>
<b>SUBTOTAL SALARIES &amp; WAGES</b>		<b>0</b>	<b>0</b>	<b>0</b>	<b>0</b>	<b>745,374</b>	<b>0</b>	<b>745,374</b>
519100	Retirement Contribution	0	0	0	0	42,879	0	42,879
519200	FICA Contribution	0	0	0	0	46,356	0	46,356
519300	Health Insurance Contribution	0	0	0	0	147,544	0	147,544
519400	Life Insurance Contribution	0	0	0	0	692	0	692
519800	Workers Compensation	0	0	0	0	2,511	0	2,511
<b>SUBTOTAL BENEFITS</b>		<b>0</b>	<b>0</b>	<b>0</b>	<b>0</b>	<b>239,982</b>	<b>0</b>	<b>239,982</b>
<b>TOTAL PERSONAL SERVICES</b>		<b>0</b>	<b>0</b>	<b>0</b>	<b>0</b>	<b>985,356</b>	<b>0</b>	<b>985,356</b>
521000	Operating Expense	0	0	0	0	1,488,722	0	1,488,722
530000	Supplies & Materials	0	0	0	0	226,758	0	226,758
<b>TOTAL NET OPERATING EXPENSES</b>		<b>0</b>	<b>0</b>	<b>0</b>	<b>0</b>	<b>1,715,480</b>	<b>0</b>	<b>1,715,480</b>
<b>SUB PROGRAM TOTAL</b>		<b>0</b>	<b>0</b>	<b>0</b>	<b>0</b>	<b>2,700,836</b>	<b>0</b>	<b>2,700,836</b>

**EXPENDITURE SUMMARY**  
**2019-2020 GENERAL OPERATING BUDGET**  
**UNIVERSITY OF NEBRASKA AT OMAHA**

SUBPROGRAM #/NAME 77 Intercollegiate Athletics

ACCOUNT	DESCRIPTION	UNRESTRICTED	DESIGNATED AND/OR RESTRICTED					TOTAL
		STATE AND UNIVERSITY GENERATED	CASH	REVOLVING	FEDERAL	AUXILIARIES AND SERVICES	TRUST	
512100	Other Administrators	0	0	0	0	1,743,752	0	1,743,752
513000	Managerial/Professional	4,602,019	0	0	0	-2,001,074	0	2,600,945
514000	Clerical/Technical/Service	0	0	0	0	303,936	0	303,936
516000	Student Wages	0	0	0	0	113,818	0	113,818
517000	Supplemental Salaries & Wages	0	0	0	0	15,132	0	15,132
	<b>SUBTOTAL NONFACULTY</b>	<b>4,602,019</b>	<b>0</b>	<b>0</b>	<b>0</b>	<b>175,564</b>	<b>0</b>	<b>4,777,583</b>
	<b>SUBTOTAL SALARIES &amp; WAGES</b>	<b>4,602,019</b>	<b>0</b>	<b>0</b>	<b>0</b>	<b>175,564</b>	<b>0</b>	<b>4,777,583</b>
519100	Retirement Contribution	351,564	0	0	0	-157,745	0	193,819
519200	FICA Contribution	347,831	0	0	0	-62,404	0	285,427
519300	Health Insurance Contribution	484,477	0	0	0	151,750	0	636,227
519400	Life Insurance Contribution	28,516	0	0	0	-24,394	0	4,122
519800	Workers Compensation	0	0	0	0	25,156	0	25,156
	<b>SUBTOTAL BENEFITS</b>	<b>1,212,388</b>	<b>0</b>	<b>0</b>	<b>0</b>	<b>-67,637</b>	<b>0</b>	<b>1,144,751</b>
	<b>TOTAL PERSONAL SERVICES</b>	<b>5,814,407</b>	<b>0</b>	<b>0</b>	<b>0</b>	<b>107,927</b>	<b>0</b>	<b>5,922,334</b>
521000	Operating Expense	0	0	0	0	2,186,557	0	2,186,557
530000	Supplies & Materials	0	0	0	0	818,750	0	818,750
540000	Travel	0	0	0	0	1,984,250	0	1,984,250
560000	Government Aid	0	0	0	0	1,095,000	0	1,095,000
570000	Cost of Goods Sold	0	0	0	0	5,000	0	5,000
	<b>TOTAL NET OPERATING EXPENSES</b>	<b>0</b>	<b>0</b>	<b>0</b>	<b>0</b>	<b>6,089,557</b>	<b>0</b>	<b>6,089,557</b>
	<b>SUB PROGRAM TOTAL</b>	<b>5,814,407</b>	<b>0</b>	<b>0</b>	<b>0</b>	<b>6,197,484</b>	<b>0</b>	<b>12,011,891</b>



**EXPENDITURE SUMMARY**  
**2019-2020 GENERAL OPERATING BUDGET**  
**UNIVERSITY OF NEBRASKA AT OMAHA**

SUBPROGRAM #/NAME 78      Arena

ACCOUNT	DESCRIPTION	UNRESTRICTED	DESIGNATED AND/OR RESTRICTED					TOTAL
		STATE AND UNIVERSITY GENERATED	CASH	REVOLVING	FEDERAL	AUXILIARIES AND SERVICES	TRUST	
513000	Managerial/Professional	0	0	0	0	638,706	0	638,706
514000	Clerical/Technical/Service	0	0	0	0	120,364	0	120,364
517000	Supplemental Salaries & Wages	0	0	0	0	302,732	0	302,732
	<b>SUBTOTAL NONFACULTY</b>	<b>0</b>	<b>0</b>	<b>0</b>	<b>0</b>	<b>1,061,802</b>	<b>0</b>	<b>1,061,802</b>
	<b>SUBTOTAL SALARIES &amp; WAGES</b>	<b>0</b>	<b>0</b>	<b>0</b>	<b>0</b>	<b>1,061,802</b>	<b>0</b>	<b>1,061,802</b>
519100	Retirement Contribution	0	0	0	0	41,479	0	41,479
519200	FICA Contribution	0	0	0	0	60,726	0	60,726
519300	Health Insurance Contribution	0	0	0	0	119,031	0	119,031
519400	Life Insurance Contribution	0	0	0	0	759	0	759
519800	Workers Compensation	0	0	0	0	5,590	0	5,590
	<b>SUBTOTAL BENEFITS</b>	<b>0</b>	<b>0</b>	<b>0</b>	<b>0</b>	<b>227,585</b>	<b>0</b>	<b>227,585</b>
	<b>TOTAL PERSONAL SERVICES</b>	<b>0</b>	<b>0</b>	<b>0</b>	<b>0</b>	<b>1,289,387</b>	<b>0</b>	<b>1,289,387</b>
521000	Operating Expense	0	0	0	0	1,533,500	0	1,533,500
529000	Utilities	0	0	0	0	650,000	0	650,000
	<b>TOTAL NET OPERATING EXPENSES</b>	<b>0</b>	<b>0</b>	<b>0</b>	<b>0</b>	<b>2,183,500</b>	<b>0</b>	<b>2,183,500</b>
	<b>SUB PROGRAM TOTAL</b>	<b>0</b>	<b>0</b>	<b>0</b>	<b>0</b>	<b>3,472,887</b>	<b>0</b>	<b>3,472,887</b>

**EXPENDITURE SUMMARY**  
**2019-2020 GENERAL OPERATING BUDGET**  
**UNIVERSITY OF NEBRASKA AT OMAHA**

SUBPROGRAM #/NAME 98      Company Balance Sheets

ACCOUNT	DESCRIPTION	UNRESTRICTED	DESIGNATED AND/OR RESTRICTED					TOTAL
		STATE AND UNIVERSITY GENERATED	CASH	REVOLVING	FEDERAL	AUXILIARIES AND SERVICES	TRUST	
512100	Other Administrators	0	0	0	0	266,330	0	266,330
513000	Managerial/Professional	0	0	0	0	1,629,863	0	1,629,863
514000	Clerical/Technical/Service	0	0	0	0	47,673	0	47,673
517000	Supplemental Salaries & Wages	0	0	0	0	21,123	0	21,123
	<b>SUBTOTAL NONFACULTY</b>	<b>0</b>	<b>0</b>	<b>0</b>	<b>0</b>	<b>1,964,989</b>	<b>0</b>	<b>1,964,989</b>
	<b>SUBTOTAL SALARIES &amp; WAGES</b>	<b>0</b>	<b>0</b>	<b>0</b>	<b>0</b>	<b>1,964,989</b>	<b>0</b>	<b>1,964,989</b>
519100	Retirement Contribution	0	0	0	0	81,438	0	81,438
519200	FICA Contribution	0	0	0	0	110,493	0	110,493
519300	Health Insurance Contribution	0	0	0	0	213,125	0	213,125
519400	Life Insurance Contribution	0	0	0	0	1,732	0	1,732
519800	Workers Compensation	0	0	0	0	14,538	0	14,538
	<b>SUBTOTAL BENEFITS</b>	<b>0</b>	<b>0</b>	<b>0</b>	<b>0</b>	<b>421,326</b>	<b>0</b>	<b>421,326</b>
	<b>TOTAL PERSONAL SERVICES</b>	<b>0</b>	<b>0</b>	<b>0</b>	<b>0</b>	<b>2,386,315</b>	<b>0</b>	<b>2,386,315</b>
521000	Operating Expense	0	0	0	0	12,180,334	0	12,180,334
	<b>TOTAL NET OPERATING EXPENSES</b>	<b>0</b>	<b>0</b>	<b>0</b>	<b>0</b>	<b>12,180,334</b>	<b>0</b>	<b>12,180,334</b>
	<b>SUB PROGRAM TOTAL</b>	<b>0</b>	<b>0</b>	<b>0</b>	<b>0</b>	<b>14,566,649</b>	<b>0</b>	<b>14,566,649</b>

**EXPENDITURE SUMMARY**  
**2019-2020 GENERAL OPERATING BUDGET**  
**UNIVERSITY OF NEBRASKA AT OMAHA**

SUBPROGRAM #/NAME 99      Income Activity

ACCOUNT	DESCRIPTION	UNRESTRICTED	DESIGNATED AND/OR RESTRICTED					TOTAL
		STATE AND UNIVERSITY GENERATED	CASH	REVOLVING	FEDERAL	AUXILIARIES AND SERVICES	TRUST	
521000	Operating Expense	0	0	0	7,264,597	0	5,120,896	12,385,493
530000	Supplies & Materials	0	0	0	1,768,000	0	3,860,000	5,628,000
540000	Travel	0	0	0	331,000	0	155,000	486,000
550000	Capital Outlay	0	0	0	148,000	0	130,000	278,000
560000	Government Aid	0	0	0	83,723,978	0	26,005,668	109,729,646
	<b>TOTAL NET OPERATING EXPENSES</b>	<b>0</b>	<b>0</b>	<b>0</b>	<b>93,235,575</b>	<b>0</b>	<b>35,271,564</b>	<b>128,507,139</b>
	<b>SUB PROGRAM TOTAL</b>	<b>0</b>	<b>0</b>	<b>0</b>	<b>93,235,575</b>	<b>0</b>	<b>35,271,564</b>	<b>128,507,139</b>

**EXPENDITURE SUMMARY**  
**2019-2020 GENERAL OPERATING BUDGET**  
**UNIVERSITY OF NEBRASKA AT KEARNEY**

**CAMPUS TOTAL**

ACCOUNT	DESCRIPTION	UNRESTRICTED	DESIGNATED AND/OR RESTRICTED					TOTAL
		STATE AND UNIVERSITY GENERATED	CASH	REVOLVING	FEDERAL	AUXILIARIES AND SERVICES	TRUST	
511000	FACULTY							
	Professor	8,149,337	0	0	0	0	91,303	8,240,640
	Associate Professor	5,426,214	0	0	0	0	0	5,426,214
	Assistant Professor	5,601,239	0	0	0	0	55,963	5,657,202
	Other	4,383,609	0	321,483	363,248	0	873,791	5,942,131
	<b>SUBTOTAL FACULTY</b>	<b>23,560,399</b>	<b>0</b>	<b>321,483</b>	<b>363,248</b>	<b>0</b>	<b>1,021,057</b>	<b>25,266,187</b>
512100	Other Administrators	4,361,979	0	0	0	724,512	39,647	5,126,138
512000	Chairpersons	1,062,740	0	0	0	0	0	1,062,740
513000	Managerial/Professional	6,960,367	0	477,649	146,216	1,520,921	505,549	9,610,702
514000	Clerical/Technical/Service	5,584,678	0	0	55,390	1,707,183	81,054	7,428,305
515000	Other Academic	615,689	0	0	0	33,270	0	648,959
516000	Student Wages	455,925	0	930,281	408,563	219,716	284,140	2,298,625
517000	Supplemental Salaries & Wages	5,855	0	591,897	0	876,906	0	1,474,658
	<b>SUBTOTAL NONFACULTY</b>	<b>19,047,233</b>	<b>0</b>	<b>1,999,827</b>	<b>610,169</b>	<b>5,082,508</b>	<b>910,390</b>	<b>27,650,127</b>
	<b>SUBTOTAL SALARIES &amp; WAGES</b>	<b>42,607,632</b>	<b>0</b>	<b>2,321,310</b>	<b>973,417</b>	<b>5,082,508</b>	<b>1,931,447</b>	<b>52,916,314</b>
519100	Retirement Contribution	3,180,672	0	60,346	43,950	285,444	112,965	3,683,377
519200	FICA Contribution	3,104,589	0	57,706	43,212	302,412	117,772	3,625,691
519300	Health Insurance Contribution	6,777,552	0	10,335	143,066	860,568	270,452	8,061,973
519400	Life Insurance Contribution	45,767	0	1,358	1,018	7,041	2,730	57,914
519700	Unemployment Compensation	46,000	0	0	0	5,000	0	51,000
519800	Workers Compensation	130,816	0	11,568	0	17,835	10,417	170,636
	<b>SUBTOTAL BENEFITS</b>	<b>13,285,396</b>	<b>0</b>	<b>141,313</b>	<b>231,246</b>	<b>1,478,300</b>	<b>514,336</b>	<b>15,650,591</b>
	<b>TOTAL PERSONAL SERVICES</b>	<b>55,893,028</b>	<b>0</b>	<b>2,462,623</b>	<b>1,204,663</b>	<b>6,560,808</b>	<b>2,445,783</b>	<b>68,566,905</b>
521000	Operating Expense	8,515,722	220,000	5,510,223	795,337	15,649,135	2,400,090	33,090,507
529000	Utilities	3,224,042	0	0	0	1,744,654	0	4,968,696
530000	Supplies & Materials	2,494,108	0	977,154	0	0	0	3,471,262
540000	Travel	311,918	0	0	0	21,587	25,000	358,505
550000	Capital Outlay	949,096	0	0	0	6,816	100,100	1,056,012
560000	Government Aid	78,939	0	50,000	38,000,000	17,000	10,029,027	48,174,966
	<b>TOTAL NET OPERATING EXPENSES</b>	<b>15,573,825</b>	<b>220,000</b>	<b>6,537,377</b>	<b>38,795,337</b>	<b>17,439,192</b>	<b>12,554,217</b>	<b>91,119,948</b>
	<b>CAMPUS TOTAL</b>	<b>71,466,853</b>	<b>220,000</b>	<b>9,000,000</b>	<b>40,000,000</b>	<b>24,000,000</b>	<b>15,000,000</b>	<b>159,686,853</b>

**REVENUE SUMMARY**  
**2019-2020 GENERAL OPERATING BUDGET**  
**UNIVERSITY OF NEBRASKA AT KEARNEY**

**CAMPUS TOTAL**

ACCOUNT	DESCRIPTION	UNRESTRICTED	DESIGNATED AND/OR RESTRICTED					TOTAL
		STATE AND UNIVERSITY GENERATED	CASH	REVOLVING	FEDERAL	AUXILIARIES AND SERVICES	TRUST	
410000	State Appropriation	42,160,525	0	0	0	0	0	42,160,525
<b>TOTAL STATE SUPPORT</b>		<b>42,160,525</b>	<b>0</b>	<b>0</b>	<b>0</b>	<b>0</b>	<b>0</b>	<b>42,160,525</b>
460000	Restricted Revenue	0	0	0	253,855	0	0	253,855
461000	Federal Grants & Contract	0	0	0	1,746,145	0	0	1,746,145
490000	Other Revenues	0	0	0	38,000,000	0	0	38,000,000
<b>TOTAL FEDERAL FUND</b>		<b>0</b>	<b>0</b>	<b>0</b>	<b>40,000,000</b>	<b>0</b>	<b>0</b>	<b>40,000,000</b>
442810	Other Student Fees	0	0	4,138,512	0	0	0	4,138,512
450000	Sales and Services	0	0	4,811,488	0	23,432,919	0	28,244,407
460000	Restricted Revenue	0	0	0	0	567,081	0	567,081
464000	Private Gifts & Contracts	0	0	50,000	0	0	0	50,000
<b>TOTAL REVOLVING FUND</b>		<b>0</b>	<b>0</b>	<b>9,000,000</b>	<b>0</b>	<b>24,000,000</b>	<b>0</b>	<b>33,000,000</b>
442810	Other Student Fees	0	0	0	0	0	160,000	160,000
460000	Restricted Revenue	0	0	0	0	0	13,997,370	13,997,370
461000	Federal Grants & Contract	0	0	0	0	0	743,335	743,335
464000	Private Gifts & Contracts	0	0	0	0	0	99,295	99,295
<b>TOTAL TRUST FUND</b>		<b>0</b>	<b>0</b>	<b>0</b>	<b>0</b>	<b>0</b>	<b>15,000,000</b>	<b>15,000,000</b>
441100	Undergraduate Resident	23,372,187	0	0	0	0	0	23,372,187
441110	Undergraduate Nonresident	6,297,942	0	0	0	0	0	6,297,942
441200	Graduate Resident	5,614,975	0	0	0	0	0	5,614,975
441210	Graduate Nonresident	3,523,338	0	0	0	0	0	3,523,338
<b>TOTAL GROSS TUITION</b>		<b>38,808,442</b>	<b>0</b>	<b>0</b>	<b>0</b>	<b>0</b>	<b>0</b>	<b>38,808,442</b>
441001	Tuition Adjustments	-1,048,831	0	0	0	0	0	-1,048,831
441990	Tuition Remissions	-8,355,369	0	0	0	0	0	-8,355,369
<b>TOTAL TUITION OFFSETS</b>		<b>-9,404,200</b>	<b>0</b>	<b>0</b>	<b>0</b>	<b>0</b>	<b>0</b>	<b>-9,404,200</b>
<b>SUBTOTAL NET TUITION (CASH)</b>		<b>29,404,242</b>	<b>0</b>	<b>0</b>	<b>0</b>	<b>0</b>	<b>0</b>	<b>29,404,242</b>
442100	Institutional Student Fee	141,475	0	0	0	0	0	141,475
442710	Graduation Processing Fee	35,530	0	0	0	0	0	35,530
442800	Late Payment Fees	70,800	0	0	0	0	0	70,800
<b>SUBTOTAL STUDENT FEES</b>		<b>247,805</b>	<b>0</b>	<b>0</b>	<b>0</b>	<b>0</b>	<b>0</b>	<b>247,805</b>
430000	Invest Loan/Endowment	704,850	0	0	0	0	0	704,850
461900	Indirect Costs-Federal	20,000	220,000	0	0	0	0	240,000
490100	Misc Cash Income	60,565	0	0	0	0	0	60,565
833428	U-Wide Debt Svc & Admin S	-1,131,134	0	0	0	0	0	-1,131,134
<b>SUBTOTAL OTHER CASH</b>		<b>-345,719</b>	<b>220,000</b>	<b>0</b>	<b>0</b>	<b>0</b>	<b>0</b>	<b>122,086</b>
<b>TOTAL CASH FUND</b>		<b>29,306,328</b>	<b>220,000</b>	<b>0</b>	<b>0</b>	<b>0</b>	<b>0</b>	<b>29,526,328</b>
<b>TOTAL REVENUE</b>		<b>71,466,853</b>	<b>220,000</b>	<b>9,000,000</b>	<b>40,000,000</b>	<b>24,000,000</b>	<b>15,000,000</b>	<b>159,686,853</b>

8/7/19

8:19:24AM

**EXPENDITURE SUMMARY**  
**2019-2020 GENERAL OPERATING BUDGET**  
**UNIVERSITY OF NEBRASKA AT KEARNEY**

SUBPROGRAM #/NAME 01 Academic Affairs

ACCOUNT	DESCRIPTION	UNRESTRICTED	DESIGNATED AND/OR RESTRICTED				TOTAL	
		STATE AND UNIVERSITY GENERATED	CASH	REVOLVING	FEDERAL	AUXILIARIES AND SERVICES		TRUST
511000	FACULTY							
	Professor	0	0	0	0	0	65,844	65,844
	Assistant Professor	14,622	0	0	0	0	0	14,622
	Other	305,409	0	321,483	0	0	0	626,892
	<b>SUBTOTAL FACULTY</b>	<b>320,031</b>	<b>0</b>	<b>321,483</b>	<b>0</b>	<b>0</b>	<b>65,844</b>	<b>707,358</b>
512100	Other Administrators	773,937	0	0	0	0	0	773,937
513000	Managerial/Professional	628,731	0	432,847	0	0	169,598	1,231,176
514000	Clerical/Technical/Service	237,536	0	0	0	0	38,401	275,937
516000	Student Wages	50	0	674,756	0	0	0	674,806
	<b>SUBTOTAL NONFACULTY</b>	<b>1,640,254</b>	<b>0</b>	<b>1,107,603</b>	<b>0</b>	<b>0</b>	<b>207,999</b>	<b>2,955,856</b>
	<b>SUBTOTAL SALARIES &amp; WAGES</b>	<b>1,960,285</b>	<b>0</b>	<b>1,429,086</b>	<b>0</b>	<b>0</b>	<b>273,843</b>	<b>3,663,214</b>
519100	Retirement Contribution	156,138	0	60,346	0	0	15,557	232,041
519200	FICA Contribution	91,697	0	57,706	0	0	15,912	165,315
519300	Health Insurance Contribution	-110,761	0	10,335	0	0	56,285	-44,141
519400	Life Insurance Contribution	-24,850	0	1,358	0	0	374	-23,118
	<b>SUBTOTAL BENEFITS</b>	<b>112,224</b>	<b>0</b>	<b>129,745</b>	<b>0</b>	<b>0</b>	<b>88,128</b>	<b>330,097</b>
	<b>TOTAL PERSONAL SERVICES</b>	<b>2,072,509</b>	<b>0</b>	<b>1,558,831</b>	<b>0</b>	<b>0</b>	<b>361,971</b>	<b>3,993,311</b>
521000	Operating Expense	2,400,538	220,000	2,391,592	0	0	322,108	5,334,238
530000	Supplies & Materials	2,494,108	0	0	0	0	0	2,494,108
540000	Travel	11,708	0	0	0	0	25,000	36,708
550000	Capital Outlay	900	0	0	0	0	100,100	101,000
	<b>TOTAL NET OPERATING EXPENSES</b>	<b>4,907,254</b>	<b>220,000</b>	<b>2,391,592</b>	<b>0</b>	<b>0</b>	<b>447,208</b>	<b>7,966,054</b>
	<b>SUB PROGRAM TOTAL</b>	<b>6,979,763</b>	<b>220,000</b>	<b>3,950,423</b>	<b>0</b>	<b>0</b>	<b>809,179</b>	<b>11,959,365</b>

**EXPENDITURE SUMMARY**  
**2019-2020 GENERAL OPERATING BUDGET**  
**UNIVERSITY OF NEBRASKA AT KEARNEY**

SUBPROGRAM #/NAME 05 College of Natural and Social Sciences

ACCOUNT	DESCRIPTION	UNRESTRICTED	DESIGNATED AND/OR RESTRICTED					TOTAL
		STATE AND UNIVERSITY GENERATED	CASH	REVOLVING	FEDERAL	AUXILIARIES AND SERVICES	TRUST	
511000	FACULTY							
	Assistant Professor	0	0	0	0	0	55,963	55,963
	<b>SUBTOTAL FACULTY</b>	<b>0</b>	<b>0</b>	<b>0</b>	<b>0</b>	<b>0</b>	<b>55,963</b>	<b>55,963</b>
	<b>SUBTOTAL SALARIES &amp; WAGES</b>	<b>0</b>	<b>0</b>	<b>0</b>	<b>0</b>	<b>0</b>	<b>55,963</b>	<b>55,963</b>
519100	Retirement Contribution	0	0	0	0	0	4,477	4,477
519200	FICA Contribution	0	0	0	0	0	4,281	4,281
519300	Health Insurance Contribution	0	0	0	0	0	16,404	16,404
519400	Life Insurance Contribution	0	0	0	0	0	101	101
	<b>SUBTOTAL BENEFITS</b>	<b>0</b>	<b>0</b>	<b>0</b>	<b>0</b>	<b>0</b>	<b>25,263</b>	<b>25,263</b>
	<b>TOTAL PERSONAL SERVICES</b>	<b>0</b>	<b>0</b>	<b>0</b>	<b>0</b>	<b>0</b>	<b>81,226</b>	<b>81,226</b>
521000	Operating Expense	0	0	0	0	0	100,000	100,000
	<b>TOTAL NET OPERATING EXPENSES</b>	<b>0</b>	<b>0</b>	<b>0</b>	<b>0</b>	<b>0</b>	<b>100,000</b>	<b>100,000</b>
	<b>SUB PROGRAM TOTAL</b>	<b>0</b>	<b>0</b>	<b>0</b>	<b>0</b>	<b>0</b>	<b>181,226</b>	<b>181,226</b>

**EXPENDITURE SUMMARY**  
**2019-2020 GENERAL OPERATING BUDGET**  
**UNIVERSITY OF NEBRASKA AT KEARNEY**

SUBPROGRAM #/NAME 06 College of Business Administration

ACCOUNT	DESCRIPTION	UNRESTRICTED	DESIGNATED AND/OR RESTRICTED					TOTAL
		STATE AND UNIVERSITY GENERATED	CASH	REVOLVING	FEDERAL	AUXILIARIES AND SERVICES	TRUST	
511000	FACULTY							
	Professor	1,861,812	0	0	0	0	22,000	1,883,812
	Associate Professor	1,096,294	0	0	0	0	0	1,096,294
	Assistant Professor	1,379,359	0	0	0	0	0	1,379,359
	Other	1,096,553	0	0	0	0	0	1,096,553
	<b>SUBTOTAL FACULTY</b>	<b>5,434,018</b>	<b>0</b>	<b>0</b>	<b>0</b>	<b>0</b>	<b>22,000</b>	<b>5,456,018</b>
512100	Other Administrators	104,762	0	0	0	0	0	104,762
512000	Chairpersons	338,906	0	0	0	0	0	338,906
513000	Managerial/Professional	215,656	0	0	0	0	0	215,656
514000	Clerical/Technical/Service	268,287	0	0	0	0	0	268,287
516000	Student Wages	56,037	0	0	0	0	0	56,037
	<b>SUBTOTAL NONFACULTY</b>	<b>983,648</b>	<b>0</b>	<b>0</b>	<b>0</b>	<b>0</b>	<b>0</b>	<b>983,648</b>
	<b>SUBTOTAL SALARIES &amp; WAGES</b>	<b>6,417,666</b>	<b>0</b>	<b>0</b>	<b>0</b>	<b>0</b>	<b>22,000</b>	<b>6,439,666</b>
519100	Retirement Contribution	494,130	0	0	0	0	0	494,130
519200	FICA Contribution	486,664	0	0	0	0	0	486,664
519300	Health Insurance Contribution	858,103	0	0	0	0	0	858,103
519400	Life Insurance Contribution	11,451	0	0	0	0	0	11,451
	<b>SUBTOTAL BENEFITS</b>	<b>1,850,348</b>	<b>0</b>	<b>0</b>	<b>0</b>	<b>0</b>	<b>0</b>	<b>1,850,348</b>
	<b>TOTAL PERSONAL SERVICES</b>	<b>8,268,014</b>	<b>0</b>	<b>0</b>	<b>0</b>	<b>0</b>	<b>22,000</b>	<b>8,290,014</b>
521000	Operating Expense	164,608	0	0	0	0	0	164,608
540000	Travel	40,090	0	0	0	0	0	40,090
550000	Capital Outlay	67,500	0	0	0	0	0	67,500
	<b>TOTAL NET OPERATING EXPENSES</b>	<b>272,198</b>	<b>0</b>	<b>0</b>	<b>0</b>	<b>0</b>	<b>0</b>	<b>272,198</b>
	<b>SUB PROGRAM TOTAL</b>	<b>8,540,212</b>	<b>0</b>	<b>0</b>	<b>0</b>	<b>0</b>	<b>22,000</b>	<b>8,562,212</b>



EXPENDITURE SUMMARY  
 2019-2020 GENERAL OPERATING BUDGET  
 UNIVERSITY OF NEBRASKA AT KEARNEY

SUBPROGRAM #/NAME 07 College of Fine Arts & Humanities

ACCOUNT	DESCRIPTION	UNRESTRICTED	DESIGNATED AND/OR RESTRICTED					TOTAL
		STATE AND UNIVERSITY GENERATED	CASH	REVOLVING	FEDERAL	AUXILIARIES AND SERVICES	TRUST	
511000	FACULTY							
	SUBTOTAL FACULTY	0	0	0	0	0	0	0
	SUBTOTAL SALARIES & WAGES	0	0	0	0	0	0	0
	SUBTOTAL BENEFITS	0	0	0	0	0	0	0
	TOTAL PERSONAL SERVICES	0	0	0	0	0	0	0
	SUB PROGRAM TOTAL	0	0	0	0	0	0	0

**EXPENDITURE SUMMARY**  
**2019-2020 GENERAL OPERATING BUDGET**  
**UNIVERSITY OF NEBRASKA AT KEARNEY**

SUBPROGRAM #/NAME 10 College of Education

ACCOUNT	DESCRIPTION	UNRESTRICTED	DESIGNATED AND/OR RESTRICTED					TOTAL
		STATE AND UNIVERSITY GENERATED	CASH	REVOLVING	FEDERAL	AUXILIARIES AND SERVICES	TRUST	
511000	FACULTY							
	Professor	1,317,772	0	0	0	0	0	1,317,772
	Associate Professor	1,249,149	0	0	0	0	0	1,249,149
	Assistant Professor	1,019,684	0	0	0	0	0	1,019,684
	Other	678,844	0	0	0	0	44,249	723,093
	<b>SUBTOTAL FACULTY</b>	<b>4,265,449</b>	<b>0</b>	<b>0</b>	<b>0</b>	<b>0</b>	<b>44,249</b>	<b>4,309,698</b>
512100	Other Administrators	68,395	0	0	0	0	0	68,395
512000	Chairpersons	224,273	0	0	0	0	0	224,273
513000	Managerial/Professional	178,604	0	0	0	0	0	178,604
514000	Clerical/Technical/Service	282,513	0	0	0	0	0	282,513
516000	Student Wages	43,647	0	0	0	0	0	43,647
	<b>SUBTOTAL NONFACULTY</b>	<b>797,432</b>	<b>0</b>	<b>0</b>	<b>0</b>	<b>0</b>	<b>0</b>	<b>797,432</b>
	<b>SUBTOTAL SALARIES &amp; WAGES</b>	<b>5,062,881</b>	<b>0</b>	<b>0</b>	<b>0</b>	<b>0</b>	<b>44,249</b>	<b>5,107,130</b>
519100	Retirement Contribution	382,972	0	0	0	0	2,876	385,848
519200	FICA Contribution	383,972	0	0	0	0	3,385	387,357
519300	Health Insurance Contribution	923,964	0	0	0	0	16,404	940,368
519400	Life Insurance Contribution	9,033	0	0	0	0	80	9,113
	<b>SUBTOTAL BENEFITS</b>	<b>1,699,941</b>	<b>0</b>	<b>0</b>	<b>0</b>	<b>0</b>	<b>22,745</b>	<b>1,722,686</b>
	<b>TOTAL PERSONAL SERVICES</b>	<b>6,762,822</b>	<b>0</b>	<b>0</b>	<b>0</b>	<b>0</b>	<b>66,994</b>	<b>6,829,816</b>
521000	Operating Expense	375,245	0	0	0	0	8,006	383,251
540000	Travel	64,717	0	0	0	0	0	64,717
550000	Capital Outlay	10,000	0	0	0	0	0	10,000
	<b>TOTAL NET OPERATING EXPENSES</b>	<b>449,962</b>	<b>0</b>	<b>0</b>	<b>0</b>	<b>0</b>	<b>8,006</b>	<b>457,968</b>
	<b>SUB PROGRAM TOTAL</b>	<b>7,212,784</b>	<b>0</b>	<b>0</b>	<b>0</b>	<b>0</b>	<b>75,000</b>	<b>7,287,784</b>

**EXPENDITURE SUMMARY**  
**2019-2020 GENERAL OPERATING BUDGET**  
**UNIVERSITY OF NEBRASKA AT KEARNEY**

SUBPROGRAM #/NAME 12 College of Graduate Studies

ACCOUNT	DESCRIPTION	UNRESTRICTED	DESIGNATED AND/OR RESTRICTED					TOTAL
		STATE AND UNIVERSITY GENERATED	CASH	REVOLVING	FEDERAL	AUXILIARIES AND SERVICES	TRUST	
	Assistant Professor	50,433	0	0	0	0	0	50,433
	<b>SUBTOTAL FACULTY</b>	<b>50,433</b>	<b>0</b>	<b>0</b>	<b>0</b>	<b>0</b>	<b>0</b>	<b>50,433</b>
512100	Other Administrators	294,099	0	0	0	0	0	294,099
513000	Managerial/Professional	194,920	0	44,802	0	0	0	239,722
514000	Clerical/Technical/Service	99,921	0	0	0	0	0	99,921
515000	Other Academic	549,773	0	0	0	0	0	549,773
516000	Student Wages	3,269	0	106,273	0	0	0	109,542
	<b>SUBTOTAL NONFACULTY</b>	<b>1,141,982</b>	<b>0</b>	<b>151,075</b>	<b>0</b>	<b>0</b>	<b>0</b>	<b>1,293,057</b>
	<b>SUBTOTAL SALARIES &amp; WAGES</b>	<b>1,192,415</b>	<b>0</b>	<b>151,075</b>	<b>0</b>	<b>0</b>	<b>0</b>	<b>1,343,490</b>
519100	Retirement Contribution	51,151	0	0	0	0	0	51,151
519200	FICA Contribution	48,912	0	0	0	0	0	48,912
519300	Health Insurance Contribution	99,360	0	0	0	0	0	99,360
519400	Life Insurance Contribution	1,151	0	0	0	0	0	1,151
	<b>SUBTOTAL BENEFITS</b>	<b>200,574</b>	<b>0</b>	<b>0</b>	<b>0</b>	<b>0</b>	<b>0</b>	<b>200,574</b>
	<b>TOTAL PERSONAL SERVICES</b>	<b>1,392,989</b>	<b>0</b>	<b>151,075</b>	<b>0</b>	<b>0</b>	<b>0</b>	<b>1,544,064</b>
521000	Operating Expense	163,615	0	84,039	0	0	0	247,654
540000	Travel	16,016	0	0	0	0	0	16,016
	<b>TOTAL NET OPERATING EXPENSES</b>	<b>179,631</b>	<b>0</b>	<b>84,039</b>	<b>0</b>	<b>0</b>	<b>0</b>	<b>263,670</b>
	<b>SUB PROGRAM TOTAL</b>	<b>1,572,620</b>	<b>0</b>	<b>235,114</b>	<b>0</b>	<b>0</b>	<b>0</b>	<b>1,807,734</b>

**EXPENDITURE SUMMARY**  
**2019-2020 GENERAL OPERATING BUDGET**  
**UNIVERSITY OF NEBRASKA AT KEARNEY**

SUBPROGRAM #/NAME 16 University Libraries

ACCOUNT	DESCRIPTION	UNRESTRICTED	DESIGNATED AND/OR RESTRICTED					TOTAL
		STATE AND UNIVERSITY GENERATED	CASH	REVOLVING	FEDERAL	AUXILIARIES AND SERVICES	TRUST	
	Associate Professor	177,226	0	0	0	0	0	177,226
	Assistant Professor	402,667	0	0	0	0	0	402,667
	Other	2,981	0	0	0	0	0	2,981
	<b>SUBTOTAL FACULTY</b>	<b>582,874</b>	<b>0</b>	<b>0</b>	<b>0</b>	<b>0</b>	<b>0</b>	<b>582,874</b>
512100	Other Administrators	153,425	0	0	0	0	0	153,425
513000	Managerial/Professional	359,181	0	0	0	0	0	359,181
514000	Clerical/Technical/Service	353,537	0	0	0	0	0	353,537
516000	Student Wages	74,465	0	0	0	0	0	74,465
	<b>SUBTOTAL NONFACULTY</b>	<b>940,608</b>	<b>0</b>	<b>0</b>	<b>0</b>	<b>0</b>	<b>0</b>	<b>940,608</b>
	<b>SUBTOTAL SALARIES &amp; WAGES</b>	<b>1,523,482</b>	<b>0</b>	<b>0</b>	<b>0</b>	<b>0</b>	<b>0</b>	<b>1,523,482</b>
519100	Retirement Contribution	109,779	0	0	0	0	0	109,779
519200	FICA Contribution	110,850	0	0	0	0	0	110,850
519300	Health Insurance Contribution	219,123	0	0	0	0	0	219,123
519400	Life Insurance Contribution	2,608	0	0	0	0	0	2,608
	<b>SUBTOTAL BENEFITS</b>	<b>442,360</b>	<b>0</b>	<b>0</b>	<b>0</b>	<b>0</b>	<b>0</b>	<b>442,360</b>
	<b>TOTAL PERSONAL SERVICES</b>	<b>1,965,842</b>	<b>0</b>	<b>0</b>	<b>0</b>	<b>0</b>	<b>0</b>	<b>1,965,842</b>
521000	Operating Expense	0	0	940,000	0	0	0	940,000
550000	Capital Outlay	625,935	0	0	0	0	0	625,935
	<b>TOTAL NET OPERATING EXPENSES</b>	<b>625,935</b>	<b>0</b>	<b>940,000</b>	<b>0</b>	<b>0</b>	<b>0</b>	<b>1,565,935</b>
	<b>SUB PROGRAM TOTAL</b>	<b>2,591,777</b>	<b>0</b>	<b>940,000</b>	<b>0</b>	<b>0</b>	<b>0</b>	<b>3,531,777</b>



**EXPENDITURE SUMMARY**  
**2019-2020 GENERAL OPERATING BUDGET**  
**UNIVERSITY OF NEBRASKA AT KEARNEY**

SUBPROGRAM #/NAME 22 Other Instruction or Research

ACCOUNT	DESCRIPTION	UNRESTRICTED	DESIGNATED AND/OR RESTRICTED					TOTAL
		STATE AND UNIVERSITY GENERATED	CASH	REVOLVING	FEDERAL	AUXILIARIES AND SERVICES	TRUST	
Other		13,913	0	0	0	0	0	13,913
	<b>SUBTOTAL FACULTY</b>	<b>13,913</b>	<b>0</b>	<b>0</b>	<b>0</b>	<b>0</b>	<b>0</b>	<b>13,913</b>
512100	Other Administrators	267,445	0	0	0	0	0	267,445
513000	Managerial/Professional	328,607	0	0	0	0	239,193	567,800
514000	Clerical/Technical/Service	49,496	0	0	0	0	40,249	89,745
516000	Student Wages	15,687	0	0	0	0	0	15,687
517000	Supplemental Salaries & Wages	0	0	340,537	0	0	0	340,537
	<b>SUBTOTAL NONFACULTY</b>	<b>661,235</b>	<b>0</b>	<b>340,537</b>	<b>0</b>	<b>0</b>	<b>279,442</b>	<b>1,281,214</b>
	<b>SUBTOTAL SALARIES &amp; WAGES</b>	<b>675,148</b>	<b>0</b>	<b>340,537</b>	<b>0</b>	<b>0</b>	<b>279,442</b>	<b>1,295,127</b>
519100	Retirement Contribution	52,758	0	0	0	0	15,482	68,240
519200	FICA Contribution	50,450	0	0	0	0	21,378	71,828
519300	Health Insurance Contribution	90,812	0	0	0	0	49,731	140,543
519400	Life Insurance Contribution	1,187	0	0	0	0	503	1,690
	<b>SUBTOTAL BENEFITS</b>	<b>195,207</b>	<b>0</b>	<b>0</b>	<b>0</b>	<b>0</b>	<b>87,094</b>	<b>282,301</b>
	<b>TOTAL PERSONAL SERVICES</b>	<b>870,355</b>	<b>0</b>	<b>340,537</b>	<b>0</b>	<b>0</b>	<b>366,536</b>	<b>1,577,428</b>
521000	Operating Expense	103,568	0	249,630	0	0	800,000	1,153,198
540000	Travel	28,691	0	0	0	0	0	28,691
550000	Capital Outlay	38,313	0	0	0	0	0	38,313
560000	Government Aid	3,060	0	0	0	0	0	3,060
	<b>TOTAL NET OPERATING EXPENSES</b>	<b>173,632</b>	<b>0</b>	<b>249,630</b>	<b>0</b>	<b>0</b>	<b>800,000</b>	<b>1,223,262</b>
	<b>SUB PROGRAM TOTAL</b>	<b>1,043,987</b>	<b>0</b>	<b>590,167</b>	<b>0</b>	<b>0</b>	<b>1,166,536</b>	<b>2,800,690</b>

**EXPENDITURE SUMMARY**  
**2019-2020 GENERAL OPERATING BUDGET**  
**UNIVERSITY OF NEBRASKA AT KEARNEY**

SUBPROGRAM #/NAME 23 Student Aid

ACCOUNT	DESCRIPTION	UNRESTRICTED	DESIGNATED AND/OR RESTRICTED					TOTAL
		STATE AND UNIVERSITY GENERATED	CASH	REVOLVING	FEDERAL	AUXILIARIES AND SERVICES	TRUST	
513000	Managerial/Professional	0	0	0	15,494	0	0	15,494
	<b>SUBTOTAL NONFACULTY</b>	<b>0</b>	<b>0</b>	<b>0</b>	<b>15,494</b>	<b>0</b>	<b>0</b>	<b>15,494</b>
	<b>SUBTOTAL SALARIES &amp; WAGES</b>	<b>0</b>	<b>0</b>	<b>0</b>	<b>15,494</b>	<b>0</b>	<b>0</b>	<b>15,494</b>
519100	Retirement Contribution	0	0	0	1,240	0	0	1,240
519200	FICA Contribution	0	0	0	1,185	0	0	1,185
519300	Health Insurance Contribution	0	0	0	1,628	0	0	1,628
519400	Life Insurance Contribution	0	0	0	28	0	0	28
	<b>SUBTOTAL BENEFITS</b>	<b>0</b>	<b>0</b>	<b>0</b>	<b>4,081</b>	<b>0</b>	<b>0</b>	<b>4,081</b>
	<b>TOTAL PERSONAL SERVICES</b>	<b>0</b>	<b>0</b>	<b>0</b>	<b>19,575</b>	<b>0</b>	<b>0</b>	<b>19,575</b>
521000	Operating Expense	1,958,466	0	0	0	0	0	1,958,466
560000	Government Aid	74,000	0	50,000	0	0	0	124,000
	<b>TOTAL NET OPERATING EXPENSES</b>	<b>2,032,466</b>	<b>0</b>	<b>50,000</b>	<b>0</b>	<b>0</b>	<b>0</b>	<b>2,082,466</b>
	<b>SUB PROGRAM TOTAL</b>	<b>2,032,466</b>	<b>0</b>	<b>50,000</b>	<b>19,575</b>	<b>0</b>	<b>0</b>	<b>2,102,041</b>







**EXPENDITURE SUMMARY**  
**2019-2020 GENERAL OPERATING BUDGET**  
**UNIVERSITY OF NEBRASKA AT KEARNEY**

**SUBPROGRAM #/NAME 28      Museums and Art Gallery**

ACCOUNT	DESCRIPTION	UNRESTRICTED	DESIGNATED AND/OR RESTRICTED					TOTAL
		STATE AND UNIVERSITY GENERATED	CASH	REVOLVING	FEDERAL	AUXILIARIES AND SERVICES	TRUST	
512100	Other Administrators	109,660	0	0	0	0	0	109,660
513000	Managerial/Professional	106,996	0	0	0	0	15,876	122,872
516000	Student Wages	6,446	0	0	0	0	0	6,446
	<b>SUBTOTAL NONFACULTY</b>	<b>223,102</b>	<b>0</b>	<b>0</b>	<b>0</b>	<b>0</b>	<b>15,876</b>	<b>238,978</b>
	<b>SUBTOTAL SALARIES &amp; WAGES</b>	<b>223,102</b>	<b>0</b>	<b>0</b>	<b>0</b>	<b>0</b>	<b>15,876</b>	<b>238,978</b>
519100	Retirement Contribution	17,333	0	0	0	0	1,270	18,603
519200	FICA Contribution	16,574	0	0	0	0	1,215	17,789
519300	Health Insurance Contribution	45,626	0	0	0	0	5,905	51,531
519400	Life Insurance Contribution	390	0	0	0	0	29	419
	<b>SUBTOTAL BENEFITS</b>	<b>79,923</b>	<b>0</b>	<b>0</b>	<b>0</b>	<b>0</b>	<b>8,419</b>	<b>88,342</b>
	<b>TOTAL PERSONAL SERVICES</b>	<b>303,025</b>	<b>0</b>	<b>0</b>	<b>0</b>	<b>0</b>	<b>24,295</b>	<b>327,320</b>
521000	Operating Expense	9,482	0	0	0	0	0	9,482
	<b>TOTAL NET OPERATING EXPENSES</b>	<b>9,482</b>	<b>0</b>	<b>0</b>	<b>0</b>	<b>0</b>	<b>0</b>	<b>9,482</b>
	<b>SUB PROGRAM TOTAL</b>	<b>312,507</b>	<b>0</b>	<b>0</b>	<b>0</b>	<b>0</b>	<b>24,295</b>	<b>336,802</b>

**EXPENDITURE SUMMARY**  
**2019-2020 GENERAL OPERATING BUDGET**  
**UNIVERSITY OF NEBRASKA AT KEARNEY**

SUBPROGRAM #/NAME 29 Academic Computing Support

ACCOUNT	DESCRIPTION	UNRESTRICTED	DESIGNATED AND/OR RESTRICTED					TOTAL
		STATE AND UNIVERSITY GENERATED	CASH	REVOLVING	FEDERAL	AUXILIARIES AND SERVICES	TRUST	
513000	Managerial/Professional	0	0	0	0	17,894	0	17,894
	<b>SUBTOTAL NONFACULTY</b>	<b>0</b>	<b>0</b>	<b>0</b>	<b>0</b>	<b>17,894</b>	<b>0</b>	<b>17,894</b>
	<b>SUBTOTAL SALARIES &amp; WAGES</b>	<b>0</b>	<b>0</b>	<b>0</b>	<b>0</b>	<b>17,894</b>	<b>0</b>	<b>17,894</b>
519200	FICA Contribution	0	0	0	0	1,369	0	1,369
519300	Health Insurance Contribution	0	0	0	0	4,122	0	4,122
519400	Life Insurance Contribution	0	0	0	0	32	0	32
	<b>SUBTOTAL BENEFITS</b>	<b>0</b>	<b>0</b>	<b>0</b>	<b>0</b>	<b>5,523</b>	<b>0</b>	<b>5,523</b>
	<b>TOTAL PERSONAL SERVICES</b>	<b>0</b>	<b>0</b>	<b>0</b>	<b>0</b>	<b>23,417</b>	<b>0</b>	<b>23,417</b>
521000	Operating Expense	0	0	612,852	0	244,066	0	856,918
530000	Supplies & Materials	0	0	977,154	0	0	0	977,154
	<b>TOTAL NET OPERATING EXPENSES</b>	<b>0</b>	<b>0</b>	<b>1,590,006</b>	<b>0</b>	<b>244,066</b>	<b>0</b>	<b>1,834,072</b>
	<b>SUB PROGRAM TOTAL</b>	<b>0</b>	<b>0</b>	<b>1,590,006</b>	<b>0</b>	<b>267,483</b>	<b>0</b>	<b>1,857,489</b>

**EXPENDITURE SUMMARY**  
**2019-2020 GENERAL OPERATING BUDGET**  
**UNIVERSITY OF NEBRASKA AT KEARNEY**

SUBPROGRAM #/NAME 33 Physical Plant Administration

ACCOUNT	DESCRIPTION	UNRESTRICTED	DESIGNATED AND/OR RESTRICTED					TOTAL
		STATE AND UNIVERSITY GENERATED	CASH	REVOLVING	FEDERAL	AUXILIARIES AND SERVICES	TRUST	
512100	Other Administrators	78,072	0	0	0	49,635	0	127,707
513000	Managerial/Professional	223,960	0	0	0	58,858	0	282,818
514000	Clerical/Technical/Service	2,260,830	0	0	0	1,135,250	0	3,396,080
516000	Student Wages	37,773	0	0	0	42,693	0	80,466
517000	Supplemental Salaries & Wages	0	0	2,052	0	69,399	0	71,451
	<b>SUBTOTAL NONFACULTY</b>	<b>2,600,635</b>	<b>0</b>	<b>2,052</b>	<b>0</b>	<b>1,355,835</b>	<b>0</b>	<b>3,958,522</b>
	<b>SUBTOTAL SALARIES &amp; WAGES</b>	<b>2,600,635</b>	<b>0</b>	<b>2,052</b>	<b>0</b>	<b>1,355,835</b>	<b>0</b>	<b>3,958,522</b>
519100	Retirement Contribution	188,420	0	0	0	92,536	0	280,956
519200	FICA Contribution	196,059	0	0	0	95,147	0	291,206
519300	Health Insurance Contribution	691,217	0	0	0	329,302	0	1,020,519
519400	Life Insurance Contribution	4,615	0	0	0	2,239	0	6,854
	<b>SUBTOTAL BENEFITS</b>	<b>1,080,311</b>	<b>0</b>	<b>0</b>	<b>0</b>	<b>519,224</b>	<b>0</b>	<b>1,599,535</b>
	<b>TOTAL PERSONAL SERVICES</b>	<b>3,680,946</b>	<b>0</b>	<b>2,052</b>	<b>0</b>	<b>1,875,059</b>	<b>0</b>	<b>5,558,057</b>
521000	Operating Expense	1,291,454	0	47,791	0	770,779	0	2,110,024
529000	Utilities	3,224,042	0	0	0	1,744,654	0	4,968,696
540000	Travel	9,500	0	0	0	3,750	0	13,250
	<b>TOTAL NET OPERATING EXPENSES</b>	<b>4,524,996</b>	<b>0</b>	<b>47,791</b>	<b>0</b>	<b>2,519,183</b>	<b>0</b>	<b>7,091,970</b>
	<b>SUB PROGRAM TOTAL</b>	<b>8,205,942</b>	<b>0</b>	<b>49,843</b>	<b>0</b>	<b>4,394,242</b>	<b>0</b>	<b>12,650,027</b>

**EXPENDITURE SUMMARY**  
**2019-2020 GENERAL OPERATING BUDGET**  
**UNIVERSITY OF NEBRASKA AT KEARNEY**

SUBPROGRAM #/NAME 35 College of Arts & Sciences

ACCOUNT	DESCRIPTION	UNRESTRICTED	DESIGNATED AND/OR RESTRICTED					TOTAL
		STATE AND UNIVERSITY GENERATED	CASH	REVOLVING	FEDERAL	AUXILIARIES AND SERVICES	TRUST	
511000	FACULTY							
	Professor	4,969,753	0	0	0	0	3,459	4,973,212
	Associate Professor	2,888,522	0	0	0	0	0	2,888,522
	Assistant Professor	2,734,474	0	0	0	0	0	2,734,474
	Other	975,756	0	0	0	0	0	975,756
	<b>SUBTOTAL FACULTY</b>	<b>11,568,505</b>	<b>0</b>	<b>0</b>	<b>0</b>	<b>0</b>	<b>3,459</b>	<b>11,571,964</b>
512100	Other Administrators	34,848	0	0	0	0	0	34,848
512000	Chairpersons	499,561	0	0	0	0	0	499,561
513000	Managerial/Professional	351,606	0	0	0	0	52,911	404,517
514000	Clerical/Technical/Service	579,354	0	0	0	0	2,404	581,758
515000	Other Academic	10,986	0	0	0	0	0	10,986
516000	Student Wages	140,510	0	0	0	0	0	140,510
	<b>SUBTOTAL NONFACULTY</b>	<b>1,616,865</b>	<b>0</b>	<b>0</b>	<b>0</b>	<b>0</b>	<b>55,315</b>	<b>1,672,180</b>
	<b>SUBTOTAL SALARIES &amp; WAGES</b>	<b>13,185,370</b>	<b>0</b>	<b>0</b>	<b>0</b>	<b>0</b>	<b>58,774</b>	<b>13,244,144</b>
519100	Retirement Contribution	1,012,943	0	0	0	0	4,702	1,017,645
519200	FICA Contribution	997,093	0	0	0	0	4,497	1,001,590
519300	Health Insurance Contribution	2,260,793	0	0	0	0	5,974	2,266,767
519400	Life Insurance Contribution	23,446	0	0	0	0	100	23,546
	<b>SUBTOTAL BENEFITS</b>	<b>4,294,275</b>	<b>0</b>	<b>0</b>	<b>0</b>	<b>0</b>	<b>15,273</b>	<b>4,309,548</b>
	<b>TOTAL PERSONAL SERVICES</b>	<b>17,479,645</b>	<b>0</b>	<b>0</b>	<b>0</b>	<b>0</b>	<b>74,047</b>	<b>17,553,692</b>
521000	Operating Expense	782,087	0	0	0	0	33,000	815,087
540000	Travel	68,645	0	0	0	0	0	68,645
550000	Capital Outlay	103,264	0	0	0	0	0	103,264
560000	Government Aid	1,879	0	0	0	0	0	1,879
	<b>TOTAL NET OPERATING EXPENSES</b>	<b>955,875</b>	<b>0</b>	<b>0</b>	<b>0</b>	<b>0</b>	<b>33,000</b>	<b>988,875</b>
	<b>SUB PROGRAM TOTAL</b>	<b>18,435,520</b>	<b>0</b>	<b>0</b>	<b>0</b>	<b>0</b>	<b>107,047</b>	<b>18,542,567</b>

**EXPENDITURE SUMMARY**  
**2019-2020 GENERAL OPERATING BUDGET**  
**UNIVERSITY OF NEBRASKA AT KEARNEY**

SUBPROGRAM #/NAME 41 Executive Administration

ACCOUNT	DESCRIPTION	UNRESTRICTED	DESIGNATED AND/OR RESTRICTED					TOTAL
		STATE AND UNIVERSITY GENERATED	CASH	REVOLVING	FEDERAL	AUXILIARIES AND SERVICES	TRUST	
	Other	4,195	0	0	0	0	0	4,195
	<b>SUBTOTAL FACULTY</b>	<b>4,195</b>	<b>0</b>	<b>0</b>	<b>0</b>	<b>0</b>	<b>0</b>	<b>4,195</b>
512100	Other Administrators	452,402	0	0	0	0	39,647	492,049
513000	Managerial/Professional	76,743	0	0	0	0	0	76,743
514000	Clerical/Technical/Service	35,713	0	0	0	0	0	35,713
	<b>SUBTOTAL NONFACULTY</b>	<b>564,858</b>	<b>0</b>	<b>0</b>	<b>0</b>	<b>0</b>	<b>39,647</b>	<b>604,505</b>
	<b>SUBTOTAL SALARIES &amp; WAGES</b>	<b>569,053</b>	<b>0</b>	<b>0</b>	<b>0</b>	<b>0</b>	<b>39,647</b>	<b>608,700</b>
519100	Retirement Contribution	32,813	0	0	0	0	0	32,813
519200	FICA Contribution	29,803	0	0	0	0	1,503	31,306
519300	Health Insurance Contribution	46,068	0	0	0	0	0	46,068
519400	Life Insurance Contribution	678	0	0	0	0	0	678
	<b>SUBTOTAL BENEFITS</b>	<b>109,362</b>	<b>0</b>	<b>0</b>	<b>0</b>	<b>0</b>	<b>1,503</b>	<b>110,865</b>
	<b>TOTAL PERSONAL SERVICES</b>	<b>678,415</b>	<b>0</b>	<b>0</b>	<b>0</b>	<b>0</b>	<b>41,150</b>	<b>719,565</b>
521000	Operating Expense	49,777	0	0	0	0	0	49,777
540000	Travel	7,230	0	0	0	0	0	7,230
550000	Capital Outlay	2,193	0	0	0	0	0	2,193
	<b>TOTAL NET OPERATING EXPENSES</b>	<b>59,200</b>	<b>0</b>	<b>0</b>	<b>0</b>	<b>0</b>	<b>0</b>	<b>59,200</b>
	<b>SUB PROGRAM TOTAL</b>	<b>737,615</b>	<b>0</b>	<b>0</b>	<b>0</b>	<b>0</b>	<b>41,150</b>	<b>778,765</b>

**EXPENDITURE SUMMARY**  
**2019-2020 GENERAL OPERATING BUDGET**  
**UNIVERSITY OF NEBRASKA AT KEARNEY**

**SUBPROGRAM #/NAME 42 Student Affairs**

ACCOUNT	DESCRIPTION	UNRESTRICTED	DESIGNATED AND/OR RESTRICTED					TOTAL
		STATE AND UNIVERSITY GENERATED	CASH	REVOLVING	FEDERAL	AUXILIARIES AND SERVICES	TRUST	
512100	Other Administrators	524,037	0	0	0	225,889	0	749,926
513000	Managerial/Professional	1,639,550	0	0	130,722	714,170	0	2,484,442
514000	Clerical/Technical/Service	677,468	0	0	55,390	144,760	0	877,618
515000	Other Academic	0	0	0	0	33,270	0	33,270
516000	Student Wages	68,030	0	149,252	0	145,140	0	362,422
517000	Supplemental Salaries & Wages	0	0	0	0	802,412	0	802,412
	<b>SUBTOTAL NONFACULTY</b>	<b>2,909,085</b>	<b>0</b>	<b>149,252</b>	<b>186,112</b>	<b>2,065,641</b>	<b>0</b>	<b>5,310,090</b>
	<b>SUBTOTAL SALARIES &amp; WAGES</b>	<b>2,909,085</b>	<b>0</b>	<b>149,252</b>	<b>186,112</b>	<b>2,065,641</b>	<b>0</b>	<b>5,310,090</b>
519100	Retirement Contribution	204,502	0	0	13,651	72,849	0	291,002
519200	FICA Contribution	216,509	0	0	14,238	83,210	0	313,957
519300	Health Insurance Contribution	610,760	0	0	34,812	237,409	0	882,981
519400	Life Insurance Contribution	5,114	0	0	335	1,954	0	7,403
	<b>SUBTOTAL BENEFITS</b>	<b>1,036,885</b>	<b>0</b>	<b>0</b>	<b>63,036</b>	<b>395,422</b>	<b>0</b>	<b>1,495,343</b>
	<b>TOTAL PERSONAL SERVICES</b>	<b>3,945,970</b>	<b>0</b>	<b>149,252</b>	<b>249,148</b>	<b>2,461,063</b>	<b>0</b>	<b>6,805,433</b>
521000	Operating Expense	345,572	0	244,330	0	6,682,000	0	7,271,902
540000	Travel	44,035	0	0	0	6,699	0	50,734
560000	Government Aid	0	0	0	0	17,000	0	17,000
	<b>TOTAL NET OPERATING EXPENSES</b>	<b>389,607</b>	<b>0</b>	<b>244,330</b>	<b>0</b>	<b>6,705,699</b>	<b>0</b>	<b>7,339,636</b>
	<b>SUB PROGRAM TOTAL</b>	<b>4,335,577</b>	<b>0</b>	<b>393,582</b>	<b>249,148</b>	<b>9,166,762</b>	<b>0</b>	<b>14,145,069</b>

**EXPENDITURE SUMMARY**  
**2019-2020 GENERAL OPERATING BUDGET**  
**UNIVERSITY OF NEBRASKA AT KEARNEY**

SUBPROGRAM #/NAME 43 Business and Finance

ACCOUNT	DESCRIPTION	UNRESTRICTED	DESIGNATED AND/OR RESTRICTED					TOTAL
		STATE AND UNIVERSITY GENERATED	CASH	REVOLVING	FEDERAL	AUXILIARIES AND SERVICES	TRUST	
	Associate Professor	15,023	0	0	0	0	0	15,023
	<b>SUBTOTAL FACULTY</b>	<b>15,023</b>	<b>0</b>	<b>0</b>	<b>0</b>	<b>0</b>	<b>0</b>	<b>15,023</b>
512100	Other Administrators	403,663	0	0	0	377,784	0	781,447
513000	Managerial/Professional	644,461	0	0	0	368,017	27,971	1,040,449
514000	Clerical/Technical/Service	476,139	0	0	0	408,174	0	884,313
516000	Student Wages	9,727	0	0	0	31,883	0	41,610
517000	Supplemental Salaries & Wages	0	0	0	0	5,095	0	5,095
	<b>SUBTOTAL NONFACULTY</b>	<b>1,533,990</b>	<b>0</b>	<b>0</b>	<b>0</b>	<b>1,190,953</b>	<b>27,971</b>	<b>2,752,914</b>
	<b>SUBTOTAL SALARIES &amp; WAGES</b>	<b>1,549,013</b>	<b>0</b>	<b>0</b>	<b>0</b>	<b>1,190,953</b>	<b>27,971</b>	<b>2,767,937</b>
519100	Retirement Contribution	122,461	0	0	0	83,883	2,238	208,582
519200	FICA Contribution	117,442	0	0	0	88,095	2,140	207,677
519300	Health Insurance Contribution	259,908	0	0	0	199,272	8,202	467,382
519400	Life Insurance Contribution	2,577	0	0	0	2,002	50	4,629
519800	Workers Compensation	0	0	0	0	0	10,417	10,417
	<b>SUBTOTAL BENEFITS</b>	<b>502,388</b>	<b>0</b>	<b>0</b>	<b>0</b>	<b>373,252</b>	<b>23,047</b>	<b>898,687</b>
	<b>TOTAL PERSONAL SERVICES</b>	<b>2,051,401</b>	<b>0</b>	<b>0</b>	<b>0</b>	<b>1,564,205</b>	<b>51,018</b>	<b>3,666,624</b>
521000	Operating Expense	335,982	0	0	0	339,481	0	675,463
540000	Travel	10,480	0	0	0	9,138	0	19,618
550000	Capital Outlay	691	0	0	0	6,816	0	7,507
	<b>TOTAL NET OPERATING EXPENSES</b>	<b>347,153</b>	<b>0</b>	<b>0</b>	<b>0</b>	<b>355,435</b>	<b>0</b>	<b>702,588</b>
	<b>SUB PROGRAM TOTAL</b>	<b>2,398,554</b>	<b>0</b>	<b>0</b>	<b>0</b>	<b>1,919,640</b>	<b>51,018</b>	<b>4,369,212</b>



**EXPENDITURE SUMMARY**  
**2019-2020 GENERAL OPERATING BUDGET**  
**UNIVERSITY OF NEBRASKA AT KEARNEY**

SUBPROGRAM #/NAME 44      General Expense

ACCOUNT	DESCRIPTION	UNRESTRICTED	DESIGNATED AND/OR RESTRICTED					TOTAL
		STATE AND UNIVERSITY GENERATED	CASH	REVOLVING	FEDERAL	AUXILIARIES AND SERVICES	TRUST	
512100	Other Administrators	190,899	0	0	0	30,258	0	221,157
513000	Managerial/Professional	657,046	0	0	0	45,886	0	702,932
514000	Clerical/Technical/Service	53,423	0	0	0	0	0	53,423
516000	Student Wages	284	0	0	0	0	0	284
517000	Supplemental Salaries & Wages	5,855	0	0	0	0	0	5,855
<b>SUBTOTAL NONFACULTY</b>		<b>907,507</b>	<b>0</b>	<b>0</b>	<b>0</b>	<b>76,144</b>	<b>0</b>	<b>983,651</b>
<b>SUBTOTAL SALARIES &amp; WAGES</b>		<b>907,507</b>	<b>0</b>	<b>0</b>	<b>0</b>	<b>76,144</b>	<b>0</b>	<b>983,651</b>
519100	Retirement Contribution	54,917	0	0	0	6,092	0	61,009
519200	FICA Contribution	70,407	0	0	0	5,825	0	76,232
519300	Health Insurance Contribution	122,080	0	0	0	10,950	0	133,030
519400	Life Insurance Contribution	1,622	0	0	0	137	0	1,759
519700	Unemployment Compensation	46,000	0	0	0	5,000	0	51,000
519800	Workers Compensation	130,816	0	11,568	0	17,835	0	160,219
<b>SUBTOTAL BENEFITS</b>		<b>425,842</b>	<b>0</b>	<b>11,568</b>	<b>0</b>	<b>45,839</b>	<b>0</b>	<b>483,249</b>
<b>TOTAL PERSONAL SERVICES</b>		<b>1,333,349</b>	<b>0</b>	<b>11,568</b>	<b>0</b>	<b>121,983</b>	<b>0</b>	<b>1,466,900</b>
521000	Operating Expense	656,434	0	60,000	0	7,169,359	0	7,885,793
540000	Travel	8,156	0	0	0	2,000	0	10,156
550000	Capital Outlay	300	0	0	0	0	0	300
<b>TOTAL NET OPERATING EXPENSES</b>		<b>664,890</b>	<b>0</b>	<b>60,000</b>	<b>0</b>	<b>7,171,359</b>	<b>0</b>	<b>7,896,249</b>
<b>SUB PROGRAM TOTAL</b>		<b>1,998,239</b>	<b>0</b>	<b>71,568</b>	<b>0</b>	<b>7,293,342</b>	<b>0</b>	<b>9,363,149</b>

**EXPENDITURE SUMMARY**  
**2019-2020 GENERAL OPERATING BUDGET**  
**UNIVERSITY OF NEBRASKA AT KEARNEY**

SUBPROGRAM #/NAME 74      Agency Funds

ACCOUNT	DESCRIPTION	UNRESTRICTED	DESIGNATED AND/OR RESTRICTED					TOTAL
		STATE AND UNIVERSITY GENERATED	CASH	REVOLVING	FEDERAL	AUXILIARIES AND SERVICES	TRUST	
560000	Government Aid	0	0	0	28,000,000	0	0	28,000,000
	<b>TOTAL NET OPERATING EXPENSES</b>	<b>0</b>	<b>0</b>	<b>0</b>	<b>28,000,000</b>	<b>0</b>	<b>0</b>	<b>28,000,000</b>
	<b>SUB PROGRAM TOTAL</b>	<b>0</b>	<b>0</b>	<b>0</b>	<b>28,000,000</b>	<b>0</b>	<b>0</b>	<b>28,000,000</b>

**EXPENDITURE SUMMARY**  
**2019-2020 GENERAL OPERATING BUDGET**  
**UNIVERSITY OF NEBRASKA AT KEARNEY**

SUBPROGRAM #/NAME 77 Intercollegiate Athletics

ACCOUNT	DESCRIPTION	UNRESTRICTED	DESIGNATED AND/OR RESTRICTED					TOTAL
		STATE AND UNIVERSITY GENERATED	CASH	REVOLVING	FEDERAL	AUXILIARIES AND SERVICES	TRUST	
512100	Other Administrators	756,335	0	0	0	40,946	0	797,281
513000	Managerial/Professional	903,151	0	0	0	91,233	0	994,384
514000	Clerical/Technical/Service	100,454	0	0	0	0	0	100,454
515000	Other Academic	54,930	0	0	0	0	0	54,930
	<b>SUBTOTAL NONFACULTY</b>	<b>1,814,870</b>	<b>0</b>	<b>0</b>	<b>0</b>	<b>132,179</b>	<b>0</b>	<b>1,947,049</b>
	<b>SUBTOTAL SALARIES &amp; WAGES</b>	<b>1,814,870</b>	<b>0</b>	<b>0</b>	<b>0</b>	<b>132,179</b>	<b>0</b>	<b>1,947,049</b>
519100	Retirement Contribution	140,795	0	0	0	10,575	0	151,370
519200	FICA Contribution	134,635	0	0	0	10,111	0	144,746
519300	Health Insurance Contribution	534,065	0	0	0	27,887	0	561,952
519400	Life Insurance Contribution	3,168	0	0	0	238	0	3,406
	<b>SUBTOTAL BENEFITS</b>	<b>812,663</b>	<b>0</b>	<b>0</b>	<b>0</b>	<b>48,811</b>	<b>0</b>	<b>861,474</b>
	<b>TOTAL PERSONAL SERVICES</b>	<b>2,627,533</b>	<b>0</b>	<b>0</b>	<b>0</b>	<b>180,990</b>	<b>0</b>	<b>2,808,523</b>
521000	Operating Expense	-173,349	0	0	0	431,450	0	258,101
550000	Capital Outlay	100,000	0	0	0	0	0	100,000
	<b>TOTAL NET OPERATING EXPENSES</b>	<b>-73,349</b>	<b>0</b>	<b>0</b>	<b>0</b>	<b>431,450</b>	<b>0</b>	<b>358,101</b>
	<b>SUB PROGRAM TOTAL</b>	<b>2,554,184</b>	<b>0</b>	<b>0</b>	<b>0</b>	<b>612,440</b>	<b>0</b>	<b>3,166,624</b>

**EXPENDITURE SUMMARY**  
**2019-2020 GENERAL OPERATING BUDGET**  
**UNIVERSITY OF NEBRASKA AT KEARNEY**

SUBPROGRAM #/NAME 98      Company Balance Sheets

ACCOUNT	DESCRIPTION	UNRESTRICTED	DESIGNATED AND/OR RESTRICTED					TOTAL
		STATE AND UNIVERSITY GENERATED	CASH	REVOLVING	FEDERAL	AUXILIARIES AND SERVICES	TRUST	
513000	Managerial/Professional	0	0	0	0	224,863	0	224,863
514000	Clerical/Technical/Service	0	0	0	0	18,999	0	18,999
	<b>SUBTOTAL NONFACULTY</b>	<b>0</b>	<b>0</b>	<b>0</b>	<b>0</b>	<b>243,862</b>	<b>0</b>	<b>243,862</b>
	<b>SUBTOTAL SALARIES &amp; WAGES</b>	<b>0</b>	<b>0</b>	<b>0</b>	<b>0</b>	<b>243,862</b>	<b>0</b>	<b>243,862</b>
519100	Retirement Contribution	0	0	0	0	19,509	0	19,509
519200	FICA Contribution	0	0	0	0	18,655	0	18,655
519300	Health Insurance Contribution	0	0	0	0	51,626	0	51,626
519400	Life Insurance Contribution	0	0	0	0	439	0	439
	<b>SUBTOTAL BENEFITS</b>	<b>0</b>	<b>0</b>	<b>0</b>	<b>0</b>	<b>90,229</b>	<b>0</b>	<b>90,229</b>
	<b>TOTAL PERSONAL SERVICES</b>	<b>0</b>	<b>0</b>	<b>0</b>	<b>0</b>	<b>334,091</b>	<b>0</b>	<b>334,091</b>
521000	Operating Expense	0	0	0	0	12,000	0	12,000
	<b>TOTAL NET OPERATING EXPENSES</b>	<b>0</b>	<b>0</b>	<b>0</b>	<b>0</b>	<b>12,000</b>	<b>0</b>	<b>12,000</b>
	<b>SUB PROGRAM TOTAL</b>	<b>0</b>	<b>0</b>	<b>0</b>	<b>0</b>	<b>346,091</b>	<b>0</b>	<b>346,091</b>

**EXPENDITURE SUMMARY**  
**2019-2020 GENERAL OPERATING BUDGET**  
**UNIVERSITY OF NEBRASKA AT KEARNEY**

SUBPROGRAM #/NAME 99      Income Activity

ACCOUNT	DESCRIPTION	UNRESTRICTED	DESIGNATED AND/OR RESTRICTED				TOTAL	
		STATE AND UNIVERSITY GENERATED	CASH	REVOLVING	FEDERAL	AUXILIARIES AND SERVICES		TRUST
Other		0	0	0	363,248	0	829,542	1,192,790
	<b>SUBTOTAL FACULTY</b>	<b>0</b>	<b>0</b>	<b>0</b>	<b>363,248</b>	<b>0</b>	<b>829,542</b>	<b>1,192,790</b>
516000	Student Wages	0	0	0	408,563	0	284,140	692,703
517000	Supplemental Salaries & Wages	0	0	249,308	0	0	0	249,308
	<b>SUBTOTAL NONFACULTY</b>	<b>0</b>	<b>0</b>	<b>249,308</b>	<b>408,563</b>	<b>0</b>	<b>284,140</b>	<b>942,011</b>
	<b>SUBTOTAL SALARIES &amp; WAGES</b>	<b>0</b>	<b>0</b>	<b>249,308</b>	<b>771,811</b>	<b>0</b>	<b>1,113,682</b>	<b>2,134,801</b>
519100	Retirement Contribution	0	0	0	29,059	0	66,363	95,422
519200	FICA Contribution	0	0	0	27,789	0	63,461	91,250
519300	Health Insurance Contribution	0	0	0	106,626	0	111,547	218,173
519400	Life Insurance Contribution	0	0	0	655	0	1,493	2,148
	<b>SUBTOTAL BENEFITS</b>	<b>0</b>	<b>0</b>	<b>0</b>	<b>164,129</b>	<b>0</b>	<b>242,864</b>	<b>406,993</b>
	<b>TOTAL PERSONAL SERVICES</b>	<b>0</b>	<b>0</b>	<b>249,308</b>	<b>935,940</b>	<b>0</b>	<b>1,356,546</b>	<b>2,541,794</b>
521000	Operating Expense	0	0	879,989	795,337	0	1,136,976	2,812,302
560000	Government Aid	0	0	0	10,000,000	0	10,029,027	20,029,027
	<b>TOTAL NET OPERATING EXPENSES</b>	<b>0</b>	<b>0</b>	<b>879,989</b>	<b>10,795,337</b>	<b>0</b>	<b>11,166,003</b>	<b>22,841,329</b>
	<b>SUB PROGRAM TOTAL</b>	<b>0</b>	<b>0</b>	<b>1,129,297</b>	<b>11,731,277</b>	<b>0</b>	<b>12,522,549</b>	<b>25,383,123</b>

**EXPENDITURE SUMMARY**  
**2019-2020 GENERAL OPERATING BUDGET**  
**UNIVERSITY OF NEBRASKA CENTRAL ADMINISTRATION**  
**INCLUDING ITS**

**CAMPUS TOTAL**

ACCOUNT	DESCRIPTION	UNRESTRICTED	DESIGNATED AND/OR RESTRICTED					TOTAL
		STATE AND UNIVERSITY GENERATED	CASH	REVOLVING	FEDERAL	AUXILIARIES AND SERVICES	TRUST	
511000	FACULTY							
	Professor	60,863	0	0	0	0	0	60,863
	<b>SUBTOTAL FACULTY</b>	<b>60,863</b>	<b>0</b>	<b>0</b>	<b>0</b>	<b>0</b>	<b>0</b>	<b>60,863</b>
512100	Other Administrators	9,004,613	0	234,874	170,100	0	595,272	10,004,859
513000	Managerial/Professional	18,004,439	180,434	9,228,116	77,542	144,077	2,148,305	29,782,913
514000	Clerical/Technical/Service	1,097,783	0	1,303,724	79,594	223,483	300,283	3,004,867
515000	Other Academic	0	0	42,697	0	0	0	42,697
516000	Student Wages	193,748	0	745,020	0	91,641	0	1,030,409
517000	Supplemental Salaries & Wages	5,195,232	0	20,000	0	0	179,244	5,394,476
	<b>SUBTOTAL NONFACULTY</b>	<b>33,495,815</b>	<b>180,434</b>	<b>11,574,431</b>	<b>327,236</b>	<b>459,201</b>	<b>3,223,104</b>	<b>49,260,221</b>
	<b>SUBTOTAL SALARIES &amp; WAGES</b>	<b>33,556,678</b>	<b>180,434</b>	<b>11,574,431</b>	<b>327,236</b>	<b>459,201</b>	<b>3,223,104</b>	<b>49,321,084</b>
519100	Retirement Contribution	2,120,912	12,659	701,524	22,579	22,043	212,726	3,092,443
519200	FICA Contribution	1,975,640	11,792	793,525	17,998	28,930	225,618	3,053,503
519300	Health Insurance Contribution	3,341,159	19,942	1,736,562	56,939	53,267	399,666	5,607,535
519400	Life Insurance Contribution	29,052	173	11,501	327	460	3,224	44,737
519700	Unemployment Compensation	0	0	535	0	0	0	535
519800	Workers Compensation	82,547	0	26,863	764	1,072	5,998	117,244
	<b>SUBTOTAL BENEFITS</b>	<b>7,549,310</b>	<b>44,566</b>	<b>3,270,510</b>	<b>98,607</b>	<b>105,772</b>	<b>847,232</b>	<b>11,915,997</b>
	<b>TOTAL PERSONAL SERVICES</b>	<b>41,105,988</b>	<b>225,000</b>	<b>14,844,941</b>	<b>425,843</b>	<b>564,973</b>	<b>4,070,336</b>	<b>61,237,081</b>
521000	Operating Expense	40,581,759	375,000	12,240,303	1,574,157	2,112,092	200,807	57,084,118
529000	Utilities	75,000	0	0	0	0	0	75,000
530000	Supplies & Materials	99,000	0	0	0	0	15,000	114,000
540000	Travel	235,778	0	61,875	0	0	3,857	301,510
550000	Capital Outlay	0	0	252,881	0	0	10,000	262,881
570000	Cost of Goods Sold	0	0	1,600,000	0	5,722,935	0	7,322,935
	<b>TOTAL NET OPERATING EXPENSES</b>	<b>40,991,537</b>	<b>375,000</b>	<b>14,155,059</b>	<b>1,574,157</b>	<b>7,835,027</b>	<b>229,664</b>	<b>65,160,444</b>
	<b>CAMPUS TOTAL</b>	<b>82,097,525</b>	<b>600,000</b>	<b>29,000,000</b>	<b>2,000,000</b>	<b>8,400,000</b>	<b>4,300,000</b>	<b>126,397,525</b>

**REVENUE SUMMARY**  
**2019-2020 GENERAL OPERATING BUDGET**  
**UNIVERSITY OF NEBRASKA CENTRAL ADMINISTRATION**  
**INCLUDING ITS**

**CAMPUS TOTAL**

ACCOUNT	DESCRIPTION	UNRESTRICTED STATE AND UNIVERSITY GENERATED	DESIGNATED AND/OR RESTRICTED					TOTAL
			CASH	REVOLVING	FEDERAL	AUXILIARIES AND SERVICES	TRUST	
410000	State Appropriation	68,597,525	0	0	0	0	0	68,597,525
<b>TOTAL STATE SUPPORT</b>		<b>68,597,525</b>	<b>0</b>	<b>0</b>	<b>0</b>	<b>0</b>	<b>0</b>	<b>68,597,525</b>
460000	Restricted Revenue	0	0	0	2,000,000	0	0	2,000,000
<b>TOTAL FEDERAL FUND</b>		<b>0</b>	<b>0</b>	<b>0</b>	<b>2,000,000</b>	<b>0</b>	<b>0</b>	<b>2,000,000</b>
442810	Other Student Fees	0	0	9,522,159	0	0	0	9,522,159
450000	Sales and Services	0	0	19,477,841	0	8,400,000	0	27,877,841
<b>TOTAL REVOLVING FUND</b>		<b>0</b>	<b>0</b>	<b>29,000,000</b>	<b>0</b>	<b>8,400,000</b>	<b>0</b>	<b>37,400,000</b>
460000	Restricted Revenue	0	0	0	0	0	4,300,000	4,300,000
<b>TOTAL TRUST FUND</b>		<b>0</b>	<b>0</b>	<b>0</b>	<b>0</b>	<b>0</b>	<b>4,300,000</b>	<b>4,300,000</b>
<b>TOTAL GROSS TUITION</b>		<b>0</b>	<b>0</b>	<b>0</b>	<b>0</b>	<b>0</b>	<b>0</b>	<b>0</b>
<b>TOTAL TUITION OFFSETS</b>		<b>0</b>	<b>0</b>	<b>0</b>	<b>0</b>	<b>0</b>	<b>0</b>	<b>0</b>
<b>SUBTOTAL NET TUITION (CASH)</b>		<b>0</b>	<b>0</b>	<b>0</b>	<b>0</b>	<b>0</b>	<b>0</b>	<b>0</b>
<b>SUBTOTAL STUDENT FEES</b>		<b>0</b>	<b>0</b>	<b>0</b>	<b>0</b>	<b>0</b>	<b>0</b>	<b>0</b>
450000	Sales and Services	0	600,000	0	0	0	0	600,000
461900	Indirect Costs-Federal	300,000	0	0	0	0	0	300,000
490000	Other Revenues	11,200,000	0	0	0	0	0	11,200,000
490200	Misc Other Income	2,000,000	0	0	0	0	0	2,000,000
<b>SUBTOTAL OTHER CASH</b>		<b>13,500,000</b>	<b>600,000</b>	<b>0</b>	<b>0</b>	<b>0</b>	<b>0</b>	<b>14,100,000</b>
<b>TOTAL CASH FUND</b>		<b>13,500,000</b>	<b>600,000</b>	<b>0</b>	<b>0</b>	<b>0</b>	<b>0</b>	<b>14,100,000</b>
<b>TOTAL REVENUE</b>		<b>82,097,525</b>	<b>600,000</b>	<b>29,000,000</b>	<b>2,000,000</b>	<b>8,400,000</b>	<b>4,300,000</b>	<b>126,397,525</b>

8/8/19

7:11:25AM

**EXPENDITURE SUMMARY**  
**2019-2020 GENERAL OPERATING BUDGET**  
**UNIVERSITY OF NEBRASKA CENTRAL ADMINISTRATION**  
**INCLUDING ITS**

**SUBPROGRAM #/NAME 29 Information Technology Services**

ACCOUNT	DESCRIPTION	UNRESTRICTED	DESIGNATED AND/OR RESTRICTED				TOTAL	
		STATE AND UNIVERSITY GENERATED	CASH	REVOLVING	FEDERAL	AUXILIARIES AND SERVICES		TRUST
511000	FACULTY							
	Professor	60,863	0	0	0	0	0	60,863
	<b>SUBTOTAL FACULTY</b>	<b>60,863</b>	<b>0</b>	<b>0</b>	<b>0</b>	<b>0</b>	<b>0</b>	<b>60,863</b>
512100	Other Administrators	1,867,584	0	54,844	0	0	0	1,922,428
513000	Managerial/Professional	9,985,719	180,434	5,315,756	0	144,077	0	15,625,986
514000	Clerical/Technical/Service	562,480	0	558,644	0	223,483	0	1,344,607
516000	Student Wages	148,260	0	724,199	0	91,641	0	964,100
517000	Supplemental Salaries & Wages	30,697	0	20,000	0	0	0	50,697
	<b>SUBTOTAL NONFACULTY</b>	<b>12,594,740</b>	<b>180,434</b>	<b>6,673,443</b>	<b>0</b>	<b>459,201</b>	<b>0</b>	<b>19,907,818</b>
	<b>SUBTOTAL SALARIES &amp; WAGES</b>	<b>12,655,603</b>	<b>180,434</b>	<b>6,673,443</b>	<b>0</b>	<b>459,201</b>	<b>0</b>	<b>19,968,681</b>
519100	Retirement Contribution	923,842	12,659	407,447	0	22,043	0	1,365,991
519200	FICA Contribution	860,563	11,792	460,881	0	28,930	0	1,362,166
519300	Health Insurance Contribution	1,455,363	19,942	1,008,600	0	53,267	0	2,537,172
519400	Life Insurance Contribution	12,654	173	6,680	0	460	0	19,967
519800	Workers Compensation	32,344	0	15,603	0	1,072	0	49,019
	<b>SUBTOTAL BENEFITS</b>	<b>3,284,766</b>	<b>44,566</b>	<b>1,899,211</b>	<b>0</b>	<b>105,772</b>	<b>0</b>	<b>5,334,315</b>
	<b>TOTAL PERSONAL SERVICES</b>	<b>15,940,369</b>	<b>225,000</b>	<b>8,572,654</b>	<b>0</b>	<b>564,973</b>	<b>0</b>	<b>25,302,996</b>
521000	Operating Expense	3,239,249	375,000	11,827,346	0	1,112,092	0	16,553,687
570000	Cost of Goods Sold	0	0	1,600,000	0	5,722,935	0	7,322,935
	<b>TOTAL NET OPERATING EXPENSES</b>	<b>3,239,249</b>	<b>375,000</b>	<b>13,427,346</b>	<b>0</b>	<b>6,835,027</b>	<b>0</b>	<b>23,876,622</b>
	<b>SUB PROGRAM TOTAL</b>	<b>19,179,618</b>	<b>600,000</b>	<b>22,000,000</b>	<b>0</b>	<b>7,400,000</b>	<b>0</b>	<b>49,179,618</b>



**EXPENDITURE SUMMARY**  
**2019-2020 GENERAL OPERATING BUDGET**  
**UNIVERSITY OF NEBRASKA CENTRAL ADMINISTRATION**  
**INCLUDING ITS**

SUBPROGRAM #/NAME 30 Distance Education

ACCOUNT	DESCRIPTION	UNRESTRICTED	DESIGNATED AND/OR RESTRICTED					TOTAL
		STATE AND UNIVERSITY GENERATED	CASH	REVOLVING	FEDERAL	AUXILIARIES AND SERVICES	TRUST	
512100	Other Administrators	0	0	180,030	0	0	0	180,030
513000	Managerial/Professional	0	0	894,163	0	0	0	894,163
514000	Clerical/Technical/Service	0	0	217,917	0	0	0	217,917
515000	Other Academic	0	0	42,697	0	0	0	42,697
	<b>SUBTOTAL NONFACULTY</b>	<b>0</b>	<b>0</b>	<b>1,334,807</b>	<b>0</b>	<b>0</b>	<b>0</b>	<b>1,334,807</b>
	<b>SUBTOTAL SALARIES &amp; WAGES</b>	<b>0</b>	<b>0</b>	<b>1,334,807</b>	<b>0</b>	<b>0</b>	<b>0</b>	<b>1,334,807</b>
519100	Retirement Contribution	0	0	81,423	0	0	0	81,423
519200	FICA Contribution	0	0	92,101	0	0	0	92,101
519300	Health Insurance Contribution	0	0	201,556	0	0	0	201,556
519400	Life Insurance Contribution	0	0	1,335	0	0	0	1,335
519800	Workers Compensation	0	0	3,118	0	0	0	3,118
	<b>SUBTOTAL BENEFITS</b>	<b>0</b>	<b>0</b>	<b>379,533</b>	<b>0</b>	<b>0</b>	<b>0</b>	<b>379,533</b>
	<b>TOTAL PERSONAL SERVICES</b>	<b>0</b>	<b>0</b>	<b>1,714,340</b>	<b>0</b>	<b>0</b>	<b>0</b>	<b>1,714,340</b>
521000	Operating Expense	0	0	757,149	0	0	0	757,149
550000	Capital Outlay	0	0	252,881	0	0	0	252,881
	<b>TOTAL NET OPERATING EXPENSES</b>	<b>0</b>	<b>0</b>	<b>1,010,030</b>	<b>0</b>	<b>0</b>	<b>0</b>	<b>1,010,030</b>
	<b>SUB PROGRAM TOTAL</b>	<b>0</b>	<b>0</b>	<b>2,724,370</b>	<b>0</b>	<b>0</b>	<b>0</b>	<b>2,724,370</b>

**EXPENDITURE SUMMARY**  
**2019-2020 GENERAL OPERATING BUDGET**  
**UNIVERSITY OF NEBRASKA CENTRAL ADMINISTRATION**  
**INCLUDING ITS**

SUBPROGRAM #/NAME 31 EPSCoR

ACCOUNT	DESCRIPTION	UNRESTRICTED	DESIGNATED AND/OR RESTRICTED					TOTAL
		STATE AND UNIVERSITY GENERATED	CASH	REVOLVING	FEDERAL	AUXILIARIES AND SERVICES	TRUST	
512100	Other Administrators	42,525	0	0	170,100	0	0	212,625
513000	Managerial/Professional	19,386	0	0	77,542	0	0	96,928
514000	Clerical/Technical/Service	19,898	0	0	79,594	0	0	99,492
	<b>SUBTOTAL NONFACULTY</b>	<b>81,809</b>	<b>0</b>	<b>0</b>	<b>327,236</b>	<b>0</b>	<b>0</b>	<b>409,045</b>
	<b>SUBTOTAL SALARIES &amp; WAGES</b>	<b>81,809</b>	<b>0</b>	<b>0</b>	<b>327,236</b>	<b>0</b>	<b>0</b>	<b>409,045</b>
519100	Retirement Contribution	5,972	0	0	22,579	0	0	28,551
519200	FICA Contribution	5,563	0	0	17,998	0	0	23,561
519300	Health Insurance Contribution	9,408	0	0	56,939	0	0	66,347
519400	Life Insurance Contribution	82	0	0	327	0	0	409
519800	Workers Compensation	0	0	0	764	0	0	764
	<b>SUBTOTAL BENEFITS</b>	<b>21,025</b>	<b>0</b>	<b>0</b>	<b>98,607</b>	<b>0</b>	<b>0</b>	<b>119,632</b>
	<b>TOTAL PERSONAL SERVICES</b>	<b>102,834</b>	<b>0</b>	<b>0</b>	<b>425,843</b>	<b>0</b>	<b>0</b>	<b>528,677</b>
521000	Operating Expense	312,457	0	0	1,574,157	0	0	1,886,614
	<b>TOTAL NET OPERATING EXPENSES</b>	<b>312,457</b>	<b>0</b>	<b>0</b>	<b>1,574,157</b>	<b>0</b>	<b>0</b>	<b>1,886,614</b>
	<b>SUB PROGRAM TOTAL</b>	<b>415,291</b>	<b>0</b>	<b>0</b>	<b>2,000,000</b>	<b>0</b>	<b>0</b>	<b>2,415,291</b>



**EXPENDITURE SUMMARY**  
**2019-2020 GENERAL OPERATING BUDGET**  
**UNIVERSITY OF NEBRASKA CENTRAL ADMINISTRATION**  
**INCLUDING ITS**

SUBPROGRAM #/NAME 33 Facilities Management & Planning

ACCOUNT	DESCRIPTION	UNRESTRICTED	DESIGNATED AND/OR RESTRICTED					TOTAL
		STATE AND UNIVERSITY GENERATED	CASH	REVOLVING	FEDERAL	AUXILIARIES AND SERVICES	TRUST	
512100	Other Administrators	361,370	0	0	0	0	0	361,370
513000	Managerial/Professional	519,940	0	3,018,197	0	0	0	3,538,137
514000	Clerical/Technical/Service	15,600	0	527,163	0	0	0	542,763
516000	Student Wages	0	0	20,821	0	0	0	20,821
	<b>SUBTOTAL NONFACULTY</b>	<b>896,910</b>	<b>0</b>	<b>3,566,181</b>	<b>0</b>	<b>0</b>	<b>0</b>	<b>4,463,091</b>
	<b>SUBTOTAL SALARIES &amp; WAGES</b>	<b>896,910</b>	<b>0</b>	<b>3,566,181</b>	<b>0</b>	<b>0</b>	<b>0</b>	<b>4,463,091</b>
519100	Retirement Contribution	65,474	0	212,654	0	0	0	278,128
519200	FICA Contribution	60,989	0	240,543	0	0	0	301,532
519300	Health Insurance Contribution	103,144	0	526,406	0	0	0	629,550
519400	Life Insurance Contribution	897	0	3,486	0	0	0	4,383
519700	Unemployment Compensation	0	0	535	0	0	0	535
519800	Workers Compensation	2,292	0	8,142	0	0	0	10,434
	<b>SUBTOTAL BENEFITS</b>	<b>232,796</b>	<b>0</b>	<b>991,766</b>	<b>0</b>	<b>0</b>	<b>0</b>	<b>1,224,562</b>
	<b>TOTAL PERSONAL SERVICES</b>	<b>1,129,706</b>	<b>0</b>	<b>4,557,947</b>	<b>0</b>	<b>0</b>	<b>0</b>	<b>5,687,653</b>
521000	Operating Expense	11,001,016	0	-344,192	0	0	0	10,656,824
540000	Travel	2,278	0	61,875	0	0	0	64,153
	<b>TOTAL NET OPERATING EXPENSES</b>	<b>11,003,294</b>	<b>0</b>	<b>-282,317</b>	<b>0</b>	<b>0</b>	<b>0</b>	<b>10,720,977</b>
	<b>SUB PROGRAM TOTAL</b>	<b>12,133,000</b>	<b>0</b>	<b>4,275,630</b>	<b>0</b>	<b>0</b>	<b>0</b>	<b>16,408,630</b>

**EXPENDITURE SUMMARY**  
**2019-2020 GENERAL OPERATING BUDGET**  
**UNIVERSITY OF NEBRASKA CENTRAL ADMINISTRATION**  
**INCLUDING ITS**

SUBPROGRAM #/NAME 41 System Administration

ACCOUNT	DESCRIPTION	UNRESTRICTED	DESIGNATED AND/OR RESTRICTED					TOTAL
		STATE AND UNIVERSITY GENERATED	CASH	REVOLVING	FEDERAL	AUXILIARIES AND SERVICES	TRUST	
512100	Other Administrators	5,867,293	0	0	0	0	0	5,867,293
513000	Managerial/Professional	2,640,095	0	0	0	0	45,900	2,685,995
514000	Clerical/Technical/Service	428,036	0	0	0	0	0	428,036
516000	Student Wages	40,400	0	0	0	0	0	40,400
517000	Supplemental Salaries & Wages	2,922,943	0	0	0	0	0	2,922,943
	<b>SUBTOTAL NONFACULTY</b>	<b>11,898,767</b>	<b>0</b>	<b>0</b>	<b>0</b>	<b>0</b>	<b>45,900</b>	<b>11,944,667</b>
	<b>SUBTOTAL SALARIES &amp; WAGES</b>	<b>11,898,767</b>	<b>0</b>	<b>0</b>	<b>0</b>	<b>0</b>	<b>45,900</b>	<b>11,944,667</b>
519100	Retirement Contribution	689,771	0	0	0	0	3,030	692,801
519200	FICA Contribution	642,526	0	0	0	0	3,213	645,739
519300	Health Insurance Contribution	1,086,625	0	0	0	0	5,692	1,092,317
519400	Life Insurance Contribution	9,450	0	0	0	0	46	9,496
519800	Workers Compensation	47,911	0	0	0	0	0	47,911
	<b>SUBTOTAL BENEFITS</b>	<b>2,476,283</b>	<b>0</b>	<b>0</b>	<b>0</b>	<b>0</b>	<b>11,981</b>	<b>2,488,264</b>
	<b>TOTAL PERSONAL SERVICES</b>	<b>14,375,050</b>	<b>0</b>	<b>0</b>	<b>0</b>	<b>0</b>	<b>57,881</b>	<b>14,432,931</b>
521000	Operating Expense	1,727,688	0	0	0	0	192,119	1,919,807
529000	Utilities	75,000	0	0	0	0	0	75,000
530000	Supplies & Materials	99,000	0	0	0	0	0	99,000
540000	Travel	218,500	0	0	0	0	0	218,500
	<b>TOTAL NET OPERATING EXPENSES</b>	<b>2,120,188</b>	<b>0</b>	<b>0</b>	<b>0</b>	<b>0</b>	<b>192,119</b>	<b>2,312,307</b>
	<b>SUB PROGRAM TOTAL</b>	<b>16,495,238</b>	<b>0</b>	<b>0</b>	<b>0</b>	<b>0</b>	<b>250,000</b>	<b>16,745,238</b>





**EXPENDITURE SUMMARY**  
**2019-2020 GENERAL OPERATING BUDGET**  
**UNIVERSITY OF NEBRASKA CENTRAL ADMINISTRATION**  
**INCLUDING ITS**

SUBPROGRAM #/NAME 46 General Administration

ACCOUNT	DESCRIPTION	UNRESTRICTED	DESIGNATED AND/OR RESTRICTED					TOTAL
		STATE AND UNIVERSITY GENERATED	CASH	REVOLVING	FEDERAL	AUXILIARIES AND SERVICES	TRUST	
512100	Other Administrators	0	0	0	0	0	164,141	164,141
513000	Managerial/Professional	61,200	0	0	0	0	356,663	417,863
514000	Clerical/Technical/Service	0	0	0	0	0	21,216	21,216
517000	Supplemental Salaries & Wages	2,053,000	0	0	0	0	137,503	2,190,503
	<b>SUBTOTAL NONFACULTY</b>	<b>2,114,200</b>	<b>0</b>	<b>0</b>	<b>0</b>	<b>0</b>	<b>679,523</b>	<b>2,793,723</b>
	<b>SUBTOTAL SALARIES &amp; WAGES</b>	<b>2,114,200</b>	<b>0</b>	<b>0</b>	<b>0</b>	<b>0</b>	<b>679,523</b>	<b>2,793,723</b>
519100	Retirement Contribution	4,468	0	0	0	0	44,849	49,317
519200	FICA Contribution	4,162	0	0	0	0	47,566	51,728
519300	Health Insurance Contribution	7,038	0	0	0	0	84,262	91,300
519400	Life Insurance Contribution	61	0	0	0	0	680	741
519800	Workers Compensation	0	0	0	0	0	1,707	1,707
	<b>SUBTOTAL BENEFITS</b>	<b>15,729</b>	<b>0</b>	<b>0</b>	<b>0</b>	<b>0</b>	<b>179,064</b>	<b>194,793</b>
	<b>TOTAL PERSONAL SERVICES</b>	<b>2,129,929</b>	<b>0</b>	<b>0</b>	<b>0</b>	<b>0</b>	<b>858,587</b>	<b>2,988,516</b>
521000	Operating Expense	7,765,659	0	0	0	0	8,688	7,774,347
530000	Supplies & Materials	0	0	0	0	0	15,000	15,000
540000	Travel	0	0	0	0	0	3,857	3,857
550000	Capital Outlay	0	0	0	0	0	10,000	10,000
	<b>TOTAL NET OPERATING EXPENSES</b>	<b>7,765,659</b>	<b>0</b>	<b>0</b>	<b>0</b>	<b>0</b>	<b>37,545</b>	<b>7,803,204</b>
	<b>SUB PROGRAM TOTAL</b>	<b>9,895,588</b>	<b>0</b>	<b>0</b>	<b>0</b>	<b>0</b>	<b>896,132</b>	<b>10,791,720</b>



**EXPENDITURE SUMMARY**  
**2019-2020 GENERAL OPERATING BUDGET**  
**UNIVERSITY OF NEBRASKA CENTRAL ADMINISTRATION**  
**INCLUDING ITS**

SUBPROGRAM #/NAME 47     Buffett Early Childhood Institute

ACCOUNT	DESCRIPTION	UNRESTRICTED	DESIGNATED AND/OR RESTRICTED					TOTAL
		STATE AND UNIVERSITY GENERATED	CASH	REVOLVING	FEDERAL	AUXILIARIES AND SERVICES	TRUST	
512100	Other Administrators	653,139	0	0	0	0	431,131	1,084,270
513000	Managerial/Professional	73,000	0	0	0	0	1,745,742	1,818,742
514000	Clerical/Technical/Service	47,430	0	0	0	0	279,067	326,497
517000	Supplemental Salaries & Wages	144,700	0	0	0	0	41,741	186,441
	<b>SUBTOTAL NONFACULTY</b>	<b>918,269</b>	<b>0</b>	<b>0</b>	<b>0</b>	<b>0</b>	<b>2,497,681</b>	<b>3,415,950</b>
	<b>SUBTOTAL SALARIES &amp; WAGES</b>	<b>918,269</b>	<b>0</b>	<b>0</b>	<b>0</b>	<b>0</b>	<b>2,497,681</b>	<b>3,415,950</b>
519100	Retirement Contribution	67,034	0	0	0	0	164,847	231,881
519200	FICA Contribution	62,442	0	0	0	0	174,839	237,281
519300	Health Insurance Contribution	105,601	0	0	0	0	309,712	415,313
519400	Life Insurance Contribution	918	0	0	0	0	2,498	3,416
519800	Workers Compensation	0	0	0	0	0	4,291	4,291
	<b>SUBTOTAL BENEFITS</b>	<b>235,995</b>	<b>0</b>	<b>0</b>	<b>0</b>	<b>0</b>	<b>656,187</b>	<b>892,182</b>
	<b>TOTAL PERSONAL SERVICES</b>	<b>1,154,264</b>	<b>0</b>	<b>0</b>	<b>0</b>	<b>0</b>	<b>3,153,868</b>	<b>4,308,132</b>
521000	Operating Expense	299,236	0	0	0	0	0	299,236
	<b>TOTAL NET OPERATING EXPENSES</b>	<b>299,236</b>	<b>0</b>	<b>0</b>	<b>0</b>	<b>0</b>	<b>0</b>	<b>299,236</b>
	<b>SUB PROGRAM TOTAL</b>	<b>1,453,500</b>	<b>0</b>	<b>0</b>	<b>0</b>	<b>0</b>	<b>3,153,868</b>	<b>4,607,368</b>



**EXPENDITURE SUMMARY**  
**2019-2020 GENERAL OPERATING BUDGET**  
**UNIVERSITY OF NEBRASKA CENTRAL ADMINISTRATION**  
**INCLUDING ITS**

SUBPROGRAM #/NAME 97 Clearing Centers

ACCOUNT	DESCRIPTION	UNRESTRICTED	DESIGNATED AND/OR RESTRICTED					TOTAL
		STATE AND UNIVERSITY GENERATED	CASH	REVOLVING	FEDERAL	AUXILIARIES AND SERVICES	TRUST	
521000	Operating Expense	0	0	0	0	1,000,000	0	1,000,000
	<b>TOTAL NET OPERATING EXPENSES</b>	<b>0</b>	<b>0</b>	<b>0</b>	<b>0</b>	<b>1,000,000</b>	<b>0</b>	<b>1,000,000</b>
	<b>SUB PROGRAM TOTAL</b>	<b>0</b>	<b>0</b>	<b>0</b>	<b>0</b>	<b>1,000,000</b>	<b>0</b>	<b>1,000,000</b>

COST OBJECT LISTING BY SUB PROGRAM  
 2019-2020 GENERAL OPERATING BUDGET  
 UNIVERSITY OF NEBRASKA - LINCOLN  
 Excluding IANR and NCTA

**SUBPROGRAM #/NAME: 01 Academics Affairs**

**UNL-State General Fund-711 State & University Generated/Unrestricted**

COST OBJECT	Dollar	FACULTY	NON FACULTY		EMPLOYEE BENEFITS	PERSONAL	TOTAL	TOTAL	TOTAL	
		FTE	Dollar	FTE		SERVICE CREDITS	PERSONAL SERVICES	OPERATING EXPENSES		
21-0101-0001	Office of EVC	0	0.00	2,437,187	16.00	522,451	0	2,959,638	114,826	3,074,464
21-0101-0004	Diversity Chancellor Pool	87,720	7.50	11,773	0.00	0	0	99,493	60,940	160,433
21-0101-0005	EVC Commitments	43	0.00	8,729	0.25	0	0	8,772	10,749	19,521
21-0101-0007	Diversity Central Admin Pool	1,613,254	0.00	68,341	0.00	0	0	1,681,595	0	1,681,595
21-0101-0008	EVC-Distinguished Prof	256,505	0.00	0	0.00	51,280	0	307,785	0	307,785
21-0101-0010	EVC-Faculty Pool	79,029	0.00	0	0.00	0	0	79,029	0	79,029
21-0101-0011	EVC Lapsed Salaries	4,044,581	0.00	0	0.00	0	0	4,044,581	0	4,044,581
21-0101-0012	VSIP Funding Pool	399,823	0.00	0	0.00	0	0	399,823	0	399,823
21-0101-0013	VSIP 2014-15 Funding Pool	317,245	0.00	0	0.00	0	0	317,245	0	317,245
21-0101-0020	EVC Summer Sessions	3,895,305	0.00	374,910	0.00	0	0	4,270,215	0	4,270,215
21-0101-0021	International Student Fee	81,710	0.00	0	0.00	0	0	81,710	0	81,710
21-0101-5100	POE EVC	0	0.00	104,477	0.00	0	0	104,477	1,239,397	1,343,874
21-0101-5702	ODE Course Development	0	0.00	0	0.00	0	0	0	1,198,297	1,198,297
21-0104-0001	Office of Diversity and Inclusion	0	0.00	250,000	1.00	8,154	0	258,154	0	258,154
21-0105-0001	Faculty Senate	0	0.00	77,134	1.00	15,584	0	92,718	16,157	108,875
21-0108-0002	College Distinguished Tchg Awards	15,375	0.00	0	0.00	0	0	15,375	0	15,375
21-0108-0004	Acad Dist Teachers & Peer Review	15,000	0.00	2,500	0.00	20,926	0	38,426	0	38,426
21-0111-0001	Honors Pgm	280,943	0.00	244,016	4.23	71,179	0	596,138	1,059	597,197
21-0111-0004	Honors Pgm-Book Scholarship	0	0.00	0	0.00	0	0	0	675,000	675,000
21-0111-5101	POE - Honors Pgm	0	0.00	63,073	1.17	0	0	63,073	71,540	134,613
21-0112-0001	Graduate Studies	0	0.00	1,456,777	26.25	395,812	0	1,852,589	194,168	2,046,757
21-0112-0005	Grad Studies Grambling State	0	0.00	0	0.00	0	0	0	10,000	10,000
21-0116-0001	Public Policy Cnt	0	0.00	130,767	0.75	43,472	0	174,239	0	174,239
21-0117-0001	Exploratory & Pre-Prof Advising Cnt	0	0.00	508,262	11.00	144,603	0	652,865	51,323	704,188
21-0123-0001	Undergraduate Programs	0	0.00	191,997	2.09	44,070	0	236,067	20,000	256,067
21-0123-5101	UG POE-Undergraduate Programs	0	0.00	153,735	3.41	0	0	153,735	78,520	232,255
21-0123-5701	Undergrad Ed-Distance Ed	0	0.00	33,150	0.50	0	0	33,150	0	33,150
21-0124-5101	POE Raikes Schl Comp Sci & Mgm	296,252	2.00	788,902	8.00	0	0	1,085,154	251,753	1,336,907
21-0125-0001	Partnership Degree Pgm	0	0.00	162,700	0.81	82,513	0	245,213	0	245,213
21-0125-0002	Confucius Institute-SCH	0	0.00	0	0.00	22,985	0	22,985	0	22,985
21-0126-0001	Undergrad Ed & Student Success	0	0.00	45,274	0.60	24,669	0	69,943	2,880	72,823
21-0127-0001	Career Services	0	0.00	675,540	13.75	193,335	0	868,875	801	869,676
21-0128-0001	First Year Expr & Transition Programs	0	0.00	328,458	6.00	71,712	0	400,170	25,000	425,170
21-0128-0002	First Husker Program	0	0.00	0	0.00	0	0	0	45,000	45,000
21-0128-0003	FYETP-Emerging Leaders	0	0.00	43,260	1.00	8,886	0	52,146	0	52,146
21-0129-0001	Military and Veteran Success Center	0	0.00	103,294	2.00	23,964	0	127,258	20,000	147,258
21-0130-0001	Instl Effectiveness & Analytics	0	0.00	580,500	7.50	126,671	0	707,171	23,500	730,671
21-0130-5701	Instl Effectiveness & Analytics-Dist Ed	0	0.00	61,813	0.00	0	0	61,813	0	61,813
<b>TOTAL</b>	<b>11,382,785</b>	<b>9.50</b>	<b>8,906,569</b>	<b>107.31</b>	<b>1,872,266</b>	<b>0</b>	<b>22,161,620</b>	<b>4,110,910</b>	<b>26,272,530</b>	

**UNL-State General Fund-711 Revolving/Designated**

COST OBJECT	Dollar	FACULTY	NON FACULTY		EMPLOYEE BENEFITS	PERSONAL	TOTAL	TOTAL	TOTAL	
		FTE	Dollar	FTE		SERVICE CREDITS	PERSONAL SERVICES	OPERATING EXPENSES		
22-0116-0002	PPC-Service Center Account	77,260	1.00	1,407,415	21.23	434,428	0	1,919,103	0	1,919,103
22-0130-0001	Instl Effectiveness & Analytics Tech Fee	0	0.00	211,226	3.00	72,339	0	283,565	0	283,565
<b>TOTAL</b>	<b>77,260</b>	<b>1.00</b>	<b>1,618,641</b>	<b>24.23</b>	<b>506,767</b>	<b>0</b>	<b>2,202,668</b>	<b>0</b>	<b>2,202,668</b>	

**UNL-Federal Letter of Credit-716 Federal/Restricted**

COST OBJECT	Dollar	FACULTY	NON FACULTY		EMPLOYEE BENEFITS	PERSONAL	TOTAL	TOTAL	TOTAL
		FTE	Dollar	FTE		SERVICE CREDITS	PERSONAL SERVICES	OPERATING EXPENSES	

COST OBJECT LISTING BY SUB PROGRAM  
 2019-2020 GENERAL OPERATING BUDGET  
 UNIVERSITY OF NEBRASKA - LINCOLN  
 Excluding IANR and NCTA

**SUBPROGRAM #/NAME: 01 Academics Affairs**

**UNL-Federal Letter of Credit-716 Federal/Restricted**

COST OBJECT	Dollar	FACULTY	NON FACULTY		EMPLOYEE BENEFITS	PERSONAL SERVICE CREDITS	TOTAL PERSONAL SERVICES	TOTAL OPERATING EXPENSES	TOTAL
		FTE	Dollar	FTE					
24-0127-2016001 2015-16 Educ WS Job Locator Program	0	0.00	9,273	0.30	0	0	9,273	0	9,273
24-0127-2019001 Career Services	0	0.00	26,128	0.59	8,530	0	34,658	0	34,658
<b>TOTAL</b>	<b>0</b>	<b>0.00</b>	<b>35,401</b>	<b>0.89</b>	<b>8,530</b>	<b>0</b>	<b>43,931</b>	<b>0</b>	<b>43,931</b>

**UNL-Federal Advance-717 Federal/Restricted**

COST OBJECT	Dollar	FACULTY	NON FACULTY		EMPLOYEE BENEFITS	PERSONAL SERVICE CREDITS	TOTAL PERSONAL SERVICES	TOTAL OPERATING EXPENSES	TOTAL
		FTE	Dollar	FTE					
25-0101-0014001 VC Academic Affairs	16,543	0.25	0	0.00	0	0	16,543	0	16,543
<b>TOTAL</b>	<b>16,543</b>	<b>0.25</b>	<b>0</b>	<b>0.00</b>	<b>0</b>	<b>0</b>	<b>16,543</b>	<b>0</b>	<b>16,543</b>

**UNL-Trust-Grant/Cont/Loan/End-718 Trust/Restricted**

COST OBJECT	Dollar	FACULTY	NON FACULTY		EMPLOYEE BENEFITS	PERSONAL SERVICE CREDITS	TOTAL PERSONAL SERVICES	TOTAL OPERATING EXPENSES	TOTAL
		FTE	Dollar	FTE					
26-0123-0003001 William H Thompson Scholars	0	0.00	373,905	8.00	103,463	0	477,368	0	477,368
<b>TOTAL</b>	<b>0</b>	<b>0.00</b>	<b>373,905</b>	<b>8.00</b>	<b>103,463</b>	<b>0</b>	<b>477,368</b>	<b>0</b>	<b>477,368</b>

**UNL-Auxiliary-719 Auxiliaries & Services/Restricted**

COST OBJECT	Dollar	FACULTY	NON FACULTY		EMPLOYEE BENEFITS	PERSONAL SERVICE CREDITS	TOTAL PERSONAL SERVICES	TOTAL OPERATING EXPENSES	TOTAL
		FTE	Dollar	FTE					
23-0124-0001 Raikes School Master	20,708	0.50	65,749	1.00	0	0	86,457	2,736	89,193
23-0124-3001 Raikes Design Studio	42,758	0.35	117,894	1.34	46,131	0	206,783	0	206,783
23-0127-0001 Career Services	0	0.00	132,416	2.91	27,563	0	159,979	35,424	195,403
<b>TOTAL</b>	<b>63,466</b>	<b>0.85</b>	<b>316,059</b>	<b>5.25</b>	<b>73,694</b>	<b>0</b>	<b>453,219</b>	<b>38,160</b>	<b>491,379</b>
<b>SUB PROGRAM TOTAL</b>	<b>11,540,054</b>	<b>12</b>	<b>11,250,575</b>	<b>146</b>	<b>2,564,720</b>	<b>0</b>	<b>25,355,349</b>	<b>4,149,070</b>	<b>29,504,419</b>

**SUBPROGRAM #/NAME: 02 College of Architecture**

**UNL-State General Fund-711 State & University Generated/Unrestricted**

COST OBJECT	Dollar	FACULTY	NON FACULTY		EMPLOYEE BENEFITS	PERSONAL SERVICE CREDITS	TOTAL PERSONAL SERVICES	TOTAL OPERATING EXPENSES	TOTAL
		FTE	Dollar	FTE					
21-0201-0001 Dean College Of Architecture	9,680	0.12	605,123	8.56	135,533	0	750,336	69,200	819,536
21-0201-5701 Col of Architecture-Distance Ed	0	0.00	0	0.00	0	0	0	31,832	31,832
21-0202-0001 Architecture General	9,085	0.00	0	0.00	0	0	9,085	0	9,085
21-0202-5102 POE Architecture-Visual Literacy	64,743	0.81	0	0.00	0	0	64,743	0	64,743
21-0202-5801 College Arch Diff Tuition	734,916	1.24	35,511	1.00	0	0	770,427	0	770,427
21-0202-5810 College Diff	0	0.00	197,972	4.55	0	0	197,972	0	197,972
21-0205-0001 Architecture	1,074,211	14.64	436,637	6.74	382,984	0	1,893,832	0	1,893,832
21-0206-0001 Community & Regional Planning	315,141	3.95	88,043	0.81	107,556	0	510,740	0	510,740
21-0207-0001 Interior Design	226,776	3.00	9	0.00	68,369	0	295,154	0	295,154
21-0208-0001 Landscape Architecture	263,104	2.77	5,000	0.00	62,866	0	330,970	0	330,970
<b>TOTAL</b>	<b>2,697,656</b>	<b>26.53</b>	<b>1,368,295</b>	<b>21.66</b>	<b>757,308</b>	<b>0</b>	<b>4,823,259</b>	<b>101,032</b>	<b>4,924,291</b>

**UNL-State General Fund-711 Revolving/Designated**

COST OBJECT	Dollar	FACULTY	NON FACULTY		EMPLOYEE BENEFITS	PERSONAL SERVICE CREDITS	TOTAL PERSONAL SERVICES	TOTAL OPERATING EXPENSES	TOTAL
		FTE	Dollar	FTE					
22-0202-0001 Architecture General Community Studies	0	0.00	0	0.00	0	0	0	33,000	33,000
22-0202-0002 Architecture General Student Tech Fee	0	0.00	0	0.00	0	0	0	45,400	45,400

COST OBJECT LISTING BY SUB PROGRAM  
 2019-2020 GENERAL OPERATING BUDGET  
 UNIVERSITY OF NEBRASKA - LINCOLN  
 Excluding IANR and NCTA

**SUBPROGRAM #/NAME: 02 College of Architecture**

<b>TOTAL</b>	0	0.00	0	0.00	0	0	0	0	78,400	78,400
--------------	---	------	---	------	---	---	---	---	--------	--------

**UNL-Trust-Grant/Cont/Loan/End-718 Trust/Restricted**

COST OBJECT	Dollar	FACULTY FTE	NON FACULTY Dollar	FTE	EMPLOYEE BENEFITS	PERSONAL SERVICE CREDITS	TOTAL PERSONAL SERVICES	TOTAL OPERATING EXPENSES	TOTAL
26-0201-0006001 Eloise Kruger Collection	0	0.00	26,343	0.60	0	0	26,343	0	26,343
26-0201-0010001 FAIA Fund for Excellence	2,500	0.00	0	0.00	0	0	2,500	0	2,500
27-0201-0031001 Scott Killinger Fund in Urban Design	2,500	0.00	0	0.00	744	0	3,244	0	3,244
27-0201-0051001 NU FDN Bachman Prof Health Care 01126600	10,000	0.00	0	0.00	1,200	0	11,200	0	11,200
27-0205-0041001 NU FDN Killinger Expendable Fund 13933	2,500	0.00	0	0.00	808	0	3,308	0	3,308
27-0206-0001001 Hyde Chair Of Planning	20,000	0.00	0	0.00	0	0	20,000	0	20,000
<b>TOTAL</b>	<b>37,500</b>	<b>0.00</b>	<b>26,343</b>	<b>0.60</b>	<b>2,752</b>	<b>0</b>	<b>66,595</b>	<b>0</b>	<b>66,595</b>

**UNL-Auxiliary-719 Auxiliaries & Services/Restricted**

COST OBJECT	Dollar	FACULTY FTE	NON FACULTY Dollar	FTE	EMPLOYEE BENEFITS	PERSONAL SERVICE CREDITS	TOTAL PERSONAL SERVICES	TOTAL OPERATING EXPENSES	TOTAL
23-0202-0001 Arch Gen-Media Center	0	0.00	16,000	1.00	109	0	16,109	59,000	75,109
23-0205-0001 Arch-High School Workshop	0	0.00	0	0.00	0	0	0	14,000	14,000
<b>TOTAL</b>	<b>0</b>	<b>0.00</b>	<b>16,000</b>	<b>1.00</b>	<b>109</b>	<b>0</b>	<b>16,109</b>	<b>73,000</b>	<b>89,109</b>

<b>SUB PROGRAM TOTAL</b>	<b>2,735,156</b>	<b>27</b>	<b>1,410,638</b>	<b>23</b>	<b>760,169</b>	<b>0</b>	<b>4,905,963</b>	<b>252,432</b>	<b>5,158,395</b>
--------------------------	------------------	-----------	------------------	-----------	----------------	----------	------------------	----------------	------------------

**SUBPROGRAM #/NAME: 05 College of Arts and Sciences**

**UNL-State General Fund-711 State & University Generated/Unrestricted**

COST OBJECT	Dollar	FACULTY FTE	NON FACULTY Dollar	FTE	EMPLOYEE BENEFITS	PERSONAL SERVICE CREDITS	TOTAL PERSONAL SERVICES	TOTAL OPERATING EXPENSES	TOTAL
21-0501-0001 Dean Arts & Sciences	0	0.00	2,253,236	37.69	651,278	0	2,904,514	48,602	2,953,116
21-0501-5701 Staff Dev/Sal/misc-oper & spprt Dist Ed	0	0.00	79,242	2.00	0	0	79,242	0	79,242
21-0502-0001 Arts & Science General	1,390,540	0.00	1,021,559	0.00	0	0	2,412,099	64,161	2,476,260
21-0502-5701 A&S Gen-Distance Ed	137,721	0.00	0	0.00	0	0	137,721	1,749,152	1,886,873
21-0503-0001 OldH Business Co-op	0	0.00	237,214	4.75	77,908	0	315,122	0	315,122
21-0503-0002 Pound Business Cooperative	0	0.00	203,421	5.00	69,439	0	272,860	0	272,860
21-0505-0001 Anthropology	662,587	8.70	197,928	3.98	236,647	0	1,097,162	16,995	1,114,157
21-0506-0001 School Of Biological Sci	3,532,785	36.31	1,566,774	40.23	1,223,802	0	6,323,361	266,062	6,589,423
21-0506-0002 School Of Biological Sci	0	0.00	17,624	0.33	41,766	0	59,390	39,479	98,869
21-0506-1173 SBS Life Sciences	0	0.00	0	0.00	43,189	0	43,189	0	43,189
21-0506-5104 POE Bio Sci-Init Ecol/Evol Analysis	85,739	1.00	100,340	0.00	0	0	186,079	0	186,079
21-0507-0001 Ethnic Studies	690,446	8.80	51,281	0.60	191,185	0	932,912	15,044	947,956
21-0508-0001 Center For Biotechnology	0	0.00	0	0.00	0	0	0	35,306	35,306
21-0509-0001 Chemistry-Operations	2,919,620	25.74	1,668,564	45.85	846,640	0	5,434,824	249,048	5,683,872
21-0509-0002 Electronic Shop	0	0.00	67,923	1.03	21,670	0	89,593	0	89,593
21-0509-0003 Chemistry Deptl Research Support	92,558	0.96	100,142	2.86	73,177	0	265,877	0	265,877
21-0509-0007 Chem-Instrument Shop	0	0.00	71,972	1.38	15,562	0	87,534	0	87,534
21-0510-0001 Classics	659,960	9.10	74,699	1.65	231,023	0	965,682	13,849	979,531
21-0511-0001 Computer Science	1,898,102	16.15	517,397	13.10	481,261	0	2,896,760	43,330	2,940,090
21-0511-5101 POE Comp Sci-Comp Simul	280,603	1.60	151,920	1.00	0	0	432,523	0	432,523
21-0511-5103 POE Comp Sci-Creating Depd End-User Soft	0	0.00	46,587	1.00	0	0	46,587	6,444	53,031
21-0511-5104 POE Comp Sci-Sim Comp IT Telecomm	85,228	1.00	0	0.00	0	0	85,228	0	85,228
21-0511-5106 POE Comp Sci-Crtg Dpdp Software-Suing	0	0.00	40,363	0.33	0	0	40,363	0	40,363
21-0511-5703 CSE Software Engineering Program	420,039	4.00	0	0.00	0	0	420,039	0	420,039
21-0511-5705 CSE National Security	93,316	1.00	0	0.00	0	0	93,316	0	93,316
21-0512-0001 English	3,166,459	33.10	915,288	25.70	891,869	0	4,973,616	102,662	5,076,278

COST OBJECT LISTING BY SUB PROGRAM  
 2019-2020GENERAL OPERATING BUDGET  
 UNIVERSITY OF NEBRASKA - LINCOLN  
 Excluding IANR and NCTA

**SUBPROGRAM #/NAME: 05 College of Arts and Sciences**

**UNL-State General Fund-711 State & University Generated/Unrestricted**

COST OBJECT	Dollar	FACULTY	NON FACULTY		EMPLOYEE BENEFITS	PERSONAL	TOTAL	TOTAL		TOTAL
		FTE	Dollar	FTE		SERVICE CREDITS	PERSONAL SERVICES	OPERATING EXPENSES		
21-0512-0002	English Prairie Schooner	0	0.00	9,441	0.25	2,849	0	12,290	0	12,290
21-0512-0004	English-Film Studies Support	0	0.00	0	0.00	0	0	0	1,500	1,500
21-0512-0005	English-Temp Instructors	136,710	0.00	0	0.00	165,867	0	302,577	0	302,577
21-0512-0010	Engl-19th Century Studies	0	0.00	0	0.00	0	0	0	200	200
21-0512-0016	Ted Kooser Presidential Support	0	0.00	0	0.00	1,568	0	1,568	0	1,568
21-0512-0018	Humanities on the Edge	0	0.00	0	0.00	0	0	0	2,000	2,000
21-0512-0019	Digital Humanities Certification Program	0	0.00	0	0.00	0	0	0	500	500
21-0512-5101	POE English-Cather Studies	155,031	1.70	40,617	0.82	0	0	195,648	1,829	197,477
21-0512-5110	POE English-Digital Rsch	104,623	1.00	0	0.00	0	0	104,623	0	104,623
21-0512-5111	POE Engl-Fac Leadership Writing Init	60,058	0.60	0	0.00	0	0	60,058	0	60,058
21-0513-0001	Geography	335,955	3.75	142,823	4.61	95,057	0	573,835	17,296	591,131
21-0514-0001	Geosciences	1,722,894	17.85	412,918	10.97	522,539	0	2,658,351	65,638	2,723,989
21-0515-0001	Cnt Biological Chemistry	0	0.00	63,273	1.94	4,942	0	68,215	1,600	69,815
21-0516-0001	History	2,145,399	22.70	272,148	7.26	621,582	0	3,039,129	45,017	3,084,146
21-0517-0001	Mathematics	3,044,441	30.32	1,165,522	31.89	935,654	0	5,145,617	77,245	5,222,862
21-0518-0001	Modern Languages	1,284,012	18.80	446,577	14.00	568,916	0	2,299,505	61,390	2,360,895
21-0518-0009	Mod Lang-Research Support	0	0.00	0	0.00	0	0	0	2,285	2,285
21-0519-0001	Philosophy	1,011,496	11.40	212,909	4.85	264,615	0	1,489,020	25,367	1,514,387
21-0520-0001	Center on Children Families Law	0	0.00	98,486	0.75	20,503	0	118,989	4,307	123,296
21-0521-0001	Physics And Astronomy	2,744,592	23.34	664,120	17.04	732,392	0	4,141,104	94,576	4,235,680
21-0521-0003	Physics-Instru Support	70,663	1.00	0	0.00	20,908	0	91,571	7,203	98,774
21-0521-0005	Physics And Astronomy Physics Shops	0	0.00	96,982	1.48	48,765	0	145,747	0	145,747
21-0521-0006	Physics And Astronomy Physics Special	0	0.00	0	0.00	0	0	0	3,451	3,451
21-0521-0010	Physics-Chemistry Machine Shop	0	0.00	137,961	3.20	29,824	0	167,785	0	167,785
21-0521-5101	POE Physics-AMO Physics	177,560	1.36	31,443	0.00	0	0	209,003	26,500	235,503
21-0521-5102	POE Physics-Nanoscale Science	406,180	2.37	90,274	0.38	0	0	496,454	103,126	599,580
21-0521-5112	Nanomaterials POE	90,589	1.00	0	0.00	0	0	90,589	0	90,589
21-0522-0001	Political Science	1,466,737	15.41	437,174	8.58	386,376	0	2,290,287	39,296	2,329,583
21-0522-5103	POE-Pol Sci-Water Initiative	40,282	0.44	0	0.00	0	0	40,282	0	40,282
21-0522-5702	Pol Sci-Natl Security Educ & Rsch Prog	75,400	1.00	0	0.00	0	0	75,400	0	75,400
21-0523-0001	Psychology	2,723,615	28.37	649,201	15.50	757,588	0	4,130,404	82,208	4,212,612
21-0523-5102	POE Law & Psychology	32,404	0.33	0	0.00	0	0	32,404	0	32,404
21-0523-5701	Psych-Distance Ed	0	0.00	41,000	1.00	0	0	41,000	0	41,000
21-0524-0001	Sociology	1,662,184	17.39	401,747	10.10	494,253	0	2,558,184	37,878	2,596,062
21-0524-0006	Soc-Bureau Sociological Rsch	0	0.00	31,808	0.66	6,292	0	38,100	0	38,100
21-0524-5102	POE Soc-Falci/Goosby	104,584	1.06	25,865	0.00	0	0	130,449	3,300	133,749
21-0525-0001	Communication Studies	936,652	10.90	304,763	6.75	284,326	0	1,525,741	24,731	1,550,472
21-0525-0002	Comm Studies-Debate	0	0.00	0	0.00	0	0	0	22,444	22,444
21-0526-0001	Center Great Plains Study	34,578	0.50	171,863	2.40	72,618	0	279,059	36,782	315,841
21-0528-0001	Nat Res Sci-A/S	88,044	0.75	19,331	0.28	27,913	0	135,288	2,758	138,046
21-0529-0001	Environmental Studies	0	0.00	2,400	0.00	13,049	0	15,449	7,040	22,489
21-0533-0001	Global Studies	56,764	1.00	0	0.00	14,074	0	70,838	3,828	74,666
21-0534-0001	Judaic Studies	0	0.00	7,563	0.25	1,259	0	8,822	2,081	10,903
21-0536-0001	Center for Science/Math/Comp Ed	34,789	0.45	171,259	2.83	62,495	0	268,543	28,021	296,564
21-0536-5101	POE CSMCE-Teach & Learning Seed Grants	157,378	1.50	141,500	2.50	0	0	298,878	18,072	316,950
21-0536-5102	POE CSMCE-NU Teach	64,552	0.25	27,363	0.50	0	0	91,915	19,949	111,864
21-0537-0001	Women's Studies - WS	126,681	1.80	106,617	0.80	49,015	0	282,313	6,478	288,791
21-0537-5102	POE-Womens and Gender Studies-WRIT	40,038	0.40	0	0.00	0	0	40,038	0	40,038
21-0545-0001	Plant Science-A&S	117,113	0.94	41,274	1.20	55,128	0	213,515	67,450	280,965
21-0590-0001	Cr English as Second Language	147,913	12.84	0	0.00	106,273	0	254,186	0	254,186
21-0590-0002	Cr English Bridge Pgm	0	0.00	0	0.00	105,784	0	105,784	0	105,784

COST OBJECT LISTING BY SUB PROGRAM  
 2019-2020 GENERAL OPERATING BUDGET  
 UNIVERSITY OF NEBRASKA - LINCOLN  
 Excluding IANR and NCTA

SUBPROGRAM #/NAME: 05 College of Arts and Sciences

<b>TOTAL</b>	<b>37,515,614</b>	<b>379.99</b>	<b>15,849,696</b>	<b>341.24</b>	<b>11,568,840</b>	<b>0</b>	<b>64,934,150</b>	<b>3,593,480</b>	<b>68,527,630</b>
--------------	-------------------	---------------	-------------------	---------------	-------------------	----------	-------------------	------------------	-------------------

**UNL-State General Fund-711 Revolving/Designated**

COST OBJECT	Dollar	FACULTY	NON FACULTY		EMPLOYEE BENEFITS	PERSONAL SERVICE CREDITS	TOTAL PERSONAL SERVICES	TOTAL OPERATING EXPENSES	TOTAL
		FTE	Dollar	FTE					
22-0501-0001 Student Tech Revl-A&S Dean's Office	0	0.00	197,531	3.63	53,320	0	250,851	500	251,351
22-0503-0001 OldH Bus Co-op Srvc Ctr	0	0.00	13,561	0.25	5,138	0	18,699	0	18,699
22-0505-0001 Anthropology Lab Fees	0	0.00	0	0.00	0	0	0	3,000	3,000
22-0505-0005 Anthropology Field School Only	0	0.00	0	0.00	0	0	0	3,000	3,000
22-0506-0006 SBS Royalties	0	0.00	0	0.00	0	0	0	4,000	4,000
22-0509-0005 Chemistry Revolving	0	0.00	0	0.00	0	0	0	102,611	102,611
22-0509-0007 Chemistry-Scientific Shops	0	0.00	18,249	0.28	5,873	0	24,122	15,000	39,122
22-0509-0008 Chemistry Laboratory Fees	0	0.00	30,700	1.00	10,497	0	41,197	70,728	111,925
22-0509-0019 Molecular Analysts & Characterization Fa	5,314	0.05	84,994	1.00	15,834	0	106,142	125,334	231,476
22-0511-0002 Computer Science-Lab Fees	0	0.00	0	0.00	0	0	0	46,500	46,500
22-0511-0005 Comp Sci-Comp Tech Srv	0	0.00	420,722	6.00	99,346	0	520,068	10,000	530,068
22-0512-0002 Prairie Schooner Operations	0	0.00	12,925	0.30	2,219	0	15,144	0	15,144
22-0512-0005 English-Lab Fees	0	0.00	6,356	0.18	667	0	7,023	10,000	17,023
22-0512-0008 English NWP In-Service Pgm	0	0.00	0	0.00	0	0	0	1,500	1,500
22-0512-0009 English-Writing Workshops	0	0.00	0	0.00	0	0	0	27,000	27,000
22-0512-1003 Prairie Schooner Book Prize	0	0.00	15,759	0.50	621	0	16,380	15,000	31,380
22-0512-1004 Special Purpose	0	0.00	0	0.00	0	0	0	3,300	3,300
22-0512-1005 English Cather Symposium	0	0.00	0	0.00	0	0	0	11,000	11,000
22-0514-0006 Geosciences Lab Fees	0	0.00	0	0.00	0	0	0	14,420	14,420
22-0515-0001 Biochemistry-Lab Fees	0	0.00	0	0.00	0	0	0	9,000	9,000
22-0516-0002 History Royalties	0	0.00	0	0.00	0	0	0	10,000	10,000
22-0517-0005 Mathematics-Math Day	0	0.00	0	0.00	0	0	0	7,500	7,500
22-0517-0006 Math-Lab Fees	0	0.00	43,833	0.00	610	0	44,443	2,687	47,130
22-0518-0004 Modern Languages Laboratory Fees	0	0.00	16,014	0.50	1,678	0	17,692	6,315	24,007
22-0518-0006 Mod Lang-Czech Language Program	45,872	1.00	0	0.00	22,226	0	68,098	0	68,098
22-0520-0022 CCFL Service Center	0	0.00	211,026	4.00	43,365	0	254,391	0	254,391
22-0521-0001 Physics And Astronomy Physics Services	0	0.00	0	0.00	0	0	0	11,264	11,264
22-0521-0003 Physics-Revlg Activ	0	0.00	0	0.00	0	0	0	15,867	15,867
22-0521-0005 Electronics Shops	0	0.00	34,950	0.52	13,656	0	48,606	38,495	87,101
22-0521-0006 Physics & Astronomy-Joint Instr Shop	0	0.00	49,013	0.98	17,499	0	66,512	0	66,512
22-0521-0007 Physics And Astronomy Laboratory Fees	0	0.00	0	0.00	0	0	0	8,528	8,528
22-0523-0001 Psych-Clinical Training Pgm	0	0.00	255,003	18.00	5,251	0	260,254	134,014	394,268
22-0523-0002 Psychology Psychological Development	0	0.00	2,136	0.20	0	0	2,136	17,374	19,510
22-0523-0003 Psych-Consultation Ctr	0	0.00	87,638	2.60	7,019	0	94,657	24,000	118,657
22-0523-0004 Psychology - Law/Psychological Dev	0	0.00	24,774	0.00	0	0	24,774	12,694	37,468
22-0523-0006 Psychology Laboratory Fees	0	0.00	13,686	0.00	0	0	13,686	4,480	18,166
22-0524-0001 Sociology Burea Soc Research - Rev	0	0.00	677,266	22.30	141,361	0	818,627	15,593	834,220
22-0524-0003 Sociology-Lab Fees	0	0.00	0	0.00	0	0	0	1,000	1,000
22-0525-0001 Comm Studies-Speech Whshp Revlg	0	0.00	0	0.00	0	0	0	36,000	36,000
22-0525-0002 Communications - Lab Fees	0	0.00	20,127	1.32	158,511	0	178,638	2,000	180,638
22-0590-0001 Intensive English Program	180,580	5.00	191,038	3.75	115,935	0	487,553	53,208	540,761
<b>TOTAL</b>	<b>231,766</b>	<b>6.05</b>	<b>2,427,301</b>	<b>67.31</b>	<b>720,626</b>	<b>0</b>	<b>3,379,693</b>	<b>872,912</b>	<b>4,252,605</b>

**UNL-Federal Letter of Credit-716 Federal/Restricted**

COST OBJECT	Dollar	FACULTY	NON FACULTY		EMPLOYEE BENEFITS	PERSONAL SERVICE CREDITS	TOTAL PERSONAL SERVICES	TOTAL OPERATING EXPENSES	TOTAL
		FTE	Dollar	FTE					
24-0506-0029001 NIH Mutational Pleiotropy Epistasis	0	0.00	0	0.00	196	0	196	0	196
24-0506-0204001 NIH Investigating the Special Role of Se	0	0.00	30,600	1.00	3,231	0	33,831	0	33,831
24-0506-0215001 NIH Mutational Pleiotropy	54,508	1.00	0	0.00	24,053	0	78,561	0	78,561



COST OBJECT LISTING BY SUB PROGRAM  
 2019-2020 GENERAL OPERATING BUDGET  
 UNIVERSITY OF NEBRASKA - LINCOLN  
 Excluding IANR and NCTA

**SUBPROGRAM #/NAME: 05 College of Arts and Sciences**

**UNL-Federal Letter of Credit-716 Federal/Restricted**

COST OBJECT	Dollar	FACULTY	NON FACULTY		EMPLOYEE BENEFITS	PERSONAL SERVICE CREDITS	TOTAL PERSONAL SERVICES	TOTAL OPERATING EXPENSES	TOTAL
		FTE	Dollar	FTE					
24-0520-0261001 DHHS Quality Improvement Center year 3	0	0.00	94,237	2.00	22,137	0	116,374	0	116,374
24-0523-0101001 NIH Integrating Alcohol Myopia	0	0.00	41,200	1.00	14,914	0	56,114	0	56,114
24-0524-0054006 NIH Supplementary Funding	0	0.00	75,029	1.00	11,163	0	86,192	0	86,192
24-0524-0055001 NIH Ojibwe Substance Abuse Prevention	0	0.00	99,572	2.00	15,122	0	114,694	0	114,694
24-0524-0056001 NIH MSB Mobile Dynamic Social Data	0	0.00	50,389	1.00	9,092	0	59,481	0	59,481
24-0524-0057001 NIH Worlds of Connections	0	0.00	47,380	1.00	14,869	0	62,249	0	62,249
24-0524-0058001 NIH OAT Puerto Rico	77,250	1.00	0	0.00	15,297	0	92,547	0	92,547
24-0551-0001301 NIH CIBC - Tackas Admin Year 3	0	0.00	49,849	1.00	17,018	0	66,867	0	66,867
24-0551-0001302 NIH CIBC - Powers Core Year 3	0	0.00	100,831	2.00	24,058	0	124,889	0	124,889
24-0551-0001303 NIH CIBC - Clarke Core Year 3	0	0.00	147,070	2.00	35,168	0	182,238	0	182,238
<b>TOTAL</b>	<b>131,758</b>	<b>2.00</b>	<b>736,157</b>	<b>14.00</b>	<b>206,318</b>	<b>0</b>	<b>1,074,233</b>	<b>0</b>	<b>1,074,233</b>

**UNL-Federal Advance-717 Federal/Restricted**

COST OBJECT	Dollar	FACULTY	NON FACULTY		EMPLOYEE BENEFITS	PERSONAL SERVICE CREDITS	TOTAL PERSONAL SERVICES	TOTAL OPERATING EXPENSES	TOTAL
		FTE	Dollar	FTE					
25-0506-0216001 DOE Influx of Oxidants	0	0.00	29,702	1.00	6,440	0	36,142	0	36,142
25-0520-0018001 HUD 2017 NE BOS HMIS	0	0.00	50,420	1.00	34,308	0	84,728	0	84,728
25-0520-0019001 HUD 2016 NE BOS Planning Grant	0	0.00	0	0.00	138	0	138	0	138
25-0520-0021001 HUD 2017 CoC NE BOS Coord Entry	0	0.00	53,607	1.00	17,284	0	70,891	0	70,891
25-0520-0022001 HUD 2017 CoC Lincoln HMIS	0	0.00	121,904	2.00	41,945	0	163,849	0	163,849
25-0520-0023001 HUD 2017 NE BOS Planning Grant	0	0.00	39,554	1.00	8,821	0	48,375	0	48,375
25-0521-0195001 NSF NNCI: Nebraska Nanoscale Facility	193,922	3.00	0	0.00	70,678	0	264,600	0	264,600
25-0521-0214001 DOE LaserNet US	94,967	1.00	187,180	3.00	54,376	0	336,523	0	336,523
25-0521-0215001 DOE Lab Study of Nonlinear QED	0	0.00	56,958	1.00	12,688	0	69,646	0	69,646
25-0536-0038001 NSF - SEMINAL	70,378	0.75	0	0.00	5,893	0	76,271	0	76,271
<b>TOTAL</b>	<b>359,267</b>	<b>4.75</b>	<b>539,325</b>	<b>10.00</b>	<b>252,571</b>	<b>0</b>	<b>1,151,163</b>	<b>0</b>	<b>1,151,163</b>

**UNL-Trust-Grant/Cont/Loan/End-718 Trust/Restricted**

COST OBJECT	Dollar	FACULTY	NON FACULTY		EMPLOYEE BENEFITS	PERSONAL SERVICE CREDITS	TOTAL PERSONAL SERVICES	TOTAL OPERATING EXPENSES	TOTAL
		FTE	Dollar	FTE					
26-0511-0162001 NSRI UAS to Deliver Place and Conceal Li	0	0.00	67,000	1.00	10,462	0	77,462	0	77,462
26-0512-0014001 Hillegass/Othmer Chair-Price; K.	7,500	0.00	0	0.00	0	0	7,500	0	7,500
26-0512-0015001 Othmer Match for Hillegass Fd-Price; Ken	7,500	0.00	0	0.00	0	0	7,500	0	7,500
26-0512-0036001 Poetry Fdn American Life in Poetry Proj	0	0.00	20,411	0.50	3,946	0	24,357	0	24,357
26-0514-0031001 Coffman/Othmer Prof-Fielding; Chris	5,000	0.00	0	0.00	0	0	5,000	0	5,000
26-0514-0032001 Othmer Match for Coffman-Fielding; Chris	5,000	0.00	0	0.00	2,356	0	7,356	0	7,356
26-0516-0010001 Thompson/Othmer Prof-Borstelmann; Thomas	5,000	0.00	0	0.00	0	0	5,000	0	5,000
26-0516-0011001 Othmer Match for Thompson Fd-Borstelmann	5,000	0.00	0	0.00	2,413	0	7,413	0	7,413
26-0516-0018001 Angle/Othmer Prof-Thomas	5,000	0.00	0	0.00	0	0	5,000	0	5,000
26-0516-0019001 Othmer Match for Angle Fund-Thomas	5,000	0.00	0	0.00	2,394	0	7,394	0	7,394
26-0516-0019002 Othmer Match for Operating-Thomas	0	0.00	17,308	0.50	0	0	17,308	0	17,308
26-0517-0030001 Jensen/Othmer Chair-Avramov; Luchezar	7,500	0.00	0	0.00	0	0	7,500	0	7,500
26-0517-0031001 Othmer Match for Jensen Fund-Avramov; L	7,500	0.00	0	0.00	3,062	0	10,562	0	10,562
26-0517-0197001 Olson Chair-Radu	5,000	0.00	0	0.00	0	0	5,000	0	5,000
26-0518-0002001 Kawasaki Reading Room	0	0.00	50,297	1.00	18,106	0	68,403	0	68,403
26-0518-0022001 Olson Chair/Gonzalez-Allende	5,000	0.00	0	0.00	180	0	5,180	0	5,180
26-0519-0002001 Chambers/Othmer Prof-Henderson	3,000	0.00	0	0.00	0	0	3,000	0	3,000
26-0519-0003001 Othmer Match for Chambers Fund-Henderson	3,000	0.00	0	0.00	1,615	0	4,615	0	4,615
26-0519-0004001 Chambers/Othmer Prof-Brunero	3,000	0.00	0	0.00	0	0	3,000	0	3,000
26-0519-0005001 Othmer Match for Chambers Fund-Brunero	3,000	0.00	0	0.00	1,985	0	4,985	0	4,985

COST OBJECT LISTING BY SUB PROGRAM  
 2019-2020 GENERAL OPERATING BUDGET  
 UNIVERSITY OF NEBRASKA - LINCOLN  
 Excluding IANR and NCTA

**SUBPROGRAM #/NAME: 05 College of Arts and Sciences**

**UNL-Trust-Grant/Cont/Loan/End-718 Trust/Restricted**

COST OBJECT	Dollar	FACULTY	NON FACULTY		EMPLOYEE BENEFITS	PERSONAL	TOTAL	TOTAL	TOTAL	
		FTE	Dollar	FTE		SERVICE CREDITS	PERSONAL SERVICES	OPERATING EXPENSES		
26-0520-0187001	NE DHHS IV-E Waiver Demonstration Prjct	121,114	1.00	152,453	2.80	88,205	0	361,772	0	361,772
26-0520-0208001	Sherwood Fnd Juvenile Defense Center	0	0.00	82,056	1.00	28,706	0	110,762	0	110,762
26-0520-0239001	Sherwood Fnd Children's Justice Clinic	0	0.00	172,273	2.75	30,547	0	202,820	0	202,820
26-0520-0254001	NE DHHS Training for DHHS CFS	187,425	2.00	971,198	19.50	407,282	0	1,565,905	0	1,565,905
26-0520-0269001	NE DEPT OF ED 2018-19 IFSP WEB	0	0.00	113,431	2.00	33,904	0	147,335	0	147,335
26-0520-0273001	SHERWOOD 2019-21 NRPVYC	66,138	1.00	366,405	6.00	138,470	0	571,013	0	571,013
26-0521-0054001	Olson / Othmer Prof-Umstadter	7,500	0.00	0	0.00	0	0	7,500	0	7,500
26-0521-0055001	Othmer Match for Olson Fund-Umstadter	7,500	0.00	0	0.00	2,840	0	10,340	0	10,340
26-0522-0027001	Olson Chair-Kevin Smith	10,000	0.00	0	0.00	0	0	10,000	0	10,000
26-0524-0024001	Bruhn/Othmer Prof-Dombrowski	5,000	0.00	0	0.00	0	0	5,000	0	5,000
26-0524-0025001	Othmer Match for Bruhn Fd-Dombrowski	5,000	0.00	0	0.00	2,327	0	7,327	0	7,327
26-0524-0120001	Olson Chair-Kristen Olson	5,000	0.00	0	0.00	0	0	5,000	0	5,000
26-0524-0131001	NE DHHS SHARP 2019	0	0.00	38,950	1.00	8,588	0	47,538	0	47,538
26-0526-0052001	Othmer NEH Plains Humanities Alliance	0	0.00	61,400	1.00	14,416	0	75,816	0	75,816
27-0502-0009001	Schlesinger Prof-Kohen; Ariel	7,500	0.00	0	0.00	0	0	7,500	0	7,500
27-0506-0008001	Lehr 3M College Prof- Wood	15,000	0.00	0	0.00	0	0	15,000	0	15,000
27-0506-0009003	Lehr 3M-Herman	0	0.00	43,600	1.00	9,490	0	53,090	0	53,090
27-0506-0020001	Kate Foster College Prof-Zera	5,000	0.00	0	0.00	0	0	5,000	0	5,000
27-0509-0045001	Hewett University Prof-Hage	15,000	0.00	0	0.00	0	0	15,000	0	15,000
27-0509-0060001	Charles Mach Dist Prof-Takacs	15,000	0.00	0	0.00	0	0	15,000	0	15,000
27-0510-0005001	Charles Mach Professor-Turner	15,000	0.00	0	0.00	0	0	15,000	0	15,000
27-0510-0007001	Happold Classics	2,500	0.00	0	0.00	824	0	3,324	0	3,324
27-0512-0002001	Adele Hall College Prof-Agee; Jonis	10,000	0.00	0	0.00	0	0	10,000	0	10,000
27-0512-0009001	Holmes Distinguished Prof-Behrendt	15,000	0.00	0	0.00	0	0	15,000	0	15,000
27-0512-0012001	J Ryan Prof Film Studies- Dixon; Wheeler	10,000	0.00	0	0.00	0	0	10,000	0	10,000
27-0512-0015001	Luschei Editorship Prairie SchoonerDawes	10,000	0.00	0	0.00	0	0	10,000	0	10,000
27-0512-0027001	James& Roberta Woodress Cather Fund Proj	0	0.00	2,670	0.03	558	0	3,228	0	3,228
27-0514-0006001	T Mylan Stout College Prof-Harwood	7,500	0.00	0	0.00	0	0	7,500	0	7,500
27-0514-0107001	George Holmes University Professor-Fritz	15,000	0.00	0	0.00	0	0	15,000	0	15,000
27-0516-0002001	Rosenberg Prof Judaic St-G. Steinacher	5,000	0.00	0	0.00	0	0	5,000	0	5,000
27-0516-0004001	James L Sellers College Prof-Coble	10,000	0.00	0	0.00	0	0	10,000	0	10,000
27-0516-0006001	Thomas C Sorensen Prof-Winkle; K.	10,000	0.00	0	0.00	0	0	10,000	0	10,000
27-0516-0009001	Samuel Clark Waugh Prof-Ambrosius	7,500	0.00	0	0.00	0	0	7,500	0	7,500
27-0516-0012001	Varner Professorship-Burnett	10,000	0.00	0	0.00	0	0	10,000	0	10,000
27-0516-0013001	Thompson Fund Prof-Burnett	5,000	0.00	0	0.00	0	0	5,000	0	5,000
27-0518-0011001	Harold E. Spencer Prof-Balasubramanian	5,000	0.00	0	0.00	0	0	5,000	0	5,000
27-0521-0001001	Holmes Distinguished Prof-Sellmyer	15,000	0.00	0	0.00	0	0	15,000	0	15,000
27-0521-0011001	Holmes University Prof-Starace; A.	15,000	0.00	0	0.00	0	0	15,000	0	15,000
27-0521-0021001	George Holmes Univ Prof-Tsymbol	15,000	0.00	0	0.00	0	0	15,000	0	15,000
27-0522-0005001	Foundation Regents Univ Prof-Hibbing; J.	10,000	0.00	0	0.00	0	0	10,000	0	10,000
27-0522-0030001	Samuel Clark Waugh Prof-Hillebrecht	2,500	0.00	0	0.00	0	0	2,500	0	2,500
27-0523-0004001	Happold Fund	5,000	0.00	0	0.00	0	0	5,000	0	5,000
27-0523-0085001	Thompson Chancellor Prof-Molfese	15,000	0.00	0	0.00	0	0	15,000	0	15,000
27-0524-0004001	Happold Fund	5,000	0.00	0	0.00	1,139	0	6,139	0	6,139
27-0526-0001001	Great Plains Studies-Operations Fund	0	0.00	79,794	2.00	19,604	0	99,398	0	99,398
27-0526-0008001	Great Plains Studies-Christlieb Gallery	0	0.00	73,620	1.68	16,919	0	90,539	0	90,539
<b>TOTAL</b>		<b>774,177</b>	<b>4.00</b>	<b>2,312,866</b>	<b>43.76</b>	<b>850,338</b>	<b>0</b>	<b>3,937,381</b>	<b>0</b>	<b>3,937,381</b>

COST OBJECT LISTING BY SUB PROGRAM  
 2019-2020 GENERAL OPERATING BUDGET  
 UNIVERSITY OF NEBRASKA - LINCOLN  
 Excluding IANR and NCTA

**SUBPROGRAM #/NAME: 05 College of Arts and Sciences**

**UNL-Auxiliary-719 Auxiliaries & Services/Restricted**

COST OBJECT	Dollar	FACULTY	NON FACULTY		EMPLOYEE BENEFITS	PERSONAL SERVICE CREDITS	TOTAL PERSONAL SERVICES	TOTAL OPERATING EXPENSES	TOTAL
		FTE	Dollar	FTE					
23-0506-0001 Cedar Point Biological Station	0	0.00	0	0.00	0	0	0	58,816	58,816
<b>TOTAL</b>	<b>0</b>	<b>0.00</b>	<b>0</b>	<b>0.00</b>	<b>0</b>	<b>0</b>	<b>0</b>	<b>58,816</b>	<b>58,816</b>
<b>SUB PROGRAM TOTAL</b>	<b>39,012,582</b>	<b>397</b>	<b>21,865,345</b>	<b>476</b>	<b>13,598,693</b>	<b>0</b>	<b>74,476,620</b>	<b>4,525,208</b>	<b>79,001,828</b>

**SUBPROGRAM #/NAME: 06 College of Business Administration**

**UNL-State General Fund-711 State & University Generated/Unrestricted**

COST OBJECT	Dollar	FACULTY	NON FACULTY		EMPLOYEE BENEFITS	PERSONAL SERVICE CREDITS	TOTAL PERSONAL SERVICES	TOTAL OPERATING EXPENSES	TOTAL
		FTE	Dollar	FTE					
21-0601-0001 College of Business Dean	64,477	0.00	1,800,167	24.30	410,006	0	2,274,650	75,776	2,350,426
21-0601-5102 POE Nebraska Center for Entrepreneurship	42,816	0.40	100,670	0.60	0	0	143,486	0	143,486
21-0601-5701 CoB Dean Distance Ed	3,731,659	22.12	13,843	0.25	0	0	3,745,502	1,744,702	5,490,204
21-0601-5702 CoB Offutt Distance Ed	0	0.00	0	0.00	0	0	0	1,423,877	1,423,877
21-0602-0001 College of Business General	0	0.00	48,940	0.00	89,081	0	138,021	172,345	310,366
21-0602-5801 CoB Differential Tuition	4,499,034	20.20	2,351,470	36.96	0	0	6,850,504	0	6,850,504
21-0605-0001 Bureau Business Research	0	0.00	86,535	2.66	3,682	0	90,217	0	90,217
21-0606-0001 School Of Accountancy	2,688,681	13.40	272,656	6.10	478,224	0	3,439,561	0	3,439,561
21-0607-0001 Economics	1,292,795	10.20	482,403	8.65	392,292	0	2,167,490	0	2,167,490
21-0608-0001 Finance	1,914,594	9.30	262,062	5.30	369,697	0	2,546,353	0	2,546,353
21-0608-0002 Finance-Actuarial Science	230,227	2.00	22,381	0.75	66,922	0	319,530	0	319,530
21-0609-0001 Management	1,494,675	9.30	462,229	7.70	339,345	0	2,296,249	0	2,296,249
21-0609-0002 Management Center For Economic Inov	0	0.00	80,413	1.63	15,350	0	95,763	27,676	123,439
21-0609-5101 POE Management-Building Leadership	0	0.00	155,927	0.84	0	0	155,927	0	155,927
21-0610-0001 Marketing	1,154,294	7.30	264,345	5.10	267,533	0	1,686,172	0	1,686,172
21-0610-0002 Marketing Rural Economy	0	0.00	56,485	2.76	7,688	0	64,173	6,581	70,754
21-0611-0001 Economics Education	216,512	1.00	923	0.00	38,709	0	256,144	0	256,144
21-0611-0002 Econ Educ-Ne Council Econ Educ	81,368	1.07	46,501	0.50	24,522	0	152,391	0	152,391
21-0614-0001 SCMA-Supply Chain Management & Analytics	1,196,861	7.88	43,000	1.00	242,427	0	1,482,288	0	1,482,288
<b>TOTAL</b>	<b>18,607,993</b>	<b>104.17</b>	<b>6,550,950</b>	<b>105.09</b>	<b>2,745,478</b>	<b>0</b>	<b>27,904,421</b>	<b>3,450,957</b>	<b>31,355,378</b>

**UNL-State General Fund-711 Revolving/Designated**

COST OBJECT	Dollar	FACULTY	NON FACULTY		EMPLOYEE BENEFITS	PERSONAL SERVICE CREDITS	TOTAL PERSONAL SERVICES	TOTAL OPERATING EXPENSES	TOTAL
		FTE	Dollar	FTE					
22-0601-0001 Executive Education	0	0.00	61,291	1.05	12,812	0	74,103	94,238	168,341
22-0601-0002 CoB Exec Ed Programs	0	0.00	67,207	1.55	17,603	0	84,810	0	84,810
22-0601-1001 CoB Exec Ed Tax Institute	0	0.00	0	0.00	0	0	0	350,000	350,000
22-0602-0001 CoB Student Tech Fees	0	0.00	0	0.00	0	0	0	160,000	160,000
22-0602-0002 CoB Course Fees	0	0.00	0	0.00	0	0	0	35,000	35,000
22-0602-0003 CoB Tech Solutions Center	0	0.00	0	0.00	0	0	0	75,000	75,000
22-0605-0001 Bureau Business Research Publications	0	0.00	14,236	0.40	2,241	0	16,477	7,000	23,477
<b>TOTAL</b>	<b>0</b>	<b>0.00</b>	<b>142,734</b>	<b>3.00</b>	<b>32,656</b>	<b>0</b>	<b>175,390</b>	<b>721,238</b>	<b>896,628</b>

**UNL-Trust-Grant/Cont/Loan/End-718 Trust/Restricted**

COST OBJECT	Dollar	FACULTY	NON FACULTY		EMPLOYEE BENEFITS	PERSONAL SERVICE CREDITS	TOTAL PERSONAL SERVICES	TOTAL OPERATING EXPENSES	TOTAL
		FTE	Dollar	FTE					
26-0606-0012001 Delmar Lienemann Sr Chair of Accountancy	45,000	0.00	0	0.00	0	0	45,000	0	45,000
26-0609-0021001 Hawks/Othmer Prof-Gardner; William	25,000	0.00	0	0.00	0	0	25,000	0	25,000
26-0609-0022001 Othmer Match-Gardner; William	15,984	0.00	0	0.00	0	0	15,984	0	15,984

COST OBJECT LISTING BY SUB PROGRAM  
 2019-2020 GENERAL OPERATING BUDGET  
 UNIVERSITY OF NEBRASKA - LINCOLN  
 Excluding IANR and NCTA

**SUBPROGRAM #/NAME: 06 College of Business Administration**

**UNL-Trust-Grant/Cont/Loan/End-718 Trust/Restricted**

COST OBJECT	Dollar	FACULTY	NON FACULTY		EMPLOYEE BENEFITS	PERSONAL	TOTAL	TOTAL	TOTAL
		FTE	Dollar	FTE		SERVICE CREDITS	PERSONAL SERVICES	OPERATING EXPENSES	
26-0609-0074001 UNO NE Business Development Center 2019	0	0.00	52,490	1.00	23,028	0	75,518	0	75,518
26-0614-0012001 Stuart / Othmer Prof-Olson; David	19,000	0.00	0	0.00	0	0	19,000	0	19,000
26-0614-0013001 Othmer Match for Stuart Fd-Olson; David	19,000	0.00	0	0.00	0	0	19,000	0	19,000
27-0601-0018001 Stuart CBA Dean-Plowman	0	0.00	40,000	0.10	0	0	40,000	0	40,000
27-0601-0020001 Gupta Inst Small Business Mgmt	0	0.00	23,000	0.00	0	0	23,000	0	23,000
27-0606-0004001 Raymond C Dein College Prof-Smith; David	5,000	0.00	0	0.00	0	0	5,000	0	5,000
27-0606-0005001 Deloitte & Touche Col Prof-Smith; David	5,000	0.00	0	0.00	0	0	5,000	0	5,000
27-0606-0006001 KPMG/Peat Marwick Col Prof-Crabtree	5,000	0.00	0	0.00	0	0	5,000	0	5,000
27-0606-0007001 Faulkner Honored Service Prof-Goebel	10,000	0.00	0	0.00	0	0	10,000	0	10,000
27-0606-0010001 BKD LLC College Prof-Shoemaker	20,000	0.00	0	0.00	0	0	20,000	0	20,000
27-0607-0004001 Nelson College Professor-Fuess	30,000	0.00	0	0.00	0	0	30,000	0	30,000
27-0607-0006001 James & Helen Hanson College Prof-Schmid	10,000	0.00	0	0.00	0	0	10,000	0	10,000
27-0607-0007001 Baird Family Prof-Anderson; John	15,000	0.00	0	0.00	0	0	15,000	0	15,000
27-0607-0013001 Journal of Economic Education Fund	0	0.00	14,467	0.48	1,155	0	15,622	0	15,622
27-0607-0020001 Faulkner College Prof-Allgood	15,000	0.00	0	0.00	0	0	15,000	0	15,000
27-0608-0006001 Nebr Bankers Assn Col Prof-Karels	5,000	0.00	0	0.00	0	0	5,000	0	5,000
27-0608-0008001 Faulkner College Prof-Ramsay	10,000	0.00	0	0.00	0	0	10,000	0	10,000
27-0608-0014001 Hayes Chair Actuarial Science-S Vagts	20,000	0.00	0	0.00	0	0	20,000	0	20,000
27-0608-0017001 N Z Snell Life Insurance Professorship	10,000	0.00	0	0.00	0	0	10,000	0	10,000
27-0608-0022001 State Farm College Prof- Kathleen Farrel	15,000	0.00	0	0.00	0	0	15,000	0	15,000
27-0608-0023001 Ameritas Actuarial Faculty Fellow-Vagts	15,000	0.00	0	0.00	0	0	15,000	0	15,000
27-0608-0025001 Paul C Burmeister Col Prof-Unlu	5,000	0.00	0	0.00	0	0	5,000	0	5,000
27-0608-0069001 NE Bankers Association Prof-Moser	5,000	0.00	0	0.00	0	0	5,000	0	5,000
27-0609-0003001 Firstier Bank Dist Prof-Welbourne	25,000	0.00	0	0.00	0	0	25,000	0	25,000
27-0609-0043001 Faulkner College Prof-Duchon; Dennis	15,000	0.00	0	0.00	0	0	15,000	0	15,000
27-0610-0001001 Gold Distinguished Prof-Carlson; Leslie	10,000	0.00	0	0.00	0	0	10,000	0	10,000
27-0610-0004001 Marshall College Prof-Saini	10,000	0.00	0	0.00	0	0	10,000	0	10,000
27-0610-0007001 Hollman College Prof-Gentry	15,000	0.00	0	0.00	0	0	15,000	0	15,000
27-0610-0014001 Marketing	10,630	0.00	0	0.00	0	0	10,630	0	10,630
27-0610-0015001 W.W. Marshall Professorship #2-Kumar	5,000	0.00	0	0.00	0	0	5,000	0	5,000
27-0611-0001001 Nebr Council On Economic Educ Fund	0	0.00	86,586	1.55	15,860	0	102,446	0	102,446
27-0611-0005001 Hay Prof-Walstad	15,000	0.00	0	0.00	0	0	15,000	0	15,000
27-0611-0008001 NE Bankers Association Prof-Davidson	5,000	0.00	0	0.00	0	0	5,000	0	5,000
27-0613-0003001 NU Fdn Clftn Strgth Inst Fac Sup	49,005	0.50	193,706	3.50	34,458	0	277,169	0	277,169
27-0613-0010001 Business Research Methods	0	0.00	0	0.00	299	0	299	0	299
27-0614-0011001 C Wheaton Battey Dist Prof-Schniederjans	5,000	0.00	0	0.00	0	0	5,000	0	5,000
<b>TOTAL</b>	<b>488,619</b>	<b>0.50</b>	<b>410,249</b>	<b>6.63</b>	<b>74,800</b>	<b>0</b>	<b>973,668</b>	<b>0</b>	<b>973,668</b>

**UNL-Auxiliary-719 Auxiliaries & Services/Restricted**

COST OBJECT	Dollar	FACULTY	NON FACULTY		EMPLOYEE BENEFITS	PERSONAL	TOTAL	TOTAL	TOTAL
		FTE	Dollar	FTE		SERVICE CREDITS	PERSONAL SERVICES	OPERATING EXPENSES	
23-0602-0001 CoB Oxford Study Program	0	0.00	0	0.00	0	0	0	450,000	450,000
<b>TOTAL</b>	<b>0</b>	<b>0.00</b>	<b>0</b>	<b>0.00</b>	<b>0</b>	<b>0</b>	<b>0</b>	<b>450,000</b>	<b>450,000</b>

**SUB PROGRAM TOTAL 19,096,612 105 7,103,933 115 2,852,934 0 29,053,479 4,622,195 33,675,674**

**SUBPROGRAM #/NAME: 07 College of Fine and Performing Arts**

COST OBJECT LISTING BY SUB PROGRAM  
 2019-2020 GENERAL OPERATING BUDGET  
 UNIVERSITY OF NEBRASKA - LINCOLN  
 Excluding IANR and NCTA

**SUBPROGRAM #/NAME: 07 College of Fine and Performing Arts**

**UNL-State General Fund-711 State & University Generated/Unrestricted**

COST OBJECT	Dollar	FACULTY	NON FACULTY		EMPLOYEE BENEFITS	PERSONAL SERVICE CREDITS	TOTAL PERSONAL SERVICES	TOTAL OPERATING EXPENSES	TOTAL
		FTE	Dollar	FTE					
21-0701-0001 Fine & Performing Arts-Dean's Office	0	0.00	1,027,023	13.76	229,521	0	1,256,544	0	1,256,544
21-0702-0001 Fine & Performing Arts-General	77,928	0.40	35,666	0.00	27,432	0	141,026	43,281	184,307
21-0702-5102 POE FPA-Digital Media	0	0.00	56,277	1.24	0	0	56,277	0	56,277
21-0702-5701 Fine & Performing Arts-Distance Ed	0	0.00	40,727	1.00	0	0	40,727	44,985	85,712
21-0705-0001 Art-Dept Oper	1,716,710	21.55	435,429	9.04	534,116	0	2,686,255	41,714	2,727,969
21-0705-5701 Art History Distance Ed	0	0.00	8,623	0.21	0	0	8,623	31,308	39,931
21-0706-0001 GKSOM-Dept Oper	3,453,436	50.50	1,160,438	25.86	1,137,064	0	5,750,938	49,262	5,800,200
21-0706-0004 GKSOM-Music Tours	0	0.00	0	0.00	0	0	0	3,000	3,000
21-0706-0006 GKSOM-Piano Pgm	0	0.00	0	0.00	0	0	0	12,000	12,000
21-0706-0007 GKSOM-Opera Pgm	0	0.00	0	0.00	0	0	0	5,000	5,000
21-0706-0009 GKSOM-Band Pgms Support	0	0.00	0	0.00	0	0	0	3,000	3,000
21-0706-5701 GKSOM-Music Distance Ed	0	0.00	0	0.00	0	0	0	25,764	25,764
21-0707-0001 Theatre Arts-Dept Oper	936,555	13.00	577,469	12.00	428,211	0	1,942,235	40,839	1,983,074
21-0707-0003 Theatre Arts-NE Rep Theatre	0	0.00	0	0.00	0	0	0	13,453	13,453
21-0709-5701 Carson Ctr for Emerg Media Arts-Dist Ed	0	0.00	209,127	1.00	0	0	209,127	52,373	261,500
<b>TOTAL</b>	<b>6,184,629</b>	<b>85.45</b>	<b>3,550,779</b>	<b>64.11</b>	<b>2,356,344</b>	<b>0</b>	<b>12,091,752</b>	<b>365,979</b>	<b>12,457,731</b>

**UNL-State General Fund-711 Revolving/Designated**

COST OBJECT	Dollar	FACULTY	NON FACULTY		EMPLOYEE BENEFITS	PERSONAL SERVICE CREDITS	TOTAL PERSONAL SERVICES	TOTAL OPERATING EXPENSES	TOTAL
		FTE	Dollar	FTE					
22-0702-0004 FPA Gen-Student Tech Fee	0	0.00	0	0.00	0	0	0	75,000	75,000
22-0706-0005 GKSOM-Music/Opera Theatre	0	0.00	0	0.00	0	0	0	7,500	7,500
22-0706-0006 GKSOM-Kimball Recital Hall	0	0.00	15,000	0.23	866	0	15,866	40,000	55,866
22-0706-0008 GKSOM-Band Wkshop/Clinics	0	0.00	0	0.00	0	0	0	85,000	85,000
22-0706-0012 GKSOM-Summer Workshops	0	0.00	0	0.00	0	0	0	10,000	10,000
22-0706-0014 GKSOM-Athletic Bands	0	0.00	48,036	1.20	17,447	0	65,483	30,000	95,483
22-0707-0001 Theatre Arts-Productions	0	0.00	0	0.00	0	0	0	32,816	32,816
22-0707-0002 Theatre Arts-Rentals	0	0.00	6,581	0.99	0	0	6,581	54,985	61,566
22-0707-0004 Theatre Arts-NE Repertory Theatre	0	0.00	57,506	0.00	0	0	57,506	37,895	95,401
<b>TOTAL</b>	<b>0</b>	<b>0.00</b>	<b>127,123</b>	<b>2.42</b>	<b>18,313</b>	<b>0</b>	<b>145,436</b>	<b>373,196</b>	<b>518,632</b>

**UNL-Trust-Grant/Cont/Loan/End-718 Trust/Restricted**

COST OBJECT	Dollar	FACULTY	NON FACULTY		EMPLOYEE BENEFITS	PERSONAL SERVICE CREDITS	TOTAL PERSONAL SERVICES	TOTAL OPERATING EXPENSES	TOTAL
		FTE	Dollar	FTE					
27-0702-7252107 HL College Professorship	9,000	0.00	0	0.00	0	0	9,000	0	9,000
27-0702-7252301 HL Endowed Dean-O'Connor	0	0.00	20,000	0.00	0	0	20,000	0	20,000
27-0706-0009001 Scribante College Prof - Barnes	10,000	0.00	0	0.00	0	0	10,000	0	10,000
27-0706-0010001 Larson College Prof-Bailey	20,000	0.00	0	0.00	0	0	20,000	0	20,000
27-0706-0012001 Steinhart College Prof-Nierman	10,000	0.00	0	0.00	0	0	10,000	0	10,000
27-0706-0022001 Ione Bowlin Endowment Fund	0	0.00	6,992	0.21	1,762	0	8,754	0	8,754
27-0706-1077001 Ron & Carol Cope Professorship-Nierman	10,000	0.00	0	0.00	0	0	10,000	0	10,000
27-0706-2830401 Glenn Korff Professorship	0	0.00	12,000	0.00	0	0	12,000	0	12,000
27-0707-0018831 Nebraska Repertory Professorship	10,000	0.00	0	0.00	0	0	10,000	0	10,000
27-0708-2908101 Mary Riepma Ross Operations	0	0.00	100,735	2.37	33,851	0	134,586	211,000	345,586
<b>TOTAL</b>	<b>69,000</b>	<b>0.00</b>	<b>139,727</b>	<b>2.58</b>	<b>35,613</b>	<b>0</b>	<b>244,340</b>	<b>211,000</b>	<b>455,340</b>

**UNL-Auxiliary-719 Auxiliaries & Services/Restricted**

COST OBJECT	Dollar	FACULTY FTE	NON FACULTY Dollar	NON FACULTY FTE	EMPLOYEE BENEFITS	PERSONAL SERVICE CREDITS	TOTAL PERSONAL SERVICES	TOTAL OPERATING EXPENSES	TOTAL
-------------	--------	-------------	--------------------	-----------------	-------------------	--------------------------	-------------------------	--------------------------	-------

COST OBJECT LISTING BY SUB PROGRAM  
 2019-2020 GENERAL OPERATING BUDGET  
 UNIVERSITY OF NEBRASKA - LINCOLN  
 Excluding IANR and NCTA

**SUBPROGRAM #/NAME: 07 College of Fine and Performing Arts**

**UNL-Auxiliary-719 Auxiliaries & Services/Restricted**

COST OBJECT	Dollar	FACULTY	NON FACULTY		EMPLOYEE BENEFITS	PERSONAL SERVICE CREDITS	TOTAL PERSONAL SERVICES	TOTAL OPERATING EXPENSES	TOTAL
		FTE	Dollar	FTE					
23-0708-0001 Mary Riepma Ross Film Theater	0	0.00	185,068	3.04	30,264	0	215,332	26,567	241,899
<b>TOTAL</b>	<b>0</b>	<b>0.00</b>	<b>185,068</b>	<b>3.04</b>	<b>30,264</b>	<b>0</b>	<b>215,332</b>	<b>26,567</b>	<b>241,899</b>
<b>SUB PROGRAM TOTAL</b>	<b>6,253,629</b>	<b>85</b>	<b>4,002,697</b>	<b>72</b>	<b>2,440,534</b>	<b>0</b>	<b>12,696,860</b>	<b>976,742</b>	<b>13,673,602</b>

**SUBPROGRAM #/NAME: 11 College of Engineering and Technology**

**UNL-State General Fund-711 State & University Generated/Unrestricted**

COST OBJECT	Dollar	FACULTY	NON FACULTY		EMPLOYEE BENEFITS	PERSONAL SERVICE CREDITS	TOTAL PERSONAL SERVICES	TOTAL OPERATING EXPENSES	TOTAL
		FTE	Dollar	FTE					
21-1101-0001 Dean Col Of Engineering	106,870	1.00	2,324,441	23.44	603,019	0	3,034,330	97,514	3,131,844
21-1101-0002 College of Engr-Omaha	0	0.00	252,273	6.00	49,119	0	301,392	26,477	327,869
21-1101-0011 Engr Communications	0	0.00	0	0.00	0	0	0	50,000	50,000
21-1101-5701 Engr Distance Ed	0	0.00	76,500	1.00	0	0	76,500	32,986	109,486
21-1101-5802 Dean Engr Office Prof Fee	0	0.00	41,998	1.00	0	0	41,998	0	41,998
21-1102-0001 Engineering General	28,223	0.00	1,333,163	1.00	71,813	0	1,433,199	85,579	1,518,778
21-1102-0002 Engineering General Engr Travel	0	0.00	0	0.00	0	0	0	25,000	25,000
21-1102-0009 Engr Gen-Ed Enhance-Scholarships	0	0.00	0	0.00	0	0	0	439,786	439,786
21-1102-5801 Dean's Diff Tuition Pool	4,585,856	2.70	654,905	11.00	0	0	5,240,761	0	5,240,761
21-1102-5802 Dean's Prof Fee Tuit Pool	91,000	1.00	1,821,577	24.90	0	0	1,912,577	157,169	2,069,746
21-1105-0001 Engineering Research Center	0	0.00	258,692	5.00	108,829	0	367,521	10,404	377,925
21-1106-0001 Chemical Engineering	1,711,055	13.30	336,421	5.70	484,123	0	2,531,599	46,560	2,578,159
21-1106-5103 POE-Bio Med	195,008	2.00	0	0.00	0	0	195,008	0	195,008
21-1107-0001 Civil Engineering-Lincoln	1,428,253	11.57	417,145	6.04	400,963	0	2,246,361	23,146	2,269,507
21-1107-5120 Civil Manufacturing POE	106,705	1.00	0	0.00	0	0	106,705	0	106,705
21-1108-0001 Computer Sci-Comp Engr	649,282	5.90	350,946	4.18	225,637	0	1,225,865	28,364	1,254,229
21-1108-5104 POE-Nano Technology	133,268	1.00	0	0.00	0	0	133,268	0	133,268
21-1108-5120 CSE Manufacturing POE	185,634	2.00	0	0.00	0	0	185,634	0	185,634
21-1108-5807 Senior Design Diff	0	0.00	101,750	1.00	0	0	101,750	0	101,750
21-1120-0001 Civil Engr-Omaha	1,093,851	10.50	106,804	2.90	276,831	0	1,477,486	27,702	1,505,188
21-1120-0008 Civil Omaha-PKI Strategic Initiative	183,599	2.00	0	0.00	44,108	0	227,707	250,000	477,707
21-1120-5120 CE Manufacturing POE	97,692	1.00	0	0.00	0	0	97,692	0	97,692
21-1120-5150 Civil Defense POE	89,045	1.00	0	0.00	0	0	89,045	0	89,045
21-1122-0001 Durham Schl Arch Engr & Constr	2,859,258	27.30	62,888	0.40	672,598	0	3,594,744	30,199	3,624,943
21-1122-0004 DSAEC-Staff Expenditures	0	0.00	197,406	4.00	58,551	0	255,957	0	255,957
21-1122-0006 DSAEC-Events/Special Activities	0	0.00	0	0.00	0	0	0	10,000	10,000
21-1122-0010 DSAEC-Graduate Teaching Assts	0	0.00	21,115	0.00	202	0	21,317	0	21,317
21-1122-1005 Durham Schl Mail	0	0.00	0	0.00	0	0	0	2,500	2,500
21-1122-1006 Durham Schl Printing	0	0.00	0	0.00	0	0	0	10,000	10,000
21-1122-1007 Durham Schl Telephone	0	0.00	0	0.00	0	0	0	20,000	20,000
21-1122-1012 Durham Schl Other	0	0.00	0	0.00	0	0	0	35,000	35,000
21-1122-1013 Durham Schl Lecturers of Practice	37,623	0.00	0	0.00	21,610	0	59,233	0	59,233
21-1122-1018 Durham Schl-Innovative Teaching Initiati	0	0.00	0	0.00	0	0	0	10,000	10,000
21-1122-1019 Durham Schl-Institutional Fees	0	0.00	0	0.00	0	0	0	5,000	5,000
21-1122-5102 POE-Arch Engr-Duram School	129,386	0.40	129,188	0.60	0	0	258,574	0	258,574
21-1122-5150 Durham Defense POE	89,707	1.00	0	0.00	0	0	89,707	0	89,707
21-1123-0001 Mechanical/Material Engr	3,557,669	30.29	464,318	9.43	856,873	0	4,878,860	121,188	5,000,048
21-1123-5102 POE - Mech/Matr Engr Tan	67,438	0.67	0	0.00	0	0	67,438	0	67,438
21-1123-5103 POE MME-EPSCoR Lim	42,975	0.44	0	0.00	0	0	42,975	0	42,975
21-1123-5104 POE MME-Elii Sutter	63,921	0.38	0	0.00	0	0	63,921	0	63,921

COST OBJECT LISTING BY SUB PROGRAM  
 2019-2020 GENERAL OPERATING BUDGET  
 UNIVERSITY OF NEBRASKA - LINCOLN  
 Excluding IANR and NCTA

**SUBPROGRAM #/NAME: 11 College of Engineering and Technology**

**UNL-State General Fund-711 State & University Generated/Unrestricted**

COST OBJECT	Dollar	FACULTY	NON FACULTY		EMPLOYEE BENEFITS	PERSONAL SERVICE CREDITS	TOTAL PERSONAL SERVICES	TOTAL OPERATING EXPENSES	TOTAL
		FTE	Dollar	FTE					
21-1123-5105	POE MME - Jian Wang	132,577	1.00	0	0.00	0	132,577	0	132,577
21-1123-5109	POE MME-E Markvicka	91,000	1.00	0	0.00	0	91,000	0	91,000
21-1123-5120	MME Manufacturing POE	90,799	1.00	0	0.00	0	90,799	0	90,799
21-1123-5150	MME Defense POE	89,726	1.00	0	0.00	0	89,726	0	89,726
21-1123-5160	MME Biomed POE	92,430	1.00	0	0.00	0	92,430	0	92,430
21-1123-5801	MME Diff Tuition	0	0.00	11,249	0.21	0	11,249	0	11,249
21-1124-0001	BPDF Clearing	0	0.00	0	0.00	355	355	0	355
21-1125-0001	Electrical & Computer Engineering (ECE)	2,270,947	16.92	829,046	13.93	701,671	3,801,664	40,590	3,842,254
21-1125-0101	ECE-Omaha Operations	1,166,415	9.96	191,373	3.65	288,913	1,646,701	27,877	1,674,578
21-1125-0102	ECE-PKI Strategic Initiative	135,909	1.00	0	0.00	19,702	155,611	0	155,611
21-1125-5102	POE ECE Fac Cluster Support	273,642	2.54	0	0.00	0	273,642	0	273,642
21-1125-5105	POE ECE Schubert	81,282	0.63	0	0.00	0	81,282	0	81,282
21-1125-5120	EE Manufacturing POE	282,792	2.00	0	0.00	0	282,792	0	282,792
21-1125-5150	ECE Defense POE	94,366	1.00	0	0.00	0	94,366	0	94,366
<b>TOTAL</b>	<b>22,335,203</b>	<b>155.50</b>	<b>9,983,198</b>	<b>125.38</b>	<b>4,884,917</b>	<b>0</b>	<b>37,203,318</b>	<b>1,613,041</b>	<b>38,816,359</b>

**UNL-State General Fund-711 Revolving/Designated**

COST OBJECT	Dollar	FACULTY	NON FACULTY		EMPLOYEE BENEFITS	PERSONAL SERVICE CREDITS	TOTAL PERSONAL SERVICES	TOTAL OPERATING EXPENSES	TOTAL
		FTE	Dollar	FTE					
22-1102-0004	Engineering General Mechanical Shop	0	0.00	4,441	0.00	0	4,441	34,500	38,941
22-1102-0005	Engr General Reproductions Omaha	0	0.00	0	0.00	0	0	20,222	20,222
22-1102-0010	Engri Gen-Student Tech Fee	0	0.00	41,616	0.50	9,489	51,105	0	51,105
22-1102-0012	Engr Gen-Student Tech Fee-Omaha	0	0.00	84,427	1.50	22,802	107,229	0	107,229
22-1106-0001	Chemical Engineering Laboratory Fees	0	0.00	0	0.00	0	0	1,600	1,600
22-1106-0020	Chem Engr-VanCott Service Contracts	0	0.00	51,437	1.00	17,691	69,128	0	69,128
22-1107-0004	Civil Engr - Lab Fees	0	0.00	0	0.00	0	0	2,500	2,500
22-1108-0010	CompSci Eng-Equipment Fund	0	0.00	0	0.00	0	0	60,000	60,000
22-1113-1001	Midwest Roadside Safety Facil-Salaries	133,587	0.91	899,710	16.09	215,946	1,249,243	0	1,249,243
22-1120-0001	Civil Engr Omaha-Lab Fees	0	0.00	0	0.00	0	0	12,000	12,000
22-1121-0003	NTC Admin Srvc Cntr	0	0.00	220,298	4.00	51,833	272,131	0	272,131
22-1122-0114	Construction Management Laboratory Fees	0	0.00	0	0.00	0	0	3,000	3,000
22-1123-0002	MME Lab Fees	0	0.00	0	0.00	0	0	33,000	33,000
22-1123-0010	MME-Equipment Fund	0	0.00	0	0.00	0	0	93,000	93,000
22-1124-0003	BPDF- Residual Bal	0	0.00	77,279	2.00	23,592	100,871	0	100,871
22-1125-0003	ECE Electrical Shop	0	0.00	1,438	0.00	0	1,438	4,153	5,591
22-1125-0006	ECE Laboratory Fees	0	0.00	0	0.00	0	0	5,000	5,000
22-1125-0101	ECE Laboratory Fees-Omaha	0	0.00	0	0.00	0	0	4,000	4,000
<b>TOTAL</b>	<b>133,587</b>	<b>0.91</b>	<b>1,380,646</b>	<b>25.09</b>	<b>341,353</b>	<b>0</b>	<b>1,855,586</b>	<b>272,975</b>	<b>2,128,561</b>

**UNL-Federal Advance-717 Federal/Restricted**

COST OBJECT	Dollar	FACULTY	NON FACULTY		EMPLOYEE BENEFITS	PERSONAL SERVICE CREDITS	TOTAL PERSONAL SERVICES	TOTAL OPERATING EXPENSES	TOTAL
		FTE	Dollar	FTE					
25-1123-0046001	DOE NE Industrial Assessment Center	0	0.00	61,248	1.00	7,863	69,111	0	69,111
25-1123-0061001	DOE Mechanical Property NEUP-18-15703	24,240	0.33	0	0.00	4,650	28,890	0	28,890
<b>TOTAL</b>	<b>24,240</b>	<b>0.33</b>	<b>61,248</b>	<b>1.00</b>	<b>12,513</b>	<b>0</b>	<b>98,001</b>	<b>0</b>	<b>98,001</b>

**UNL-Trust-Grant/Cont/Loan/End-718 Trust/Restricted**

COST OBJECT	Dollar	FACULTY	NON FACULTY		EMPLOYEE BENEFITS	PERSONAL SERVICE CREDITS	TOTAL PERSONAL SERVICES	TOTAL OPERATING EXPENSES	TOTAL
		FTE	Dollar	FTE					

COST OBJECT LISTING BY SUB PROGRAM  
 2019-2020 GENERAL OPERATING BUDGET  
 UNIVERSITY OF NEBRASKA - LINCOLN  
 Excluding IANR and NCTA

**SUBPROGRAM #/NAME: 11 College of Engineering and Technology**

**UNL-Trust-Grant/Cont/Loan/End-718 Trust/Restricted**

COST OBJECT	Dollar	FACULTY	NON FACULTY		EMPLOYEE BENEFITS	PERSONAL SERVICE CREDITS	TOTAL PERSONAL SERVICES	TOTAL OPERATING EXPENSES	TOTAL
		FTE	Dollar	FTE					
26-1107-0086001	Keith Klaasmeyer/Othmer Chair-Rilett	7,500	0.00	0	0.00	0	7,500	0	7,500
26-1107-0087001	Othmer Match for Klaasmeyer Fund-Rilett	7,500	0.00	0	0.00	2,837	10,337	0	10,337
26-1123-0201001	NSRI TO0059 Field Devices	0	0.00	67,000	1.00	8,339	75,339	0	75,339
26-1123-0209001	NE DHHS Mechanotransduction in MSCs	0	0.00	33,664	1.00	7,046	40,710	0	40,710
27-1101-0013001	Richard L McNeel Prof Engr-Wei	20,000	0.00	0	0.00	0	20,000	0	20,000
27-1101-0020009	Coll Prof Elmer Koch	10,000	0.00	0	0.00	0	10,000	0	10,000
27-1106-0006001	Anderson Fund Prof-Saraf; Ravi	10,000	0.00	0	0.00	0	10,000	0	10,000
27-1106-0007001	COE Distinguished Prof of CE-Viljoen	10,000	0.00	0	0.00	0	10,000	0	10,000
27-1106-0020010	College Prof William Velandar	15,000	0.00	0	0.00	0	15,000	0	15,000
27-1107-0004001	Brightfelt College Professor-Nowak	15,000	0.00	0	0.00	0	15,000	0	15,000
27-1108-0001001	Henson College Prof - Dwyer; Matt	10,000	0.00	0	0.00	0	10,000	0	10,000
27-1108-0003002	Goddard Distinguished Scholar	10,000	0.00	0	0.00	1,955	11,955	0	11,955
27-1111-0003001	Dist Engr College Professor-Rajurkar	10,000	0.00	0	0.00	0	10,000	0	10,000
27-1122-0009001	Durham Dist Prof-Puckett	15,000	0.00	0	0.00	0	15,000	0	15,000
27-1123-0004001	MECHANICAL/MATERIAL ENGR	5,100	0.00	0	0.00	1,330	6,430	0	6,430
27-1123-0005001	McBroom Fund Prof - Dzenis	10,000	0.00	0	0.00	0	10,000	0	10,000
27-1123-0006003	Faculty Fellow Brightfelt - Turner	10,000	0.00	0	0.00	0	10,000	0	10,000
27-1123-0006004	Faculty Fellow Brightfelt - Shield	15,000	0.00	0	0.00	0	15,000	0	15,000
27-1123-0007001	MECHANICAL/MATERIAL ENGR	5,100	0.00	0	0.00	1,304	6,404	0	6,404
27-1123-0015001	Lederer Engineering Prof - Farritor	10,000	0.00	0	0.00	0	10,000	0	10,000
27-1125-0001002	Mohr Distinguished Prof - Ianno	10,000	0.00	0	0.00	0	10,000	0	10,000
27-1125-0001003	Blackman Distinguished Prof - Chooibneh	10,000	0.00	0	0.00	0	10,000	0	10,000
27-1125-0001004	J A Woollam Dist Prof-Schubert	10,000	0.00	0	0.00	0	10,000	0	10,000
27-1125-0003001	Henson Fund Prof - Sharif	10,000	0.00	0	0.00	0	10,000	0	10,000
27-1125-0004001	Lott College Prof - Lu	15,000	0.00	0	0.00	0	15,000	0	15,000
27-1125-0006001	Kingery College Prof - Alexander	10,000	0.00	0	0.00	0	10,000	0	10,000
27-1125-0021001	Omar H Heins Prof-Perez	0	0.00	20,000	0.00	0	20,000	0	20,000
<b>TOTAL</b>	<b>260,200</b>	<b>0.00</b>	<b>120,664</b>	<b>2.00</b>	<b>22,811</b>	<b>0</b>	<b>403,675</b>	<b>0</b>	<b>403,675</b>
<b>SUB PROGRAM TOTAL</b>	<b>22,753,230</b>	<b>157</b>	<b>11,545,756</b>	<b>153</b>	<b>5,261,594</b>	<b>0</b>	<b>39,560,580</b>	<b>1,886,016</b>	<b>41,446,596</b>

**SUBPROGRAM #/NAME: 12 Research**

**UNL-State General Fund-711 State & University Generated/Unrestricted**

COST OBJECT	Dollar	FACULTY	NON FACULTY		EMPLOYEE BENEFITS	PERSONAL SERVICE CREDITS	TOTAL PERSONAL SERVICES	TOTAL OPERATING EXPENSES	TOTAL
		FTE	Dollar	FTE					
21-1201-0001	Vice Chan For Research Support Serv	0	0.00	470,023	3.61	145,592	615,615	0	615,615
21-1201-0103	Research Communications	0	0.00	81,965	0.99	14,958	96,923	0	96,923
21-1201-0105	Research Finance	0	0.00	21,930	0.45	8,598	30,528	0	30,528
21-1203-0001	Improvement Of Research	0	0.00	43,916	0.54	23,678	67,594	0	67,594
21-1205-0006	Office of Sponsored Programs-Post Award	0	0.00	960,353	15.75	336,023	1,296,376	0	1,296,376
21-1206-0001	Research Council	0	0.00	8,522	0.15	3,111	11,633	0	11,633
21-1209-0001	Rsch Compliance Srv	0	0.00	97,186	1.20	21,856	119,042	0	119,042
21-1209-0002	Rsch Compliance Srv-Human Subjects Irb	0	0.00	183,038	3.00	82,648	265,686	0	265,686
21-1219-0001	Brain, Biology & Behavior	0	0.00	189,015	1.00	31,521	220,536	0	220,536
21-1220-0002	NCV UNMC VCR Annual Commitment	0	0.00	0	0.00	2,440	2,440	0	2,440
21-1220-5101	POE-NE Ctr Virology	0	0.00	123,989	2.99	0	123,989	38,240	162,229
21-1220-5103	POE-NCV Wiebe	88,644	1.00	0	0.00	0	88,644	0	88,644
21-1220-5104	POE-NCV / An Sci-Vu	119,142	1.00	0	0.00	0	119,142	0	119,142
<b>TOTAL</b>	<b>207,786</b>	<b>2.00</b>	<b>2,179,937</b>	<b>29.68</b>	<b>670,425</b>	<b>0</b>	<b>3,058,148</b>	<b>38,240</b>	<b>3,096,388</b>



COST OBJECT LISTING BY SUB PROGRAM  
 2019-2020 GENERAL OPERATING BUDGET  
 UNIVERSITY OF NEBRASKA - LINCOLN  
 Excluding IANR and NCTA

**SUBPROGRAM #/NAME: 12 Research**

**UNL-State General Fund-711 Revolving/Designated**

COST OBJECT	Dollar	FACULTY	NON FACULTY		EMPLOYEE BENEFITS	PERSONAL SERVICE CREDITS	TOTAL PERSONAL SERVICES	TOTAL OPERATING EXPENSES	TOTAL
		FTE	Dollar	FTE					
22-1209-0002 Life Science Annex	0	0.00	292,166	7.90	67,781	0	359,947	0	359,947
22-1219-0002 UNL Brain Imaging Center	0	0.00	85,853	1.33	30,717	0	116,570	0	116,570
22-1219-0006 CB3 Programmer	0	0.00	33,648	0.50	8,238	0	41,886	0	41,886
22-1223-0003 Methodology & Evaluation Core Facility	0	0.00	267,458	5.75	62,851	0	330,309	0	330,309
<b>TOTAL</b>	<b>0</b>	<b>0.00</b>	<b>679,125</b>	<b>15.48</b>	<b>169,587</b>	<b>0</b>	<b>848,712</b>	<b>0</b>	<b>848,712</b>

**UNL-State General Fund-711 Cash & Student Contracts/Designated**

COST OBJECT	Dollar	FACULTY	NON FACULTY		EMPLOYEE BENEFITS	PERSONAL SERVICE CREDITS	TOTAL PERSONAL SERVICES	TOTAL OPERATING EXPENSES	TOTAL
		FTE	Dollar	FTE					
21-1201-4001 Vice Chan For Research F&A	6,500	0.05	896,646	7.00	0	0	903,146	0	903,146
21-1201-4102 VCR: Research Info Systems F&A	0	0.00	71,050	1.00	0	0	71,050	0	71,050
21-1201-4103 VCR Communications F&A	0	0.00	37,448	0.75	0	0	37,448	0	37,448
21-1201-4105 VCR Rsch Finance F&A	0	0.00	148,714	2.06	0	0	148,714	0	148,714
21-1201-4106 VCR Corporate & Foundation Relations F&A	0	0.00	169,127	2.00	0	0	169,127	0	169,127
21-1205-4005 Office of Proposal Development F&A	0	0.00	475,155	6.46	0	0	475,155	0	475,155
21-1205-4006 Office of Sponsored Programs-Post F&A	0	0.00	985,675	12.00	0	0	985,675	0	985,675
21-1209-4001 Research Compliance-Animal Care F&A	0	0.00	335,026	2.78	0	0	335,026	0	335,026
21-1209-4002 Research Compliance-Human Subjects F&A	0	0.00	265,341	4.00	0	0	265,341	0	265,341
<b>TOTAL</b>	<b>6,500</b>	<b>0.05</b>	<b>3,384,182</b>	<b>38.05</b>	<b>0</b>	<b>0</b>	<b>3,390,682</b>	<b>0</b>	<b>3,390,682</b>

**UNL-Federal Letter of Credit-716 Federal/Restricted**

COST OBJECT	Dollar	FACULTY	NON FACULTY		EMPLOYEE BENEFITS	PERSONAL SERVICE CREDITS	TOTAL PERSONAL SERVICES	TOTAL OPERATING EXPENSES	TOTAL
		FTE	Dollar	FTE					
24-1219-0002001 NIH Exec Control & Adolescent Weight	0	0.00	33,120	1.00	6,819	0	39,939	0	39,939
24-1220-0004004 LAB SCIENCE CORE Dr West	32,020	0.31	13,442	0.42	13,301	0	58,763	0	58,763
24-1220-0005001 NIH Antiviral BAF vs Poxvirus & HSV1	0	0.00	36,198	1.00	9,150	0	45,348	0	45,348
24-1220-0008001 NIH FOGARTY AMTRIP	0	0.00	17,472	0.33	6,126	0	23,598	0	23,598
24-1220-0009003 NIH Comp Virology Research Train (YR3)	0	0.00	31,767	0.60	1,691	0	33,458	0	33,458
24-1220-0011001 NIH Mucosal Deliv of Ebola Inhibitor	0	0.00	15,344	0.50	2,534	0	17,878	0	17,878
24-1220-0012001 NIH Impact of Cannabis on HIV	21,691	0.21	65,383	1.10	26,360	0	113,434	0	113,434
24-1220-0012004 NIH Impact of Cannabis: Li	0	0.00	25,704	0.70	3,801	0	29,505	0	29,505
24-1220-0013003 NIH ZAMDAPP - LAB CORE	34,086	0.33	17,193	0.55	13,776	0	65,055	0	65,055
24-1220-0014001 NIH KSHV HIV & KS Tumor	15,494	0.15	0	0.00	3,070	0	18,564	0	18,564
<b>TOTAL</b>	<b>103,291</b>	<b>1.00</b>	<b>255,623</b>	<b>6.20</b>	<b>86,628</b>	<b>0</b>	<b>445,542</b>	<b>0</b>	<b>445,542</b>

**UNL-Federal Advance-717 Federal/Restricted**

COST OBJECT	Dollar	FACULTY	NON FACULTY		EMPLOYEE BENEFITS	PERSONAL SERVICE CREDITS	TOTAL PERSONAL SERVICES	TOTAL OPERATING EXPENSES	TOTAL
		FTE	Dollar	FTE					
25-1215-0123002 DOE Analysis of Mech of Sorgh Schachtman	0	0.00	34,964	1.00	9,458	0	44,422	0	44,422
25-1217-0014001 DOE Radiaton Tolerance and Mechanical	24,240	0.33	0	0.00	9,323	0	33,563	0	33,563
<b>TOTAL</b>	<b>24,240</b>	<b>0.33</b>	<b>34,964</b>	<b>1.00</b>	<b>18,781</b>	<b>0</b>	<b>77,985</b>	<b>0</b>	<b>77,985</b>

**UNL-Trust-Grant/Cont/Loan/End-718 Trust/Restricted**

COST OBJECT	Dollar	FACULTY	NON FACULTY		EMPLOYEE BENEFITS	PERSONAL SERVICE CREDITS	TOTAL PERSONAL SERVICES	TOTAL OPERATING EXPENSES	TOTAL
		FTE	Dollar	FTE					
26-1215-0102001 Wash ST (NSF) Biochemical Deciphering OI	44,396	1.00	0	0.00	7,902	0	52,298	0	52,298
26-1215-0131001 U of GA NSF A Resource for Functional Ge	0	0.00	46,860	1.00	6,473	0	53,333	0	53,333
26-1215-0167001 IPAS ILL Center for Adv Bioenergy - Clem	0	0.00	42,000	1.00	0	0	42,000	0	42,000
26-1217-0001001 NPPD-Energy Sciences Research Center	0	0.00	82,944	1.25	24,216	0	107,160	0	107,160

COST OBJECT LISTING BY SUB PROGRAM  
 2019-2020 GENERAL OPERATING BUDGET  
 UNIVERSITY OF NEBRASKA - LINCOLN  
 Excluding IANR and NCTA

**SUBPROGRAM #/NAME: 12 Research**

**UNL-Trust-Grant/Cont/Loan/End-718 Trust/Restricted**

COST OBJECT	Dollar	FACULTY	NON FACULTY		EMPLOYEE BENEFITS	PERSONAL SERVICE CREDITS	TOTAL PERSONAL SERVICES	TOTAL OPERATING EXPENSES	TOTAL
		FTE	Dollar	FTE					
26-1219-0015001 DEL UNIV RII Track2 FEC Neural Networks	0	0.00	33,648	0.50	5,011	0	38,659	0	38,659
26-1219-0016001 Boystown Exec Control in Adolescent Sub	0	0.00	91,204	1.80	21,984	0	113,188	0	113,188
26-1220-0024001 NPB Protect Against Swine Flu Infect	0	0.00	15,344	0.50	1,153	0	16,497	0	16,497
26-1220-0028001 CREIGHTON Long-Acting Nanoparticles	0	0.00	11,016	0.30	793	0	11,809	0	11,809
26-1220-0036001 NPB Develop Antibodies PRRSV	0	0.00	33,460	1.00	14,365	0	47,825	0	47,825
26-1220-0038001 DELAWARE Framework of Connections	0	0.00	16,282	0.50	2,975	0	19,257	0	19,257
27-1201-0006001 Mohr Fund Excellence-Paul; P	0	0.00	10,000	0.00	0	0	10,000	0	10,000
<b>TOTAL</b>	<b>44,396</b>	<b>1.00</b>	<b>382,758</b>	<b>7.85</b>	<b>84,872</b>	<b>0</b>	<b>512,026</b>	<b>0</b>	<b>512,026</b>
<b>SUB PROGRAM TOTAL</b>	<b>386,213</b>	<b>4</b>	<b>6,916,589</b>	<b>98</b>	<b>1,030,293</b>	<b>0</b>	<b>8,333,095</b>	<b>38,240</b>	<b>8,371,335</b>

**SUBPROGRAM #/NAME: 14 College of Journalism and Mass Communication**

**UNL-State General Fund-711 State & University Generated/Unrestricted**

COST OBJECT	Dollar	FACULTY	NON FACULTY		EMPLOYEE BENEFITS	PERSONAL SERVICE CREDITS	TOTAL PERSONAL SERVICES	TOTAL OPERATING EXPENSES	TOTAL
		FTE	Dollar	FTE					
21-1401-0001 Dean College Of Journalism	268,029	1.75	644,950	12.83	254,945	0	1,167,924	5,232	1,173,156
21-1401-0002 Dean College Of Journalism Travel	0	0.00	0	0.00	0	0	0	12,000	12,000
21-1402-0001 Journalism General	219,114	3.88	0	0.00	28,203	0	247,317	25,267	272,584
21-1402-5102 POE Journalism-Enhanced Visual Lit	68,121	1.00	0	0.00	0	0	68,121	0	68,121
21-1402-5701 Journalism Gen Dist Ed	0	0.00	0	0.00	0	0	0	100,000	100,000
21-1402-5702 CoJMC-Dist Ed- Eqp	0	0.00	0	0.00	0	0	0	150,000	150,000
21-1402-5704 CoJMC-Dist Ed-Comm	0	0.00	8,000	0.15	0	0	8,000	170,791	178,791
21-1405-0001 Advertising	1,159,857	17.50	25,897	0.25	291,782	0	1,477,536	17,663	1,495,199
21-1406-0001 Broadcasting	554,572	6.00	97,524	2.20	161,590	0	813,686	28,362	842,048
21-1407-0001 News And Editorial	975,530	10.13	29,225	0.42	210,622	0	1,215,377	19,207	1,234,584
21-1408-0001 Graduate Journalism	0	0.00	5,000	0.00	1,198	0	6,198	0	6,198
<b>TOTAL</b>	<b>3,245,223</b>	<b>40.25</b>	<b>810,596</b>	<b>15.85</b>	<b>948,340</b>	<b>0</b>	<b>5,004,159</b>	<b>528,522</b>	<b>5,532,681</b>
<b>SUB PROGRAM TOTAL</b>	<b>3,320,223</b>	<b>40</b>	<b>810,596</b>	<b>16</b>	<b>948,340</b>	<b>0</b>	<b>5,079,159</b>	<b>528,522</b>	<b>5,607,681</b>

**UNL-Trust-Grant/Cont/Loan/End-718 Trust/Restricted**

COST OBJECT	Dollar	FACULTY	NON FACULTY		EMPLOYEE BENEFITS	PERSONAL SERVICE CREDITS	TOTAL PERSONAL SERVICES	TOTAL OPERATING EXPENSES	TOTAL
		FTE	Dollar	FTE					
26-1401-0003001 Buffett Fund Prof-Thorson; Bruce	5,000	0.00	0	0.00	0	0	5,000	0	5,000
26-1407-0001001 Huse News-Editorial/Othmer Prof-Weber; J.	10,000	0.00	0	0.00	0	0	10,000	0	10,000
26-1407-0002001 Othmer Match Huse News-Editor Prof-Weber	10,000	0.00	0	0.00	0	0	10,000	0	10,000
27-1401-2705001 Hitchcock Professor in Journalism-McCoy	10,000	0.00	0	0.00	0	0	10,000	0	10,000
27-1405-0001001 Kearns College Prof-Shiple	10,000	0.00	0	0.00	0	0	10,000	0	10,000
27-1407-2236001 Fred A & Gladys Seaton Fund	20,000	0.00	0	0.00	0	0	20,000	0	20,000
27-1407-4599001 Pike Fund Professorship	10,000	0.00	0	0.00	0	0	10,000	0	10,000
<b>TOTAL</b>	<b>75,000</b>	<b>0.00</b>	<b>0</b>	<b>0.00</b>	<b>0</b>	<b>0</b>	<b>75,000</b>	<b>0</b>	<b>75,000</b>
<b>SUB PROGRAM TOTAL</b>	<b>3,320,223</b>	<b>40</b>	<b>810,596</b>	<b>16</b>	<b>948,340</b>	<b>0</b>	<b>5,079,159</b>	<b>528,522</b>	<b>5,607,681</b>

**SUBPROGRAM #/NAME: 15 College of Law**

**UNL-State General Fund-711 State & University Generated/Unrestricted**

COST OBJECT	Dollar	FACULTY	NON FACULTY		EMPLOYEE BENEFITS	PERSONAL SERVICE CREDITS	TOTAL PERSONAL SERVICES	TOTAL OPERATING EXPENSES	TOTAL
		FTE	Dollar	FTE					
21-1501-0001 College Of Law	4,272,622	28.69	1,415,945	20.35	1,301,396	0	6,989,963	39,561	7,029,524

COST OBJECT LISTING BY SUB PROGRAM  
 2019-2020 GENERAL OPERATING BUDGET  
 UNIVERSITY OF NEBRASKA - LINCOLN  
 Excluding IANR and NCTA

**SUBPROGRAM #/NAME: 15 College of Law**

**UNL-State General Fund-711 State & University Generated/Unrestricted**

COST OBJECT	Dollar	FACULTY	NON FACULTY		EMPLOYEE BENEFITS	PERSONAL SERVICE CREDITS	TOTAL PERSONAL SERVICES	TOTAL OPERATING EXPENSES	TOTAL
		FTE	Dollar	FTE					
21-1502-0004 Space Law	239,679	1.50	85,684	1.50	57,223	0	382,586	93,764	476,350
21-1502-0008 Law Gen-Applic Fees Supp	0	0.00	0	0.00	0	0	0	24,000	24,000
21-1502-0009 JSD-SL	5,000	0.00	0	0.00	304	0	5,304	0	5,304
21-1502-5101 POE-Water Resources-Law	110,457	0.66	0	0.00	0	0	110,457	0	110,457
21-1502-5801 Space Law OnLine LLM-Diff Tuition	85,430	0.00	29,183	0.50	0	0	114,613	0	114,613
21-1505-0001 Schmid Law Library	473,535	6.00	207,365	6.51	179,463	0	860,363	235,008	1,095,371
21-1506-0001 Law Review	0	0.00	0	0.00	0	0	0	5,518	5,518
<b>TOTAL</b>	<b>5,186,723</b>	<b>36.85</b>	<b>1,738,177</b>	<b>28.85</b>	<b>1,538,386</b>	<b>0</b>	<b>8,463,286</b>	<b>397,851</b>	<b>8,861,137</b>

**UNL-State General Fund-711 Revolving/Designated**

COST OBJECT	Dollar	FACULTY	NON FACULTY		EMPLOYEE BENEFITS	PERSONAL SERVICE CREDITS	TOTAL PERSONAL SERVICES	TOTAL OPERATING EXPENSES	TOTAL
		FTE	Dollar	FTE					
22-1501-0001 Law College-Prof Skills Lab Fee	40,961	2.00	22,813	0.40	23,672	0	87,446	64,527	151,973
22-1502-0002 Space Law LLM Tech Fee	0	0.00	0	0.00	0	0	0	5,976	5,976
22-1505-0001 Law Library Laboratory Fees	0	0.00	0	0.00	0	0	0	600,000	600,000
22-1506-0001 Law Review - Revolving	0	0.00	0	0.00	0	0	0	37,588	37,588
<b>TOTAL</b>	<b>40,961</b>	<b>2.00</b>	<b>22,813</b>	<b>0.40</b>	<b>23,672</b>	<b>0</b>	<b>87,446</b>	<b>708,091</b>	<b>795,537</b>

**UNL-Trust-Grant/Cont/Loan/End-718 Trust/Restricted**

COST OBJECT	Dollar	FACULTY	NON FACULTY		EMPLOYEE BENEFITS	PERSONAL SERVICE CREDITS	TOTAL PERSONAL SERVICES	TOTAL OPERATING EXPENSES	TOTAL
		FTE	Dollar	FTE					
26-1502-0051001 Perlman/Othmer Professorship	15,000	0.00	0	0.00	0	0	15,000	0	15,000
26-1502-0052001 Othmer Match-Perlman Professorship	15,000	0.00	0	0.00	0	0	15,000	0	15,000
27-1502-0004001 Cline Willams Professorship	5,955	0.00	0	0.00	0	0	5,955	0	5,955
27-1502-0006001 Kutak Professorship	10,000	0.00	0	0.00	0	0	10,000	0	10,000
27-1502-0008001 Welpton Regents Professorship	10,000	0.00	0	0.00	0	0	10,000	0	10,000
27-1502-0009001 Dunlap Professorship	15,000	0.00	0	0.00	0	0	15,000	0	15,000
27-1502-0010001 Steinhart Professorship	15,000	0.00	0	0.00	0	0	15,000	0	15,000
27-1502-0011001 Larson Professorship - a	15,000	0.00	0	0.00	0	0	15,000	0	15,000
27-1502-0011002 Larson Professorship - b	15,000	0.00	0	0.00	0	0	15,000	0	15,000
27-1502-0011003 Larson Professorship - c	11,000	0.00	0	0.00	0	0	11,000	0	11,000
27-1502-0013001 Spencer Professorship	5,000	0.00	0	0.00	0	0	5,000	0	5,000
27-1502-0015001 Grether Professorship	15,000	0.00	0	0.00	0	0	15,000	0	15,000
27-1502-0021001 General Administrative - Law College	0	0.00	10,000	0.00	0	0	10,000	0	10,000
27-1502-0037001 Schmoker Professorship	0	0.00	15,000	0.00	0	0	15,000	0	15,000
27-1502-0043001 Hevelone Professorship	4,000	0.00	0	0.00	0	0	4,000	0	4,000
27-1502-0053001 Warren Wise Professorship	5,000	0.00	0	0.00	0	0	5,000	0	5,000
27-1502-0072001 Berkshire Professorship	15,000	0.00	0	0.00	0	0	15,000	0	15,000
27-1502-0080001 Conroy Professorship	15,000	0.00	0	0.00	0	0	15,000	0	15,000
27-1502-0118001 E-Clinic	0	0.00	2,000	0.00	551	0	2,551	0	2,551
27-1502-0120001 Applied Ethics Fund	0	0.00	21,784	0.50	5,730	0	27,514	0	27,514
27-1502-0129001 Kauffman Lgl Writing	1,000	0.00	0	0.00	205	0	1,205	0	1,205
27-1502-0157001 Haggart/Work Professorship	15,000	0.00	0	0.00	0	0	15,000	0	15,000
27-1502-0185001 College of Law Clinic Fund	0	0.00	15,943	0.50	1,643	0	17,586	0	17,586
<b>TOTAL</b>	<b>201,955</b>	<b>0.00</b>	<b>64,727</b>	<b>1.00</b>	<b>8,129</b>	<b>0</b>	<b>274,811</b>	<b>0</b>	<b>274,811</b>

**SUB PROGRAM TOTAL      5,429,639      39      1,825,717      30      1,570,187      0      8,825,543      1,105,942      9,931,485**

**SUBPROGRAM #/NAME: 16 University Libraries**

COST OBJECT LISTING BY SUB PROGRAM  
 2019-2020 GENERAL OPERATING BUDGET  
 UNIVERSITY OF NEBRASKA - LINCOLN  
 Excluding IANR and NCTA

**SUBPROGRAM #/NAME: 16 University Libraries**

**UNL-State General Fund-711 State & University Generated/Unrestricted**

COST OBJECT	Dollar	FACULTY	NON FACULTY		EMPLOYEE BENEFITS	PERSONAL SERVICE CREDITS	TOTAL PERSONAL SERVICES	TOTAL OPERATING EXPENSES	TOTAL
		FTE	Dollar	FTE					
21-1601-0001 Library Salaries	2,947,457	40.00	3,928,945	71.66	1,962,030	0	8,838,432	0	8,838,432
21-1602-0001 Library General (Parent)	0	0.00	0	0.00	0	0	0	365,000	365,000
21-1602-0004 Libr Gen-Computer Maint & Supply	0	0.00	0	0.00	0	0	0	400,000	400,000
21-1602-0007 Libr-Depository Bond Debt Srv	0	0.00	0	0.00	0	0	0	94,432	94,432
21-1602-1051 Non-Recurring Expenses	0	0.00	0	0.00	0	0	0	100,000	100,000
21-1602-5104 POE Libr K Richter	0	0.00	22,380	0.19	0	0	22,380	0	22,380
21-1602-5701 Libr 110 Intro-Dist Ed	0	0.00	0	0.00	0	0	0	72	72
21-1605-0001 Library Books	0	0.00	0	0.00	0	0	0	275,500	275,500
21-1606-0001 Library Periodicals	0	0.00	0	0.00	0	0	0	2,004,516	2,004,516
21-1607-0001 Library Binding	0	0.00	0	0.00	0	0	0	25,000	25,000
21-1620-5102 POE Libr Cnt Digital Rsch Humanities	16,526	0.00	208,805	3.40	0	0	225,331	57,526	282,857
<b>TOTAL</b>	<b>2,963,983</b>	<b>40.00</b>	<b>4,160,130</b>	<b>75.25</b>	<b>1,962,030</b>	<b>0</b>	<b>9,086,143</b>	<b>3,322,046</b>	<b>12,408,189</b>

**UNL-State General Fund-711 Revolving/Designated**

COST OBJECT	Dollar	FACULTY	NON FACULTY		EMPLOYEE BENEFITS	PERSONAL SERVICE CREDITS	TOTAL PERSONAL SERVICES	TOTAL OPERATING EXPENSES	TOTAL
		FTE	Dollar	FTE					
22-1602-0003 Library General Interlibrary Loan Servic	0	0.00	0	0.00	0	0	0	20,000	20,000
22-1602-0006 Student Tech Fee-Operations	0	0.00	85,576	1.00	18,408	0	103,984	61,949	165,933
22-1602-0008 Special Collections Auxiliary	0	0.00	0	0.00	0	0	0	1,500	1,500
22-1602-0013 Misc. Services	0	0.00	0	0.00	0	0	0	30,000	30,000
22-1602-0014 Lib Gen-Credit Hour Fee	0	0.00	0	0.00	0	0	0	4,000,000	4,000,000
22-1605-0001 Library Books Lost Book Revolving	0	0.00	0	0.00	0	0	0	5,000	5,000
22-1607-0001 Library Binding Revolving Opers	0	0.00	0	0.00	0	0	0	13,000	13,000
<b>TOTAL</b>	<b>0</b>	<b>0.00</b>	<b>85,576</b>	<b>1.00</b>	<b>18,408</b>	<b>0</b>	<b>103,984</b>	<b>4,131,449</b>	<b>4,235,433</b>

**UNL-State General Fund-711 Cash & Student Contracts/Designated**

COST OBJECT	Dollar	FACULTY	NON FACULTY		EMPLOYEE BENEFITS	PERSONAL SERVICE CREDITS	TOTAL PERSONAL SERVICES	TOTAL OPERATING EXPENSES	TOTAL
		FTE	Dollar	FTE					
21-1602-4007 Libr Gen-Acquisition F&A	0	0.00	0	0.00	0	0	0	2,000,000	2,000,000
<b>TOTAL</b>	<b>0</b>	<b>0.00</b>	<b>0</b>	<b>0.00</b>	<b>0</b>	<b>0</b>	<b>0</b>	<b>2,000,000</b>	<b>2,000,000</b>

**UNL-Federal Advance-717 Federal/Restricted**

COST OBJECT	Dollar	FACULTY	NON FACULTY		EMPLOYEE BENEFITS	PERSONAL SERVICE CREDITS	TOTAL PERSONAL SERVICES	TOTAL OPERATING EXPENSES	TOTAL
		FTE	Dollar	FTE					
25-1620-0027001 NEH Natl Digital Newspaper P3	0	0.00	28,636	0.80	9,212	0	37,848	0	37,848
25-1620-0032001 NEH DV-Leaves of Grass	16,718	0.30	0	0.00	2,457	0	19,175	0	19,175
<b>TOTAL</b>	<b>16,718</b>	<b>0.30</b>	<b>28,636</b>	<b>0.80</b>	<b>11,669</b>	<b>0</b>	<b>57,023</b>	<b>0</b>	<b>57,023</b>

**UNL-Trust-Grant/Cont/Loan/End-718 Trust/Restricted**

COST OBJECT	Dollar	FACULTY	NON FACULTY		EMPLOYEE BENEFITS	PERSONAL SERVICE CREDITS	TOTAL PERSONAL SERVICES	TOTAL OPERATING EXPENSES	TOTAL
		FTE	Dollar	FTE					
26-1620-0038001 CLIR Genoa Indian School Digital Project	0	0.00	42,630	1.00	5,897	0	48,527	0	48,527
27-1602-0118001 Nu Fnd Willa Cather for Library	0	0.00	45,558	1.00	9,177	0	54,735	0	54,735
27-1620-0003001 Robert Allington Library Fund	63,759	1.00	0	0.00	22,055	0	85,814	0	85,814
<b>TOTAL</b>	<b>63,759</b>	<b>1.00</b>	<b>88,188</b>	<b>2.00</b>	<b>37,129</b>	<b>0</b>	<b>189,076</b>	<b>0</b>	<b>189,076</b>

<b>SUB PROGRAM TOTAL</b>	<b>3,044,460</b>	<b>41</b>	<b>4,362,530</b>	<b>79</b>	<b>2,029,236</b>	<b>0</b>	<b>9,436,226</b>	<b>9,453,495</b>	<b>18,889,721</b>
--------------------------	------------------	-----------	------------------	-----------	------------------	----------	------------------	------------------	-------------------

**SUBPROGRAM #/NAME: 17 College of Education and Human Sciences**

COST OBJECT LISTING BY SUB PROGRAM  
 2019-2020 GENERAL OPERATING BUDGET  
 UNIVERSITY OF NEBRASKA - LINCOLN  
 Excluding IANR and NCTA

**SUBPROGRAM #/NAME: 17 College of Education and Human Sciences**

**UNL-State General Fund-711 State & University Generated/Unrestricted**

COST OBJECT	Dollar	FACULTY	NON FACULTY		EMPLOYEE BENEFITS	PERSONAL SERVICE CREDITS	TOTAL PERSONAL SERVICES	TOTAL OPERATING EXPENSES	TOTAL	
		FTE	Dollar	FTE						
21-1701-0001	Dean Col Ed & Human Sci	2,802	0.01	1,170,469	16.48	305,794	0	1,479,065	53,142	1,532,207
21-1702-0001	Col Ed & Human Sci General	545,784	1.00	997,412	14.74	217,716	0	1,760,912	266,730	2,027,642
21-1702-0002	Ed/Human Sci Gen Travel	0	0.00	0	0.00	0	0	0	53,277	53,277
21-1702-0003	Ed/Human Sci Gen Faculty Recruiting	0	0.00	0	0.00	0	0	0	4,014	4,014
21-1702-0012	CEHS Student Recruitment	0	0.00	55,000	1.00	10,919	0	65,919	0	65,919
21-1702-0013	CEHS Student Services Center	0	0.00	457,852	9.00	178,992	0	636,844	0	636,844
21-1702-5701	CEHS Deliv Fees&Tuition-Dist Ed	0	0.00	0	0.00	0	0	0	1,663,629	1,663,629
21-1706-0001	Educational Admin	951,075	10.39	264,054	3.17	309,485	0	1,524,614	60,191	1,584,805
21-1707-0001	Educational Psychology	1,808,236	18.30	594,822	14.70	484,533	0	2,887,591	57,380	2,944,971
21-1708-0001	Teaching Learning & Teacher Education	2,167,615	23.73	540,390	12.92	555,924	0	3,263,929	133,802	3,397,731
21-1708-5102	POE-TLTE / CSMCE	13,812	0.10	0	0.00	0	0	13,812	0	13,812
21-1708-5103	POE-TLTE NU Teach-Sci Rm	130,809	2.01	0	0.00	0	0	130,809	0	130,809
21-1710-0001	Spec Educ&Communication Disorders	1,449,195	15.82	195,679	2.38	421,528	0	2,066,402	0	2,066,402
21-1713-0001	Pixel Lab	0	0.00	49,513	1.20	25,739	0	75,252	8,258	83,510
21-1714-1002	CYFS-Grad Std Travel	0	0.00	0	0.00	913	0	913	0	913
21-1714-5102	Chld Youth Fam Schl POE	108,865	1.14	121,554	2.41	0	0	230,419	0	230,419
21-1714-5103	POE-CYFS/MAP-Faculty Support	56,301	0.00	0	0.00	0	0	56,301	0	56,301
21-1727-0001	Child Youth & Fam Studies	1,063,355	13.54	249,770	6.03	327,543	0	1,640,668	84,972	1,725,640
21-1727-5102	POE Educare Master Teacher	50,900	1.00	0	0.00	0	0	50,900	40,377	91,277
21-1736-0001	Nutrition & Health Sciences	1,111,205	12.05	176,905	2.11	321,731	0	1,609,841	14,871	1,624,712
21-1736-0002	NHS- HRTM Teaching	0	0.00	0	0.00	48,443	0	48,443	0	48,443
21-1736-5102	POE Nutr Health Sci Genomics	103,968	1.34	0	0.00	0	0	103,968	0	103,968
21-1737-0001	Textiles Merchandising & Fashion Design	488,316	5.55	184,136	1.69	137,565	0	810,017	30,018	840,035
21-1767-0001	TMFD International Quilt Museum	0	0.00	53,512	0.98	36,614	0	90,126	4,000	94,126
21-1767-0002	TMFD/IQM Chancellor Funding	0	0.00	0	0.00	37,172	0	37,172	0	37,172
<b>TOTAL</b>	<b>10,052,238</b>	<b>105.99</b>	<b>5,111,068</b>	<b>88.82</b>	<b>3,420,611</b>	<b>0</b>	<b>18,583,917</b>	<b>2,474,661</b>	<b>21,058,578</b>	

**UNL-State General Fund-711 Revolving/Designated**

COST OBJECT	Dollar	FACULTY	NON FACULTY		EMPLOYEE BENEFITS	PERSONAL SERVICE CREDITS	TOTAL PERSONAL SERVICES	TOTAL OPERATING EXPENSES	TOTAL	
		FTE	Dollar	FTE						
22-1702-0001	CEHS GPIdea Funds	0	0.00	0	0.00	0	0	78,980	78,980	
22-1702-0002	CEHS Gen-Student Tech Fee	0	0.00	0	0.00	0	0	125,527	125,527	
22-1702-0005	CEHS Gen-Talent Golf Tournament	0	0.00	0	0.00	0	0	11,500	11,500	
22-1702-1001	CEHS GPIdea Dean Funds	0	0.00	149,841	3.00	57,620	0	207,461	0	207,461
22-1705-1001	CEHS Grad Std-ALTC	0	0.00	0	0.00	0	0	1,000	1,000	
22-1706-0001	Educational Admin Bur Ed Rsch & Service	0	0.00	0	0.00	0	0	58,326	58,326	
22-1707-0001	Educational Psychology Testing	0	0.00	16,085	0.25	0	0	16,085	0	16,085
22-1707-0002	Educational Psychology Lab Fees	0	0.00	0	0.00	0	0	7,000	7,000	
22-1708-0006	TLTE-Prof Services-Moeller	0	0.00	0	0.00	0	0	1,500	1,500	
22-1710-0001	Spec Educ&Communication Clinic	1,023,413	13.40	123,962	4.30	330,703	0	1,478,078	151,630	1,629,708
22-1710-0003	Spec Educ&Communic Disord Lab Fees	0	0.00	0	0.00	0	0	1,000	1,000	
22-1713-0001	Pixel Lab Service Center	0	0.00	160,895	4.00	57,831	0	218,726	112,000	330,726
22-1714-0004	CYFS/MAP Academy Combined Srv Ctr	229,161	3.00	214,225	4.00	86,082	0	529,468	0	529,468
22-1727-0002	Child Youth & Fam -Family Resource Cnt	12,492	0.20	0	0.00	5,186	0	17,678	4,500	22,178
22-1727-0004	CYAF Teaching Revolving/GPIDEA	154,562	2.66	15,084	0.42	76,446	0	246,092	0	246,092
22-1736-0002	Nutr & Hlth Sci Teaching Revolving	0	0.00	0	0.00	0	0	7,000	7,000	
22-1736-0003	NHS Athletic Fund-Rudy	92,553	1.00	0	0.00	28,105	0	120,658	0	120,658
22-1736-1003	NUTR 245 Lab Fee	0	0.00	0	0.00	0	0	4,000	4,000	
22-1736-1004	NUTR 344 Lab Fee	0	0.00	0	0.00	0	0	4,000	4,000	
22-1736-1051	NHS Dietetic Internship Application	0	0.00	0	0.00	0	0	1,800	1,800	

COST OBJECT LISTING BY SUB PROGRAM  
 2019-2020 GENERAL OPERATING BUDGET  
 UNIVERSITY OF NEBRASKA - LINCOLN  
 Excluding IANR and NCTA

**SUBPROGRAM #/NAME: 17 College of Education and Human Sciences**

**UNL-State General Fund-711 Revolving/Designated**

COST OBJECT	Dollar	FACULTY	NON FACULTY		EMPLOYEE BENEFITS	PERSONAL	TOTAL	TOTAL	TOTAL
		FTE	Dollar	FTE		SERVICE CREDITS	PERSONAL SERVICES	OPERATING EXPENSES	
22-1736-1053 NHS Exercise Science	0	0.00	0	0.00	0	0	0	10,000	10,000
22-1736-1054 NHS Martial Arts	0	0.00	0	0.00	0	0	0	1,000	1,000
22-1737-0001 Textiles Merchandis & Fashion Design Fee	0	0.00	0	0.00	0	0	0	2,921	2,921
<b>TOTAL</b>	<b>1,512,181</b>	<b>20.26</b>	<b>680,092</b>	<b>15.97</b>	<b>641,973</b>	<b>0</b>	<b>2,834,246</b>	<b>583,684</b>	<b>3,417,930</b>

**UNL-Federal Letter of Credit-716 Federal/Restricted**

COST OBJECT	Dollar	FACULTY	NON FACULTY		EMPLOYEE BENEFITS	PERSONAL	TOTAL	TOTAL	TOTAL
		FTE	Dollar	FTE		SERVICE CREDITS	PERSONAL SERVICES	OPERATING EXPENSES	
24-1708-0108001 US EDUC Indigenous Roots	0	0.00	12,455	0.15	2,439	0	14,894	0	14,894
24-1710-0119002 Parent Connectors Study of Peer Support	152,062	1.71	60,281	1.05	55,600	0	267,943	0	267,943
24-1710-0161001 US ED Mid-Plains Upgrade-Sensory Disabil	0	0.00	20,800	0.50	8,281	0	29,081	0	29,081
24-1710-0167001 US ED A Missing Link to a Better Tomorro	53,317	0.59	27,630	0.45	18,677	0	99,624	0	99,624
24-1714-0070001 US ED Efficacy Getting Ready Intervent	52,010	0.54	0	0.00	9,096	0	61,106	0	61,106
24-1714-0122001 US ED Early Learning Network Lead	0	0.00	45,661	1.00	9,523	0	55,184	0	55,184
24-1714-0132001 US ED ELC in Rural & Urban NE	56,320	0.74	96,504	2.30	42,286	0	195,110	0	195,110
24-1714-0132003 US ED Collab w/Assessment Team	0	0.00	53,040	1.00	17,969	0	71,009	0	71,009
24-1714-0134001 US ED CBC with Latino Students: Replicat	0	0.00	222,571	4.49	66,991	0	289,562	0	289,562
24-1714-0162001 DHHS Getting Ready 0-3 Year 3	0	0.00	16,319	0.47	3,270	0	19,589	0	19,589
24-1714-0181001 DHHS Getting Ready 0-3 Year 4	0	0.00	191,151	3.28	28,523	0	219,674	0	219,674
24-1714-0182001 US ED INSIGHTS	0	0.00	51,000	1.00	8,185	0	59,185	0	59,185
<b>TOTAL</b>	<b>313,709</b>	<b>3.58</b>	<b>797,412</b>	<b>15.68</b>	<b>270,840</b>	<b>0</b>	<b>1,381,961</b>	<b>0</b>	<b>1,381,961</b>

**UNL-Federal Advance-717 Federal/Restricted**

COST OBJECT	Dollar	FACULTY	NON FACULTY		EMPLOYEE BENEFITS	PERSONAL	TOTAL	TOTAL	TOTAL
		FTE	Dollar	FTE		SERVICE CREDITS	PERSONAL SERVICES	OPERATING EXPENSES	
25-1714-0096005 NSF WearTEC Gwen Nugent	11,484	0.12	0	0.00	3,264	0	14,748	0	14,748
25-1714-0141001 IPAS NSF Analysis of CSI Coaching	0	0.00	42,040	0.50	9,374	0	51,414	0	51,414
<b>TOTAL</b>	<b>11,484</b>	<b>0.12</b>	<b>42,040</b>	<b>0.50</b>	<b>12,638</b>	<b>0</b>	<b>66,162</b>	<b>0</b>	<b>66,162</b>

**UNL-Trust-Grant/Cont/Loan/End-718 Trust/Restricted**

COST OBJECT	Dollar	FACULTY	NON FACULTY		EMPLOYEE BENEFITS	PERSONAL	TOTAL	TOTAL	TOTAL
		FTE	Dollar	FTE		SERVICE CREDITS	PERSONAL SERVICES	OPERATING EXPENSES	
26-1701-0009001 NE HHS Data Exchange Informatics NUSS	0	0.00	53,852	1.00	24,483	0	78,335	0	78,335
26-1701-0010001 NE HHS Syndromic Surveillance - WHITE	0	0.00	0	0.00	382	0	382	0	382
26-1701-0011001 NE HHS Arboviral Ep & Surv - Hamik 2017	0	0.00	58,671	1.00	14,885	0	73,556	0	73,556
26-1701-0012001 NE HHS Influenze Surveillance - Williams	0	0.00	62,665	1.00	18,959	0	81,624	0	81,624
26-1701-0013001 NE HHS Syndromic Sur Epi-Gonzalez-2017	0	0.00	62,249	1.00	15,425	0	77,674	0	77,674
26-1701-0014001 NE HHS Enteric Epidemiologist-Carlson 20	0	0.00	59,740	1.00	17,445	0	77,185	0	77,185
26-1701-0016001 NE HHS National Violent Death Reporting	0	0.00	48,892	1.00	10,437	0	59,329	0	59,329
26-1701-0017001 NE HHS Immunization Info - Ballmer	0	0.00	54,050	1.00	9,306	0	63,356	0	63,356
26-1701-0018001 NE HHS Immunization Info - Klipic	0	0.00	60,775	1.00	16,107	0	76,882	0	76,882
26-1701-0019001 NE HHS Syndromic Surveillance Informatic	0	0.00	53,633	1.00	23,986	0	77,619	0	77,619
26-1701-0020001 NE HHS Cancer Registry Informatics Spec	0	0.00	59,976	1.00	14,478	0	74,454	0	74,454
26-1701-0021001 NE HHS Epidemiology Database Mgr - Ehrl	0	0.00	33,966	1.00	10,415	0	44,381	0	44,381
26-1701-0022001 NE HHS EHH Database Manager	0	0.00	35,178	1.00	14,407	0	49,585	0	49,585
26-1701-0023001 NE HHS Epidemiology Surveillance Enhance	0	0.00	89,683	1.00	29,965	0	119,648	0	119,648
26-1701-0024001 NE HHS Oral Health Epidemiology - Wani 2	0	0.00	54,000	1.00	9,219	0	63,219	0	63,219
26-1708-0122001 NE EDUC Project PARA 2018-2019	0	0.00	23,269	0.50	8,739	0	32,008	0	32,008
26-1710-0101001 FFBH Randomized Clinical Trial InHome	27,234	0.30	12,556	0.25	9,845	0	49,635	0	49,635

COST OBJECT LISTING BY SUB PROGRAM  
 2019-2020 GENERAL OPERATING BUDGET  
 UNIVERSITY OF NEBRASKA - LINCOLN  
 Excluding IANR and NCTA

**SUBPROGRAM #/NAME: 17 College of Education and Human Sciences**

**UNL-Trust-Grant/Cont/Loan/End-718 Trust/Restricted**

COST OBJECT	Dollar	FACULTY	NON FACULTY		EMPLOYEE BENEFITS	PERSONAL SERVICE CREDITS	TOTAL PERSONAL SERVICES	TOTAL OPERATING EXPENSES	TOTAL	
		FTE	Dollar	FTE						
26-1710-0150001	FFBH Research Agreement - ACFW and FFB	19,583	0.20	0	0.00	5,409	0	24,992	0	24,992
26-1710-0188001	IPAS NE ED ASD Network 18-19	0	0.00	212,436	3.00	59,367	0	271,803	0	271,803
26-1710-0190001	NE ED Visual Impairment Program 2018-19	73,000	1.00	0	0.00	16,098	0	89,098	0	89,098
26-1714-0113002	BECI Superintendent ECP Year 4	0	0.00	44,812	0.75	12,036	0	56,848	0	56,848
26-1714-0147001	WKK FDN Early Childhood Plan Evaluation	0	0.00	121,049	1.50	23,114	0	144,163	0	144,163
26-1714-0148001	NDE Multi-Tier Syst Spt Impl Spt Team	0	0.00	0	0.00	673	0	673	0	673
26-1714-0166001	NDE Getting Ready NE Part C	0	0.00	4,533	0.13	1,059	0	5,592	0	5,592
26-1714-0185001	NDE MTSS Impl Spt Team 2018-2019	15,300	0.20	243,075	3.00	57,605	0	315,980	0	315,980
26-1714-0186001	BUFFETT Educare Evaluation 2018-2019	0	0.00	36,669	0.50	6,494	0	43,163	0	43,163
26-1714-0191001	BECI Superintendent ECP: Evaluation P-5	0	0.00	58,365	1.00	15,829	0	74,194	0	74,194
26-1727-0044001	UNMC Social/Emotional Development	0	0.00	36,670	0.50	10,977	0	47,647	0	47,647
26-1736-0038001	IPAS REGION 6 OCC Block Grant FY19	0	0.00	51,511	1.00	12,870	0	64,381	0	64,381
26-1736-0039001	NOHS Reduce High-Risk Drinking 2018-19	0	0.00	88,995	1.00	30,764	0	119,759	0	119,759
26-1737-0003001	Othmer Match for A James Fund-James; M.	5,000	0.00	0	0.00	1,741	0	6,741	0	6,741
26-1737-6986001	Ardis James/Othmer Prof-James; M.	5,000	0.00	0	0.00	0	0	5,000	0	5,000
27-1702-0699001	Osher Lifelong Learning Endowment	0	0.00	75,498	1.60	24,022	0	99,520	0	99,520
27-1702-1031001	Tinstman Professorship-Carr; T.	10,000	0.00	0	0.00	0	0	10,000	0	10,000
27-1702-1388101	B&R Robinson Prof Ext#Stipend	3,000	0.00	0	0.00	0	0	3,000	0	3,000
27-1702-1873001	Joan Jelinek Riebow Fund	0	0.00	51,409	0.50	15,182	0	66,591	0	66,591
27-1702-3397001	Wes Meierhenry Professorship Stipend	15,000	0.00	0	0.00	0	0	15,000	0	15,000
27-1702-3674001	Edith S Greer Professorship Stipend	5,000	0.00	0	0.00	0	0	5,000	0	5,000
27-1702-4276001	Gilmartin Professorship-Heaton; Ruth	10,000	0.00	0	0.00	0	0	10,000	0	10,000
27-1702-4765001	Teachers Scholars Academy Fund	0	0.00	54,000	1.00	7,800	0	61,800	0	61,800
27-1702-5774201	Melvin & Jane Nore Prof-Scharmman; L.	10,000	0.00	0	0.00	0	0	10,000	0	10,000
27-1702-8082001	CEHS General Development	0	0.00	11,805	0.32	7,213	0	19,018	0	19,018
27-1705-0751001	Kit & Dick Schmoker Reading Center	53,679	0.63	0	0.00	12,189	0	65,868	0	65,868
27-1710-5699001	Barkley Trust (W. E. Barkley)	602,653	4.79	347,207	5.50	186,472	0	1,136,332	0	1,136,332
27-1710-5699020	Cynthia Cress Bridge Fnd	0	0.00	0	0.00	99	0	99	0	99
27-1714-0051001	George Holmes University Prof-Sheridan	15,000	0.00	0	0.00	0	0	15,000	0	15,000
27-1767-1996001	Robert & Ardis James Curatorship	0	0.00	16,689	0.31	0	0	16,689	0	16,689
27-1767-2720101	James Endow Exec Director	0	0.00	41,468	0.40	0	0	41,468	0	41,468
27-1767-3605001	R&A James QH Operations	0	0.00	254,473	5.29	89,211	0	343,684	0	343,684
<b>TOTAL</b>	<b>869,449</b>	<b>7.12</b>	<b>2,573,819</b>	<b>42.04</b>	<b>844,707</b>	<b>0</b>	<b>4,287,975</b>	<b>0</b>	<b>4,287,975</b>	

**UNL-Auxiliary-719 Auxiliaries & Services/Restricted**

COST OBJECT	Dollar	FACULTY	NON FACULTY		EMPLOYEE BENEFITS	PERSONAL SERVICE CREDITS	TOTAL PERSONAL SERVICES	TOTAL OPERATING EXPENSES	TOTAL	
		FTE	Dollar	FTE						
23-1702-0002	CEHS-OLLI Class Fees	0	0.00	115,325	3.00	39,369	0	154,694	37,000	191,694
23-1712-0001	Buros Institute	185,839	1.59	555,979	8.90	163,355	0	905,173	201,631	1,106,804
23-1712-0002	Buros Center Admin Services	32,928	0.25	16,782	0.33	10,558	0	60,268	0	60,268
23-1712-0004	Buros Psychometric Consulting	0	0.00	309,302	3.83	72,180	0	381,482	0	381,482
23-1727-0001	CYAF Child Development Lab	126,291	3.07	90,021	2.00	70,100	0	286,412	51,438	337,850
23-1767-0002	TMFQ IQM Admin/Operating	0	0.00	58,864	1.23	10,806	0	69,670	38,385	108,055
<b>TOTAL</b>	<b>345,058</b>	<b>4.91</b>	<b>1,146,273</b>	<b>19.29</b>	<b>366,368</b>	<b>0</b>	<b>1,857,699</b>	<b>328,454</b>	<b>2,186,153</b>	

**SUB PROGRAM TOTAL 13,104,119 142 10,350,704 182 5,557,137 0 29,011,960 3,386,799 32,398,759**

**SUBPROGRAM #/NAME: 20 Academic Services & Enrollment Management**

COST OBJECT LISTING BY SUB PROGRAM  
 2019-2020 GENERAL OPERATING BUDGET  
 UNIVERSITY OF NEBRASKA - LINCOLN  
 Excluding IANR and NCTA

**SUBPROGRAM #/NAME: 20 Academic Services & Enrollment Management**

**UNL-State General Fund-711 State & University Generated/Unrestricted**

COST OBJECT	Dollar	FACULTY	NON FACULTY		EMPLOYEE BENEFITS	PERSONAL	TOTAL	TOTAL	TOTAL	
		FTE	Dollar	FTE		SERVICE CREDITS	PERSONAL SERVICES	OPERATING EXPENSES		
21-2001-0001	ASEM Dean's Office	0	0.00	816,178	2.00	78,330	0	894,508	0	894,508
21-2001-0201	ASEM Operations and Strategy	0	0.00	153,000	2.00	26,930	0	179,930	153,677	333,607
21-2001-0301	NCPA	0	0.00	243,881	2.00	139,658	0	383,539	0	383,539
21-2001-0401	ASEM Marketing	0	0.00	93,636	1.00	0	0	93,636	0	93,636
21-2001-1001	ASEM Business	0	0.00	156,549	3.00	52,517	0	209,066	0	209,066
21-2001-5701	ASEM Exec-Distance Ed	0	0.00	266,460	5.00	0	0	266,460	466,753	733,213
21-2002-5701	ASEM Marketing Dist Ed	0	0.00	51,287	1.00	0	0	51,287	0	51,287
21-2006-0001	New Student Enrollment	0	0.00	216,814	3.12	59,299	0	276,113	0	276,113
21-2007-0001	Admissions	0	0.00	468,721	8.00	109,397	0	578,118	0	578,118
21-2007-0101	External Recruitment	0	0.00	430,951	7.00	106,177	0	537,128	0	537,128
21-2007-0201	On-Campus Exp	0	0.00	117,986	2.00	40,690	0	158,676	0	158,676
21-2007-0301	Outreach Programs	0	0.00	102,624	2.00	29,654	0	132,278	0	132,278
21-2008-0001	Registrar's Office	0	0.00	942,851	25.06	277,795	0	1,220,646	91,551	1,312,197
21-2009-0001	Husker Hub-State	0	0.00	404,427	8.00	46,591	0	451,018	0	451,018
21-2011-0001	Scholarship/Financial Aid	0	0.00	962,933	22.00	370,057	0	1,332,990	56,668	1,389,658
21-2012-0001	NCPA	0	0.00	32,968	1.00	0	0	32,968	0	32,968
21-2012-1001	NCPA-Grand Island	0	0.00	35,197	1.00	0	0	35,197	0	35,197
<b>TOTAL</b>		<b>0</b>	<b>0.00</b>	<b>5,496,463</b>	<b>95.18</b>	<b>1,337,095</b>	<b>0</b>	<b>6,833,558</b>	<b>768,649</b>	<b>7,602,207</b>

**UNL-State General Fund-711 Revolving/Designated**

COST OBJECT	Dollar	FACULTY	NON FACULTY		EMPLOYEE BENEFITS	PERSONAL	TOTAL	TOTAL	TOTAL	
		FTE	Dollar	FTE		SERVICE CREDITS	PERSONAL SERVICES	OPERATING EXPENSES		
22-2001-0001	ASEM Dean's Revolving	0	0.00	61,500	1.00	16,656	0	78,156	0	78,156
22-2001-0201	ASEM Operations and Strategy	0	0.00	75,000	1.00	0	0	75,000	0	75,000
22-2001-0401	ASEM Marketing - Rvlg	0	0.00	667,407	13.00	0	0	667,407	0	667,407
22-2002-0001	ASEM Marketing - Rvlg	0	0.00	43,000	1.00	10,005	0	53,005	248,900	301,905
22-2006-0001	New Student Enrollment - Rvlg	0	0.00	285,682	2.00	72,545	0	358,227	216,900	575,127
22-2006-1002	NSE-International Rvlg	0	0.00	35,000	0.00	275	0	35,275	0	35,275
22-2007-0001	Admissions Rvlg-General Operations	0	0.00	457,513	14.00	134,772	0	592,285	737,900	1,330,185
22-2007-0101	External Recruitment - Rvlg	0	0.00	1,184,855	28.00	273,269	0	1,458,124	0	1,458,124
22-2007-0201	On-Campus Exp - Rvlg	0	0.00	331,493	6.00	38,274	0	369,767	141,700	511,467
22-2007-0301	Outreach Programs - Rvlg	0	0.00	184,492	4.22	34,725	0	219,217	2,150	221,367
22-2007-1103	ADM-International - Rvlg	0	0.00	0	0.00	0	0	0	37,700	37,700
22-2007-1201	Events - Rvlg	0	0.00	0	0.00	0	0	0	49,600	49,600
22-2007-1202	Campus Visits - Rvlg	0	0.00	0	0.00	0	0	0	131,900	131,900
22-2008-0002	Registrar's Office-Athletic Cert Rev	0	0.00	152,533	3.49	62,885	0	215,418	0	215,418
22-2008-0003	Registrar's Office-Tech Fee	0	0.00	278,252	6.00	84,271	0	362,523	0	362,523
22-2009-0001	Husker Hub-Rev	0	0.00	107,247	3.00	13,657	0	120,904	25,000	145,904
<b>TOTAL</b>		<b>0</b>	<b>0.00</b>	<b>3,863,974</b>	<b>82.70</b>	<b>741,334</b>	<b>0</b>	<b>4,605,308</b>	<b>1,591,750</b>	<b>6,197,058</b>

**SUB PROGRAM TOTAL**

**SUBPROGRAM #/NAME: 22 Other Instruction or Research**

**UNL-State General Fund-711 State & University Generated/Unrestricted**

COST OBJECT	Dollar	FACULTY	NON FACULTY		EMPLOYEE BENEFITS	PERSONAL	TOTAL	TOTAL	TOTAL	
		FTE	Dollar	FTE		SERVICE CREDITS	PERSONAL SERVICES	OPERATING EXPENSES		
21-2209-0001	Air Science	0	0.00	30,874	1.00	15,920	0	46,794	8,373	55,167
21-2210-0001	Military Science	0	0.00	22,924	0.75	7,170	0	30,094	11,758	41,852
21-2211-0001	Naval Science	0	0.00	23,328	0.75	15,107	0	38,435	7,072	45,507



COST OBJECT LISTING BY SUB PROGRAM  
 2019-2020 GENERAL OPERATING BUDGET  
 UNIVERSITY OF NEBRASKA - LINCOLN  
 Excluding IANR and NCTA

**SUBPROGRAM #/NAME: 22 Other Instruction or Research**

**UNL-State General Fund-711 State & University Generated/Unrestricted**

COST OBJECT	Dollar	FACULTY	NON FACULTY		EMPLOYEE BENEFITS	PERSONAL SERVICE CREDITS	TOTAL PERSONAL SERVICES	TOTAL OPERATING EXPENSES	TOTAL
		FTE	Dollar	FTE					
21-2212-0001 Special Events Commencement	0	0.00	5,462	0.20	2,787	0	8,249	183,083	191,332
21-2212-0002 Special Events Convocations	0	0.00	0	0.00	0	0	0	4,006	4,006
21-2212-0003 Special Events Honors Day	0	0.00	0	0.00	0	0	0	14,410	14,410
21-2214-0001 Misc Genera Expens Bad Debt Expens Tuit	0	0.00	0	0.00	0	0	0	500,000	500,000
21-2215-0001 Workstudy Matching Control	0	0.00	152,372	0.00	0	0	152,372	0	152,372
<b>TOTAL</b>	<b>0</b>	<b>0.00</b>	<b>234,960</b>	<b>2.70</b>	<b>40,984</b>	<b>0</b>	<b>275,944</b>	<b>728,702</b>	<b>1,004,646</b>

**UNL-State General Fund-711 Revolving/Designated**

COST OBJECT	Dollar	FACULTY	NON FACULTY		EMPLOYEE BENEFITS	PERSONAL SERVICE CREDITS	TOTAL PERSONAL SERVICES	TOTAL OPERATING EXPENSES	TOTAL
		FTE	Dollar	FTE					
22-2299-0010 Budget Adjustmen Revolving Budget Adjus	0	0.00	0	0.00	0	0	0	-839,043	-839,043
<b>TOTAL</b>	<b>0</b>	<b>0.00</b>	<b>0</b>	<b>0.00</b>	<b>0</b>	<b>0</b>	<b>0</b>	<b>-839,043</b>	<b>-839,043</b>

**SUB PROGRAM TOTAL**      **0**      **0**      **234,960**      **3**      **40,984**      **0**      **275,944**      **-110,341**      **165,603**

**SUBPROGRAM #/NAME: 23 Student Aid**

**UNL-State General Fund-711 State & University Generated/Unrestricted**

COST OBJECT	Dollar	FACULTY	NON FACULTY		EMPLOYEE BENEFITS	PERSONAL SERVICE CREDITS	TOTAL PERSONAL SERVICES	TOTAL OPERATING EXPENSES	TOTAL
		FTE	Dollar	FTE					
21-2313-0001 Univ Tuition Assist Grants	0	0.00	0	0.00	0	0	0	649,715	649,715
21-2313-0002 Need Based Aid-UNOG	0	0.00	0	0.00	0	0	0	2,598,867	2,598,867
21-2313-0003 Need Based Aid-Tuit Assist Pgm	0	0.00	0	0.00	0	0	0	2,165,716	2,165,716
<b>TOTAL</b>	<b>0</b>	<b>0.00</b>	<b>0</b>	<b>0.00</b>	<b>0</b>	<b>0</b>	<b>0</b>	<b>5,414,298</b>	<b>5,414,298</b>

**SUB PROGRAM TOTAL**      **0**      **0**      **0**      **0**      **0**      **0**      **0**      **5,414,298**      **5,414,298**

**SUBPROGRAM #/NAME: 24 International Programs**

**UNL-State General Fund-711 State & University Generated/Unrestricted**

COST OBJECT	Dollar	FACULTY	NON FACULTY		EMPLOYEE BENEFITS	PERSONAL SERVICE CREDITS	TOTAL PERSONAL SERVICES	TOTAL OPERATING EXPENSES	TOTAL
		FTE	Dollar	FTE					
21-2402-0002 International Student Fee Supp	0	0.00	122,571	2.00	40,625	0	163,196	0	163,196
21-2405-0001 Education Abroad State Aided	0	0.00	230,573	4.34	55,274	0	285,847	19,620	305,467
21-2407-0001 ISSO-Intrntl Stdt Scholar Office	0	0.00	278,191	6.00	80,465	0	358,656	34,496	393,152
<b>TOTAL</b>	<b>0</b>	<b>0.00</b>	<b>631,335</b>	<b>12.34</b>	<b>176,364</b>	<b>0</b>	<b>807,699</b>	<b>54,116</b>	<b>861,815</b>

**UNL-State General Fund-711 Revolving/Designated**

COST OBJECT	Dollar	FACULTY	NON FACULTY		EMPLOYEE BENEFITS	PERSONAL SERVICE CREDITS	TOTAL PERSONAL SERVICES	TOTAL OPERATING EXPENSES	TOTAL
		FTE	Dollar	FTE					
22-2405-0001 Education Abroad Revolving	0	0.00	110,605	2.66	23,783	0	134,388	0	134,388
<b>TOTAL</b>	<b>0</b>	<b>0.00</b>	<b>110,605</b>	<b>2.66</b>	<b>23,783</b>	<b>0</b>	<b>134,388</b>	<b>0</b>	<b>134,388</b>

**UNL-Auxiliary-719 Auxiliaries & Services/Restricted**

COST OBJECT	Dollar	FACULTY	NON FACULTY		EMPLOYEE BENEFITS	PERSONAL SERVICE CREDITS	TOTAL PERSONAL SERVICES	TOTAL OPERATING EXPENSES	TOTAL
		FTE	Dollar	FTE					
23-2405-0003 Education Abroad Fees	0	0.00	0	0.00	0	0	0	1,605,000	1,605,000
<b>TOTAL</b>	<b>0</b>	<b>0.00</b>	<b>0</b>	<b>0.00</b>	<b>0</b>	<b>0</b>	<b>0</b>	<b>1,605,000</b>	<b>1,605,000</b>

COST OBJECT LISTING BY SUB PROGRAM  
 2019-2020 GENERAL OPERATING BUDGET  
 UNIVERSITY OF NEBRASKA - LINCOLN  
 Excluding IANR and NCTA

<b>SUB PROGRAM TOTAL</b>	0	0	741,940	15	200,147	0	942,087	1,659,116	2,601,203
--------------------------	---	---	---------	----	---------	---	---------	-----------	-----------

**SUBPROGRAM #/NAME: 25 Instruction Budget Adjustments**

**UNL-State General Fund-711 State & University Generated/Unrestricted**

COST OBJECT	Dollar	FACULTY FTE	NON FACULTY Dollar	FTE	EMPLOYEE BENEFITS	PERSONAL SERVICE CREDITS	TOTAL PERSONAL SERVICES	TOTAL OPERATING EXPENSES	TOTAL
21-2599-0001 BDGT ADJ PERM BDG	311,210	0.00	18,108,410	0.00	0	0	18,419,620	-28,374,358	-9,954,738
21-2599-0009 Budget Adj-Strategic Faculty Salary Fund	0	0.00	0	0.00	0	0	0	712,269	712,269
21-2599-0010 Budget Adjust Benefit Variance Allowance	0	0.00	0	0.00	6,449,510	0	6,449,510	0	6,449,510
21-2599-0015 Bdgt Adj Ops Var	0	0.00	1,000,000	0.00	0	0	1,000,000	0	1,000,000
21-2599-0016 Bdgt Adj Interntl Student Recruit	0	0.00	0	0.00	0	0	0	2,335,026	2,335,026
21-2599-0020 FY18 BRT/Budget Rescissions	0	0.00	0	0.00	0	0	0	200,155	200,155
21-2599-0021 FY19 BRT/Budget Rescissions	0	0.00	0	0.00	0	0	0	-1,801,584	-1,801,584
21-2599-5701 Budget Adj Distance Ed	0	0.00	0	0.00	0	0	0	6,998,641	6,998,641
<b>TOTAL</b>	<b>311,210</b>	<b>0.00</b>	<b>19,108,410</b>	<b>0.00</b>	<b>6,449,510</b>	<b>0</b>	<b>25,869,130</b>	<b>-19,929,851</b>	<b>5,939,279</b>

**UNL-State General Fund-711 Cash & Student Contracts/Designated**

COST OBJECT	Dollar	FACULTY FTE	NON FACULTY Dollar	FTE	EMPLOYEE BENEFITS	PERSONAL SERVICE CREDITS	TOTAL PERSONAL SERVICES	TOTAL OPERATING EXPENSES	TOTAL
21-2599-4007 Budget Adjustm Unalloc F&A	0	0.00	0	0.00	0	0	0	21,509,318	21,509,318
<b>TOTAL</b>	<b>0</b>	<b>0.00</b>	<b>0</b>	<b>0.00</b>	<b>0</b>	<b>0</b>	<b>0</b>	<b>21,509,318</b>	<b>21,509,318</b>
<b>SUB PROGRAM TOTAL</b>	<b>311,210</b>	<b>0</b>	<b>19,108,410</b>	<b>0</b>	<b>6,449,510</b>	<b>0</b>	<b>25,869,130</b>	<b>1,579,467</b>	<b>27,448,597</b>

**SUBPROGRAM #/NAME: 27 Television and Radio**

**UNL-State General Fund-711 State & University Generated/Unrestricted**

COST OBJECT	Dollar	FACULTY FTE	NON FACULTY Dollar	FTE	EMPLOYEE BENEFITS	PERSONAL SERVICE CREDITS	TOTAL PERSONAL SERVICES	TOTAL OPERATING EXPENSES	TOTAL
21-2701-0001 University Television	0	0.00	1,495,404	29.53	648,434	0	2,143,838	15	2,143,853
<b>TOTAL</b>	<b>0</b>	<b>0.00</b>	<b>1,495,404</b>	<b>29.53</b>	<b>648,434</b>	<b>0</b>	<b>2,143,838</b>	<b>15</b>	<b>2,143,853</b>

**UNL-State General Fund-711 Revolving/Designated**

COST OBJECT	Dollar	FACULTY FTE	NON FACULTY Dollar	FTE	EMPLOYEE BENEFITS	PERSONAL SERVICE CREDITS	TOTAL PERSONAL SERVICES	TOTAL OPERATING EXPENSES	TOTAL
22-2701-0001 University Television Revolving	0	0.00	5,285,484	97.20	1,560,927	0	6,846,411	1,390,548	8,236,959
<b>TOTAL</b>	<b>0</b>	<b>0.00</b>	<b>5,285,484</b>	<b>97.20</b>	<b>1,560,927</b>	<b>0</b>	<b>6,846,411</b>	<b>1,390,548</b>	<b>8,236,959</b>

**UNL-Trust-Grant/Cont/Loan/End-718 Trust/Restricted**

COST OBJECT	Dollar	FACULTY FTE	NON FACULTY Dollar	FTE	EMPLOYEE BENEFITS	PERSONAL SERVICE CREDITS	TOTAL PERSONAL SERVICES	TOTAL OPERATING EXPENSES	TOTAL
26-2701-2018001 CPB CSG 2018 NETC	0	0.00	535,437	8.80	166,497	0	701,934	0	701,934
<b>TOTAL</b>	<b>0</b>	<b>0.00</b>	<b>535,437</b>	<b>8.80</b>	<b>166,497</b>	<b>0</b>	<b>701,934</b>	<b>0</b>	<b>701,934</b>
<b>SUB PROGRAM TOTAL</b>	<b>0</b>	<b>0</b>	<b>7,316,325</b>	<b>136</b>	<b>2,375,858</b>	<b>0</b>	<b>9,692,183</b>	<b>1,390,563</b>	<b>11,082,746</b>

**SUBPROGRAM #/NAME: 28 Museums and Art Gallery**

**UNL-State General Fund-711 State & University Generated/Unrestricted**

COST OBJECT	Dollar	FACULTY FTE	NON FACULTY Dollar	FTE	EMPLOYEE BENEFITS	PERSONAL SERVICE CREDITS	TOTAL PERSONAL SERVICES	TOTAL OPERATING EXPENSES	TOTAL
21-2805-0001 Museum	138,902	1.00	772,545	12.43	293,906	0	1,205,353	0	1,205,353

COST OBJECT LISTING BY SUB PROGRAM  
 2019-2020 GENERAL OPERATING BUDGET  
 UNIVERSITY OF NEBRASKA - LINCOLN  
 Excluding IANR and NCTA

**SUBPROGRAM #/NAME: 28 Museums and Art Gallery**

**UNL-State General Fund-711 State & University Generated/Unrestricted**

COST OBJECT	Dollar	FACULTY	NON FACULTY		EMPLOYEE BENEFITS	PERSONAL SERVICE CREDITS	TOTAL PERSONAL SERVICES	TOTAL OPERATING EXPENSES	TOTAL
		FTE	Dollar	FTE					
21-2805-0004 Museum-Trailside	0	0.00	34,390	0.86	8,221	0	42,611	0	42,611
21-2805-0006 Museum-Ashfall Park	0	0.00	50,920	0.95	16,837	0	67,757	34,207	101,964
21-2811-0001 Art Gallery	577	0.00	972,406	18.09	253,364	0	1,226,347	66,836	1,293,183
<b>TOTAL</b>	<b>139,479</b>	<b>1.00</b>	<b>1,830,261</b>	<b>32.34</b>	<b>572,328</b>	<b>0</b>	<b>2,542,068</b>	<b>101,043</b>	<b>2,643,111</b>

**UNL-State General Fund-711 Revolving/Designated**

COST OBJECT	Dollar	FACULTY	NON FACULTY		EMPLOYEE BENEFITS	PERSONAL SERVICE CREDITS	TOTAL PERSONAL SERVICES	TOTAL OPERATING EXPENSES	TOTAL
		FTE	Dollar	FTE					
22-2805-0001 Museum-Mueller Planetarium	0	0.00	55,004	1.65	15,152	0	70,156	19,635	89,791
22-2805-0003 Museum Memberships	0	0.00	12,263	0.31	695	0	12,958	8,000	20,958
22-2805-0004 Museum-Ashfall Ed Program	0	0.00	54,391	1.23	17,007	0	71,398	21,773	93,171
22-2811-0001 Sheldon Art Gallery - Art Exhibit Pgm	0	0.00	165,960	4.13	64,083	0	230,043	27,300	257,343
22-2811-0002 Sheldon Art Gallery-Facility/Security Fe	0	0.00	0	0.00	0	0	0	6,500	6,500
<b>TOTAL</b>	<b>0</b>	<b>0.00</b>	<b>287,618</b>	<b>7.32</b>	<b>96,937</b>	<b>0</b>	<b>384,555</b>	<b>83,208</b>	<b>467,763</b>

**UNL-Trust-Grant/Cont/Loan/End-718 Trust/Restricted**

COST OBJECT	Dollar	FACULTY	NON FACULTY		EMPLOYEE BENEFITS	PERSONAL SERVICE CREDITS	TOTAL PERSONAL SERVICES	TOTAL OPERATING EXPENSES	TOTAL
		FTE	Dollar	FTE					
26-2805-0006001 E F Schramm Fund	0	0.00	14,427	0.29	4,902	0	19,329	0	19,329
26-2805-0009001 Mueller Planetarium Fund	0	0.00	11,665	0.25	3,238	0	14,903	0	14,903
26-2805-0012001 Dolly Hagan Fund	0	0.00	10,859	0.20	906	0	11,765	0	11,765
26-2805-0015022 NDOR Roads 2018-19 Highway Paleo Salvage	0	0.00	106,879	2.00	25,452	0	132,331	0	132,331
26-2805-0017001 Museum Education Department	0	0.00	34,530	0.79	8,876	0	43,406	0	43,406
26-2805-0028001 Encounter Center Operations	0	0.00	2,211	0.05	635	0	2,846	0	2,846
26-2805-0029001 Museum Donations	0	0.00	82,726	1.92	13,998	0	96,724	0	96,724
26-2805-0055001 T Mylan Stout Fund	0	0.00	94,360	2.02	26,246	0	120,606	0	120,606
26-2805-0112001 NET - Exhibits and Virtual Field Trips	0	0.00	47,229	1.18	16,656	0	63,885	0	63,885
27-2811-0007001 Schweser Fund	0	0.00	51,072	1.40	22,334	0	73,406	0	73,406
<b>TOTAL</b>	<b>0</b>	<b>0.00</b>	<b>455,958</b>	<b>10.10</b>	<b>123,243</b>	<b>0</b>	<b>579,201</b>	<b>0</b>	<b>579,201</b>

**UNL-Auxiliary-719 Auxiliaries & Services/Restricted**

COST OBJECT	Dollar	FACULTY	NON FACULTY		EMPLOYEE BENEFITS	PERSONAL SERVICE CREDITS	TOTAL PERSONAL SERVICES	TOTAL OPERATING EXPENSES	TOTAL
		FTE	Dollar	FTE					
23-2805-0001 Museum Shop	0	0.00	38,476	1.01	9,959	0	48,435	64,476	112,911
23-2805-0002 Museum Shop Trailside	0	0.00	10,374	0.26	1,878	0	12,252	16,303	28,555
23-2805-0003 Ashfall Museum Shop	0	0.00	12,864	0.32	3,394	0	16,258	0	16,258
23-2805-0005 Virtual Field Trips-Morrill Hall	0	0.00	13,376	0.36	4,710	0	18,086	10,123	28,209
23-2805-0006 Virtual Field Trips-Ashfall	0	0.00	4,875	0.14	8,565	0	13,440	0	13,440
<b>TOTAL</b>	<b>0</b>	<b>0.00</b>	<b>79,965</b>	<b>2.09</b>	<b>28,506</b>	<b>0</b>	<b>108,471</b>	<b>90,902</b>	<b>199,373</b>
<b>SUB PROGRAM TOTAL</b>	<b>139,479</b>	<b>1</b>	<b>2,653,802</b>	<b>52</b>	<b>821,014</b>	<b>0</b>	<b>3,614,295</b>	<b>275,153</b>	<b>3,889,448</b>

**SUBPROGRAM #/NAME: 30 Extended Education**

**UNL-State General Fund-711 State & University Generated/Unrestricted**

COST OBJECT	Dollar	FACULTY	NON FACULTY		EMPLOYEE BENEFITS	PERSONAL SERVICE CREDITS	TOTAL PERSONAL SERVICES	TOTAL OPERATING EXPENSES	TOTAL
		FTE	Dollar	FTE					
21-3001-0001 Center for Transformative Teaching	0	0.00	0	0.00	0	0	0	54,795	54,795
<b>TOTAL</b>	<b>0</b>	<b>0.00</b>	<b>0</b>	<b>0.00</b>	<b>0</b>	<b>0</b>	<b>0</b>	<b>54,795</b>	<b>54,795</b>

COST OBJECT LISTING BY SUB PROGRAM  
 2019-2020 GENERAL OPERATING BUDGET  
 UNIVERSITY OF NEBRASKA - LINCOLN  
 Excluding IANR and NCTA

**SUBPROGRAM #/NAME: 30 Extended Education**

**UNL-State General Fund-711 Revolving/Designated**

COST OBJECT	Dollar	FACULTY	NON FACULTY		EMPLOYEE BENEFITS	PERSONAL SERVICE CREDITS	TOTAL PERSONAL SERVICES	TOTAL OPERATING EXPENSES	TOTAL
		FTE	Dollar	FTE					
22-3001-0002 CTT Revolving	0	0.00	1,007,674	16.00	274,860	0	1,282,534	0	1,282,534
<b>TOTAL</b>	<b>0</b>	<b>0.00</b>	<b>1,007,674</b>	<b>16.00</b>	<b>274,860</b>	<b>0</b>	<b>1,282,534</b>	<b>0</b>	<b>1,282,534</b>
<b>SUB PROGRAM TOTAL</b>	<b>0</b>	<b>0</b>	<b>1,007,674</b>	<b>16</b>	<b>274,860</b>	<b>0</b>	<b>1,282,534</b>	<b>54,795</b>	<b>1,337,329</b>

**SUBPROGRAM #/NAME: 32 Research Initiative**

**SUBPROGRAM #/NAME: 33 Facilities Mgmt & Planning**

**UNL-State General Fund-711 State & University Generated/Unrestricted**

COST OBJECT	Dollar	FACULTY	NON FACULTY		EMPLOYEE BENEFITS	PERSONAL SERVICE CREDITS	TOTAL PERSONAL SERVICES	TOTAL OPERATING EXPENSES	TOTAL
		FTE	Dollar	FTE					
21-3301-0010 FMO Administration	0	0.00	289,968	0.00	0	0	289,968	2,346	292,314
21-3301-0011 Facilities Business Sys Supp	0	0.00	337,923	5.00	92,354	0	430,277	7,900	438,177
21-3301-0012 Sustainability	0	0.00	90,184	1.00	27,021	0	117,205	28,810	146,015
21-3301-0043 Facilities Business Operations	0	0.00	543,481	9.60	159,878	0	703,359	38,300	741,659
21-3305-0001 Facilities Mgmt Plan & Constrc	0	0.00	272,774	0.00	0	0	272,774	61,224	333,998
21-3306-0005 Bldg Rpr & Maint-Control Sys Maint Div	0	0.00	3,396,865	50.00	866,864	0	4,263,729	1,381,559	5,645,288
21-3306-0006 BSM Required Deferred Maint	0	0.00	0	0.00	0	0	0	208,316	208,316
21-3306-1002 BSM-Mgm Salaries	0	0.00	696,752	6.00	156,178	0	852,930	0	852,930
21-3307-0001 Custodial	0	0.00	6,286,819	199.00	2,350,538	0	8,637,357	472,457	9,109,814
21-3309-0001 Utility Operations	0	0.00	0	0.00	0	0	0	24,555,729	24,555,729
21-3309-0005 Wireless	0	0.00	0	0.00	0	0	0	225,000	225,000
21-3312-0001 Landscape Services	0	0.00	1,354,897	22.38	266,016	0	1,620,913	418,103	2,039,016
21-3312-1001 Landscape Srv-Mgm Sal	0	0.00	334,734	4.00	102,101	0	436,835	0	436,835
21-3313-0001 Recycling Program	0	0.00	0	0.00	0	0	0	30,000	30,000
21-3313-0002 Waste Management	0	0.00	134,191	2.25	23,954	0	158,145	18,784	176,929
21-3314-0001 Rental Physical Plant Property	0	0.00	0	0.00	0	0	0	148,939	148,939
21-3315-0001 Automation & Energy Management	0	0.00	1,328,214	18.00	165,543	0	1,493,757	307,000	1,800,757
<b>TOTAL</b>	<b>0</b>	<b>0.00</b>	<b>15,066,802</b>	<b>317.23</b>	<b>4,210,447</b>	<b>0</b>	<b>19,277,249</b>	<b>27,904,467</b>	<b>47,181,716</b>

**UNL-State General Fund-711 Revolving/Designated**

COST OBJECT	Dollar	FACULTY	NON FACULTY		EMPLOYEE BENEFITS	PERSONAL SERVICE CREDITS	TOTAL PERSONAL SERVICES	TOTAL OPERATING EXPENSES	TOTAL
		FTE	Dollar	FTE					
22-3306-0001 Bldg Sys Maint-Service Center Operations	0	0.00	2,634,784	53.00	973,147	0	3,607,931	-3,607,931	0
22-3307-0001 Custodial Svcs-Service Cntr Operations	0	0.00	703,939	23.00	267,150	0	971,089	-971,089	0
22-3312-0001 Landscape Services	0	0.00	758,715	21.00	277,917	0	1,036,632	-1,036,632	0
22-3313-0001 Waste Mgm & Recycling Operations	0	0.00	29,120	1.00	10,948	0	40,068	0	40,068
22-3315-0001 A&EM Service Center Operations	0	0.00	492,134	7.00	145,125	0	637,259	-637,259	0
<b>TOTAL</b>	<b>0</b>	<b>0.00</b>	<b>4,618,692</b>	<b>105.00</b>	<b>1,674,287</b>	<b>0</b>	<b>6,292,979</b>	<b>-6,252,911</b>	<b>40,068</b>

**UNL-Auxiliary-719 Auxiliaries & Services/Restricted**

COST OBJECT	Dollar	FACULTY	NON FACULTY		EMPLOYEE BENEFITS	PERSONAL SERVICE CREDITS	TOTAL PERSONAL SERVICES	TOTAL OPERATING EXPENSES	TOTAL
		FTE	Dollar	FTE					
23-3314-0001 Rental Prop Misc Fees & Rental Inc	0	0.00	0	0.00	0	0	0	5,000	5,000
23-3314-0007 Rental Property-1901 Y Street	0	0.00	0	0.00	0	0	0	25,000	25,000
23-3397-0003 Power Plant Clearing-NuCorp	0	0.00	3,125,537	49.00	927,651	0	4,053,188	2,081,517	6,134,705
<b>TOTAL</b>	<b>0</b>	<b>0.00</b>	<b>3,125,537</b>	<b>49.00</b>	<b>927,651</b>	<b>0</b>	<b>4,053,188</b>	<b>2,111,517</b>	<b>6,164,705</b>

COST OBJECT LISTING BY SUB PROGRAM  
 2019-2020 GENERAL OPERATING BUDGET  
 UNIVERSITY OF NEBRASKA - LINCOLN  
 Excluding IANR and NCTA

<b>SUB PROGRAM TOTAL</b>	0	0	22,811,031	471	6,812,385	0	29,623,416	23,763,073	53,386,489
--------------------------	---	---	------------	-----	-----------	---	------------	------------	------------

**SUBPROGRAM #/NAME: 34 Innovation Campus**

**UNL-State General Fund-711 State & University Generated/Unrestricted**

COST OBJECT	Dollar	FACULTY FTE	NON FACULTY Dollar	FTE	EMPLOYEE BENEFITS	PERSONAL SERVICE CREDITS	TOTAL PERSONAL SERVICES	TOTAL OPERATING EXPENSES	TOTAL
21-3406-0001 NIC Bus Service	0	0.00	0	0.00	0	0	0	319,000	319,000
<b>TOTAL</b>	<b>0</b>	<b>0.00</b>	<b>0</b>	<b>0.00</b>	<b>0</b>	<b>0</b>	<b>0</b>	<b>319,000</b>	<b>319,000</b>

**UNL-State General Fund-711 Revolving/Designated**

COST OBJECT	Dollar	FACULTY FTE	NON FACULTY Dollar	FTE	EMPLOYEE BENEFITS	PERSONAL SERVICE CREDITS	TOTAL PERSONAL SERVICES	TOTAL OPERATING EXPENSES	TOTAL
22-3405-0006 Innov Campus Operating	0	0.00	0	0.00	0	0	0	100,000	100,000
<b>TOTAL</b>	<b>0</b>	<b>0.00</b>	<b>0</b>	<b>0.00</b>	<b>0</b>	<b>0</b>	<b>0</b>	<b>100,000</b>	<b>100,000</b>

**SUB PROGRAM TOTAL**

0	0	0	0	0	0	0	0	419,000	419,000
---	---	---	---	---	---	---	---	---------	---------

**SUBPROGRAM #/NAME: 41 Executive Administration**

**UNL-State General Fund-711 State & University Generated/Unrestricted**

COST OBJECT	Dollar	FACULTY FTE	NON FACULTY Dollar	FTE	EMPLOYEE BENEFITS	PERSONAL SERVICE CREDITS	TOTAL PERSONAL SERVICES	TOTAL OPERATING EXPENSES	TOTAL
21-4101-0001 Chancellor	0	0.00	1,383,785	7.95	247,129	0	1,630,914	199,916	1,830,830
21-4105-0001 Van Brunt Visitor's Center	0	0.00	45,701	0.50	13,482	0	59,183	0	59,183
<b>TOTAL</b>	<b>0</b>	<b>0.00</b>	<b>1,429,486</b>	<b>8.45</b>	<b>260,611</b>	<b>0</b>	<b>1,690,097</b>	<b>199,916</b>	<b>1,890,013</b>

**UNL-State General Fund-711 Revolving/Designated**

COST OBJECT	Dollar	FACULTY FTE	NON FACULTY Dollar	FTE	EMPLOYEE BENEFITS	PERSONAL SERVICE CREDITS	TOTAL PERSONAL SERVICES	TOTAL OPERATING EXPENSES	TOTAL
22-4101-0003 Chancellor	0	0.00	219,300	1.00	42,746	0	262,046	0	262,046
22-4105-0001 Van Brunt Visitor's Center-rlvg	0	0.00	26,799	0.50	9,686	0	36,485	0	36,485
<b>TOTAL</b>	<b>0</b>	<b>0.00</b>	<b>246,099</b>	<b>1.50</b>	<b>52,432</b>	<b>0</b>	<b>298,531</b>	<b>0</b>	<b>298,531</b>

**SUB PROGRAM TOTAL**

0	0	1,675,585	10	313,043	0	1,988,628	199,916	2,188,544
---	---	-----------	----	---------	---	-----------	---------	-----------

**SUBPROGRAM #/NAME: 42 Student Services**

**UNL-State General Fund-711 State & University Generated/Unrestricted**

COST OBJECT	Dollar	FACULTY FTE	NON FACULTY Dollar	FTE	EMPLOYEE BENEFITS	PERSONAL SERVICE CREDITS	TOTAL PERSONAL SERVICES	TOTAL OPERATING EXPENSES	TOTAL
21-4201-0001 Vice Chancellor for Student Affairs	0	0.00	380,184	2.00	56,167	0	436,351	-122,298	314,053
21-4201-0002 V C For Student Affairs Publicat Adviso	0	0.00	8,675	0.15	716	0	9,391	0	9,391
21-4210-0001 TRIO Programs	0	0.00	38,599	0.26	4,765	0	43,364	8,258	51,622
21-4210-0003 SSS/UNL Cost Share Funds	0	0.00	34,748	0.80	14,791	0	49,539	29,881	79,420
21-4213-0001 Conduct & Community Standards	0	0.00	1,970	0.00	0	0	1,970	11,473	13,443
21-4214-0001 Services for Students with Disabilities	0	0.00	131,285	2.40	42,875	0	174,160	1,122	175,282
21-4215-0001 NU City Union Facility Operating	0	0.00	233,594	7.87	120,523	0	354,117	0	354,117
21-4215-0002 NU JGMC Gaughan Utilities	0	0.00	66,220	0.30	0	0	66,220	31,292	97,512
21-4215-0003 NU OASIS	0	0.00	245,602	5.30	91,751	0	337,353	42,326	379,679
21-4215-1001 NU East Union Facilities Operating	0	0.00	67,293	2.00	19,794	0	87,087	0	87,087
<b>TOTAL</b>	<b>0</b>	<b>0.00</b>	<b>1,208,170</b>	<b>21.08</b>	<b>351,382</b>	<b>0</b>	<b>1,559,552</b>	<b>2,054</b>	<b>1,561,606</b>

COST OBJECT LISTING BY SUB PROGRAM  
 2019-2020 GENERAL OPERATING BUDGET  
 UNIVERSITY OF NEBRASKA - LINCOLN  
 Excluding IANR and NCTA

**SUBPROGRAM #/NAME: 42 Student Services**

**UNL-State General Fund-711 Revolving/Designated**

COST OBJECT	Dollar	FACULTY	NON FACULTY		EMPLOYEE BENEFITS	PERSONAL SERVICE CREDITS	TOTAL PERSONAL SERVICES	TOTAL OPERATING EXPENSES	TOTAL
		FTE	Dollar	FTE					
22-4201-0007	0	0.00	43,087	1.00	19,820	0	62,907	8,861	71,768
22-4205-0001	0	0.00	183,301	2.00	26,004	0	209,305	0	209,305
22-4213-0001	0	0.00	419,595	6.16	156,268	0	575,863	0	575,863
22-4214-0001	0	0.00	798,748	9.77	224,766	0	1,023,514	0	1,023,514
22-4214-0002	0	0.00	288,936	5.77	74,962	0	363,898	0	363,898
<b>TOTAL</b>	<b>0</b>	<b>0.00</b>	<b>1,733,667</b>	<b>24.70</b>	<b>501,820</b>	<b>0</b>	<b>2,235,487</b>	<b>8,861</b>	<b>2,244,348</b>

**UNL-Federal Letter of Credit-716 Federal/Restricted**

COST OBJECT	Dollar	FACULTY	NON FACULTY		EMPLOYEE BENEFITS	PERSONAL SERVICE CREDITS	TOTAL PERSONAL SERVICES	TOTAL OPERATING EXPENSES	TOTAL
		FTE	Dollar	FTE					
24-4210-0019041	0	0.00	23,444	1.00	0	0	23,444	0	23,444
24-4210-0025004	0	0.00	244,454	5.14	59,534	0	303,988	0	303,988
24-4210-0025023	0	0.00	64,301	1.00	0	0	64,301	0	64,301
24-4210-0026003	0	0.00	226,691	5.14	59,743	0	286,434	0	286,434
24-4210-0027001	0	0.00	54,929	1.50	13,611	0	68,540	0	68,540
24-4210-0027002	0	0.00	47,070	0.84	11,726	0	58,796	0	58,796
24-4210-0028001	0	0.00	18,750	0.50	4,916	0	23,666	0	23,666
24-4210-0028002	0	0.00	85,860	1.84	31,110	0	116,970	0	116,970
<b>TOTAL</b>	<b>0</b>	<b>0.00</b>	<b>765,499</b>	<b>16.95</b>	<b>180,640</b>	<b>0</b>	<b>946,139</b>	<b>0</b>	<b>946,139</b>

**UNL-Trust-Grant/Cont/Loan/End-718 Trust/Restricted**

COST OBJECT	Dollar	FACULTY	NON FACULTY		EMPLOYEE BENEFITS	PERSONAL SERVICE CREDITS	TOTAL PERSONAL SERVICES	TOTAL OPERATING EXPENSES	TOTAL
		FTE	Dollar	FTE					
27-4207-0001001	0	0.00	475,629	10.00	0	0	475,629	0	475,629
27-4211-0001001	0	0.00	31,200	1.00	6,902	0	38,102	0	38,102
<b>TOTAL</b>	<b>0</b>	<b>0.00</b>	<b>506,829</b>	<b>11.00</b>	<b>6,902</b>	<b>0</b>	<b>513,731</b>	<b>0</b>	<b>513,731</b>

**UNL-Auxiliary-719 Auxiliaries & Services/Restricted**

COST OBJECT	Dollar	FACULTY	NON FACULTY		EMPLOYEE BENEFITS	PERSONAL SERVICE CREDITS	TOTAL PERSONAL SERVICES	TOTAL OPERATING EXPENSES	TOTAL
		FTE	Dollar	FTE					
23-4203-0001	0	0.00	160,836	3.50	0	0	160,836	0	160,836
23-4203-0002	0	0.00	50,000	1.00	0	0	50,000	0	50,000
23-4212-0001	0	0.00	0	0.00	0	0	0	10,000,000	10,000,000
23-4212-1015	0	0.00	230,489	4.00	58,575	0	289,064	0	289,064
23-4212-1021	0	0.00	1,019,988	16.13	267,897	0	1,287,885	0	1,287,885
23-4215-0004	0	0.00	0	0.00	0	0	0	75,000	75,000
23-4215-0005	0	0.00	0	0.00	0	0	0	100,000	100,000
23-4215-0006	0	0.00	0	0.00	0	0	0	190,000	190,000
23-4215-0007	0	0.00	1,434,204	26.75	346,886	0	1,781,090	434,287	2,215,377
23-4215-1100	0	0.00	184,883	2.65	100,468	0	285,351	103,155	388,506
23-4215-1101	0	0.00	81,349	2.00	33,298	0	114,647	9,925	124,572
23-4215-1102	0	0.00	0	0.00	0	0	0	21,000	21,000
23-4215-1103	0	0.00	209,418	3.44	66,111	0	275,529	19,552	295,081
23-4215-1104	0	0.00	0	0.00	0	0	0	68,900	68,900
23-4215-1211	0	0.00	202,897	7.50	43,181	0	246,078	643,101	889,179
23-4215-1212	0	0.00	57,860	1.58	2,299	0	60,159	7,250	67,409
23-4215-1213	0	0.00	46,024	1.38	19,059	0	65,083	20,460	85,543
23-4215-1214	0	0.00	174,060	4.00	60,993	0	235,053	158,190	393,243
23-4215-1215	0	0.00	271,135	7.13	69,817	0	340,952	38,450	379,402

COST OBJECT LISTING BY SUB PROGRAM  
 2019-2020 GENERAL OPERATING BUDGET  
 UNIVERSITY OF NEBRASKA - LINCOLN  
 Excluding IANR and NCTA

**SUBPROGRAM #/NAME: 42 Student Services**

**UNL-Auxiliary-719 Auxiliaries & Services/Restricted**

COST OBJECT	Dollar	FACULTY	NON FACULTY		EMPLOYEE BENEFITS	PERSONAL	TOTAL	TOTAL	TOTAL
		FTE	Dollar	FTE		SERVICE CREDITS	PERSONAL SERVICES	OPERATING EXPENSES	
23-4215-1216	0	0.00	93,150	2.00	47,784	0	140,934	7,150	148,084
23-4215-1217	0	0.00	25,905	0.60	10,921	0	36,826	2,000	38,826
23-4215-1219	0	0.00	243,345	4.90	35,385	0	278,730	289,050	567,780
23-4215-1311	0	0.00	200,582	3.83	69,047	0	269,629	106,450	376,079
23-4215-1312	0	0.00	94,026	1.50	18,837	0	112,863	5,900	118,763
23-4215-1313	0	0.00	86,772	2.00	8,608	0	95,380	32,527	127,907
23-4215-1314	0	0.00	153,861	1.41	13,048	0	166,909	120,925	287,834
23-4215-1315	0	0.00	118,974	2.75	28,066	0	147,040	9,650	156,690
23-4215-1316	0	0.00	103,431	1.75	17,618	0	121,049	7,000	128,049
23-4215-1317	0	0.00	27,215	0.23	5,806	0	33,021	24,400	57,421
23-4215-1318	0	0.00	103,253	3.17	31,801	0	135,054	18,675	153,729
23-4215-1322	0	0.00	97,433	1.20	22,477	0	119,910	14,000	133,910
23-4215-1325	0	0.00	98,922	2.25	24,274	0	123,196	10,805	134,001
23-4215-1326	0	0.00	119,340	2.00	25,189	0	144,529	0	144,529
23-4215-1400	0	0.00	154,382	3.50	67,272	0	221,654	9,055	230,709
23-4215-1411	0	0.00	35,000	2.25	473	0	35,473	313,787	349,260
23-4215-1412	0	0.00	22,000	1.00	475	0	22,475	54,485	76,960
23-4215-1414	0	0.00	49,864	1.09	12,653	0	62,517	62,000	124,517
23-4215-1415	0	0.00	122,903	3.50	46,184	0	169,087	14,000	183,087
23-4215-1416	0	0.00	36,555	1.00	17,930	0	54,485	2,500	56,985
23-4215-1820	0	0.00	53,199	1.66	10,633	0	63,832	17,975	81,807
23-4215-2337	0	0.00	13,102	0.00	0	0	13,102	34,700	47,802
23-4216-0001	0	0.00	4,605,584	149.00	1,577,457	0	6,183,041	6,057,640	12,240,681
<b>TOTAL</b>	<b>0</b>	<b>0.00</b>	<b>10,781,941</b>	<b>273.63</b>	<b>3,160,522</b>	<b>0</b>	<b>13,942,463</b>	<b>19,103,944</b>	<b>33,046,407</b>
<b>SUB PROGRAM TOTAL</b>	<b>0</b>	<b>0</b>	<b>14,996,106</b>	<b>347</b>	<b>4,201,266</b>	<b>0</b>	<b>19,197,372</b>	<b>19,114,859</b>	<b>38,312,231</b>

**SUBPROGRAM #/NAME: 43 Business and Finance**

**UNL-State General Fund-711 State & University Generated/Unrestricted**

COST OBJECT	Dollar	FACULTY	NON FACULTY		EMPLOYEE BENEFITS	PERSONAL	TOTAL	TOTAL	TOTAL
		FTE	Dollar	FTE		SERVICE CREDITS	PERSONAL SERVICES	OPERATING EXPENSES	
21-4301-0001	0	0.00	532,855	2.50	81,006	0	613,861	25,386	639,247
21-4307-0001	0	0.00	0	0.00	0	0	0	42,611	42,611
21-4307-0003	0	0.00	0	0.00	0	0	0	15,227	15,227
21-4311-0001	0	0.00	767,277	10.40	198,187	0	965,464	57,485	1,022,949
21-4312-0001	0	0.00	289,430	3.00	86,554	0	375,984	5,415	381,399
21-4313-0001	0	0.00	259,481	5.00	78,059	0	337,540	28,657	366,197
21-4314-0001	0	0.00	781,150	13.00	237,139	0	1,018,289	33,653	1,051,942
21-4316-0001	0	0.00	535,190	12.00	158,639	0	693,829	5,338	699,167
21-4318-0001	0	0.00	596,089	7.20	145,750	0	741,839	50,000	791,839
21-4325-0001	0	0.00	155,732	2.30	41,383	0	197,115	0	197,115
21-4326-0001	0	0.00	615,311	9.00	112,413	0	727,724	19,681	747,405
21-4326-0002	0	0.00	0	0.00	0	0	0	302,879	302,879
21-4327-0001	0	0.00	89,225	2.00	35,926	0	125,151	442	125,593
21-4327-0002	0	0.00	55,493	1.64	14,979	0	70,472	31,581	102,053
21-4328-0001	0	0.00	364,531	7.50	82,883	0	447,414	40,960	488,374
21-4340-0001	0	0.00	692,669	9.95	179,644	0	872,313	196,638	1,068,951
21-4340-0004	0	0.00	95,777	1.50	24,726	0	120,503	0	120,503
21-4344-0001	0	0.00	392,909	9.37	131,794	0	524,703	0	524,703

COST OBJECT LISTING BY SUB PROGRAM  
 2019-2020 GENERAL OPERATING BUDGET  
 UNIVERSITY OF NEBRASKA - LINCOLN  
 Excluding IANR and NCTA

**SUBPROGRAM #/NAME: 43 Business and Finance**

**UNL-State General Fund-711 State & University Generated/Unrestricted**

COST OBJECT	Dollar	FACULTY	NON FACULTY		EMPLOYEE BENEFITS	PERSONAL SERVICE CREDITS	TOTAL PERSONAL SERVICES	TOTAL OPERATING EXPENSES	TOTAL
		FTE	Dollar	FTE					
21-4360-0001	0	0.00	671,210	6.00	116,861	0	788,071	134,767	922,838
21-4360-1002	0	0.00	0	0.00	0	0	0	80,000	80,000
21-4360-1003	0	0.00	126,425	2.00	21,190	0	147,615	43,350	190,965
21-4360-1004	0	0.00	55,923	1.00	10,291	0	66,214	0	66,214
21-4360-1005	0	0.00	1,832,148	29.00	436,877	0	2,269,025	0	2,269,025
21-4360-1006	0	0.00	254,392	4.00	54,922	0	309,314	0	309,314
21-4360-1007	0	0.00	474,214	9.54	150,529	0	624,743	0	624,743
21-4360-1009	0	0.00	159,449	3.71	51,790	0	211,239	0	211,239
21-4360-1010	0	0.00	80,267	1.00	26,099	0	106,366	28,500	134,866
21-4360-1011	0	0.00	47,012	1.00	14,276	0	61,288	0	61,288
21-4360-1012	0	0.00	33,588	0.64	7,994	0	41,582	50,000	91,582
21-4370-0001	0	0.00	1,468,067	19.65	399,535	0	1,867,602	116,148	1,983,750
21-4370-1005	0	0.00	0	0.00	0	0	0	28,489	28,489
21-4399-0008	0	0.00	386,459	0.00	0	0	386,459	246,440	632,899
<b>TOTAL</b>	<b>0</b>	<b>0.00</b>	<b>11,812,273</b>	<b>173.89</b>	<b>2,899,446</b>	<b>0</b>	<b>14,711,719</b>	<b>1,583,647</b>	<b>16,295,366</b>

**UNL-State General Fund-711 Revolving/Designated**

COST OBJECT	Dollar	FACULTY	NON FACULTY		EMPLOYEE BENEFITS	PERSONAL SERVICE CREDITS	TOTAL PERSONAL SERVICES	TOTAL OPERATING EXPENSES	TOTAL
		FTE	Dollar	FTE					
22-4360-0001	0	0.00	579,984	14.92	179,529	0	759,513	71,000	830,513
22-4360-0004	0	0.00	31,727	0.70	9,650	0	41,377	0	41,377
22-4360-0005	0	0.00	93,769	1.49	36,756	0	130,525	44,000	174,525
22-4360-0010	0	0.00	43,062	1.00	0	0	43,062	0	43,062
<b>TOTAL</b>	<b>0</b>	<b>0.00</b>	<b>748,542</b>	<b>18.11</b>	<b>225,935</b>	<b>0</b>	<b>974,477</b>	<b>115,000</b>	<b>1,089,477</b>

**UNL-Trust-Grant/Cont/Loan/End-718 Trust/Restricted**

COST OBJECT	Dollar	FACULTY	NON FACULTY		EMPLOYEE BENEFITS	PERSONAL SERVICE CREDITS	TOTAL PERSONAL SERVICES	TOTAL OPERATING EXPENSES	TOTAL
		FTE	Dollar	FTE					
26-4360-0013001	0	0.00	57,558	1.00	0	0	57,558	0	57,558
<b>TOTAL</b>	<b>0</b>	<b>0.00</b>	<b>57,558</b>	<b>1.00</b>	<b>0</b>	<b>0</b>	<b>57,558</b>	<b>0</b>	<b>57,558</b>

**UNL-Auxiliary-719 Auxiliaries & Services/Restricted**

COST OBJECT	Dollar	FACULTY	NON FACULTY		EMPLOYEE BENEFITS	PERSONAL SERVICE CREDITS	TOTAL PERSONAL SERVICES	TOTAL OPERATING EXPENSES	TOTAL
		FTE	Dollar	FTE					
23-4309-0002	0	0.00	0	0.00	0	0	0	584,506	584,506
23-4325-0002	0	0.00	0	0.00	0	0	0	455,000	455,000
23-4325-0004	0	0.00	362,031	3.70	105,980	0	468,011	11,503,160	11,971,171
23-4325-0005	0	0.00	177,832	4.50	77,764	0	255,596	57,000	312,596
23-4326-0001	0	0.00	228,852	3.63	78,035	0	306,887	0	306,887
23-4326-0002	0	0.00	176,814	2.24	47,494	0	224,308	0	224,308
23-4328-0001	0	0.00	165,752	4.40	62,046	0	227,798	2,251,470	2,479,268
23-4332-0001	0	0.00	769,761	12.75	186,156	0	955,917	1,227,291	2,183,208
23-4332-0002	0	0.00	100,271	1.50	24,034	0	124,305	98,800	223,105
23-4332-0003	0	0.00	26,844	1.00	16,596	0	43,440	155,600	199,040
23-4332-0004	0	0.00	153,989	0.75	33,236	0	187,225	638,900	826,125
23-4332-0005	0	0.00	0	0.00	0	0	0	101,000	101,000
23-4333-0001	0	0.00	213,219	5.53	63,574	0	276,793	2,022,922	2,299,715
23-4333-0002	0	0.00	0	0.00	0	0	0	806,692	806,692
23-4333-0007	0	0.00	330,942	7.50	123,898	0	454,840	0	454,840



COST OBJECT LISTING BY SUB PROGRAM  
 2019-2020 GENERAL OPERATING BUDGET  
 UNIVERSITY OF NEBRASKA - LINCOLN  
 Excluding IANR and NCTA

**SUBPROGRAM #/NAME: 43 Business and Finance**

**UNL-Auxiliary-719 Auxiliaries & Services/Restricted**

COST OBJECT	Dollar	FACULTY	NON FACULTY		EMPLOYEE BENEFITS	PERSONAL	TOTAL	TOTAL	TOTAL	
		FTE	Dollar	FTE		SERVICE CREDITS	PERSONAL SERVICES	OPERATING EXPENSES		
23-4334-0001	Printing Services	0	0.00	980,550	21.05	364,750	0	1,345,300	1,807,151	3,152,451
23-4334-0002	Printing Services-Equipment	0	0.00	0	0.00	0	0	0	18,699	18,699
23-4334-0003	Prnt Serv-Cost per Copy Program	0	0.00	151,177	2.80	42,732	0	193,909	1,067,000	1,260,909
23-4334-0004	Prnt Serv-1700 Y Copy Center	0	0.00	137,006	4.00	48,901	0	185,907	358,600	544,507
23-4334-0005	Prnt Serv-City Union Copy Center	0	0.00	0	0.00	0	0	0	12,400	12,400
23-4334-0006	Prnt Serv-East Union Copy Center	0	0.00	90,911	2.70	20,761	0	111,672	104,000	215,672
23-4335-0001	Courier/Delivery Services	0	0.00	50,027	4.80	13,514	0	63,541	20,166	83,707
23-4336-0001	Moving Services	0	0.00	61,040	1.33	25,364	0	86,404	40,988	127,392
23-4337-0001	Stores - Central Operations	0	0.00	70,791	2.08	25,473	0	96,264	22,198	118,462
23-4337-0005	Univ Stores-Comm Fares	0	0.00	0	0.00	0	0	0	7,600,000	7,600,000
23-4337-0006	Univ Stores-Freight	0	0.00	0	0.00	0	0	0	69,000	69,000
23-4337-0009	Univ Stores-Health Care/Drug Testing	0	0.00	0	0.00	0	0	0	30,000	30,000
23-4340-0001	Environmental Health Safety	0	0.00	201,548	4.00	53,791	0	255,339	35,000	290,339
23-4342-0001	NCard Office	0	0.00	84,880	2.00	25,311	0	110,191	126,620	236,811
23-4342-0002	NCard Charge Service Fee	0	0.00	102,933	1.50	31,556	0	134,489	0	134,489
23-4342-0003	NCard Equipment	0	0.00	72,958	2.00	22,026	0	94,984	114,000	208,984
23-4344-0001	AP-Card Operations	0	0.00	38,814	0.63	11,270	0	50,084	0	50,084
23-4346-0001	Passport Office	0	0.00	72,800	2.00	28,590	0	101,390	0	101,390
<b>TOTAL</b>		<b>0</b>	<b>0.00</b>	<b>4,821,742</b>	<b>98.39</b>	<b>1,532,852</b>	<b>0</b>	<b>6,354,594</b>	<b>31,328,163</b>	<b>37,682,757</b>
<b>SUB PROGRAM TOTAL</b>		<b>0</b>	<b>0</b>	<b>17,440,115</b>	<b>291</b>	<b>4,658,233</b>	<b>0</b>	<b>22,098,348</b>	<b>33,026,810</b>	<b>55,125,158</b>

**SUBPROGRAM #/NAME: 44 General Expense**

**UNL-State General Fund-711 State & University Generated/Unrestricted**

COST OBJECT	Dollar	FACULTY	NON FACULTY		EMPLOYEE BENEFITS	PERSONAL	TOTAL	TOTAL	TOTAL	
		FTE	Dollar	FTE		SERVICE CREDITS	PERSONAL SERVICES	OPERATING EXPENSES		
21-4406-0001	Institutional Equity and Compliance	0	0.00	679,533	7.84	134,038	0	813,571	81,275	894,846
21-4406-0002	ADA/Accommodation Resource Cnt	0	0.00	229,907	4.00	38,379	0	268,286	14,606	282,892
21-4408-0001	Public Relations-News & Info	0	0.00	1,334,542	17.97	360,262	0	1,694,804	3,702	1,698,506
21-4408-0002	Public Relations-Speakers Bureau	0	0.00	0	0.00	0	0	0	7,000	7,000
21-4408-0004	Special Events	0	0.00	0	0.00	0	0	0	58,000	58,000
21-4408-0006	Pub Rel-Student Sponsored Events	0	0.00	0	0.00	0	0	0	10,000	10,000
21-4408-1001	Public Relations-Natl News Media	0	0.00	0	0.00	0	0	0	42,000	42,000
21-4409-0002	Publications Management-Publications	0	0.00	217,693	3.93	77,967	0	295,660	11,289	306,949
21-4409-0003	Publ & Photog-Insti Publications	0	0.00	7,282	0.22	1,816	0	9,098	22	9,120
21-4420-0001	Memberships And Dues	0	0.00	0	0.00	0	0	0	306,260	306,260
21-4421-0001	BONDS AND INSURANCE	0	0.00	0	0.00	0	0	0	735,106	735,106
21-4423-0001	Special Retirement Cost	0	0.00	81,618	0.00	0	0	81,618	0	81,618
21-4424-0001	Unemployment Compensation	0	0.00	0	0.00	85,000	0	85,000	0	85,000
21-4424-0002	Workers Compensation	0	0.00	0	0.00	647,201	0	647,201	0	647,201
21-4425-0001	Legal Counsel	0	0.00	0	0.00	0	0	0	38,510	38,510
21-4426-0001	Misc General Expense	0	0.00	0	0.00	0	0	0	408,438	408,438
21-4426-0004	Misc General Expense Employee Awards	0	0.00	0	0.00	0	0	0	38,384	38,384
21-4426-0015	Grad Asst Health Benefits	0	0.00	0	0.00	0	0	0	560,623	560,623
21-4428-0001	Fire & Ext Coverage Ins	0	0.00	0	0.00	0	0	0	860,789	860,789
<b>TOTAL</b>		<b>0</b>	<b>0.00</b>	<b>2,550,575</b>	<b>33.96</b>	<b>1,344,663</b>	<b>0</b>	<b>3,895,238</b>	<b>3,176,004</b>	<b>7,071,242</b>

COST OBJECT LISTING BY SUB PROGRAM  
 2019-2020 GENERAL OPERATING BUDGET  
 UNIVERSITY OF NEBRASKA - LINCOLN  
 Excluding IANR and NCTA

**SUBPROGRAM #/NAME: 44 General Expense**

**UNL-State General Fund-711 Revolving/Designated**

COST OBJECT	Dollar	FACULTY	NON FACULTY		EMPLOYEE BENEFITS	PERSONAL SERVICE CREDITS	TOTAL PERSONAL SERVICES	TOTAL OPERATING EXPENSES	TOTAL
		FTE	Dollar	FTE					
22-4408-0001 PR - Integrated Marketing Plan	0	0.00	134,501	1.76	29,849	0	164,350	0	164,350
22-4408-0002 Public Relations-Video Services	0	0.00	37,715	0.75	10,080	0	47,795	0	47,795
22-4408-0004 PR-Scarlet-Revolving	0	0.00	0	0.00	0	0	0	32,000	32,000
22-4408-0005 PR-Univ Comm-Internet/Interactive Media	0	0.00	196,963	2.78	63,380	0	260,343	0	260,343
22-4408-1001 PR-Digital Signage Service Center	0	0.00	17,416	0.25	5,283	0	22,699	0	22,699
22-4426-0001 Misc General Expense Inv Inc Fund 5511	0	0.00	0	0.00	0	0	0	4,200,000	4,200,000
22-4426-0008 Misc Exp-Law College/Athletic Support	107,230	0.50	18,011	0.50	20,383	0	145,624	0	145,624
<b>TOTAL</b>	<b>107,230</b>	<b>0.50</b>	<b>404,606</b>	<b>6.04</b>	<b>128,975</b>	<b>0</b>	<b>640,811</b>	<b>4,232,000</b>	<b>4,872,811</b>

**UNL-Auxiliary-719 Auxiliaries & Services/Restricted**

COST OBJECT	Dollar	FACULTY	NON FACULTY		EMPLOYEE BENEFITS	PERSONAL SERVICE CREDITS	TOTAL PERSONAL SERVICES	TOTAL OPERATING EXPENSES	TOTAL
		FTE	Dollar	FTE					
23-4410-0001 Publications-Photography	0	0.00	30,553	0.75	5,948	0	36,501	19,672	56,173
23-4410-0002 Publications/Photography Graphic Dsgn	0	0.00	184,154	4.21	40,519	0	224,673	18,000	242,673
<b>TOTAL</b>	<b>0</b>	<b>0.00</b>	<b>214,707</b>	<b>4.96</b>	<b>46,467</b>	<b>0</b>	<b>261,174</b>	<b>37,672</b>	<b>298,846</b>
<b>SUB PROGRAM TOTAL</b>	<b>107,230</b>	<b>1</b>	<b>3,169,888</b>	<b>45</b>	<b>1,520,105</b>	<b>0</b>	<b>4,797,223</b>	<b>7,445,676</b>	<b>12,242,899</b>

**SUBPROGRAM #/NAME: 57 Tobacco Fund Research**

**SUBPROGRAM #/NAME: 58 Innovation Campus**

**UNL-State General Fund-711 State & University Generated/Unrestricted**

COST OBJECT	Dollar	FACULTY	NON FACULTY		EMPLOYEE BENEFITS	PERSONAL SERVICE CREDITS	TOTAL PERSONAL SERVICES	TOTAL OPERATING EXPENSES	TOTAL
		FTE	Dollar	FTE					
21-5801-0001 NIC Innovation Studio Position	0	0.00	61,484	1.00	40,457	0	101,941	0	101,941
<b>TOTAL</b>	<b>0</b>	<b>0.00</b>	<b>61,484</b>	<b>1.00</b>	<b>40,457</b>	<b>0</b>	<b>101,941</b>	<b>0</b>	<b>101,941</b>
<b>SUB PROGRAM TOTAL</b>	<b>0</b>	<b>0</b>	<b>61,484</b>	<b>1</b>	<b>40,457</b>	<b>0</b>	<b>101,941</b>	<b>0</b>	<b>101,941</b>

**SUBPROGRAM #/NAME: 74 Agency Funds**

**UNL-Trust-Grant/Cont/Loan/End-718 Trust/Restricted**

COST OBJECT	Dollar	FACULTY	NON FACULTY		EMPLOYEE BENEFITS	PERSONAL SERVICE CREDITS	TOTAL PERSONAL SERVICES	TOTAL OPERATING EXPENSES	TOTAL
		FTE	Dollar	FTE					
26-7407-0001001 Vision Maker Media	0	0.00	525,008	11.00	154,415	0	679,423	0	679,423
26-7407-0044001 WAPOR Ranae Reis	0	0.00	40,716	0.75	19,055	0	59,771	0	59,771
<b>TOTAL</b>	<b>0</b>	<b>0.00</b>	<b>565,724</b>	<b>11.75</b>	<b>173,470</b>	<b>0</b>	<b>739,194</b>	<b>0</b>	<b>739,194</b>
<b>SUB PROGRAM TOTAL</b>	<b>0</b>	<b>0</b>	<b>565,724</b>	<b>12</b>	<b>173,470</b>	<b>0</b>	<b>739,194</b>	<b>0</b>	<b>739,194</b>

**SUBPROGRAM #/NAME: 75 Student Housing**

**UNL-Auxiliary-719 Auxiliaries & Services/Restricted**

COST OBJECT	Dollar	FACULTY	NON FACULTY		EMPLOYEE BENEFITS	PERSONAL SERVICE CREDITS	TOTAL PERSONAL SERVICES	TOTAL OPERATING EXPENSES	TOTAL
		FTE	Dollar	FTE					
23-7501-0001 University Housing Central Housing Adm	0	0.00	1,411,017	16.75	0	0	1,411,017	2,248,137	3,659,154
23-7501-0401 Cntl Hsg Adm-Facilities	0	0.00	697,947	12.00	212,658	0	910,605	0	910,605
23-7501-0501 Cntl Hsg Adm-Dining	0	0.00	406,354	6.00	105,342	0	511,696	0	511,696
23-7501-0701 Cntl Hsg Adm-Res Life	0	0.00	565,298	10.00	195,033	0	760,331	0	760,331

COST OBJECT LISTING BY SUB PROGRAM  
 2019-2020 GENERAL OPERATING BUDGET  
 UNIVERSITY OF NEBRASKA - LINCOLN  
 Excluding IANR and NCTA

**SUBPROGRAM #/NAME: 75 Student Housing**

**UNL-Auxiliary-719 Auxiliaries & Services/Restricted**

COST OBJECT	Dollar	FACULTY	NON FACULTY		EMPLOYEE BENEFITS	PERSONAL	TOTAL	TOTAL	TOTAL	
		FTE	Dollar	FTE		SERVICE CREDITS	PERSONAL SERVICES	OPERATING EXPENSES		
23-7501-0711	Cntl Hsg Adm-Learning Communities	0	0.00	100,074	2.00	17,567	0	117,641	0	117,641
23-7501-0721	International Studies-Housing	0	0.00	39,000	1.00	6,875	0	45,875	0	45,875
23-7501-0801	Cntl Hsg Adm-Administration	0	0.00	209,294	2.00	57,948	0	267,242	0	267,242
23-7501-0811	Cntl Hsg Adm-Summer Conf	0	0.00	237,660	4.00	51,450	0	289,110	0	289,110
23-7501-0821	Cntl Hsg Adm-Information Srv	0	0.00	522,176	8.00	175,560	0	697,736	0	697,736
23-7501-0831	Cntl Hsg Adm-Marketing	0	0.00	123,819	2.00	24,938	0	148,757	0	148,757
23-7501-0841	Housing Operations and Support	0	0.00	168,220	3.00	49,654	0	217,874	0	217,874
23-7501-0901	Cntl Hsg Adm-Business Srv	0	0.00	218,138	2.00	58,075	0	276,213	0	276,213
23-7501-0911	Cntl Hsg Adm-Contracts/Student Accts	0	0.00	347,380	8.50	133,307	0	480,687	0	480,687
23-7501-0921	Cntl Hsg Adm-Accounting	0	0.00	169,692	4.00	49,145	0	218,837	0	218,837
23-7501-0931	Cntl Hsg Adm-Payroll	0	0.00	47,746	1.00	21,981	0	69,727	0	69,727
23-7505-2000	Courtyards	0	0.00	117,453	4.75	0	0	117,453	694,383	811,836
23-7505-2400	Courtyards-Facilities	0	0.00	177,727	5.00	77,854	0	255,581	0	255,581
23-7505-2700	Courtyards-Res Life	0	0.00	39,316	1.00	7,905	0	47,221	0	47,221
23-7505-3000	Neihardt	0	0.00	123,374	4.90	0	0	123,374	701,546	824,920
23-7505-3400	Neihardt-Facilities	0	0.00	253,498	7.45	106,995	0	360,493	0	360,493
23-7505-3700	Neihardt-Res Life	0	0.00	37,401	1.00	3,428	0	40,829	0	40,829
23-7507-1000	Selleck Quadrangle	0	0.00	635,044	25.08	0	0	635,044	2,898,117	3,533,161
23-7507-1400	Selleck Quad-Facilities	0	0.00	519,547	15.70	177,009	0	696,556	0	696,556
23-7507-1500	Selleck Quad-Dining	0	0.00	1,642,738	55.31	551,167	0	2,193,905	0	2,193,905
23-7507-1600	Selleck Quad-Snack Bar/C Store	0	0.00	15,305	0.50	4,128	0	19,433	0	19,433
23-7507-1700	Selleck Quad-Res Life	0	0.00	77,901	2.00	10,765	0	88,666	0	88,666
23-7511-1000	Abel Sandoz Halls	0	0.00	815,305	32.25	0	0	815,305	3,918,638	4,733,943
23-7511-1400	Abel Sandoz Facilities	0	0.00	784,581	24.50	258,855	0	1,043,436	0	1,043,436
23-7511-1500	Abel Sandoz Dining-Academic	0	0.00	1,215,567	39.58	414,375	0	1,629,942	0	1,629,942
23-7511-1600	Abel Sandoz Snack Bar	0	0.00	58,513	1.50	12,469	0	70,982	0	70,982
23-7511-1700	Abel Sandoz Residence Life	0	0.00	157,522	4.00	40,209	0	197,731	0	197,731
23-7513-1000	Harper Shramm Smith Halls	0	0.00	751,014	29.60	0	0	751,014	3,824,832	4,575,846
23-7513-1400	Harper Shramm Smith-Facilities	0	0.00	686,438	21.00	257,612	0	944,050	0	944,050
23-7513-1500	Harper Shramm Smith-Dining	0	0.00	1,253,374	40.83	461,059	0	1,714,433	0	1,714,433
23-7513-1700	Harper Shramm Smith-Res Life	0	0.00	152,477	4.00	16,704	0	169,181	0	169,181
23-7513-2000	Village	0	0.00	153,566	6.00	0	0	153,566	1,298,781	1,452,347
23-7513-2400	Village-Facilities	0	0.00	237,411	6.50	91,113	0	328,524	0	328,524
23-7513-2600	Village-Snack Bar/C Store	0	0.00	46,078	1.50	8,710	0	54,788	0	54,788
23-7513-2700	Village-Res Life	0	0.00	41,072	1.00	5,410	0	46,482	0	46,482
23-7515-1000	Love Coop Hall	0	0.00	3,178	0.15	0	0	3,178	69,759	72,937
23-7515-1400	Love Coop-Facilities	0	0.00	13,189	0.25	4,688	0	17,877	0	17,877
23-7517-1000	Husker Hall	0	0.00	31,437	1.25	0	0	31,437	99,471	130,908
23-7517-1400	Husker Hall-Facilities	0	0.00	20,825	0.45	7,468	0	28,293	0	28,293
23-7519-1002	Univ Apts-U Street Apts	0	0.00	0	0.00	0	0	0	73,335	73,335
23-7519-1003	Univ Apts-Vine Street Apts	0	0.00	0	0.00	0	0	0	159,409	159,409
23-7519-1402	Univ Apts-U Street Apts-Facilities	0	0.00	34,015	0.70	12,154	0	46,169	0	46,169
23-7519-1403	Univ Apts-Vine Street Apts-Facilities	0	0.00	62,478	1.35	22,404	0	84,882	0	84,882
23-7521-1000	Colonial Terrace	0	0.00	0	0.00	0	0	0	98,511	98,511
23-7521-1400	Colonial Terrace-Facilities	0	0.00	39,575	0.75	14,068	0	53,643	0	53,643
23-7525-1000	Kauffman Residential Center	0	0.00	37,363	1.50	0	0	37,363	384,469	421,832
23-7525-1400	Kauffman Residential Cnt-Facilities	0	0.00	102,495	2.85	40,359	0	142,854	0	142,854
23-7525-1700	Kauffman Residential Cnt-Res Life	0	0.00	37,828	1.00	6,057	0	43,885	0	43,885
23-7527-1000	Knoll Res Center	0	0.00	750,889	29.68	0	0	750,889	3,610,511	4,361,400
23-7527-1400	Knoll Res Center-Facilities	0	0.00	957,209	31.58	300,390	0	1,257,599	0	1,257,599
23-7527-1500	Knoll Res Cnt-Willa Cather Dining	0	0.00	1,412,162	46.85	479,672	0	1,891,834	0	1,891,834

COST OBJECT LISTING BY SUB PROGRAM  
 2019-2020 GENERAL OPERATING BUDGET  
 UNIVERSITY OF NEBRASKA - LINCOLN  
 Excluding IANR and NCTA

**SUBPROGRAM #/NAME: 75 Student Housing**

**UNL-Auxiliary-719 Auxiliaries & Services/Restricted**

COST OBJECT	Dollar	FACULTY	NON FACULTY		EMPLOYEE BENEFITS	PERSONAL SERVICE CREDITS	TOTAL PERSONAL SERVICES	TOTAL OPERATING EXPENSES	TOTAL
		FTE	Dollar	FTE					
23-7527-1600 Knoll Res Center-C Store	0	0.00	54,492	1.50	14,890	0	69,382	0	69,382
23-7527-1700 Knoll Res Center-Res Life	0	0.00	148,271	4.00	17,624	0	165,895	0	165,895
23-7529-1000 Massengale Res Cnt	0	0.00	366,601	13.90	0	0	366,601	1,132,000	1,498,601
23-7529-1400 Massengale Res Cnt-Facilities	0	0.00	451,406	13.00	159,463	0	610,869	0	610,869
23-7529-1500 Massengale Res Cnt-Dining	0	0.00	593,195	17.50	224,831	0	818,026	0	818,026
23-7529-1700 Massengale Res Cnt-Res Life	0	0.00	97,780	2.50	10,683	0	108,463	0	108,463
<b>TOTAL</b>	<b>0</b>	<b>0.00</b>	<b>20,470,425</b>	<b>587.96</b>	<b>4,980,051</b>	<b>0</b>	<b>25,450,476</b>	<b>21,211,899</b>	<b>46,662,375</b>
<b>SUB PROGRAM TOTAL</b>	<b>0</b>	<b>0</b>	<b>20,470,425</b>	<b>588</b>	<b>4,980,051</b>	<b>0</b>	<b>25,450,476</b>	<b>21,211,899</b>	<b>46,662,375</b>

**SUBPROGRAM #/NAME: 77 Intercollegiate Athletics**

**UNL-Auxiliary-719 Auxiliaries & Services/Restricted**

COST OBJECT	Dollar	FACULTY	NON FACULTY		EMPLOYEE BENEFITS	PERSONAL SERVICE CREDITS	TOTAL PERSONAL SERVICES	TOTAL OPERATING EXPENSES	TOTAL
		FTE	Dollar	FTE					
23-7701-0006 Ath-NCAA/Big Ten Student Support Pgms	0	0.00	0	0.00	0	0	0	544,800	544,800
23-7701-0009 NE Athl Performance Lab (NAPL)	34,300	0.50	273,894	4.10	152,949	0	461,143	636,960	1,098,103
23-7701-1100 Business Office	0	0.00	944,437	11.00	216,772	0	1,161,209	71,050	1,232,259
23-7701-1101 Administration	0	0.00	2,411,167	9.50	309,120	0	2,720,287	11,258,970	13,979,257
23-7701-1103 Communications	0	0.00	977,519	18.00	191,122	0	1,168,641	239,900	1,408,541
23-7701-1104 Athl FAC Capital Proj & Constr	0	0.00	363,581	6.00	108,212	0	471,793	269,328	741,121
23-7701-1105 Concessions	0	0.00	429,570	2.00	68,732	0	498,302	2,284,550	2,782,852
23-7701-1106 Development	0	0.00	866,989	11.00	320,954	0	1,187,943	1,392,010	2,579,953
23-7701-1110 Athletic Medicine	92,153	1.28	1,839,585	18.97	393,096	0	2,324,834	1,437,121	3,761,955
23-7701-1111 Athl-Lewis Training Table	0	0.00	746,013	16.01	231,289	0	977,302	1,769,502	2,746,804
23-7701-1112 Performance Nutrition	0	0.00	611,851	4.00	124,816	0	736,667	900,300	1,636,967
23-7701-1114 Events	0	0.00	839,208	16.80	203,913	0	1,043,121	304,685	1,347,806
23-7701-1115 Administration Reserve	0	0.00	5,458,627	0.00	0	0	5,458,627	10,326,645	15,785,272
23-7701-1117 Equipment	0	0.00	467,537	5.00	70,130	0	537,667	110,760	648,427
23-7701-1118 Huskervision	0	0.00	692,712	8.15	161,839	0	854,551	822,432	1,676,983
23-7701-1119 Computing Services	0	0.00	316,605	4.00	99,853	0	416,458	1,170,670	1,587,128
23-7701-1120 Digital Media	0	0.00	86,600	2.00	99,020	0	185,620	119,501	305,121
23-7701-1200 Bowl	0	0.00	0	0.00	0	0	0	2,250,000	2,250,000
23-7701-1201 Football	0	0.00	12,180,624	32.00	1,169,834	0	13,350,458	14,554,253	27,904,711
23-7701-1202 Basketball, Men's	0	0.00	3,841,976	8.00	289,417	0	4,131,393	4,621,511	8,752,904
23-7701-1203 Track	0	0.00	896,564	8.50	211,589	0	1,108,153	3,446,129	4,554,282
23-7701-1204 Baseball	0	0.00	792,621	6.00	180,970	0	973,591	1,747,754	2,721,345
23-7701-1205 Wrestling	0	0.00	465,024	3.60	118,580	0	583,604	900,625	1,484,229
23-7701-1206 Swimming	0	0.00	307,349	3.50	94,664	0	402,013	1,186,003	1,588,016
23-7701-1207 Gymnastics, Men's	0	0.00	206,258	3.50	84,183	0	290,441	640,234	930,675
23-7701-1208 Tennis, Men's	0	0.00	208,432	2.20	71,702	0	280,134	488,373	768,507
23-7701-1209 Golf, Men's	0	0.00	215,401	2.25	60,527	0	275,928	481,471	757,399
23-7701-1210 Performance	0	0.00	1,552,307	16.00	424,386	0	1,976,693	203,847	2,180,540
23-7701-1402 Basketball, Women's	0	0.00	1,285,967	7.00	204,468	0	1,490,435	2,972,134	4,462,569
23-7701-1404 Softball	0	0.00	617,512	5.50	114,484	0	731,996	1,211,845	1,943,841
23-7701-1405 Volleyball	0	0.00	972,581	4.00	111,847	0	1,084,428	1,810,855	2,895,283
23-7701-1407 Gymnastics, Women's	0	0.00	354,918	3.50	67,790	0	422,708	1,050,699	1,473,407
23-7701-1408 Tennis, Women's	0	0.00	183,089	2.20	47,786	0	230,875	644,864	875,739
23-7701-1409 Golf, Women's	0	0.00	169,072	2.25	52,734	0	221,806	459,312	681,118
23-7701-1410 Ticketing and Engagement	0	0.00	715,302	13.00	156,433	0	871,735	1,056,430	1,928,165

COST OBJECT LISTING BY SUB PROGRAM  
 2019-2020 GENERAL OPERATING BUDGET  
 UNIVERSITY OF NEBRASKA - LINCOLN  
 Excluding IANR and NCTA

**SUBPROGRAM #/NAME: 77 Intercollegiate Athletics**

**UNL-Auxiliary-719 Auxiliaries & Services/Restricted**

COST OBJECT	Dollar	FACULTY	NON FACULTY		EMPLOYEE BENEFITS	PERSONAL SERVICE CREDITS	TOTAL PERSONAL SERVICES	TOTAL OPERATING EXPENSES	TOTAL
		FTE	Dollar	FTE					
23-7701-1411 Academics	0	0.00	1,218,425	13.00	305,664	0	1,524,089	501,824	2,025,913
23-7701-1412 Compliance	0	0.00	605,997	8.00	159,681	0	765,678	136,359	902,037
23-7701-1413 Bowling	0	0.00	160,664	2.00	58,104	0	218,768	436,583	655,351
23-7701-1414 Rifle	0	0.00	124,178	2.50	32,037	0	156,215	297,284	453,499
23-7701-1415 Life Skills	0	0.00	509,047	6.95	94,556	0	603,603	842,525	1,446,128
23-7701-1501 Soccer	0	0.00	362,999	3.85	87,846	0	450,845	1,370,458	1,821,303
23-7701-1502 Sports Center	0	0.00	679,435	15.00	235,764	0	915,199	1,719,900	2,635,099
23-7701-1503 Haymarket Park	0	0.00	7,440	0.20	0	0	7,440	839,890	847,330
23-7701-1504 Memorial Stadium	0	0.00	587,466	9.00	183,974	0	771,440	4,483,530	5,254,970
23-7701-1505 Soccer/Tennis Facility	0	0.00	136,654	3.00	60,127	0	196,781	272,950	469,731
23-7701-1510 Marketing	0	0.00	742,765	7.00	178,741	0	921,506	1,460,407	2,381,913
23-7701-1511 Spirit Squad	0	0.00	94,953	2.00	33,608	0	128,561	250,196	378,757
23-7701-1512 Hosted Events	0	0.00	0	0.00	0	0	0	159,745	159,745
23-7701-1514 Post Season Hosted Events	0	0.00	0	0.00	0	0	0	67,095	67,095
<b>TOTAL</b>	<b>126,453</b>	<b>1.78</b>	<b>47,520,915</b>	<b>332.03</b>	<b>7,643,313</b>	<b>0</b>	<b>55,290,681</b>	<b>86,224,269</b>	<b>141,514,950</b>
<b>SUB PROGRAM TOTAL</b>	<b>126,453</b>	<b>2</b>	<b>47,520,915</b>	<b>332</b>	<b>7,643,313</b>	<b>0</b>	<b>55,290,681</b>	<b>86,224,269</b>	<b>141,514,950</b>

**SUBPROGRAM #/NAME: 79 Other Auxiliary Enterprises**

**UNL-State General Fund-711 State & University Generated/Unrestricted**

COST OBJECT	Dollar	FACULTY	NON FACULTY		EMPLOYEE BENEFITS	PERSONAL SERVICE CREDITS	TOTAL PERSONAL SERVICES	TOTAL OPERATING EXPENSES	TOTAL
		FTE	Dollar	FTE					
21-7905-1002 Univ Press-Production (PR)	0	0.00	78,192	1.66	34,073	0	112,265	0	112,265
21-7905-1003 Univ Press-Sales (SL)	0	0.00	77,060	2.00	35,199	0	112,259	0	112,259
21-7905-1008 Univ Press Acquisition (AQ)	0	0.00	178,049	3.94	89,002	0	267,051	0	267,051
21-7920-0001 Lied UNL Program Support	0	0.00	0	0.00	0	0	0	25,000	25,000
<b>TOTAL</b>	<b>0</b>	<b>0.00</b>	<b>333,301</b>	<b>7.60</b>	<b>158,274</b>	<b>0</b>	<b>491,575</b>	<b>25,000</b>	<b>516,575</b>

**UNL-Auxiliary-719 Auxiliaries & Services/Restricted**

COST OBJECT	Dollar	FACULTY	NON FACULTY		EMPLOYEE BENEFITS	PERSONAL SERVICE CREDITS	TOTAL PERSONAL SERVICES	TOTAL OPERATING EXPENSES	TOTAL
		FTE	Dollar	FTE					
23-7905-0001 Univ Press Op	0	0.00	0	0.00	0	0	0	4,550,884	4,550,884
23-7905-1001 Univ Press-Manuscript Editorial (ME)	0	0.00	306,479	7.00	90,964	0	397,443	0	397,443
23-7905-1002 Univ Press-Production (PR)	0	0.00	248,796	6.34	65,411	0	314,207	0	314,207
23-7905-1003 Univ Press Sales (SL)	0	0.00	303,759	6.50	94,724	0	398,483	0	398,483
23-7905-1006 Univ Press-Directorship (DR)	0	0.00	339,869	2.50	69,595	0	409,464	0	409,464
23-7905-1007 Univ Press Business (BS)	0	0.00	147,369	3.15	44,619	0	191,988	0	191,988
23-7905-1008 Univ Press Acquisition (AQ)	0	0.00	442,364	7.57	128,943	0	571,307	0	571,307
23-7905-1009 Univ Press Journals (JR)	0	0.00	342,350	7.50	90,970	0	433,320	0	433,320
23-7905-1014 Univ Press Technology (IT)	0	0.00	97,853	2.00	32,548	0	130,401	0	130,401
23-7920-0001 Lied Center - Administration	0	0.00	378,802	5.30	157,520	0	536,322	127,000	663,322
23-7920-0004 Lied -Marketing/Audience Dev	0	0.00	230,752	4.50	54,164	0	284,916	900	285,816
23-7920-0005 Lied Center Fundraising/Development	0	0.00	163,620	3.00	38,177	0	201,797	17,300	219,097
23-7920-0007 Lied Center Performances	0	0.00	0	0.00	0	0	0	1,205,537	1,205,537
23-7920-0008 Lied Center Technical/Production	0	0.00	347,086	6.75	114,715	0	461,801	109,500	571,301
23-7920-0010 LIED-Educational & Creative Initiatives	0	0.00	43,924	0.50	13,387	0	57,311	7,850	65,161
23-7920-0014 Lied-Custodial Srv	0	0.00	268,975	6.50	72,231	0	341,206	0	341,206
23-7920-1001 Lied Center Ticket Office	0	0.00	172,662	7.00	36,270	0	208,932	39,000	247,932
23-7920-1002 Lied Center Adventure	0	0.00	108,681	2.38	32,366	0	141,047	164,300	305,347

COST OBJECT LISTING BY SUB PROGRAM  
 2019-2020 GENERAL OPERATING BUDGET  
 UNIVERSITY OF NEBRASKA - LINCOLN  
 Excluding IANR and NCTA

**SUBPROGRAM #/NAME: 79 Other Auxiliary Enterprises**

**UNL-Auxiliary-719 Auxiliaries & Services/Restricted**

COST OBJECT	Dollar	FACULTY	NON FACULTY		EMPLOYEE BENEFITS	PERSONAL SERVICE CREDITS	TOTAL PERSONAL SERVICES	TOTAL OPERATING EXPENSES	TOTAL
		FTE	Dollar	FTE					
23-7920-1025 Lied Center Front of House	0	0.00	107,793	2.00	23,494	0	131,287	6,500	137,787
23-7920-1026 Lied Center Information Services	0	0.00	126,816	2.00	42,637	0	169,453	40,000	209,453
23-7920-1027 Lied Center Rentals	0	0.00	50,068	1.00	24,891	0	74,959	0	74,959
<b>TOTAL</b>	<b>0</b>	<b>0.00</b>	<b>4,228,018</b>	<b>83.48</b>	<b>1,227,626</b>	<b>0</b>	<b>5,455,644</b>	<b>6,268,771</b>	<b>11,724,415</b>
<b>SUB PROGRAM TOTAL</b>	<b>0</b>	<b>0</b>	<b>4,561,319</b>	<b>91</b>	<b>1,385,900</b>	<b>0</b>	<b>5,947,219</b>	<b>6,293,771</b>	<b>12,240,990</b>

**SUBPROGRAM #/NAME: 98 Company Balance Sheets**

**UNL-Federal Letter of Credit-716 Federal/Restricted**

COST OBJECT	Dollar	FACULTY	NON FACULTY		EMPLOYEE BENEFITS	PERSONAL SERVICE CREDITS	TOTAL PERSONAL SERVICES	TOTAL OPERATING EXPENSES	TOTAL
		FTE	Dollar	FTE					
24-9839-0010 Instruction-Anticipated Activity	0	0.00	0	0.00	0	0	0	1,924,715	1,924,715
24-9839-0020 Research-Anticipated Activity	0	0.00	0	0.00	0	0	0	12,073,653	12,073,653
24-9839-0030 Public Service-Anticipated Activity	0	0.00	0	0.00	0	0	0	529,195	529,195
24-9839-0040 Academic Support-Anticipated Activity	0	0.00	0	0.00	0	0	0	198,392	198,392
24-9839-0050 Student Services-Anticipated Activity	0	0.00	0	0.00	0	0	0	1,188,280	1,188,280
24-9839-0080 Student Financial Support-Anticipated Ac	0	0.00	0	0.00	0	0	0	121,865,152	121,865,152
24-9839-7410 Agency-Anticipated Activity	0	0.00	0	0.00	0	0	0	9,327,260	9,327,260
<b>TOTAL</b>	<b>0</b>	<b>0.00</b>	<b>0</b>	<b>0.00</b>	<b>0</b>	<b>0</b>	<b>0</b>	<b>147,106,647</b>	<b>147,106,647</b>

**UNL-Federal Advance-717 Federal/Restricted**

COST OBJECT	Dollar	FACULTY	NON FACULTY		EMPLOYEE BENEFITS	PERSONAL SERVICE CREDITS	TOTAL PERSONAL SERVICES	TOTAL OPERATING EXPENSES	TOTAL
		FTE	Dollar	FTE					
25-9839-0010 Instruction-Anticipated Activity	0	0.00	0	0.00	0	0	0	896,211	896,211
25-9839-0020 Research-Anticipated Activity	0	0.00	0	0.00	0	0	0	39,286,332	39,286,332
25-9839-0030 Public Service-Anticipated Activity	0	0.00	0	0.00	0	0	0	1,030,878	1,030,878
25-9839-0040 Academic Support-Anticipated Activity	0	0.00	0	0.00	0	0	0	1,633,642	1,633,642
25-9839-0050 Student Services-Anticipated Activity	0	0.00	0	0.00	0	0	0	337,236	337,236
25-9839-0080 Student Financial Support-Anticipated Ac	0	0.00	0	0.00	0	0	0	171,072	171,072
25-9839-7410 Agency-Anticipated Activity	0	0.00	0	0.00	0	0	0	179,299	179,299
<b>TOTAL</b>	<b>0</b>	<b>0.00</b>	<b>0</b>	<b>0.00</b>	<b>0</b>	<b>0</b>	<b>0</b>	<b>43,534,670</b>	<b>43,534,670</b>

**UNL-Trust-Grant/Cont/Loan/End-718 Trust/Restricted**

COST OBJECT	Dollar	FACULTY	NON FACULTY		EMPLOYEE BENEFITS	PERSONAL SERVICE CREDITS	TOTAL PERSONAL SERVICES	TOTAL OPERATING EXPENSES	TOTAL
		FTE	Dollar	FTE					
26-9839-0010 Instruction-Anticipated Activity	0	0.00	0	0.00	0	0	0	4,763,775	4,763,775
26-9839-0020 Research-Anticipated Activity	0	0.00	0	0.00	0	0	0	26,913,421	26,913,421
26-9839-0030 Public Service-Anticipated Activity	0	0.00	0	0.00	0	0	0	6,828,130	6,828,130
26-9839-0040 Academic Support-Anticipated Activity	0	0.00	0	0.00	0	0	0	932,722	932,722
26-9839-0050 Student Services-Anticipated Activity	0	0.00	0	0.00	0	0	0	32,900	32,900
26-9839-0080 Student Financial Support-Anticipated Ac	0	0.00	0	0.00	0	0	0	325,858	325,858
26-9839-7410 Agency-Anticipated Activity	0	0.00	0	0.00	0	0	0	16,832,330	16,832,330
27-9839-0010 Instruction-Anticipated Activity	0	0.00	0	0.00	0	0	0	6,734,033	6,734,033
27-9839-0020 Research-Anticipated Activity	0	0.00	0	0.00	0	0	0	1,717,600	1,717,600
27-9839-0030 Public Service-Anticipated Activity	0	0.00	0	0.00	0	0	0	5,465,986	5,465,986
27-9839-0040 Academic Support-Anticipated Activity	0	0.00	0	0.00	0	0	0	2,026,716	2,026,716
27-9839-0050 Student Services-Anticipated Activity	0	0.00	0	0.00	0	0	0	78,325	78,325
27-9839-0060 Institutional Admin-Anticipated Activity	0	0.00	0	0.00	0	0	0	25,014	25,014

COST OBJECT LISTING BY SUB PROGRAM  
 2019-2020 GENERAL OPERATING BUDGET  
 UNIVERSITY OF NEBRASKA - LINCOLN  
 Excluding IANR and NCTA

**SUBPROGRAM #/NAME: 98 Company Balance Sheets**

**UNL-Trust-Grant/Cont/Loan/End-718 Trust/Restricted**

COST OBJECT	Dollar	FACULTY	NON FACULTY		EMPLOYEE BENEFITS	PERSONAL SERVICE CREDITS	TOTAL PERSONAL SERVICES	TOTAL OPERATING EXPENSES	TOTAL
		FTE	Dollar	FTE					
27-9839-0080 Student Financial Support-Anticipated Ac	0	0.00	0	0.00	0	0	0	25,078,657	25,078,657
<b>TOTAL</b>	<b>0</b>	<b>0.00</b>	<b>0</b>	<b>0.00</b>	<b>0</b>	<b>0</b>	<b>0</b>	<b>97,755,467</b>	<b>97,755,467</b>

**UNL-Auxiliary-719 Auxiliaries & Services/Restricted**

COST OBJECT	Dollar	FACULTY	NON FACULTY		EMPLOYEE BENEFITS	PERSONAL SERVICE CREDITS	TOTAL PERSONAL SERVICES	TOTAL OPERATING EXPENSES	TOTAL
		FTE	Dollar	FTE					
23-9813-1009 Accts Rec Alumni Association	0	0.00	1,069,045	17.00	164,692	0	1,233,737	0	1,233,737
23-9813-1010 Accts Rec Daily Nebraskan	0	0.00	148,620	2.00	17,122	0	165,742	0	165,742
23-9813-1039 A/R-NUtech Ventures	0	0.00	1,028,445	11.70	136,898	0	1,165,343	0	1,165,343
23-9813-1150 A/R-NICDC -Innov Campus	0	0.00	311,637	3.00	30,102	0	341,739	0	341,739
23-9813-1155 A/R-Alumni Assoc-Venue/Facility	0	0.00	266,236	7.00	50,025	0	316,261	0	316,261
23-9813-3012 SOFS HOLDING: Greek Affairs nec	0	0.00	43,297	1.00	777	0	44,074	0	44,074
23-9813-3013 SOFS Interfraternity Council	0	0.00	16,650	0.50	1,707	0	18,357	0	18,357
23-9813-3014 SOFS Panhellenic Association	0	0.00	16,650	0.50	935	0	17,585	0	17,585
23-9813-3015 SOFS ASUN	0	0.00	377,572	6.52	61,152	0	438,724	0	438,724
23-9839-0020 Budget Adjustment Anticipat Activity Inc	0	0.00	0	0.00	0	0	0	43,342,254	43,342,254
23-9839-1020 Revolving Budget Adjustment	0	0.00	0	0.00	0	0	0	17,000,000	17,000,000
<b>TOTAL</b>	<b>0</b>	<b>0.00</b>	<b>3,278,152</b>	<b>49.22</b>	<b>463,410</b>	<b>0</b>	<b>3,741,562</b>	<b>60,342,254</b>	<b>64,083,816</b>
<b>SUB PROGRAM TOTAL</b>	<b>0</b>	<b>0</b>	<b>3,278,152</b>	<b>49</b>	<b>463,410</b>	<b>0</b>	<b>3,741,562</b>	<b>348,739,038</b>	<b>352,480,600</b>

COST OBJECT LISTING BY SUB PROGRAM  
 2019-2020 GENERAL OPERATING BUDGET  
 UNIVERSITY OF NEBRASKA - LINCOLN  
 INSTITUTE OF AGRICULTURE AND NATURAL RESOURCES

**SUBPROGRAM #/NAME: 61 College of Ag Sciences and Natural Resources**

**IANR-State General Fund-715 State & University Generated/Unrestricted**

COST OBJECT	Dollar	FACULTY	NON FACULTY		EMPLOYEE BENEFITS	PERSONAL	TOTAL	TOTAL		
		FTE	Dollar	FTE		SERVICE CREDITS	PERSONAL SERVICES	OPERATING EXPENSES	TOTAL	
21-6102-0001	CASNR Dean-Operating	103,934	1.50	832,053	10.27	249,920	0	1,185,907	206,240	1,392,147
21-6102-0002	CASNR Dean-Recruitment	0	0.00	63,647	1.00	17,253	0	80,900	25,000	105,900
21-6102-0003	CASNR-Dean Retention	0	0.00	54,191	1.00	14,415	0	68,606	20,000	88,606
21-6102-0004	CASNR-Dean Placement	0	0.00	64,805	1.25	17,239	0	82,044	10,000	92,044
21-6102-0005	CASNR-Engler Agribusiness Entrep Pgm	0	0.00	189,296	1.00	50,353	0	239,649	0	239,649
21-6102-0007	CASNR-Forensic Science	158,937	1.75	68,621	1.00	60,531	0	288,089	0	288,089
21-6102-0010	CASNR - ITS Support	0	0.00	0	0.00	0	0	0	220,000	220,000
21-6103-0001	CASNR-Special	0	0.00	17,320	0.50	4,606	0	21,926	514	22,440
21-6103-0002	CASNR-Instruction Improvement	0	0.00	99,799	1.72	26,547	0	126,346	7,638	133,984
21-6103-5700	CASNR Distance Ed	0	0.00	0	0.00	0	0	0	1,800,002	1,800,002
21-6111-0002	DWFI-WC Teaching	0	0.00	0	0.00	0	0	0	363	363
21-6120-0001	ALEC-Education Operating	512,524	5.15	231,062	4.23	197,794	0	941,380	51,121	992,501
21-6120-0002	ALEC-PRTLTP-Forsberg	58,677	0.50	0	0.00	15,608	0	74,285	0	74,285
21-6121-0001	Biological Systems Engineering	717,472	6.53	188,864	4.49	241,086	0	1,147,422	19,435	1,166,857
21-6121-5200	WRRRI POE-BSE Teaching	35,363	0.40	0	0.00	9,406	0	44,769	0	44,769
21-6121-5802	BSE Prof Fee	3,328	0.00	0	0.00	885	0	4,213	0	4,213
21-6122-0001	Agronomy -Horticulture Teaching	1,614,871	14.60	233,932	5.24	491,783	0	2,340,586	12,357	2,352,943
21-6124-0001	Agricultural Economics Teaching	802,051	6.52	205,783	2.96	268,083	0	1,275,917	19,362	1,295,279
21-6125-0001	Statistics	552,612	4.90	172,562	2.50	192,897	0	918,071	10,101	928,172
21-6126-0001	Animal Science	971,406	8.32	420,705	9.47	370,303	0	1,762,414	45,791	1,808,205
21-6128-0001	Entomology	346,043	3.30	109,152	1.56	121,081	0	576,276	7,290	583,566
21-6128-5200	POE-Entomology NU Teach	58,115	0.63	9,022	0.42	17,859	0	84,996	0	84,996
21-6130-0001	Biochemistry	619,366	6.60	81,426	2.11	186,409	0	887,201	8,260	895,461
21-6130-5200	POE-Biochem Teaching	12,612	0.06	24,528	0.10	9,879	0	47,019	0	47,019
21-6131-0001	Food Science & Technology	478,764	4.44	79,776	0.70	148,575	0	707,115	12,229	719,344
21-6131-0002	Food Sci & Tech-FPC Teaching	12,871	0.15	0	0.00	3,423	0	16,294	0	16,294
21-6135-0001	Plant Pathology	224,154	2.42	59,711	0.39	75,510	0	359,375	1,397	360,772
21-6136-0001	NHS-Hospitality/Restrtr/Tourism Mgm Tch	0	0.00	18,165	0.50	4,832	0	22,997	0	22,997
21-6138-0001	SNR Teaching	1,315,804	12.10	264,446	4.07	420,347	0	2,000,597	21,795	2,022,392
21-6138-0005	Salaries SVY TCH	43,600	0.50	48,110	0.66	24,394	0	116,104	0	116,104
21-6138-0007	SNRS-Higley Teaching	45,336	0.30	0	0.00	12,059	0	57,395	0	57,395
21-6139-0001	Veterinary Biomedical Science	270,732	1.85	79,908	1.87	93,272	0	443,912	15,660	459,572
21-6139-0002	Veterinary Biomedical Sci-Vet Ed Cnt	82,325	0.70	281,186	4.21	96,695	0	460,206	97,085	557,291
21-6160-0001	Veterinary Medicine	895,722	8.20	251,374	6.45	305,127	0	1,452,223	78,181	1,530,404
21-6160-0002	VMED-ISU Contract Costs	0	0.00	0	0.00	0	0	0	1,370,000	1,370,000
21-6161-0001	Center for Grassland Studies	0	0.00	89,728	0.44	23,870	0	113,598	11,967	125,565
21-6161-0002	Center for Grassland Studies-PGA Prog	160,763	1.75	117,743	1.25	74,082	0	352,588	45,500	398,088
21-6162-0001	Plant Science-Teaching	19,759	0.12	0	0.00	5,256	0	25,015	9,000	34,015
21-6162-5200	POE - PSI Teaching	20,407	0.20	0	0.00	5,428	0	25,835	0	25,835
21-6168-0001	Plnt Hlth-Teaching	0	0.00	17,367	0.10	4,619	0	21,986	0	21,986
21-6171-5200	Food for Health-POE Teaching	45,543	0.39	0	0.00	12,115	0	57,658	0	57,658
<b>TOTAL</b>	<b>10,183,091</b>	<b>93.88</b>	<b>4,374,282</b>	<b>71.46</b>	<b>3,873,541</b>	<b>0</b>	<b>18,430,914</b>	<b>4,126,288</b>	<b>22,557,202</b>	

**IANR-State General Fund-715 Revolving/Designated**

COST OBJECT	Dollar	FACULTY	NON FACULTY		EMPLOYEE BENEFITS	PERSONAL	TOTAL	TOTAL		
		FTE	Dollar	FTE		SERVICE CREDITS	PERSONAL SERVICES	OPERATING EXPENSES	TOTAL	
22-6102-0001	CASNR Dean-Gen Activities	0	0.00	0	0.00	0	0	10,000	10,000	
22-6102-0004	CASNR Dean-Placement	0	0.00	0	0.00	0	0	5,000	5,000	
22-6103-0001	CASNR-Student Tech Fee	0	0.00	14,062	0.37	3,881	0	17,943	73,156	91,099
22-6103-0002	CASNR-Ag Sci Lab Fees	0	0.00	0	0.00	0	0	2,000	2,000	



COST OBJECT LISTING BY SUB PROGRAM  
 2019-2020 GENERAL OPERATING BUDGET  
 UNIVERSITY OF NEBRASKA - LINCOLN  
 INSTITUTE OF AGRICULTURE AND NATURAL RESOURCES

**SUBPROGRAM #/NAME: 61 College of Ag Sciences and Natural Resources**

**IANR-State General Fund-715 Revolving/Designated**

COST OBJECT	Dollar	FACULTY	NON FACULTY		EMPLOYEE BENEFITS	PERSONAL	TOTAL	TOTAL	TOTAL	
		FTE	Dollar	FTE		SERVICE CREDITS	PERSONAL SERVICES	OPERATING EXPENSES		
22-6103-0003	CASNR Ext Ed Credit	56,902	0.30	0	0.00	15,705	0	72,607	40,000	112,607
22-6103-0004	CASNR GPIdea Distance Ed	0	0.00	0	0.00	0	0	0	5,000	5,000
22-6103-0005	CASNR Ext Ed Non-credit	0	0.00	19,500	0.50	5,383	0	24,883	101,890	126,773
22-6120-0001	ALEC-General Activities	102,880	1.49	6,207	0.00	30,107	0	139,194	18,249	157,443
22-6121-0001	BSE Tech Fees	83,691	1.44	51,389	1.17	37,285	0	172,365	66,582	238,947
22-6121-0002	Biological System Engineering-Lab Fees	0	0.00	0	0.00	0	0	0	2,500	2,500
22-6121-0003	BSE Eisenhower Tch Revolving	0	0.00	0	0.00	0	0	0	1,250	1,250
22-6121-0005	BSE Subbiah Tch Revolving	0	0.00	0	0.00	0	0	0	100	100
22-6121-0007	BSE Meyer Tch Revolving	0	0.00	0	0.00	0	0	0	300	300
22-6121-0008	BSE Schinstock Tch Revolving	0	0.00	0	0.00	0	0	0	300	300
22-6121-0009	BSE Kocher Teachg Revolving	0	0.00	0	0.00	0	0	0	300	300
22-6121-0011	BSE Prof Fees	0	0.00	59,832	1.00	16,513	0	76,345	2,455	78,800
22-6122-0001	Agron - Hort Admin	0	0.00	0	0.00	0	0	0	47,522	47,522
22-6122-0003	Dist Ed-Revolving	0	0.00	1,538	0.00	425	0	1,963	16,000	17,963
22-6122-0300	Hort-AgIDEA Certif Pgm	0	0.00	0	0.00	0	0	0	3,500	3,500
22-6122-3333	Agr/Hort Non-Budgeted Positions	123,637	1.87	62,121	1.50	51,270	0	237,028	6,337	243,365
22-6124-0001	AgEcon Teaching Rev-Administration	124,149	1.00	0	0.00	34,266	0	158,415	4,000	162,415
22-6124-0002	AgEcon TchRev Great Plains IDEA	69,743	1.00	0	0.00	19,250	0	88,993	500	89,493
22-6124-0005	AgEcon Teaching Rev-Azzam	0	0.00	0	0.00	0	0	0	5,000	5,000
22-6124-0006	AgEcon Teaching Rev-Baker	0	0.00	0	0.00	0	0	0	100	100
22-6124-0016	AgEcon Teaching Rev-Hanson	0	0.00	0	0.00	0	0	0	8,000	8,000
22-6124-0018	AgEcon Teaching Rev-IAMA	0	0.00	0	0.00	0	0	0	200	200
22-6124-0019	AgEcon Teaching Rev-Johnson	0	0.00	0	0.00	0	0	0	16,000	16,000
22-6124-0027	AgEcon Teaching Rev-Perrin	0	0.00	0	0.00	0	0	0	300	300
22-6124-0030	AgEcon Teaching Rev-Royer	0	0.00	0	0.00	0	0	0	1,000	1,000
22-6124-0042	AgEcon Teaching Rev-AgriBus/MBA Pgm	0	0.00	0	0.00	0	0	0	2,000	2,000
22-6124-0101	AgEcon Teaching Rev-AgriBusiness	0	0.00	0	0.00	0	0	0	100	100
22-6125-0001	Statistics- Lab Fees	0	0.00	0	0.00	0	0	0	1,500	1,500
22-6126-0001	Animal Science Teaching Activities	0	0.00	0	0.00	0	0	0	2,000	2,000
22-6126-0002	Animal Science Laboratory Fees	0	0.00	0	0.00	0	0	0	17,000	17,000
22-6128-0001	Entomology-Distance Ed Revolving	0	0.00	19,261	0.32	5,316	0	24,577	24,531	49,108
22-6128-0002	Ento Teach Rev Lab Fees	0	0.00	0	0.00	0	0	0	5,000	5,000
22-6128-0003	ENTO DIS Distance Activities	0	0.00	0	0.00	0	0	0	1,500	1,500
22-6131-0001	Food Science & Tech-Workshops	0	0.00	32,179	0.66	8,881	0	41,060	2,874	43,934
22-6131-0003	Food Sci & Tech-Recruitment	0	0.00	0	0.00	0	0	0	7,500	7,500
22-6131-0005	FST-Great Plains Init Dist Ed Alliance	0	0.00	0	0.00	0	0	0	1,500	1,500
22-6131-0006	FST Students Ireland Trip	0	0.00	0	0.00	0	0	0	5,000	5,000
22-6131-0008	FST Extended Educ-Hutkins	0	0.00	0	0.00	0	0	0	500	500
22-6135-0001	Extd Ed Train Support Course Dev	0	0.00	513	0.00	143	0	656	1,250	1,906
22-6135-0002	P Path Dist Ed-Yuen	0	0.00	1,500	0.00	415	0	1,915	0	1,915
22-6138-0001	Nat Res Sci Teaching Lab Fees	0	0.00	0	0.00	0	0	0	25,000	25,000
22-6138-0007	SNR-Student Tech Fees	0	0.00	0	0.00	0	0	0	43,000	43,000
22-6138-3333	SNR Non-Budgeted Positions	99,693	1.16	0	0.00	27,515	0	127,208	8,673	135,881
22-6139-0001	Vet Biomed Sci-Vet Hospital Clay Cnt	0	0.00	31,419	0.78	8,671	0	40,090	10,000	50,090
22-6139-0002	Vet Biomed Sci-Records Mgm Sys	0	0.00	0	0.00	0	0	0	500	500
22-6161-0001	CGS-PGM PGA Course	0	0.00	0	0.00	0	0	0	130,000	130,000
22-6161-0002	CGS-PGM PGA Lincoln Course	0	0.00	0	0.00	0	0	0	65,000	65,000
22-6161-0004	CGS-PGM Revolving	0	0.00	0	0.00	0	0	0	2,500	2,500
22-6161-0005	CGS-PGM Scholarships	0	0.00	0	0.00	0	0	0	2,500	2,500
22-6168-3333	Budget Placeholder Cost Object	0	0.00	40,841	1.00	11,273	0	52,114	0	52,114

COST OBJECT LISTING BY SUB PROGRAM  
 2019-2020 GENERAL OPERATING BUDGET  
 UNIVERSITY OF NEBRASKA - LINCOLN  
 INSTITUTE OF AGRICULTURE AND NATURAL RESOURCES

**SUBPROGRAM #/NAME: 61 College of Ag Sciences and Natural Resources**

		TOTAL	660,695	8.26	340,362	7.30	276,299	0	1,277,356	796,969	2,074,325
<b>UNL-Federal Advance-717 Federal/Restricted</b>											
COST OBJECT	Dollar	FACULTY FTE	NON FACULTY Dollar	FTE	EMPLOYEE BENEFITS	PERSONAL SERVICE CREDITS	TOTAL PERSONAL SERVICES	TOTAL OPERATING EXPENSES	TOTAL		
25-6138-6029001 NSF NRT-INFEWS Cross-Scale Resilience	0	0.00	43,501	1.00	10,223	0	53,724	0	53,724		
<b>TOTAL</b>	<b>0</b>	<b>0.00</b>	<b>43,501</b>	<b>1.00</b>	<b>10,223</b>	<b>0</b>	<b>53,724</b>	<b>0</b>	<b>53,724</b>		
<b>UNL-Trust-Grant/Cont/Loan/End-718 Trust/Restricted</b>											
COST OBJECT	Dollar	FACULTY FTE	NON FACULTY Dollar	FTE	EMPLOYEE BENEFITS	PERSONAL SERVICE CREDITS	TOTAL PERSONAL SERVICES	TOTAL OPERATING EXPENSES	TOTAL		
26-6102-0009200 Operating Expenses	0	0.00	82,083	1.80	15,185	0	97,268	0	97,268		
26-6102-0009301 EAEP 275 & 288/Hort	17,807	0.20	0	0.00	3,295	0	21,102	0	21,102		
26-6102-0017009 UNL CUSP Admin	0	0.00	115,388	2.00	21,346	0	136,734	0	136,734		
26-6124-0184001 Ron Hanson Chair-Stokes	15,000	0.00	0	0.00	2,775	0	17,775	0	17,775		
27-6102-0009001 Engler Agribusiness Chair-Gustafson	20,000	0.00	0	0.00	3,700	0	23,700	0	23,700		
27-6122-0008001 Sunkist Fiesta Bowl Prof-Schacht	15,000	0.00	0	0.00	2,775	0	17,775	0	17,775		
27-6122-0009001 Eugene W. Price Prof-Clemente	10,000	0.00	0	0.00	1,850	0	11,850	0	11,850		
27-6122-0275001 Heuermann Professorship-Elmore	15,000	0.00	0	0.00	2,775	0	17,775	0	17,775		
27-6122-0451001 NE Wheat Grower Pres ChairProf-Baenziger	30,000	0.00	0	0.00	5,550	0	35,550	0	35,550		
27-6122-0451002 NE Wheat Growers Pres Chair Operating	47,139	0.75	0	0.00	8,721	0	55,860	0	55,860		
27-6124-0005001 Roberts College Prof-Perrin	5,000	0.00	0	0.00	925	0	5,925	0	5,925		
27-6126-0003001 Wagner Prof-Nielsen	10,000	0.00	0	0.00	1,850	0	11,850	0	11,850		
27-6126-0011001 NE Cattlemen's Prof-Erickson; G.	10,000	0.00	0	0.00	1,850	0	11,850	0	11,850		
27-6126-0015001 Omtvedt Prof-Cupp	10,000	0.00	0	0.00	1,850	0	11,850	0	11,850		
27-6130-0062001 Holmes Professor-Cahoon	15,000	0.00	0	0.00	2,775	0	17,775	0	17,775		
27-6131-0107001 Khem Shahani Prof-Hutkins	10,000	0.00	0	0.00	1,850	0	11,850	0	11,850		
27-6135-0001001 Allington Distinguished Prof-Van Etten	5,000	0.00	0	0.00	925	0	5,925	0	5,925		
<b>TOTAL</b>	<b>234,946</b>	<b>0.95</b>	<b>197,471</b>	<b>3.80</b>	<b>79,997</b>	<b>0</b>	<b>512,414</b>	<b>0</b>	<b>512,414</b>		
<b>SUB PROGRAM TOTAL</b>		<b>11,078,732</b>	<b>103</b>	<b>4,955,616</b>	<b>84</b>	<b>4,240,060</b>	<b>0</b>	<b>20,274,408</b>	<b>4,923,257</b>	<b>25,197,665</b>	

**SUBPROGRAM #/NAME: 62 Agriculture Research Division**

**IANR-State General Fund-715 State & University Generated/Unrestricted**

COST OBJECT	Dollar	FACULTY FTE	NON FACULTY Dollar	FTE	EMPLOYEE BENEFITS	PERSONAL SERVICE CREDITS	TOTAL PERSONAL SERVICES	TOTAL OPERATING EXPENSES	TOTAL		
21-6204-0001 ARD Dean-Operating	0	0.00	685,013	7.18	182,213	0	867,226	112,278	979,504		
21-6205-0001 ARD-Greenhouse Support	36,720	0.20	313,300	4.68	93,107	0	443,127	0	443,127		
21-6205-0003 ARD-Special	478,268	1.50	60,102	0.61	143,206	0	681,576	7,545	689,121		
21-6205-0004 Ard Interdisciplinary Research	0	0.00	0	0.00	0	0	0	100,000	100,000		
21-6205-0005 ARD-Innovative Research	0	0.00	0	0.00	0	0	0	3,548	3,548		
21-6205-0006 ARD-Honors Program	0	0.00	0	0.00	0	0	0	20,000	20,000		
21-6205-0010 ARD - ITS Support	0	0.00	0	0.00	0	0	0	220,000	220,000		
21-6205-4000 ARD-F&A	0	0.00	0	0.00	0	0	0	947	947		
21-6211-0002 DWFI-WC Research	0	0.00	200,509	2.45	53,337	0	253,846	107,987	361,833		
21-6220-0001 ALEC-Research Operating	112,110	1.00	50,852	0.77	43,348	0	206,310	10,153	216,463		
21-6221-0001 Biological Systems Engineering	1,153,161	9.37	582,933	10.27	461,801	0	2,197,895	81,815	2,279,710		
21-6221-5200 POE - BSE Research	53,044	0.60	0	0.00	14,110	0	67,154	0	67,154		
21-6221-5202 POE - BSE-Bio Med Engr Proj	91,298	1.00	0	0.00	24,285	0	115,583	0	115,583		
21-6221-5203 POE - BSE/COE Faculty	89,493	1.00	0	0.00	23,806	0	113,299	0	113,299		
21-6221-5205 POE-BSE/COE Faculty-Wachs	90,554	1.00	0	0.00	24,090	0	114,644	0	114,644		
21-6221-5206 POE-BSE/COE Faculty-Kievit	91,765	1.00	0	0.00	24,410	0	116,175	0	116,175		

COST OBJECT LISTING BY SUB PROGRAM  
 2019-2020 GENERAL OPERATING BUDGET  
 UNIVERSITY OF NEBRASKA - LINCOLN  
 INSTITUTE OF AGRICULTURE AND NATURAL RESOURCES

**SUBPROGRAM #/NAME: 62 Agriculture Research Division**

**IANR-State General Fund-715 State & University Generated/Unrestricted**

COST OBJECT	Dollar	FACULTY	NON FACULTY		EMPLOYEE BENEFITS	PERSONAL	TOTAL	TOTAL	TOTAL	
		FTE	Dollar	FTE		SERVICE CREDITS	PERSONAL SERVICES	OPERATING EXPENSES		
21-6222-0001	Agronomy - Horticulture Research	2,670,274	22.00	2,569,569	50.72	1,393,799	0	6,633,642	273,018	6,906,660
21-6222-5200	POE - AgHort -WRRRI	19,363	0.15	0	0.00	5,150	0	24,513	0	24,513
21-6224-0001	Agricultural Economics Research	1,334,579	10.12	340,918	5.89	445,682	0	2,121,179	41,126	2,162,305
21-6224-5200	POE - Ag Econ Rsch	110,370	1.00	0	0.00	29,358	0	139,728	0	139,728
21-6225-0001	Statistics	605,210	5.30	281,369	4.10	235,831	0	1,122,410	29,670	1,152,080
21-6226-0001	Animal Science	1,347,309	11.29	1,742,525	34.34	821,894	0	3,911,728	203,480	4,115,208
21-6227-0001	Child Youth & Fam Studies	426,442	4.62	134,289	2.75	149,154	0	709,885	14,354	724,239
21-6228-0001	Entomology	791,477	6.80	374,906	7.32	310,257	0	1,476,640	58,765	1,535,405
21-6230-0001	Biochemistry	1,375,096	12.50	187,651	4.00	415,691	0	1,978,438	111,280	2,089,718
21-6230-5200	POE-Biochem Research	127,031	0.62	122,595	0.50	66,401	0	316,027	0	316,027
21-6230-5201	POE-Redox Biology Center	377,267	4.00	0	0.00	100,353	0	477,620	0	477,620
21-6231-0001	Food Science & Technology Research	899,882	8.72	509,957	7.88	375,018	0	1,784,857	108,847	1,893,704
21-6231-0002	Food Sci & Tech-Food Processing Cnt	233,215	1.99	84,146	2.19	84,418	0	401,779	19,661	421,440
21-6231-5200	Computational Bioinformatics-POE	134,262	2.00	81,659	0.49	57,434	0	273,355	235,397	508,752
21-6234-0001	Biotechnology	0	0.00	0	0.00	0	0	0	9,657	9,657
21-6235-0001	Plant Pathology	1,171,571	9.56	482,616	7.16	440,103	0	2,094,290	41,959	2,136,249
21-6236-0001	Nutrition & Health Sciences	398,788	4.18	269,917	5.74	177,876	0	846,581	16,319	862,900
21-6236-5200	POE Nutr Health Sci Genomics	54,942	0.66	0	0.00	14,615	0	69,557	0	69,557
21-6237-0001	Textiles Merchandising & Fashion Design	80,781	0.75	80,361	1.33	42,866	0	204,008	7,278	211,286
21-6238-0001	Salaries RSH	1,579,799	13.58	911,367	11.13	662,650	0	3,153,816	163,813	3,317,629
21-6238-0005	Salaries SVY RSH	353,727	3.65	359,620	5.33	189,750	0	903,097	73,575	976,672
21-6238-0006	SNRS-Coop F/W Rsch	0	0.00	60,168	1.50	16,005	0	76,173	0	76,173
21-6238-0007	SNRS-Higley Research	105,785	0.70	0	0.00	28,139	0	133,924	0	133,924
21-6238-5200	POE - SNR Research	197,336	2.06	0	0.00	52,492	0	249,828	0	249,828
21-6239-0001	Veterinary Biomedical Science	893,190	6.43	520,595	8.75	376,066	0	1,789,851	31,926	1,821,777
21-6239-0002	Veterinary Biomedical Sci-Diagnostic Lab	610,355	4.45	818,913	17.39	380,186	0	1,809,454	10,025	1,819,479
21-6239-0003	Veterinary Biomedical Sci-Vet Ed Cnt	119,525	1.00	264,198	4.04	102,071	0	485,794	108,189	593,983
21-6240-0001	Southeast Center	0	0.00	15,275	0.10	4,062	0	19,337	276	19,613
21-6241-0001	Northeast Center	0	0.00	374,647	7.85	99,656	0	474,303	51,755	526,058
21-6242-0001	West Central Rsch	371,109	3.40	681,524	12.93	280,000	0	1,332,633	110,876	1,443,509
21-6242-0004	West Central Center Gudmunds Rsch Center	0	0.00	178,915	3.86	47,592	0	226,507	15,381	241,888
21-6243-0001	Panhandle Center	494,577	5.03	605,452	11.62	292,607	0	1,392,636	132,013	1,524,649
21-6243-0003	Panhandle Center High Plains Lab	0	0.00	119,250	2.75	31,720	0	150,970	7,008	157,978
21-6243-0004	Panhandle Cnt-Rhizomania Rsch	0	0.00	0	0.00	0	0	0	40,000	40,000
21-6243-0005	Panhandle-Lionel Harris Building	0	0.00	0	0.00	0	0	0	6,742	6,742
21-6246-0001	South Central Ag Lab Gen Op	0	0.00	227,460	4.25	60,505	0	287,965	31,519	319,484
21-6247-0001	Metro District Research	0	0.00	7,350	0.05	1,955	0	9,305	0	9,305
21-6248-0001	Industrial Ag Products Center	0	0.00	107,496	1.04	28,594	0	136,090	8,592	144,682
21-6260-0001	Veterinary Medicine	434,398	3.55	0	0.00	115,550	0	549,948	0	549,948
21-6261-0001	Center For Grassland Studies	0	0.00	103,170	0.78	27,445	0	130,615	6,167	136,782
21-6262-0001	Plant Science-Research	270,399	1.84	147,583	2.20	111,184	0	529,166	6,583	535,749
21-6262-5200	POE-PSI Research	0	0.00	0	0.00	0	0	0	200,000	200,000
21-6262-5210	POE-PSI-Dr Yu	39,211	0.40	0	0.00	10,430	0	49,641	0	49,641
21-6262-5211	POE-PSI-Dr Mower	81,622	0.80	0	0.00	21,712	0	103,334	0	103,334
21-6268-0001	Plnt Hlth-Research	0	0.00	86,837	0.50	23,099	0	109,936	0	109,936
21-6270-0001	ENREC-Research General	151,547	1.50	831,250	12.30	261,425	0	1,244,222	40,497	1,284,719
21-6270-0002	ENREC Christensen Bldg Oper	0	0.00	83,415	2.00	22,190	0	105,605	59,552	165,157
21-6270-0003	ENREC/ARDC-Maintenance Shop	0	0.00	0	0.00	0	0	0	25,557	25,557
21-6271-5200	Food for Health-POE Research	341,779	2.50	0	0.00	90,913	0	432,692	0	432,692
<b>TOTAL</b>	<b>20,398,631</b>	<b>173.82</b>	<b>15,659,672</b>	<b>270.74</b>	<b>9,591,611</b>	<b>0</b>	<b>45,649,914</b>	<b>2,965,130</b>	<b>48,615,044</b>	

COST OBJECT LISTING BY SUB PROGRAM  
 2019-2020 GENERAL OPERATING BUDGET  
 UNIVERSITY OF NEBRASKA - LINCOLN  
 INSTITUTE OF AGRICULTURE AND NATURAL RESOURCES

**SUBPROGRAM #/NAME: 62 Agriculture Research Division**

**IANR-State General Fund-715 Revolving/Designated**

COST OBJECT	FACULTY		NON FACULTY		EMPLOYEE BENEFITS	PERSONAL SERVICE CREDITS	TOTAL PERSONAL SERVICES	TOTAL OPERATING EXPENSES	TOTAL
	Dollar	FTE	Dollar	FTE					
22-6205-0001	ARD-General Activities	0	0.00	0	0.00	0	0	37,500	37,500
22-6205-0002	ARD-Royalty Activities	0	0.00	0	0.00	0	0	30,000	30,000
22-6205-0003	ARD Res & Dev Income	0	0.00	0	0.00	0	0	30,000	30,000
22-6205-0004	ARD Development Program	0	0.00	0	0.00	0	0	200,000	200,000
22-6205-0005	ARD Biotechnology Field Research	0	0.00	157,613	3.00	43,501	0	201,114	201,114
22-6205-0007	IANR Plant Growth Fac Service Center	0	0.00	177,232	4.00	48,916	0	226,148	258,306
22-6205-0009	ARD Field Phenotyping Operating Srv Cnt	0	0.00	55,466	1.00	15,308	0	70,774	70,774
22-6211-0002	Water Cnt Research Revolving	0	0.00	0	0.00	0	0	22,162	22,162
22-6211-0003	Water Science Lab-Service Center	10,961	0.10	106,150	2.00	32,322	0	149,433	155,331
22-6220-0001	ALEC-Platte Basin Time Lapse	0	0.00	36,281	1.00	10,013	0	46,294	64,062
22-6221-0001	Biol Sys Engr-Rogers Farm	0	0.00	48,402	1.10	13,359	0	61,761	232,474
22-6221-0002	BSE Soil/Water Vehicles	0	0.00	0	0.00	0	0	8,000	8,000
22-6221-0003	Biol Sys Engr-Shop	0	0.00	7,532	1.31	2,079	0	9,611	41,611
22-6221-0004	BSE Subiah Rsch Revolving	0	0.00	0	0.00	0	0	5,000	5,000
22-6221-0006	BSE Koelsch Rsh Revolving	0	0.00	0	0.00	0	0	500	500
22-6221-0007	BSE Martin/Eisenhauer Rsch Revolving	0	0.00	0	0.00	0	0	2,000	2,000
22-6221-0008	BSE Schulte Rsch Revolving	0	0.00	0	0.00	0	0	700	700
22-6221-0009	BSE Schulte/Koelsch Rsch Revolving	0	0.00	0	0.00	0	0	500	500
22-6221-0010	BSE Dept Rsch Revolving	75,986	1.00	101,687	2.00	49,038	0	226,711	288,324
22-6221-0017	BSE Irmak Rsch Revolving	0	0.00	0	0.00	0	0	95,023	95,023
22-6221-0019	BSE Royalties	0	0.00	0	0.00	0	0	1,000	1,000
22-6222-0001	Agron-Hort Operations Admin	0	0.00	2,000	0.00	552	0	2,552	60,105
22-6222-0008	Agro Soybean Research	0	0.00	0	0.00	0	0	49,374	49,374
22-6222-0010	Agro Wheat Germplasm	0	0.00	40,964	0.50	11,307	0	52,271	156,642
22-6222-0014	Agr-Ferguson Revolving	0	0.00	0	0.00	0	0	43,594	43,594
22-6222-0034	NIR Analyzer Srv Cnt	0	0.00	0	0.00	0	0	10,000	10,000
22-6222-0035	Graef Combine Srv Cnt	0	0.00	0	0.00	0	0	25,000	25,000
22-6222-0036	Graef Planter Srv Cnt	0	0.00	0	0.00	0	0	15,000	15,000
22-6222-0043	Blanco Lab Service Center	0	0.00	0	0.00	0	0	4,000	4,000
22-6222-0050	Jhala Research Revolving	0	0.00	0	0.00	0	0	14,000	14,000
22-6222-0051	Graef Bayer Research Rvlg	0	0.00	0	0.00	0	0	132,000	132,000
22-6222-1001	Agro Farm Service Center	0	0.00	113,148	2.33	31,228	0	144,376	634,727
22-6222-2003	Hort-Fleming Trust Royalties	0	0.00	4,000	0.00	1,104	0	5,104	2,000
22-6222-3333	Agr/Hort Non-Budgeted Positions	202,706	3.00	492,719	10.25	191,937	0	887,362	1,050,957
22-6225-0001	Statistical Srv	0	0.00	0	0.00	0	0	2,000	2,000
22-6225-0002	STAT-KME Eskridge	0	0.00	0	0.00	0	0	3,000	3,000
22-6225-0004	Statistics-Revolving	0	0.00	0	0.00	0	0	15,000	15,000
22-6225-0005	STAT EOB Blankenship	0	0.00	0	0.00	0	0	9,000	9,000
22-6225-0006	STAT Bioinformatics	0	0.00	0	0.00	0	0	15,000	15,000
22-6225-0007	STAT SDK Kachman	0	0.00	0	0.00	0	0	3,000	3,000
22-6226-0001	Animal Science Research Activities	0	0.00	212,131	5.10	58,548	0	270,679	273,679
22-6226-0002	Animal Science Meat Lab	0	0.00	25,000	0.00	6,900	0	31,900	76,900
22-6226-0003	Animal Science Dairy	0	0.00	0	0.00	0	0	62,000	62,000
22-6226-0004	Animal Science Beef Feed Lot	0	0.00	203,854	5.33	56,264	0	260,118	3,400,000
22-6226-0005	Animal Science Poultry Operations	0	0.00	0	0.00	0	0	15,000	15,000
22-6226-0006	Animal Science Beef Physiology & Mgmt	0	0.00	92,995	1.62	25,667	0	118,662	225,000
22-6226-0008	Animal Science Swine Farms	0	0.00	83,223	2.00	22,969	0	106,192	415,300
22-6226-0009	Animal Science Dalby Halleck Farm	0	0.00	0	0.00	0	0	100	100
22-6226-0010	Animal Science Feedmill	0	0.00	65,964	1.50	18,206	0	84,170	490,000
22-6226-0011	Animal Sci-Royalty Inc	0	0.00	33,702	1.00	9,302	0	43,004	100
22-6226-0012	ANSC Index Line Royalty Revolving	0	0.00	15,542	0.35	4,290	0	19,832	150

COST OBJECT LISTING BY SUB PROGRAM  
 2019-2020 GENERAL OPERATING BUDGET  
 UNIVERSITY OF NEBRASKA - LINCOLN  
 INSTITUTE OF AGRICULTURE AND NATURAL RESOURCES

**SUBPROGRAM #/NAME: 62 Agriculture Research Division**

**IANR-State General Fund-715 Revolving/Designated**

COST OBJECT	Dollar	FACULTY	NON FACULTY		EMPLOYEE BENEFITS	PERSONAL	TOTAL	TOTAL	TOTAL
		FTE	Dollar	FTE		SERVICE CREDITS	PERSONAL SERVICES	OPERATING EXPENSES	
22-6226-0016	0	0.00	0	0.00	0	0	0	4,500	4,500
22-6226-0017	77,562	1.00	28,831	0.67	29,364	0	135,757	67,182	202,939
22-6226-0018	0	0.00	0	0.00	0	0	0	100	100
22-6226-0021	0	0.00	36,666	1.00	10,121	0	46,787	27,482	74,269
22-6226-0023	0	0.00	0	0.00	0	0	0	11,000	11,000
22-6226-0033	0	0.00	0	0.00	0	0	0	20,000	20,000
22-6226-0039	0	0.00	0	0.00	0	0	0	170,000	170,000
22-6226-0042	0	0.00	0	0.00	0	0	0	10,000	10,000
22-6228-0001	0	0.00	0	0.00	0	0	0	1,500	1,500
22-6228-0002	0	0.00	52,108	1.00	14,382	0	66,490	83,837	150,327
22-6228-0003	0	0.00	0	0.00	0	0	0	2,500	2,500
22-6228-0005	0	0.00	0	0.00	0	0	0	6,920	6,920
22-6230-0001	223,140	4.00	642,429	13.75	238,897	0	1,104,466	471,231	1,575,697
22-6231-0001	0	0.00	153,463	7.61	42,357	0	195,820	524,779	720,599
22-6231-0003	-82,710	0.72	191,491	3.54	30,024	0	138,805	339,611	478,416
22-6231-0006	0	0.00	3,974	0.25	1,097	0	5,071	1,517,137	1,522,208
22-6231-0007	0	0.00	0	0.00	0	0	0	77,897	77,897
22-6231-0017	0	0.00	0	0.00	0	0	0	8,000	8,000
22-6231-0020	47,866	0.59	0	0.00	13,211	0	61,077	32,121	93,198
22-6231-0021	0	0.00	0	0.00	0	0	0	21,980	21,980
22-6231-0025	0	0.00	93,745	2.00	25,874	0	119,619	24,000	143,619
22-6231-0036	0	0.00	0	0.00	0	0	0	1,000	1,000
22-6231-0040	0	0.00	0	0.00	0	0	0	950	950
22-6231-1002	0	0.00	0	0.00	0	0	0	6,696	6,696
22-6231-1009	42,819	0.40	48,566	1.00	25,223	0	116,608	35,817	152,425
22-6231-1013	0	0.00	0	0.00	0	0	0	128,477	128,477
22-6231-1021	0	0.00	0	0.00	0	0	0	54,392	54,392
22-6231-1031	0	0.00	50,084	1.00	13,823	0	63,907	0	63,907
22-6231-1032	0	0.00	47,351	1.00	13,068	0	60,419	0	60,419
22-6231-1040	0	0.00	902,588	20.00	249,115	0	1,151,703	63,518	1,215,221
22-6231-1041	0	0.00	47,112	1.00	13,002	0	60,114	47,250	107,364
22-6231-1060	0	0.00	36,081	1.00	9,958	0	46,039	34,965	81,004
22-6231-1061	0	0.00	71,062	2.00	19,613	0	90,675	28,911	119,586
22-6231-1067	10,704	0.10	0	0.00	2,954	0	13,658	75,010	88,668
22-6231-1075	0	0.00	0	0.00	0	0	0	13,524	13,524
22-6231-1076	0	0.00	0	0.00	0	0	0	3,614	3,614
22-6231-1080	0	0.00	0	0.00	0	0	0	11,222	11,222
22-6231-2006	0	0.00	62,349	1.00	17,208	0	79,557	0	79,557
22-6231-2007	0	0.00	65,016	1.00	17,945	0	82,961	42,514	125,475
22-6231-2039	0	0.00	54,622	1.00	15,077	0	69,699	0	69,699
22-6231-2040	0	0.00	49,510	1.00	13,665	0	63,175	40,840	104,015
22-6231-3000	0	0.00	0	0.00	0	0	0	197,654	197,654
22-6231-3333	73,006	1.01	431,181	9.50	139,156	0	643,343	112,222	755,565
22-6235-0001	0	0.00	18,313	0.00	5,054	0	23,367	25,000	48,367
22-6235-3333	101,690	1.12	225,057	4.99	90,182	0	416,929	191,644	608,573
22-6236-0001	0	0.00	0	0.00	0	0	0	135,841	135,841
22-6236-0004	0	0.00	86,699	2.00	23,929	0	110,628	0	110,628
22-6238-0001	0	0.00	42,390	1.00	11,699	0	54,089	320,000	374,089
22-6238-0002	0	0.00	0	0.00	0	0	0	315,000	315,000
22-6238-0003	0	0.00	133,696	2.10	36,901	0	170,597	53,675	224,272
22-6238-0004	0	0.00	0	0.00	0	0	0	500	500

COST OBJECT LISTING BY SUB PROGRAM  
 2019-2020 GENERAL OPERATING BUDGET  
 UNIVERSITY OF NEBRASKA - LINCOLN  
 INSTITUTE OF AGRICULTURE AND NATURAL RESOURCES

**SUBPROGRAM #/NAME: 62 Agriculture Research Division**

**IANR-State General Fund-715 Revolving/Designated**

COST OBJECT	Dollar	FACULTY	NON FACULTY		EMPLOYEE BENEFITS	PERSONAL	TOTAL	TOTAL	TOTAL	
		FTE	Dollar	FTE		SERVICE CREDITS	PERSONAL SERVICES	OPERATING EXPENSES		
22-6238-0006	Misc. Revolving - Corman	0	0.00	0	0.00	0	0	1,000	1,000	
22-6238-0007	Fish and Wildlife Coop Residual	0	0.00	0	0.00	0	0	3,500	3,500	
22-6238-0008	Groundwater Level Projects	0	0.00	0	0.00	0	0	500	500	
22-6238-0012	Forestry Wildlife Vehicles	0	0.00	0	0.00	0	0	8,000	8,000	
22-6238-0013	Misc. Revolving - Tyre	0	0.00	0	0.00	0	0	3,000	3,000	
22-6238-0014	CSD Drilling Revolving	0	0.00	15,000	0.00	4,140	0	19,140	70,000	89,140
22-6238-0015	Misc. Revolving - North	0	0.00	0	0.00	0	0	1,000	1,000	
22-6238-0016	SNR IT/GIS Revolving	0	0.00	0	0.00	0	0	5,000	5,000	
22-6238-0017	CSD Soils Mapping Revolving	0	0.00	20,000	0.00	5,520	0	25,520	5,000	30,520
22-6238-0018	Director-CSD	0	0.00	0	0.00	0	0	1,000	1,000	
22-6238-0020	Hardin Hall Key Deposit	0	0.00	0	0.00	0	0	500	500	
22-6238-0022	SNR CALMIT Field Work Revolving	0	0.00	0	0.00	0	0	2,000	2,000	
22-6238-0024	SNR CALMIT Airborne Remote Sensing	70,986	1.00	0	0.00	19,592	0	90,578	36,000	126,578
22-6238-0026	Gilmore Vehicles Service Center	0	0.00	0	0.00	0	0	3,000	3,000	
22-6238-0029	SNR Survey Conference	0	0.00	0	0.00	0	0	3,500	3,500	
22-6238-0030	SNR GIS Project-UNL Police	0	0.00	0	0.00	0	0	500	500	
22-6238-0031	SNR-GSI Support Revolving	0	0.00	0	0.00	0	0	500	500	
22-6238-0034	SNR Malvern	0	0.00	0	0.00	0	0	2,000	2,000	
22-6238-0035	SNR-RR-Vehicle Acct Fish & Wildlife Unit	0	0.00	0	0.00	0	0	70,000	70,000	
22-6238-0036	SNR-Automation Inventory	0	0.00	0	0.00	0	0	3,000	3,000	
22-6238-0038	SNR-Copiers	0	0.00	0	0.00	0	0	40,000	40,000	
22-6238-0041	SNR-RR-Survey Vehicle Srv Cnt	0	0.00	0	0.00	0	0	35,000	35,000	
22-6238-0042	SNR-Thomas Vehicles Srv Cnt	0	0.00	0	0.00	0	0	5,000	5,000	
22-6238-0043	Suyker Vehicle Service Center	0	0.00	0	0.00	0	0	1,500	1,500	
22-6238-0047	SNR-Web Services	0	0.00	0	0.00	0	0	800	800	
22-6238-0048	SNR-OSL	0	0.00	0	0.00	0	0	10,000	10,000	
22-6238-0051	SNR-Soil Moisture Spacial Mapping	0	0.00	0	0.00	0	0	10,000	10,000	
22-6238-0052	SNR-Drilling Residual Funds	0	0.00	0	0.00	0	0	10,000	10,000	
22-6238-1050	Nebraska Mesonet-Shulski	0	0.00	143,881	2.00	39,711	0	183,592	0	183,592
22-6238-1053	HPRCC- Director Revolving	0	0.00	0	0.00	0	0	61,524	61,524	
22-6238-3333	SNR Non-Budgeted Positions	134,146	1.65	298,632	5.87	119,447	0	552,225	127,135	679,360
22-6238-3555	SVY Non-Budgeted Positions	0	0.00	19,602	0.56	5,411	0	25,013	33,880	58,893
22-6239-0002	Vet Biomed Sci-Diagnostic Lab	0	0.00	161,622	3.45	44,609	0	206,231	460,114	666,345
22-6239-0003	SVMBS Rsch & Tchg Facility	0	0.00	0	0.00	0	0	100	100	
22-6239-0005	SVMBS VDC BACT Training	0	0.00	0	0.00	0	0	200	200	
22-6239-0014	VBMS DRR Kelling	0	0.00	0	0.00	0	0	250	250	
22-6239-0016	VBMS DRR Moxley	0	0.00	0	0.00	0	0	500	500	
22-6239-0018	VBMS DRR Admin	0	0.00	108,716	2.00	30,006	0	138,722	2,000	140,722
22-6239-0021	SVMBS VDC Loy	0	0.00	0	0.00	0	0	250	250	
22-6239-1202	VBMS DRR Bacti	0	0.00	41,370	1.00	11,418	0	52,788	0	52,788
22-6239-1204	VBMS DRR Histology	0	0.00	127,474	3.00	35,182	0	162,656	0	162,656
22-6239-1206	VBMS DRR Necropsy	0	0.00	145,937	3.00	40,279	0	186,216	0	186,216
22-6239-1210	VBMS DRR Virology	0	0.00	39,310	1.00	10,849	0	50,159	0	50,159
22-6239-1211	VBMS Molecular Vir	0	0.00	36,681	1.00	10,124	0	46,805	0	46,805
22-6241-0001	Northeast Center Operations	0	0.00	46,879	0.97	12,938	0	59,817	235,069	294,886
22-6242-0001	West Central Station Operations	0	0.00	0	0.00	0	0	395,572	395,572	395,572
22-6242-0002	West Central Center Gudmunds Rsch Center	0	0.00	10,569	0.20	2,917	0	13,486	618,500	631,986
22-6242-0003	WCREC Water Lab	0	0.00	12,724	0.25	3,511	0	16,235	387,942	404,177
22-6242-0005	WCREC Wind Tunnel	0	0.00	196,187	4.25	54,148	0	250,335	327,447	577,782
22-6242-0006	WCREC GSL Dorms	0	0.00	0	0.00	0	0	5,614	5,614	5,614
22-6242-0007	WCREC GSL Ag Labor	0	0.00	86,529	2.00	23,882	0	110,411	20,633	131,044

COST OBJECT LISTING BY SUB PROGRAM  
 2019-2020 GENERAL OPERATING BUDGET  
 UNIVERSITY OF NEBRASKA - LINCOLN  
 INSTITUTE OF AGRICULTURE AND NATURAL RESOURCES

**SUBPROGRAM #/NAME: 62 Agriculture Research Division**

**IANR-State General Fund-715 Revolving/Designated**

COST OBJECT	Dollar	FACULTY	NON FACULTY		EMPLOYEE BENEFITS	PERSONAL	TOTAL	TOTAL	TOTAL
		FTE	Dollar	FTE		SERVICE CREDITS	PERSONAL SERVICES	OPERATING EXPENSES	
22-6242-0008	0	0.00	0	0.00	0	0	0	12,000	12,000
22-6242-0009	0	0.00	0	0.00	0	0	0	10,000	10,000
22-6242-0010	0	0.00	0	0.00	0	0	0	170,000	170,000
22-6242-0012	0	0.00	0	0.00	0	0	0	300,000	300,000
22-6242-0013	0	0.00	0	0.00	0	0	0	100,000	100,000
22-6242-0014	0	0.00	0	0.00	0	0	0	15,000	15,000
22-6242-0015	0	0.00	0	0.00	0	0	0	9,000	9,000
22-6242-0016	0	0.00	0	0.00	0	0	0	10,000	10,000
22-6242-0018	0	0.00	62,010	1.61	17,115	0	79,125	251,929	331,054
22-6242-0019	0	0.00	16,409	0.30	4,528	0	20,937	80,000	100,937
22-6242-0020	0	0.00	0	0.00	0	0	0	5,000	5,000
22-6242-0021	0	0.00	0	0.00	0	0	0	20,000	20,000
22-6242-1010	0	0.00	90,522	2.75	24,984	0	115,506	10,689	126,195
22-6243-0001	0	0.00	0	0.00	0	0	0	3,000	3,000
22-6243-0002	0	0.00	99,715	2.40	27,521	0	127,236	222,748	349,984
22-6243-0003	0	0.00	62,426	1.20	17,231	0	79,657	2,014,368	2,094,025
22-6243-0004	0	0.00	0	0.00	0	0	0	114,000	114,000
22-6243-0008	0	0.00	0	0.00	0	0	0	5,000	5,000
22-6243-0010	0	0.00	0	0.00	0	0	0	3,000	3,000
22-6243-0011	0	0.00	0	0.00	0	0	0	8,000	8,000
22-6243-0012	0	0.00	0	0.00	0	0	0	15,000	15,000
22-6243-0013	0	0.00	0	0.00	0	0	0	5,000	5,000
22-6243-0014	0	0.00	0	0.00	0	0	0	15,000	15,000
22-6243-0015	0	0.00	0	0.00	0	0	0	12,000	12,000
22-6243-0016	0	0.00	33,862	1.00	9,346	0	43,208	0	43,208
22-6243-0017	0	0.00	0	0.00	0	0	0	15,000	15,000
22-6243-0018	0	0.00	0	0.00	0	0	0	52,000	52,000
22-6243-0019	0	0.00	0	0.00	0	0	0	34,000	34,000
22-6243-0020	0	0.00	0	0.00	0	0	0	34,000	34,000
22-6243-0021	0	0.00	0	0.00	0	0	0	34,000	34,000
22-6243-0022	0	0.00	0	0.00	0	0	0	34,000	34,000
22-6243-0023	0	0.00	0	0.00	0	0	0	34,000	34,000
22-6243-0024	0	0.00	0	0.00	0	0	0	34,000	34,000
22-6243-0025	0	0.00	0	0.00	0	0	0	34,000	34,000
22-6246-0001	0	0.00	73,382	1.32	20,253	0	93,635	285,000	378,635
22-6248-0001	0	0.00	32,153	0.45	8,874	0	41,027	13,779	54,806
22-6262-0002	0	0.00	0	0.00	0	0	0	334,408	334,408
22-6262-0003	0	0.00	0	0.00	0	0	0	17,928	17,928
22-6270-0001	0	0.00	13,500	0.50	3,727	0	17,227	71,000	88,227
22-6270-0002	0	0.00	272,474	6.44	75,203	0	347,677	1,049,000	1,396,677
22-6270-0004	0	0.00	0	0.00	0	0	0	800	800
22-6270-0005	0	0.00	0	0.00	0	0	0	361,000	361,000
22-6270-0007	0	0.00	0	0.00	0	0	0	100,000	100,000
22-6270-0008	0	0.00	0	0.00	0	0	0	30,000	30,000
22-6270-0009	0	0.00	0	0.00	0	0	0	1,000	1,000
22-6270-0101	0	0.00	0	0.00	0	0	0	50,000	50,000
22-6271-3333	0	0.00	122,426	2.00	33,789	0	156,215	0	156,215
<b>TOTAL</b>	<b>988,862</b>	<b>15.69</b>	<b>8,039,981</b>	<b>176.32</b>	<b>2,491,964</b>	<b>0</b>	<b>11,520,807</b>	<b>20,965,715</b>	<b>32,486,522</b>

COST OBJECT LISTING BY SUB PROGRAM  
 2019-2020 GENERAL OPERATING BUDGET  
 UNIVERSITY OF NEBRASKA - LINCOLN  
 INSTITUTE OF AGRICULTURE AND NATURAL RESOURCES

**SUBPROGRAM #/NAME: 62 Agriculture Research Division**

**UNL-Federal Letter of Credit-716 Federal/Restricted**

COST OBJECT	Dollar	FACULTY	NON FACULTY		EMPLOYEE BENEFITS	PERSONAL SERVICE CREDITS	TOTAL PERSONAL SERVICES	TOTAL OPERATING EXPENSES	TOTAL
		FTE	Dollar	FTE					
24-6230-0199001 NIH Virtual immune system (R35 MIRA)	0	0.00	57,082	1.00	13,414	0	70,496	0	70,496
24-6236-0094501 Administrative Core Year 5	0	0.00	47,176	1.00	11,086	0	58,262	0	58,262
24-6236-0094502 BORC Core Year 5	58,219	1.00	0	0.00	13,682	0	71,901	0	71,901
<b>TOTAL</b>	<b>58,219</b>	<b>1.00</b>	<b>104,258</b>	<b>2.00</b>	<b>38,182</b>	<b>0</b>	<b>200,659</b>	<b>0</b>	<b>200,659</b>

**UNL-Federal Advance-717 Federal/Restricted**

COST OBJECT	Dollar	FACULTY	NON FACULTY		EMPLOYEE BENEFITS	PERSONAL SERVICE CREDITS	TOTAL PERSONAL SERVICES	TOTAL OPERATING EXPENSES	TOTAL
		FTE	Dollar	FTE					
25-6205-0054001 ARS/US MARC Meat Animal Rsch Ctr	0	0.00	3,476,232	95.60	816,913	0	4,293,145	0	4,293,145
25-6211-0032219 MRF FY19 11-002/W-3045	0	0.00	49,081	1.00	11,534	0	60,615	0	60,615
25-6222-0703001 USDA Weed Seed Rain Phenology	0	0.00	2,848	0.06	670	0	3,518	0	3,518
25-6222-0810001 USDA Tools & Germplasm for Hybrid Wheat	15,713	0.25	0	0.00	3,693	0	19,406	0	19,406
25-6222-0850001 USDA FS Vapor Pressure Deficits	0	0.00	49,972	1.00	11,743	0	61,715	0	61,715
25-6222-0852011 Track-2 FEC Year 1 Walia	0	0.00	98,230	2.00	23,083	0	121,313	0	121,313
25-6222-0856001 USDA Herbicide-Resistance-Weedy Sorghum	0	0.00	9,018	0.19	2,120	0	11,138	0	11,138
25-6226-0503219 Hatch/MRF FY19 26-226/NC-1184	0	0.00	44,125	1.00	10,370	0	54,495	0	54,495
25-6231-0291219 Hatch/MRF FY19 31-143/W-3150	0	0.00	37,763	1.00	8,874	0	46,637	0	46,637
25-6235-0275007 White Mold Resistance - Everhart	0	0.00	44,335	1.00	10,418	0	54,753	0	54,753
25-6235-0334001 NSF PBI: Molecular Mechanisms	44,830	1.00	0	0.00	10,535	0	55,365	0	55,365
25-6238-0646001 NSF Collaborative Res NASA	0	0.00	50,918	1.00	11,966	0	62,884	0	62,884
25-6238-0677318 McStennis FY18 38-101 Obj 1	0	0.00	15,450	0.00	3,630	0	19,080	0	19,080
25-6238-0733001 NOAA Natl Drought Mitigation	10,634	0.17	0	0.00	2,500	0	13,134	0	13,134
25-6238-0747001 NPS Leadership Coordination and Admin Ov	0	0.00	15,101	0.50	3,549	0	18,650	0	18,650
25-6238-0750001 USDA ARS GP Agroecosys C Flux	0	0.00	24,056	0.55	5,653	0	29,709	0	29,709
25-6238-0753001 NASA Carbon Across ABoVE Dom	0	0.00	89,814	2.00	21,106	0	110,920	0	110,920
25-6238-0761219 McStennis FY19 38-107	0	0.00	41,113	0.80	9,662	0	50,775	0	50,775
25-6238-0779001 NOAA NPRCC	258,349	3.33	214,194	3.60	111,048	0	583,591	0	583,591
25-6238-0779007 NOAA NIDIS Help Desk (FY19)	97,954	1.00	434,060	8.50	125,024	0	657,038	0	657,038
25-6238-0826001 NSF DRK-12 High School Student	0	0.00	43,329	1.00	10,182	0	53,511	0	53,511
25-6238-0835001 NSF Decisions about Socioscientific Issu	0	0.00	51,065	1.00	12,000	0	63,065	0	63,065
25-6238-0883219 McStennis FY19 38-114	0	0.00	10,279	0.20	2,415	0	12,694	0	12,694
25-6239-0235100 USDA STEC in Beef -RM	0	0.00	126,965	3.00	29,837	0	156,802	0	156,802
25-6239-0235146 USDA STEC IN BEEF -DB	0	0.00	41,782	1.00	9,818	0	51,600	0	51,600
25-6241-0232002 USDA NIFA Hunt Evaluating Efficacy of In	0	0.00	54,215	1.12	12,740	0	66,955	0	66,955
25-6242-0203419 MRF FY19 42-113/NC-246	0	0.00	13,784	0.25	3,239	0	17,023	0	17,023
<b>TOTAL</b>	<b>427,480</b>	<b>5.75</b>	<b>5,037,729</b>	<b>127.37</b>	<b>1,284,322</b>	<b>0</b>	<b>6,749,531</b>	<b>0</b>	<b>6,749,531</b>

**UNL-Trust-Grant/Cont/Loan/End-718 Trust/Restricted**

COST OBJECT	Dollar	FACULTY	NON FACULTY		EMPLOYEE BENEFITS	PERSONAL SERVICE CREDITS	TOTAL PERSONAL SERVICES	TOTAL OPERATING EXPENSES	TOTAL
		FTE	Dollar	FTE					
26-6211-0013001 Hastings Vadose Zone Nitrate Study	21,965	0.33	0	0.00	4,063	0	26,028	0	26,028
26-6211-0022001 CSU Sustain Ag Preserve Ogallala Aquifer	0	0.00	99,639	2.00	18,434	0	118,073	0	118,073
26-6211-0022002 CSU Ogallala Aquifer-Rudnick/Schafer	0	0.00	45,900	1.00	8,492	0	54,392	0	54,392
26-6211-0026001 NET Vadose Zone Mgmt Water Quality	22,630	0.34	0	0.00	4,187	0	26,817	0	26,817
26-6221-0136001 C Platte NRD Measurement Growing Season	0	0.00	19,999	0.50	3,700	0	23,699	0	23,699
26-6221-0301002 Eberhard Prof of Agriculture-Irmak	15,000	0.00	0	0.00	2,775	0	17,775	0	17,775
26-6221-0377001 LBNL ARM Infrastructure Program	71,574	1.00	0	0.00	13,242	0	84,816	0	84,816
26-6221-0396001 Splinter Chair Stipend	10,000	0.00	0	0.00	1,850	0	11,850	0	11,850
26-6221-0397001 Othmer Match for Splinter Chair Stipend	10,000	0.00	0	0.00	1,850	0	11,850	0	11,850
26-6222-0126001 Raikes/Othmer Prof - Mackenzie; Sally	5,000	0.00	0	0.00	925	0	5,925	0	5,925



COST OBJECT LISTING BY SUB PROGRAM  
 2019-2020 GENERAL OPERATING BUDGET  
 UNIVERSITY OF NEBRASKA - LINCOLN  
 INSTITUTE OF AGRICULTURE AND NATURAL RESOURCES

**SUBPROGRAM #/NAME: 62 Agriculture Research Division**

**UNL-Trust-Grant/Cont/Loan/End-718 Trust/Restricted**

COST OBJECT	Dollar	FACULTY	NON FACULTY		EMPLOYEE BENEFITS	PERSONAL	TOTAL	TOTAL	TOTAL	
		FTE	Dollar	FTE		SERVICE CREDITS	PERSONAL SERVICES	OPERATING EXPENSES		
26-6222-0127001	Othmer Match for Raikes Fd-Mackenzie; S.	5,000	0.00	0	0.00	925	0	5,925	0	5,925
26-6222-0728001	Grazing & Harvesting Cover Crops Affect	0	0.00	45,990	1.00	8,509	0	54,499	0	54,499
26-6222-0738001	Valent Plant Phenomics	0	0.00	41,901	1.00	7,752	0	49,653	0	49,653
26-6222-0750021	NGPC Juniper Inv - Segment 2 Twidwell	0	0.00	56,023	1.00	10,364	0	66,387	0	66,387
26-6222-0872001	USGA Growing Degree Day Models	0	0.00	40,329	1.00	7,460	0	47,789	0	47,789
26-6222-0896001	Corn Bd SENSE Nitrogen Mgmt	0	0.00	49,075	1.00	9,080	0	58,155	0	58,155
26-6222-0916001	Wisconsin Validation of Benchmarking Pro	0	0.00	49,056	1.00	9,076	0	58,132	0	58,132
26-6222-0919001	NE Soybean Bd Winter Nursery Support FY1	0	0.00	44,165	1.00	8,171	0	52,336	0	52,336
26-6226-0516001	UNMC Steroidogenesis	0	0.00	41,351	1.00	7,649	0	49,000	0	49,000
26-6230-0190004	NDED VESTAL W2O	47,840	1.00	0	0.00	8,851	0	56,691	0	56,691
26-6231-0299001	Food Science & Tech	126,087	1.00	0	0.00	23,326	0	149,413	0	149,413
26-6238-0439010	NGPC MO River Sportfish Ecology yr 10	67,789	1.00	0	0.00	12,542	0	80,331	0	80,331
26-6238-0717002	LBNL AmeriFlux Core Site Ntwk	0	0.00	19,320	0.45	3,574	0	22,894	0	22,894
26-6238-0719001	NGPC Wildlife Mgt-Human Dimens	47,382	0.50	0	0.00	8,766	0	56,148	0	56,148
26-6238-0772001	NGPC Nebraska Sportserson	0	0.00	60,147	1.00	11,127	0	71,274	0	71,274
26-6238-0822001	IPAS NGPC Wildlife Survey	0	0.00	49,716	1.00	9,197	0	58,913	0	58,913
26-6238-0824001	LPSNRD Geologist-Hydrogeologist	0	0.00	34,514	0.50	6,385	0	40,899	0	40,899
26-6238-0861001	CPNRD GW Recharge-Nitrate Trans	74,424	1.00	0	0.00	13,768	0	88,192	0	88,192
26-6238-0878001	NDEQ Ag Data Clearinghouse	0	0.00	49,641	1.00	9,184	0	58,825	0	58,825
26-6238-6001374	NGPC Pheasant Population-Seg 2	0	0.00	37,270	1.00	6,894	0	44,164	0	44,164
26-6238-6001515	NGPC Invasive Species-Seg 10	0	0.00	55,334	1.00	10,236	0	65,570	0	65,570
26-6238-6001571	NGPC Human Dimensions-NE Fish Seg 11	64,696	1.00	0	0.00	11,969	0	76,665	0	76,665
26-6238-6027004	NGPC RWBJV Sci Coord-yr 4	0	0.00	51,978	1.00	9,616	0	61,594	0	61,594
26-6242-0179001	NU Foundation Gudmendsen Sandhills Lab	0	0.00	10,485	0.19	1,939	0	12,424	0	12,424
26-6261-0012002	Beef Systems Initiative-MacDonald	0	0.00	33,577	1.00	6,212	0	39,789	0	39,789
26-6271-0001003	NFHC-Raikes-Mouse	0	0.00	64,556	2.00	11,943	0	76,499	0	76,499
26-6271-0001005	NFHC-Raikes-Clinical	0	0.00	59,276	1.00	10,966	0	70,242	0	70,242
26-6271-0001009	NFHC-Raikes-Rose	0	0.00	48,426	1.00	8,958	0	57,384	0	57,384
27-6222-0020001	Horticulture Project 20-138	0	0.00	9,716	0.25	1,797	0	11,513	0	11,513
27-6222-0211001	SCAL Weed Sci	0	0.00	43,068	0.75	7,967	0	51,035	0	51,035
27-6222-0390001	Haskins Plant Genetics PROF - Hyten	5,000	0.00	0	0.00	925	0	5,925	0	5,925
27-6222-0593001	Francis Misc Donors	0	0.00	11,811	0.25	2,186	0	13,997	0	13,997
27-6222-0626001	NSP Soybean Breeding Research	0	0.00	43,598	1.00	8,065	0	51,663	0	51,663
27-6222-0627001	NSP Presidential Chair Stipend - Graef	30,000	0.00	0	0.00	5,550	0	35,550	0	35,550
27-6222-0746001	Othmer Match/Haskins Prof - Hyten Jr.	5,000	0.00	0	0.00	925	0	5,925	0	5,925
27-6224-0150001	Eberhard Prof of Agriculture-Giannakas	15,000	0.00	0	0.00	2,775	0	17,775	0	17,775
27-6224-0179001	Roy Frederick Prof-Azzam	10,000	0.00	0	0.00	1,850	0	11,850	0	11,850
27-6224-0180001	Roy Frederick Prof-Fulginiti	10,000	0.00	0	0.00	1,850	0	11,850	0	11,850
27-6228-0001001	Dept Discretion Industry Donors	0	0.00	10,788	0.24	1,997	0	12,785	0	12,785
27-6228-0258001	Insect Management Industry-Wright	0	0.00	13,784	0.25	2,550	0	16,334	0	16,334
27-6230-0174001	George Holmes Prof-DiRusso	15,000	0.00	0	0.00	2,775	0	17,775	0	17,775
27-6235-0284001	Van Etten Foundation Funds	54,534	1.00	0	0.00	10,089	0	64,623	0	64,623
27-6241-0001001	Swine - NEREC #42-023	0	0.00	24,576	0.63	4,547	0	29,123	0	29,123
27-6242-0008001	Neb Beef Cow-Calf Professorship	10,000	0.00	0	0.00	1,850	0	11,850	0	11,850
27-6243-0001001	Panhandle R&E Gen Rsch Fund - Soils Prog	0	0.00	11,813	0.25	2,186	0	13,999	0	13,999
27-6243-0002001	William F Fawcett Fund	0	0.00	8,076	0.25	1,495	0	9,571	0	9,571
27-6243-0005001	Alternative Crops Breeding - Santra	0	0.00	35,184	1.00	6,509	0	41,693	0	41,693
27-6243-0008001	Weed Control Res Fund - Wilson	0	0.00	34,755	1.00	6,430	0	41,185	0	41,185
27-6243-0009001	Plan Diseases Research Fund - Harveson	0	0.00	11,816	0.25	2,186	0	14,002	0	14,002
27-6243-0013001	Murphy Arboretum Fund - Hergert	0	0.00	18,842	0.50	3,486	0	22,328	0	22,328
27-6243-0140001	Potato Research	0	0.00	13,882	0.35	2,568	0	16,450	0	16,450

COST OBJECT LISTING BY SUB PROGRAM  
 2019-2020 GENERAL OPERATING BUDGET  
 UNIVERSITY OF NEBRASKA - LINCOLN  
 INSTITUTE OF AGRICULTURE AND NATURAL RESOURCES

**SUBPROGRAM #/NAME: 62 Agriculture Research Division**

**UNL-Trust-Grant/Cont/Loan/End-718 Trust/Restricted**

COST OBJECT	Dollar	FACULTY	NON FACULTY		EMPLOYEE BENEFITS	PERSONAL SERVICE CREDITS	TOTAL PERSONAL SERVICES	TOTAL OPERATING EXPENSES	TOTAL
		FTE	Dollar	FTE					
27-6248-0058001 Corn Board Endowment	0	0.00	34,940	0.60	6,464	0	41,404	0	41,404
27-6248-0065001 NE Corn Checkoff Presidential Chair-Wilk	30,000	0.00	0	0.00	5,550	0	35,550	0	35,550
27-6270-0002001 Justin McMechan Misc	0	0.00	10,004	0.25	1,850	0	11,854	0	11,854
27-6271-0003001 NE Food for Health Presidential Chair-Be	30,000	0.00	0	0.00	5,550	0	35,550	0	35,550
27-6271-0003002 NFHC Discretionary	0	0.00	72,620	1.00	13,435	0	86,055	0	86,055
<b>TOTAL</b>	<b>803,921</b>	<b>8.17</b>	<b>1,516,941</b>	<b>32.46</b>	<b>429,364</b>	<b>0</b>	<b>2,750,226</b>	<b>0</b>	<b>2,750,226</b>

**UNL-Auxiliary-719 Auxiliaries & Services/Restricted**

COST OBJECT	Dollar	FACULTY	NON FACULTY		EMPLOYEE BENEFITS	PERSONAL SERVICE CREDITS	TOTAL PERSONAL SERVICES	TOTAL OPERATING EXPENSES	TOTAL
		FTE	Dollar	FTE					
23-6205-0001 ARD-Husker Genetics Oper	0	0.00	261,615	4.50	78,222	0	339,837	455,000	794,837
23-6205-0002 ARD-MARC	0	0.00	315,579	5.00	94,359	0	409,938	2,578,287	2,988,225
23-6222-0005 Agr-Wortmann Srv Prod Testing	0	0.00	0	0.00	0	0	0	2,000	2,000
23-6222-0007 Mason Product Testing Trials	0	0.00	0	0.00	0	0	0	15,000	15,000
23-6222-0008 Agr-Ferguson-Industry Fee	0	0.00	0	0.00	0	0	0	1,500	1,500
23-6222-0010 Agro Alfalfa Variety	0	0.00	7,000	0.00	2,093	0	9,093	10,000	19,093
23-6222-0012 Hort Sousek	0	0.00	0	0.00	0	0	0	16,000	16,000
23-6235-0002 Plt Path Mitra Lab Tests	0	0.00	0	0.00	0	0	0	2,000	2,000
23-6235-0004 Plant Path Nematode Diagnostics	0	0.00	22,415	0.49	6,702	0	29,117	0	29,117
<b>TOTAL</b>	<b>0</b>	<b>0.00</b>	<b>606,609</b>	<b>9.99</b>	<b>181,376</b>	<b>0</b>	<b>787,985</b>	<b>3,079,787</b>	<b>3,867,772</b>

**SUB PROGRAM TOTAL    22,677,113            204    30,965,190            619    14,016,819            0    67,659,122            27,010,632            94,669,754**

**SUBPROGRAM #/NAME: 63 Cooperative Extension Service**

**IANR-State General Fund-715 State & University Generated/Unrestricted**

COST OBJECT	Dollar	FACULTY	NON FACULTY		EMPLOYEE BENEFITS	PERSONAL SERVICE CREDITS	TOTAL PERSONAL SERVICES	TOTAL OPERATING EXPENSES	TOTAL
		FTE	Dollar	FTE					
21-6306-0001 Dean Col Ed & Human Sci	0	0.00	69,239	0.20	18,418	0	87,657	1,000	88,657
21-6308-0001 CED Dean-Operating	37,673	0.24	1,442,863	12.19	393,822	0	1,874,358	399,930	2,274,288
21-6309-0002 CED-Educator Recruitment	0	0.00	0	0.00	0	0	0	25,000	25,000
21-6309-0006 CED-Special	1,758,583	10.50	4,270	0.25	481,209	0	2,244,062	0	2,244,062
21-6309-0007 CED-Husker Harvest Days	0	0.00	0	0.00	0	0	0	50,000	50,000
21-6309-0009 CED-Telecommunications	0	0.00	0	0.00	0	0	0	34,500	34,500
21-6309-0010 CED - ITS Support	0	0.00	0	0.00	0	0	0	220,000	220,000
21-6311-0002 DWFI-WC Extension	0	0.00	12,324	0.05	3,278	0	15,602	20,565	36,167
21-6320-0001 ALEC-Extension Operating	64,694	0.75	83,563	1.60	39,438	0	187,695	14,900	202,595
21-6320-0002 ALEC-PRTL-P-Forsberg	29,338	0.25	0	0.00	7,804	0	37,142	0	37,142
21-6321-0001 Biological Systems Engineering	625,978	5.65	310,891	4.51	249,206	0	1,186,075	23,717	1,209,792
21-6321-5200 WRRRI POE-BSE Extension	26,258	0.30	0	0.00	6,984	0	33,242	0	33,242
21-6322-0001 Agronomy-Horticulture Extension	619,208	5.37	267,708	4.69	235,920	0	1,122,836	52,960	1,175,796
21-6324-0001 Agricultural Economics	553,026	5.55	409,746	6.60	256,098	0	1,218,870	27,898	1,246,768
21-6326-0001 Animal Science	923,123	8.69	110,392	2.14	274,915	0	1,308,430	32,422	1,340,852
21-6327-0001 Child Youth & Fam Studies	235,668	2.53	66,824	1.41	80,462	0	382,954	21,077	404,031
21-6328-0001 Entomology	140,056	1.37	153,156	2.00	77,994	0	371,206	27,801	399,007
21-6329-0001 4H Youth Development	628,807	7.30	262,907	4.31	237,195	0	1,128,909	76,494	1,205,403
21-6331-0001 Food Science Extension	186,876	2.09	70,276	0.77	68,403	0	325,555	4,432	329,987
21-6331-0002 Food Sci FPC Ext	100,486	0.85	236,436	3.08	89,622	0	426,544	19,440	445,984
21-6335-0001 Plant Pathology	195,805	2.20	106,540	1.58	80,427	0	382,772	15,086	397,858
21-6336-0001 Nutrition & Health Sciences	183,662	1.85	76,881	1.42	69,305	0	329,848	16,734	346,582

COST OBJECT LISTING BY SUB PROGRAM  
 2019-2020 GENERAL OPERATING BUDGET  
 UNIVERSITY OF NEBRASKA - LINCOLN  
 INSTITUTE OF AGRICULTURE AND NATURAL RESOURCES

**SUBPROGRAM #/NAME: 63 Cooperative Extension Service**

**IANR-State General Fund-715 State & University Generated/Unrestricted**

COST OBJECT	Dollar	FACULTY	NON FACULTY		EMPLOYEE BENEFITS	PERSONAL	TOTAL	TOTAL	TOTAL	
		FTE	Dollar	FTE		SERVICE CREDITS	PERSONAL SERVICES	OPERATING EXPENSES		
21-6336-0002	NHS-Hospitality/Restr/ Tourism Mgm Ext	0	0.00	18,165	0.50	4,832	0	22,997	0	22,997
21-6337-0001	Textiles Clothing & Design	158,816	1.85	52,620	0.73	56,242	0	267,678	13,618	281,296
21-6338-0001	Nat Res Sci Extension	222,701	2.40	206,692	2.92	114,219	0	543,612	25,667	569,279
21-6338-0005	Salaries EXT	171,238	2.08	398,749	6.34	151,617	0	721,604	78,005	799,609
21-6339-0001	Veterinary Biomedical Science	50,278	0.25	49,989	0.95	26,670	0	126,937	18,997	145,934
21-6339-0002	Veterinary Biomedical Science-Vet Ed Cnt	37,199	0.30	17,288	0.40	14,493	0	68,980	6,642	75,622
21-6340-0001	Southeast Center	0	0.00	139,698	1.01	37,159	0	176,857	28,072	204,929
21-6340-0002	SERec-Extension Educators	2,155,291	30.00	95,918	2.40	598,822	0	2,850,031	28,053	2,878,084
21-6341-0001	Northeast Center	0	0.00	247,643	3.79	65,873	0	313,516	89,541	403,057
21-6341-0002	NERec-Extension Educators	2,431,752	34.10	165,882	2.15	690,970	0	3,288,604	13,389	3,301,993
21-6342-0001	West Central Center	399,307	3.60	344,069	5.55	197,739	0	941,115	73,876	1,014,991
21-6342-0002	WCRec-Extension Educators	2,569,310	35.30	74,287	2.00	703,197	0	3,346,794	17,269	3,364,063
21-6343-0001	Panhandle Center	562,469	5.84	297,988	4.63	228,883	0	1,089,340	136,590	1,225,930
21-6343-0002	PHRec-Extension Educators	763,399	10.00	24,566	0.60	209,598	0	997,563	8,843	1,006,406
21-6347-0001	Metro District Extension	0	0.00	139,650	0.95	37,148	0	176,798	10,500	187,298
21-6347-0002	Metro District-Extension Educators	1,673,707	23.50	143,658	3.00	483,419	0	2,300,784	17,900	2,318,684
21-6348-0001	Industrial Ag Products	0	0.00	9,318	0.16	2,478	0	11,796	2,987	14,783
21-6361-0001	Center for Grassland Studies	0	0.00	103,170	0.78	27,445	0	130,615	6,151	136,766
21-6368-0001	Plnt Hlth-Extension	0	0.00	17,367	0.10	4,619	0	21,986	0	21,986
21-6370-0001	ENREC-Extension General	151,546	1.50	268,277	3.90	111,673	0	531,496	0	531,496
21-6370-0002	ENREC-Extension Educator	103,540	1.55	0	0.00	27,543	0	131,083	0	131,083
<b>TOTAL</b>	<b>17,759,794</b>	<b>207.76</b>	<b>6,499,010</b>	<b>89.66</b>	<b>6,465,139</b>	<b>0</b>	<b>30,723,943</b>	<b>1,660,056</b>	<b>32,383,999</b>	

**IANR-State General Fund-715 Revolving/Designated**

COST OBJECT	Dollar	FACULTY	NON FACULTY		EMPLOYEE BENEFITS	PERSONAL	TOTAL	TOTAL	TOTAL	
		FTE	Dollar	FTE		SERVICE CREDITS	PERSONAL SERVICES	OPERATING EXPENSES		
22-6309-0001	CED-General Activities	0	0.00	0	0.00	0	0	20,000	0	20,000
22-6309-0004	CED-Communications Activity	0	0.00	0	0.00	0	0	40,000	0	40,000
22-6311-0002	Water Center Rsch Extension	0	0.00	0	0.00	0	0	2,000	0	2,000
22-6321-0001	Biological Systems Engineering-Planning	0	0.00	0	0.00	0	0	19,684	0	19,684
22-6321-0003	Biol Sys Engr-Chemigation	0	0.00	0	0.00	0	0	10,500	0	10,500
22-6321-0004	BSE Franti Ext Revolving	0	0.00	0	0.00	0	0	1,000	0	1,000
22-6321-0005	BSE Physical Groundwater Models	0	0.00	0	0.00	0	0	2,500	0	2,500
22-6321-0006	BSE Ext Woldt	0	0.00	0	0.00	0	0	33,000	0	33,000
22-6321-0010	BSE Woldt Ext Revolving	0	0.00	0	0.00	0	0	500	0	500
22-6321-0015	BSE Ext Rev Stowell	0	0.00	0	0.00	0	0	72,483	0	72,483
22-6321-0016	BSE Ext Rev Jasa	0	0.00	0	0.00	0	0	4,000	0	4,000
22-6321-0017	BSE Ext Rev Irrigation Group	0	0.00	0	0.00	0	0	500	0	500
22-6321-0018	BSE Ext Rev closeout	0	0.00	0	0.00	0	0	500	0	500
22-6321-0019	BSE Ext-Ventilation Workshops	0	0.00	0	0.00	0	0	5,000	0	5,000
22-6321-0022	BSE Ext Hay	0	0.00	0	0.00	0	0	100	0	100
22-6322-0001	Agro Ext Operating	587	0.01	0	0.00	163	0	750	58,143	58,893
22-6322-0010	Agr-Pesticide Education	40,753	0.50	151,742	3.55	53,130	0	245,625	115,770	361,395
22-6322-0019	UNL Marketplace-A/H Weed Guide	0	0.00	0	0.00	0	0	7,000	0	7,000
22-6322-2021	Hort Read	0	0.00	21,750	0.50	6,004	0	27,754	0	27,754
22-6322-3333	Agr/Hort Non-Budgeted Positions	77,507	1.50	0	0.00	21,392	0	98,899	24,063	122,962
22-6324-0002	AgEcon Extension Rev-Administration	0	0.00	19,245	0.30	5,311	0	24,556	120,309	144,865
22-6324-0003	Ag Economics-Farm Financial Mgmt	0	0.00	0	0.00	0	0	43,000	0	43,000
22-6324-0012	AgEcon Extension Rev-Cornhusker	0	0.00	0	0.00	0	0	1,000	0	1,000
22-6324-0013	AgEcon Extension Rev-Lubben	5,762	0.05	0	0.00	1,591	0	7,353	1,495	8,848

COST OBJECT LISTING BY SUB PROGRAM  
 2019-2020 GENERAL OPERATING BUDGET  
 UNIVERSITY OF NEBRASKA - LINCOLN  
 INSTITUTE OF AGRICULTURE AND NATURAL RESOURCES

**SUBPROGRAM #/NAME: 63 Cooperative Extension Service**

**IANR-State General Fund-715 Revolving/Designated**

COST OBJECT	Dollar	FACULTY	NON FACULTY		EMPLOYEE BENEFITS	PERSONAL	TOTAL	TOTAL	TOTAL
		FTE	Dollar	FTE		SERVICE CREDITS	PERSONAL SERVICES	OPERATING EXPENSES	
22-6324-0020		AgEcon Extension Rev-Jose	0	0.00	0	0	0	16,000	16,000
22-6324-0102		AgEcon Extension Rev-Aiken	0	0.00	0	0	0	2,500	2,500
22-6324-0112		AgEcon Extension Rev-Beginning Farmer	0	0.00	0	0	0	1,500	1,500
22-6326-0001		Animal Science Extension Activities	0	0.00	3,000	0.00	828	100	3,928
22-6326-0002		UNL Marketplace-Animal Science	0	0.00	0	0.00	0	500	500
22-6326-0003		ANSC EXT REV BQA Certification	0	0.00	0	0.00	0	10,000	10,000
22-6326-0004		ANSC EXT REV BQA NE Beef Council	0	0.00	0	0.00	0	1,000	1,000
22-6327-0001		CYAF-Exten Operations	0	0.00	0	0.00	0	160	160
22-6328-0001		Entomology-Extension Operations	0	0.00	0	0.00	0	18,000	18,000
22-6328-0002		ENTO FPB Baxendale	0	0.00	0	0.00	0	1,100	1,100
22-6328-1001		Ernto Bee Research	0	0.00	37,287	1.00	10,290	0	47,577
22-6329-0001	74,099	4H Curriculum	1.10	145,430	3.64	60,590	0	280,119	266,071
22-6329-0002	0	4H Foundation Clearing	0.00	38,681	1.00	10,676	0	49,357	82,799
22-6329-0004	0	State 4H Camp	0.00	70,330	3.70	19,410	0	89,740	140,000
22-6329-0005	0	Eastern 4H Camp	0.00	112,310	4.70	30,997	0	143,307	220,000
22-6329-0007	0	4H Citizenship/Civic Ed	0.00	0	0.00	0	0	35,000	35,000
22-6329-0008	0	4H Out-of-School	0.00	0	0.00	0	0	5,000	5,000
22-6329-0009	0	4H Environment/Outdoor Ed	0.00	0	0.00	0	0	120,000	120,000
22-6329-0010	0	4H Leadership/Personal Dev	0.00	87,654	2.00	24,193	0	111,847	40,000
22-6329-0011	0	4H Science & Technology	0.00	0	0.00	0	0	20,000	20,000
22-6329-0012	15,399	4H System Management	0.20	0	0.00	4,250	0	19,649	10,000
22-6329-0013	0	4H State Fair	0.00	0	0.00	0	0	150,751	150,751
22-6329-0014	0	4H Horsemanship	0.00	0	0.00	0	0	30,000	30,000
22-6329-0015	0	4H Contests	0.00	0	0.00	0	0	3,000	3,000
22-6329-1131	0	4H Cyber Fair	0.00	19,501	0.50	5,383	0	24,884	0
22-6331-0001	0	Food Sci FPC Workshops	0.00	0	0.00	0	0	47,000	47,000
22-6331-0002	0	FST Food Certification	0.00	0	0.00	0	0	500	500
22-6331-0003	9,788	Professional Training	0.12	0	0.00	2,701	0	12,489	33,354
22-6331-0004	0	FPC Serv Safe	0.00	0	0.00	0	0	67,112	67,112
22-6331-3333	0	FST-Non-Budgeted Positions (EXT)	0.00	20,400	0.40	5,630	0	26,030	10,000
22-6335-0011	0	PPath-Residual Bal-Jackson-Ziems	0.00	60,681	1.50	16,748	0	77,429	0
22-6336-0001	57,299	Nutr & Health Sci-Extension Revolving	1.00	1,200	0.00	16,145	0	74,644	6,491
22-6338-0002	0	Nat Res Sci Extension Conferces	0.00	0	0.00	0	0	6,000	6,000
22-6338-0005	0	SNR - Ferraro Vehicles	0.00	0	0.00	0	0	6,000	6,000
22-6338-0008	0	SNR Sales Revolving	0.00	0	0.00	0	0	90,000	90,000
22-6338-0009	0	NMNP Revolving	0.00	40,381	1.00	11,145	0	51,526	10,000
22-6338-0012	0	NOAA HPRCC-Umphlett	0.00	12,985	0.25	3,584	0	16,569	64,537
22-6338-3333	32,145	SNR Non-Budgeted Positions	0.40	0	0.00	8,872	0	41,017	71,986
22-6338-3555	0	SVY Non-Budgeted Positions	0.00	6,651	0.19	1,836	0	8,487	18,731
22-6340-0001	0	Southeast Dist Extension Rev Operations	0.00	0	0.00	0	0	45,000	45,000
22-6340-0005	0	SE District Co Extension Offices Revolv	0.00	0	0.00	0	0	350,000	350,000
22-6340-1999	0	SE District Non-Budgeted Positions	0.00	33,840	1.00	9,341	0	43,181	0
22-6340-3306	0	SE District Crop Mgmt Diag Clinic	0.00	44,002	1.00	12,144	0	56,146	15,127
22-6341-0001	0	Northeast Cnt-Extension Revolving	0.00	0	0.00	0	0	30,048	30,048
22-6341-0004	0	NEREC-Beef Home Study	0.00	0	0.00	0	0	2,000	2,000
22-6341-0006	0	NEREC Extension Educator Revolving	0.00	0	0.00	0	0	275,000	275,000
22-6341-0007	0	NEREC Interlocal Burt	0.00	47,042	1.00	12,984	0	60,026	0
22-6341-0008	0	NEREC Interlocal Cuming	0.00	37,138	1.00	10,250	0	47,388	1,051
22-6341-0009	0	NEREC Interlocal Holt	0.00	37,512	1.00	10,354	0	47,866	1,055
22-6341-0011	0	NEREC Interlocal Madison	0.00	40,767	1.00	11,252	0	52,019	0
22-6341-1020	0	NEREC-ER-Heemstra	0.00	0	0.00	0	0	71,690	71,690

COST OBJECT LISTING BY SUB PROGRAM  
 2019-2020 GENERAL OPERATING BUDGET  
 UNIVERSITY OF NEBRASKA - LINCOLN  
 INSTITUTE OF AGRICULTURE AND NATURAL RESOURCES

SUBPROGRAM #/NAME: 63 Cooperative Extension Service

IANR-State General Fund-715 Revolving/Designated

COST OBJECT	Dollar	FACULTY	NON FACULTY		EMPLOYEE BENEFITS	PERSONAL	TOTAL	TOTAL	TOTAL	
		FTE	Dollar	FTE		SERVICE CREDITS	PERSONAL SERVICES	OPERATING EXPENSES		
22-6341-3301	NE CWF-Northeast Counties	0	0.00	0	0.00	0	0	125,400	125,400	
22-6342-0001	West Central Center Exten Operations	0	0.00	0	0.00	0	0	157,461	157,461	
22-6342-0002	West Central Cnt-Crop Testing	0	0.00	9,600	0.00	2,650	0	44,836	57,086	
22-6342-0004	WCREC Ranch Practicum	0	0.00	5,543	0.10	1,531	0	15,081	22,155	
22-6342-0006	WCREC Variety Testing	0	0.00	0	0.00	0	0	35,000	35,000	
22-6342-0007	WCREC Extension Educator Revolving	0	0.00	0	0.00	0	0	350,000	350,000	
22-6342-0008	Mobile Training Center	0	0.00	0	0.00	0	0	2,000	2,000	
22-6342-1023	WCREC Interlocal Buffalo	0	0.00	0	0.00	0	0	35,861	35,861	
22-6342-1024	WCREC Interlocal Phelps	0	0.00	24,304	0.65	6,707	0	46,603	77,614	
22-6342-1025	WCREC Interlocal Gosper	0	0.00	0	0.00	0	0	23,189	23,189	
22-6342-1027	WCREC Intercl-Furnas/Harlan	0	0.00	0	0.00	0	0	34,680	34,680	
22-6343-0001	PREC-Ext Ed Program-Enhancement Fund	0	0.00	0	0.00	0	0	50,000	50,000	
22-6343-0002	Panhandle Center Extension User Fees	0	0.00	0	0.00	0	0	210,000	210,000	
22-6343-0005	PREC Crop Management Workshop	0	0.00	0	0.00	0	0	10,000	10,000	
22-6343-0009	PREC Western NE Early Childhood Conf	0	0.00	0	0.00	0	0	9,000	9,000	
22-6343-0010	PREC Range Beef Cow Symposium	0	0.00	0	0.00	0	0	1,000	1,000	
22-6343-0011	PREC ECommerce Ext Program Statewide IT	0	0.00	0	0.00	0	0	4,000	4,000	
22-6343-0012	PREC SMD Computer Support	0	0.00	0	0.00	0	0	4,000	4,000	
22-6343-0013	PHREC Extension Educator Revolving	0	0.00	0	0.00	0	0	350,000	350,000	
22-6343-0014	PREC Interlocal Sheridan	0	0.00	0	0.00	0	0	12,478	12,478	
22-6343-0015	PREC Interlocal-Kimb/Bann/Chey	0	0.00	36,443	1.00	10,057	0	17,484	63,984	
22-6343-0016	PREC Interlocal-Dawes	0	0.00	36,443	1.00	10,057	0	19,249	65,749	
22-6343-0017	PREC Interlocal-Scottsbluff	0	0.00	46,893	1.00	12,942	0	59,835	62,835	
22-6343-0018	PREC Interlocal - Sioux	0	0.00	0	0.00	0	0	67,916	67,916	
22-6343-0019	PREC Interlocal - Bayard Schools	0	0.00	0	0.00	0	0	17,687	17,687	
22-6343-0023	PH-Educ Support Fund	0	0.00	0	0.00	0	0	5,000	5,000	
22-6343-0026	PREC Interlocal-Box Butte	0	0.00	37,482	1.00	10,345	0	47,827	47,827	
22-6343-1006	PREC UF - Harveson	0	0.00	32,786	1.00	9,049	0	41,835	41,835	
22-6343-1008	PREC UF - Director	935	0.01	0	0.00	258	0	1,193	1,193	
22-6343-1025	PREC UF-Creech	0	0.00	59,247	1.00	16,352	0	75,599	75,599	
22-6347-0001	Metro Dist Extension Revolv Operations	0	0.00	0	0.00	0	0	27,000	27,000	
22-6347-0003	Metro Dist Co Extension Offices Revolv	0	0.00	0	0.00	0	0	225,000	225,000	
22-6347-1999	Metro Dist Non-Budgeted Positions	0	0.00	36,504	1.00	10,075	0	3,155	49,734	
22-6347-3018	Metro-Karen Wobig (Lancaster)	0	0.00	0	0.00	0	0	35,816	35,816	
22-6361-0001	Center for Grassland Studies Ext Opers	0	0.00	0	0.00	0	0	16,000	16,000	
22-6364-0001	NE LTAP-PY def	0	0.00	389,742	7.00	107,568	0	222,989	720,299	
22-6370-0001	ENREC Extension Rev Operations	0	0.00	0	0.00	0	0	65,000	65,000	
22-6370-0006	ENREC Mobile Beef Lab SC	0	0.00	0	0.00	0	0	3,500	3,500	
22-6370-0007	ENREC Mobile Sci Lab SC	0	0.00	0	0.00	0	0	6,500	6,500	
22-6370-0008	ENREC-CoParenting Successful Kids (CPSK)	33,061	0.50	30,299	0.80	17,487	0	52,000	132,847	
22-6370-1003	ENREC-Interlocal Lancaster Co	0	0.00	218,541	5.00	60,318	0	278,859	278,859	
22-6370-1005	ENREC-Interlocal Nemaha Co	0	0.00	36,461	1.00	10,063	0	46,524	46,524	
22-6370-1006	ENREC-Interlocal Richardson Co	0	0.00	38,393	1.00	10,596	0	48,989	48,989	
22-6370-1007	ENREC-Interlocal Fillmore Co	0	0.00	7,427	0.20	2,049	0	9,476	9,476	
22-6370-1008	ENREC-Interlocal Butler Co	25,532	0.40	0	0.00	7,047	0	32,579	32,579	
22-6370-1009	ENREC-Interlocal Seward Co	0	0.00	36,443	1.00	10,057	0	46,500	76,800	
22-6370-1010	ENREC-Interlocal Saunders Co	0	0.00	37,380	1.00	10,316	0	47,696	47,696	
22-6370-1011	ENREC-Interlocal Washington Co	0	0.00	73,645	2.00	20,326	0	93,971	94,596	
<b>TOTAL</b>		<b>372,867</b>	<b>5.79</b>	<b>2,283,105</b>	<b>56.98</b>	<b>733,044</b>	<b>0</b>	<b>3,389,016</b>	<b>5,317,520</b>	<b>8,706,536</b>

COST OBJECT LISTING BY SUB PROGRAM  
 2019-2020 GENERAL OPERATING BUDGET  
 UNIVERSITY OF NEBRASKA - LINCOLN  
 INSTITUTE OF AGRICULTURE AND NATURAL RESOURCES

**SUBPROGRAM #/NAME: 63 Cooperative Extension Service**

**UNL-Federal Advance-717 Federal/Restricted**

COST OBJECT	Dollar	FACULTY	NON FACULTY		EMPLOYEE BENEFITS	PERSONAL SERVICE CREDITS	TOTAL PERSONAL SERVICES	TOTAL OPERATING EXPENSES	TOTAL
		FTE	Dollar	FTE					
25-6309-0004119	26,130	0.35	132,959	3.30	37,385	0	196,474	0	196,474
25-6309-0004219	58,388	1.00	68,717	1.75	29,870	0	156,975	0	156,975
25-6309-0004319	57,188	0.76	0	0.00	13,439	0	70,627	0	70,627
25-6309-0004419	29,137	0.40	94,067	2.50	28,953	0	152,157	0	152,157
25-6309-0004519	0	0.00	37,042	1.00	8,705	0	45,747	0	45,747
25-6309-0061219	62,549	0.95	0	0.00	14,700	0	77,249	0	77,249
25-6309-0065219	0	0.00	40,185	1.00	9,444	0	49,629	0	49,629
25-6312-0002219	0	0.00	31,238	0.25	7,341	0	38,579	0	38,579
25-6321-0279001	4,802	0.05	0	0.00	1,129	0	5,931	0	5,931
25-6322-0665219	62,048	1.00	0	0.00	14,582	0	76,630	0	76,630
25-6322-0769219	58,372	1.00	0	0.00	13,717	0	72,089	0	72,089
25-6324-0150002	0	0.00	88,749	2.00	20,856	0	109,605	0	109,605
25-6328-0300001	0	0.00	36,774	1.00	8,642	0	45,416	0	45,416
25-6338-0803219	0	0.00	47,524	1.00	11,168	0	58,692	0	58,692
25-6340-0295219	61,234	1.00	0	0.00	14,390	0	75,624	0	75,624
25-6341-0233219	71,270	1.00	0	0.00	16,749	0	88,019	0	88,019
25-6342-0229219	84,900	1.00	0	0.00	19,951	0	104,851	0	104,851
25-6343-0421219	66,437	1.00	0	0.00	15,612	0	82,049	0	82,049
25-6343-0465219	69,680	1.00	0	0.00	16,374	0	86,054	0	86,054
25-6343-0539219	0	0.00	18,842	0.50	4,428	0	23,270	0	23,270
<b>TOTAL</b>	<b>712,135</b>	<b>10.51</b>	<b>596,097</b>	<b>14.30</b>	<b>307,435</b>	<b>0</b>	<b>1,615,667</b>	<b>0</b>	<b>1,615,667</b>

**UNL-Trust-Grant/Cont/Loan/End-718 Trust/Restricted**

COST OBJECT	Dollar	FACULTY	NON FACULTY		EMPLOYEE BENEFITS	PERSONAL SERVICE CREDITS	TOTAL PERSONAL SERVICES	TOTAL OPERATING EXPENSES	TOTAL
		FTE	Dollar	FTE					
26-6336-0121002	152,946	2.04	8,462	0.25	29,860	0	191,268	0	191,268
26-6336-0121003	0	0.00	41,563	1.05	7,690	0	49,253	0	49,253
26-6336-0121004	0	0.00	44,857	1.00	8,299	0	53,156	0	53,156
26-6336-0121005	0	0.00	52,869	1.00	9,782	0	62,651	0	62,651
26-6336-0121006	0	0.00	39,479	1.00	7,302	0	46,781	0	46,781
26-6336-0121007	55,733	1.00	54,582	1.50	20,408	0	130,723	0	130,723
26-6336-0121008	68,042	1.00	159,549	4.00	42,105	0	269,696	0	269,696
26-6336-0121009	11,254	0.15	84,719	2.25	17,755	0	113,728	0	113,728
26-6336-0121010	58,241	1.00	123,347	3.25	33,594	0	215,182	0	215,182
26-6336-0121011	0	0.00	37,042	1.00	6,852	0	43,894	0	43,894
26-6336-0121012	0	0.00	47,147	1.00	8,722	0	55,869	0	55,869
26-6336-0121014	0	0.00	37,825	1.00	6,997	0	44,822	0	44,822
26-6336-0121015	0	0.00	45,334	1.00	8,386	0	53,720	0	53,720
26-6338-0842002	31,483	0.50	0	0.00	5,824	0	37,307	0	37,307
26-6341-0253001	59,675	1.00	0	0.00	11,040	0	70,715	0	70,715
26-6346-0029001	0	0.00	49,989	1.00	9,248	0	59,237	0	59,237
27-6313-0002001	0	0.00	46,990	1.00	8,694	0	55,684	0	55,684
27-6320-0025001	0	0.00	44,490	0.50	8,230	0	52,720	0	52,720
<b>TOTAL</b>	<b>437,374</b>	<b>6.69</b>	<b>918,244</b>	<b>21.80</b>	<b>250,788</b>	<b>0</b>	<b>1,606,406</b>	<b>0</b>	<b>1,606,406</b>

**UNL-Auxiliary-719 Auxiliaries & Services/Restricted**

COST OBJECT	Dollar	FACULTY	NON FACULTY		EMPLOYEE BENEFITS	PERSONAL SERVICE CREDITS	TOTAL PERSONAL SERVICES	TOTAL OPERATING EXPENSES	TOTAL
		FTE	Dollar	FTE					
23-6322-0001	0	0.00	0	0.00	0	0	0	1,000	1,000
23-6322-0005	0	0.00	0	0.00	0	0	0	90,000	90,000

COST OBJECT LISTING BY SUB PROGRAM  
 2019-2020 GENERAL OPERATING BUDGET  
 UNIVERSITY OF NEBRASKA - LINCOLN  
 INSTITUTE OF AGRICULTURE AND NATURAL RESOURCES

**SUBPROGRAM #/NAME: 63 Cooperative Extension Service**

**UNL-Auxiliary-719 Auxiliaries & Services/Restricted**

COST OBJECT	Dollar	FACULTY	NON FACULTY		EMPLOYEE BENEFITS	PERSONAL SERVICE CREDITS	TOTAL PERSONAL SERVICES	TOTAL OPERATING EXPENSES	TOTAL
		FTE	Dollar	FTE					
23-6322-0008 Agro Variety Testing	0	0.00	48,592	1.00	14,530	0	63,122	74,720	137,842
23-6322-0011 Agro Ogg Fee for Services	0	0.00	58,074	1.00	17,364	0	75,438	20,000	95,438
23-6324-0001 AgEcon Extension Aux-Nebr Farm Bus. Inc	0	0.00	39,205	0.75	11,722	0	50,927	24,891	75,818
23-6324-0002 AgEcon-Buy Fresh Buy Local	0	0.00	70,088	1.80	20,956	0	91,044	0	91,044
23-6335-0002 Plant Path Pest Diag	0	0.00	1,563	0.00	468	0	2,031	6,500	8,531
23-6343-0001 PREC Aux-Elliott Bldg	0	0.00	0	0.00	0	0	0	10,000	10,000
23-6343-0003 PREC High Plains Ranch Practicum	0	0.00	0	0.00	0	0	0	4,000	4,000
23-6343-0005 Plant Pathology Auxiliary Services	0	0.00	0	0.00	0	0	0	5,000	5,000
23-6343-0006 State of Beef Conference	0	0.00	0	0.00	0	0	0	20,000	20,000
<b>TOTAL</b>	<b>0</b>	<b>0.00</b>	<b>217,522</b>	<b>4.55</b>	<b>65,040</b>	<b>0</b>	<b>282,562</b>	<b>256,111</b>	<b>538,673</b>
<b>SUB PROGRAM TOTAL</b>	<b>19,282,170</b>	<b>231</b>	<b>10,513,978</b>	<b>187</b>	<b>7,821,446</b>	<b>0</b>	<b>37,617,594</b>	<b>7,233,687</b>	<b>44,851,281</b>

**SUBPROGRAM #/NAME: 64 NE Innovation Campus**

**IANR-State General Fund-715 Revolving/Designated**

COST OBJECT	Dollar	FACULTY	NON FACULTY		EMPLOYEE BENEFITS	PERSONAL SERVICE CREDITS	TOTAL PERSONAL SERVICES	TOTAL OPERATING EXPENSES	TOTAL
		FTE	Dollar	FTE					
22-6403-0003 GIC Phenotyping Srv Cnt	0	0.00	40,809	1.00	11,263	0	52,072	0	52,072
<b>TOTAL</b>	<b>0</b>	<b>0.00</b>	<b>40,809</b>	<b>1.00</b>	<b>11,263</b>	<b>0</b>	<b>52,072</b>	<b>0</b>	<b>52,072</b>
<b>SUB PROGRAM TOTAL</b>	<b>0</b>	<b>0</b>	<b>40,809</b>	<b>1</b>	<b>11,263</b>	<b>0</b>	<b>52,072</b>	<b>0</b>	<b>52,072</b>

**SUBPROGRAM #/NAME: 65 Nebraska Forest Service**

**IANR-State General Fund-715 State & University Generated/Unrestricted**

COST OBJECT	Dollar	FACULTY	NON FACULTY		EMPLOYEE BENEFITS	PERSONAL SERVICE CREDITS	TOTAL PERSONAL SERVICES	TOTAL OPERATING EXPENSES	TOTAL
		FTE	Dollar	FTE					
21-6553-0001 Nebr Forest Service - Operating	719,448	8.00	680,260	13.50	372,321	0	1,772,029	1,209,566	2,981,595
<b>TOTAL</b>	<b>719,448</b>	<b>8.00</b>	<b>680,260</b>	<b>13.50</b>	<b>372,321</b>	<b>0</b>	<b>1,772,029</b>	<b>1,209,566</b>	<b>2,981,595</b>

**IANR-State General Fund-715 Revolving/Designated**

COST OBJECT	Dollar	FACULTY	NON FACULTY		EMPLOYEE BENEFITS	PERSONAL SERVICE CREDITS	TOTAL PERSONAL SERVICES	TOTAL OPERATING EXPENSES	TOTAL
		FTE	Dollar	FTE					
22-6553-0001 Nebr Forest Service - Contracts	0	0.00	0	0.00	0	0	0	1,000	1,000
22-6553-0002 NFS-Ed/Outreach	0	0.00	0	0.00	0	0	0	6,000	6,000
22-6553-0003 NFS-Prop/Equip	0	0.00	0	0.00	0	0	0	20,000	20,000
22-6553-0004 NFS-Smokey Materials	0	0.00	0	0.00	0	0	0	10,000	10,000
22-6553-0006 NFS-Vehicles	0	0.00	0	0.00	0	0	0	35,000	35,000
22-6553-0007 NFS-Wildland Fire Dispatch	0	0.00	0	0.00	0	0	0	20,000	20,000
22-6553-1300 NFS-Prop/Equip-Horning Farm	0	0.00	0	0.00	0	0	0	38,957	38,957
<b>TOTAL</b>	<b>0</b>	<b>0.00</b>	<b>0</b>	<b>0.00</b>	<b>0</b>	<b>0</b>	<b>0</b>	<b>130,957</b>	<b>130,957</b>

**UNL-Federal Advance-717 Federal/Restricted**

COST OBJECT	Dollar	FACULTY	NON FACULTY		EMPLOYEE BENEFITS	PERSONAL SERVICE CREDITS	TOTAL PERSONAL SERVICES	TOTAL OPERATING EXPENSES	TOTAL
		FTE	Dollar	FTE					
25-6553-0001001 FS Cooperative Forestry Programs	125,321	1.60	805,847	16.10	218,825	0	1,149,993	0	1,149,993
25-6553-0060001 USDA FS 2015 Forestry Major	74,029	1.00	0	0.00	17,397	0	91,426	0	91,426
<b>TOTAL</b>	<b>199,350</b>	<b>2.60</b>	<b>805,847</b>	<b>16.10</b>	<b>236,222</b>	<b>0</b>	<b>1,241,419</b>	<b>0</b>	<b>1,241,419</b>

COST OBJECT LISTING BY SUB PROGRAM  
 2019-2020 GENERAL OPERATING BUDGET  
 UNIVERSITY OF NEBRASKA - LINCOLN  
 INSTITUTE OF AGRICULTURE AND NATURAL RESOURCES

**SUBPROGRAM #/NAME: 65 Nebraska Forest Service**

**UNL-Trust-Grant/Cont/Loan/End-718 Trust/Restricted**

COST OBJECT	Dollar	FACULTY	NON FACULTY		EMPLOYEE BENEFITS	PERSONAL SERVICE CREDITS	TOTAL PERSONAL SERVICES	TOTAL OPERATING EXPENSES	TOTAL
		FTE	Dollar	FTE					
26-6553-0001001 Lower Platte South Nrd	0	0.00	20,373	0.40	3,769	0	24,142	0	24,142
26-6553-0002001 Lower Loup Nrd	32,636	0.40	0	0.00	6,038	0	38,674	0	38,674
26-6553-0067001 OSU Expand Hazelnut Product	0	0.00	72,094	2.00	13,337	0	85,431	0	85,431
27-6553-0064001 NE FOREST SERVICE	0	0.00	39,647	1.00	7,335	0	46,982	0	46,982
<b>TOTAL</b>	<b>32,636</b>	<b>0.40</b>	<b>132,114</b>	<b>3.40</b>	<b>30,479</b>	<b>0</b>	<b>195,229</b>	<b>0</b>	<b>195,229</b>

**UNL-Auxiliary-719 Auxiliaries & Services/Restricted**

COST OBJECT	Dollar	FACULTY	NON FACULTY		EMPLOYEE BENEFITS	PERSONAL SERVICE CREDITS	TOTAL PERSONAL SERVICES	TOTAL OPERATING EXPENSES	TOTAL
		FTE	Dollar	FTE					
23-6553-0002 Nebr Forest Service Fire Shop	0	0.00	28,175	0.50	8,424	0	36,599	62,154	98,753
23-6553-0003 NFS-Wildland Fire Academy	0	0.00	0	0.00	0	0	0	20,000	20,000
<b>TOTAL</b>	<b>0</b>	<b>0.00</b>	<b>28,175</b>	<b>0.50</b>	<b>8,424</b>	<b>0</b>	<b>36,599</b>	<b>82,154</b>	<b>118,753</b>

**SUB PROGRAM TOTAL      951,434                  11      1,646,396                  34      647,446                  0      3,245,276                  1,422,677                  4,667,953**

**SUBPROGRAM #/NAME: 66 Other IANR**

**IANR-State General Fund-715 State & University Generated/Unrestricted**

COST OBJECT	Dollar	FACULTY	NON FACULTY		EMPLOYEE BENEFITS	PERSONAL SERVICE CREDITS	TOTAL PERSONAL SERVICES	TOTAL OPERATING EXPENSES	TOTAL
		FTE	Dollar	FTE					
21-6601-0001 IANR VC-General Operating	0	0.00	1,200,792	7.00	319,410	0	1,520,202	38,929	1,559,131
21-6601-0002 IANR VC-Institute Wide Activities	20,026	0.05	358,947	4.00	100,807	0	479,780	250,587	730,367
21-6601-0003 IANR VC-Postage	0	0.00	0	0.00	0	0	0	8,150	8,150
21-6601-0004 IANR VC-External Organizations	0	0.00	0	0.00	0	0	0	9,000	9,000
21-6601-0005 IANR VC-Farm Foundation	0	0.00	0	0.00	0	0	0	5,000	5,000
21-6601-0006 IANR VC-Special Events	0	0.00	0	0.00	0	0	0	29,000	29,000
21-6601-0007 IANR VC-Professorships	30,000	0.00	0	0.00	7,980	0	37,980	0	37,980
21-6601-0010 IANR VC-Faculty Activites	0	0.00	0	0.00	0	0	0	10,270	10,270
21-6603-0001 IANR-Utilities	0	0.00	0	0.00	0	0	0	1,009,024	1,009,024
21-6603-0003 IANR Self Insurance	0	0.00	0	0.00	0	0	0	350,396	350,396
21-6603-0008 IANR Prof Development Fund	0	0.00	0	0.00	0	0	0	117,404	117,404
21-6614-0001 Workers/Unemployment Comp	0	0.00	0	0.00	284,237	0	284,237	0	284,237
21-6616-0001 IANR Finance And Personnel	0	0.00	892,601	12.45	237,432	0	1,130,033	21,889	1,151,922
21-6616-0002 IANR F&P-Talent Mgm	0	0.00	61,671	1.00	17,088	0	78,759	0	78,759
21-6616-0003 IANR F&P-Business Operations	-106,108	0.00	0	0.00	-28,223	0	-134,331	65,393	-68,938
21-6617-0001 Filley Hall Business Center	0	0.00	224,356	5.00	59,848	0	284,204	5,110	289,314
21-6617-0002 Natural Resources Business Center	0	0.00	355,944	6.80	94,681	0	450,625	6,371	456,996
21-6617-0003 Beadle Business Center	0	0.00	287,200	5.66	76,709	0	363,909	27,137	391,046
21-6617-0004 AEM Business Center	0	0.00	307,361	6.10	81,937	0	389,298	0	389,298
21-6617-0005 AVE Business Center	0	0.00	364,435	7.75	96,939	0	461,374	0	461,374
21-6617-0006 HAPPI Business Center	0	0.00	318,412	5.75	85,265	0	403,677	0	403,677
21-6617-0007 NE Innov Campus (NIC) Business Center	0	0.00	273,456	5.00	72,925	0	346,381	0	346,381
21-6617-0008 Greater NE Business Center	0	0.00	871,754	16.75	232,084	0	1,103,838	0	1,103,838
21-6633-0001 Nebraska LEAD Program	0	0.00	132,421	1.00	35,223	0	167,644	0	167,644
21-6649-0001 EMED-Program Resources	0	0.00	835,001	13.96	222,957	0	1,057,958	248,799	1,306,757
21-6699-0001 Budget Adjustment Permanent Bud Adjust	3,563,449	36.93	94,480	0.20	684,615	0	4,342,544	0	4,342,544
21-6699-0004 Budget Adjustment Sub Prog Alloc Bal Fw	7,799,050	0.00	0	0.00	265,423	0	8,064,473	0	8,064,473
<b>TOTAL</b>	<b>11,306,417</b>	<b>36.98</b>	<b>6,578,831</b>	<b>98.42</b>	<b>2,947,337</b>	<b>0</b>	<b>20,832,585</b>	<b>2,202,459</b>	<b>23,035,044</b>



COST OBJECT LISTING BY SUB PROGRAM  
 2019-2020 GENERAL OPERATING BUDGET  
 UNIVERSITY OF NEBRASKA - LINCOLN  
 INSTITUTE OF AGRICULTURE AND NATURAL RESOURCES

**SUBPROGRAM #/NAME: 66 Other IANR**

**IANR-State General Fund-715 Revolving/Designated**

COST OBJECT	Dollar	FACULTY	NON FACULTY		EMPLOYEE BENEFITS	PERSONAL SERVICE CREDITS	TOTAL PERSONAL SERVICES	TOTAL OPERATING EXPENSES	TOTAL
		FTE	Dollar	FTE					
22-6603-0001 IANR VC-General Activites	0	0.00	0	0.00	0	0	0	-18,279,531	-18,279,531
22-6603-0005 IANR Unit Admin Dev	0	0.00	0	0.00	0	0	0	15,000	15,000
22-6603-0006 IANR General Operating	0	0.00	0	0.00	0	0	0	75,000	75,000
22-6616-0001 IANR F&P Operations	0	0.00	0	0.00	0	0	0	36,000	36,000
22-6617-0003 Beadle Bus Cntr-Receiving Stock Room	0	0.00	5,026	0.12	1,387	0	6,413	0	6,413
22-6617-0008 IANR Bus Off-GNBC	0	0.00	0	0.00	0	0	0	7,153	7,153
22-6638-0001 Nebraska Statewide Arboretum General	0	0.00	381,360	7.50	105,255	0	486,615	2,163	488,778
22-6649-0001 EMED Service Center	0	0.00	25,440	1.75	7,021	0	32,461	1,635,819	1,668,280
22-6649-1130 EMED SC-Electronic Media	0	0.00	103,836	2.00	28,659	0	132,495	0	132,495
22-6656-0004 Bldg Repr & Maint-Def Maint	0	0.00	0	0.00	0	0	0	1,400,000	1,400,000
<b>TOTAL</b>	<b>0</b>	<b>0.00</b>	<b>515,662</b>	<b>11.37</b>	<b>142,322</b>	<b>0</b>	<b>657,984</b>	<b>-15,108,396</b>	<b>-14,450,412</b>

**IANR-State General Fund-715 Cash & Student Contracts/Designated**

COST OBJECT	Dollar	FACULTY	NON FACULTY		EMPLOYEE BENEFITS	PERSONAL SERVICE CREDITS	TOTAL PERSONAL SERVICES	TOTAL OPERATING EXPENSES	TOTAL
		FTE	Dollar	FTE					
21-6699-4007 Budget Adjustment Unalloc F&A	0	0.00	0	0.00	0	0	0	1,600,000	1,600,000
<b>TOTAL</b>	<b>0</b>	<b>0.00</b>	<b>0</b>	<b>0.00</b>	<b>0</b>	<b>0</b>	<b>0</b>	<b>1,600,000</b>	<b>1,600,000</b>

**UNL-Trust-Grant/Cont/Loan/End-718 Trust/Restricted**

COST OBJECT	Dollar	FACULTY	NON FACULTY		EMPLOYEE BENEFITS	PERSONAL SERVICE CREDITS	TOTAL PERSONAL SERVICES	TOTAL OPERATING EXPENSES	TOTAL
		FTE	Dollar	FTE					
26-6601-0010001 UNL RICA	96,095	1.00	0	0.00	17,778	0	113,873	0	113,873
26-6601-0011001 UNL RICA-OPEX	0	0.00	49,750	1.00	9,205	0	58,955	0	58,955
27-6601-0001002 Harlan Vice Chancellorship	15,000	0.00	0	0.00	2,775	0	17,775	0	17,775
27-6601-0013001 IANR VC Life Sciences-Larkins	50,000	0.00	0	0.00	9,250	0	59,250	0	59,250
27-6633-0001001 Nebr Leadership Training	0	0.00	56,558	1.50	10,463	0	67,021	0	67,021
<b>TOTAL</b>	<b>161,095</b>	<b>1.00</b>	<b>106,308</b>	<b>2.50</b>	<b>49,471</b>	<b>0</b>	<b>316,874</b>	<b>0</b>	<b>316,874</b>

**UNL-Auxiliary-719 Auxiliaries & Services/Restricted**

COST OBJECT	Dollar	FACULTY	NON FACULTY		EMPLOYEE BENEFITS	PERSONAL SERVICE CREDITS	TOTAL PERSONAL SERVICES	TOTAL OPERATING EXPENSES	TOTAL
		FTE	Dollar	FTE					
23-6621-0001 BSE Tractor Test Lab	71,328	0.50	271,492	4.50	102,503	0	445,323	343,231	788,554
23-6621-0002 BSE TTL ROPS Testing	0	0.00	0	0.00	0	0	0	35,000	35,000
23-6621-0003 BSE TTL OECD Translations	0	0.00	0	0.00	0	0	0	1,000	1,000
23-6621-0004 BSE TTL Publications	0	0.00	0	0.00	0	0	0	500	500
23-6621-0005 BSE TTL ISOBUS	0	0.00	0	0.00	0	0	0	25,000	25,000
23-6621-0006 BSE Non Tractor Test	0	0.00	0	0.00	0	0	0	25,000	25,000
23-6697-0001 Agricultural Clearing Finance Office	-93,213	0.00	0	0.00	-105,573	0	-198,786	-201,466	-400,252
<b>TOTAL</b>	<b>-21,885</b>	<b>0.50</b>	<b>271,492</b>	<b>4.50</b>	<b>-3,070</b>	<b>0</b>	<b>246,537</b>	<b>228,265</b>	<b>474,802</b>
<b>SUB PROGRAM TOTAL</b>	<b>11,445,627</b>	<b>38</b>	<b>7,472,293</b>	<b>117</b>	<b>3,136,060</b>	<b>0</b>	<b>22,053,980</b>	<b>-11,077,672</b>	<b>10,976,308</b>

**SUBPROGRAM #/NAME: 68 IANR International Programs**

**IANR-State General Fund-715 State & University Generated/Unrestricted**

COST OBJECT	Dollar	FACULTY	NON FACULTY		EMPLOYEE BENEFITS	PERSONAL SERVICE CREDITS	TOTAL PERSONAL SERVICES	TOTAL OPERATING EXPENSES	TOTAL
		FTE	Dollar	FTE					
21-6810-0001 Global Engagement	107,892	1.50	184,182	2.00	77,691	0	369,765	72,790	442,555
21-6812-0001 Rural Futures Institute	0	0.00	433,506	6.75	115,313	0	548,819	324,800	873,619

COST OBJECT LISTING BY SUB PROGRAM  
 2019-2020 GENERAL OPERATING BUDGET  
 UNIVERSITY OF NEBRASKA - LINCOLN  
 INSTITUTE OF AGRICULTURE AND NATURAL RESOURCES

**SUBPROGRAM #/NAME: 68 IANR International Programs**

**IANR-State General Fund-715 State & University Generated/Unrestricted**

COST OBJECT	Dollar	FACULTY	NON FACULTY		EMPLOYEE BENEFITS	PERSONAL SERVICE CREDITS	TOTAL PERSONAL SERVICES	TOTAL OPERATING EXPENSES	TOTAL
		FTE	Dollar	FTE					
21-6813-0001 Manufacturing Ext Partnership	0	0.00	51,001	0.42	13,566	0	64,567	0	64,567
<b>TOTAL</b>	<b>107,892</b>	<b>1.50</b>	<b>668,689</b>	<b>9.17</b>	<b>206,570</b>	<b>0</b>	<b>983,151</b>	<b>397,590</b>	<b>1,380,741</b>

**UNL-Federal Advance-717 Federal/Restricted**

COST OBJECT	Dollar	FACULTY	NON FACULTY		EMPLOYEE BENEFITS	PERSONAL SERVICE CREDITS	TOTAL PERSONAL SERVICES	TOTAL OPERATING EXPENSES	TOTAL
		FTE	Dollar	FTE					
25-6813-0010001 NIST MEP Center Nebraska 2019-2025	17,037	0.21	391,195	5.08	95,933	0	504,165	0	504,165
<b>TOTAL</b>	<b>17,037</b>	<b>0.21</b>	<b>391,195</b>	<b>5.08</b>	<b>95,933</b>	<b>0</b>	<b>504,165</b>	<b>0</b>	<b>504,165</b>

**UNL-Trust-Grant/Cont/Loan/End-718 Trust/Restricted**

COST OBJECT	Dollar	FACULTY	NON FACULTY		EMPLOYEE BENEFITS	PERSONAL SERVICE CREDITS	TOTAL PERSONAL SERVICES	TOTAL OPERATING EXPENSES	TOTAL
		FTE	Dollar	FTE					
26-6811-0001001 WFI Daugherty Water for Food Institute	21,965	0.33	988,056	7.50	186,854	0	1,196,875	0	1,196,875
26-6811-0001002 WFI Education & Outreach	0	0.00	50,029	1.00	9,255	0	59,284	0	59,284
26-6811-0001005 WFI Scientific & Policy Research	39,173	0.50	191,263	3.25	42,630	0	273,066	0	273,066
26-6811-0001056 WFI - Global Water Prod - MENA	0	0.00	28,448	0.50	5,262	0	33,710	0	33,710
26-6811-0001500 WFI - Nebraska Productivity Report	0	0.00	63,453	1.00	11,738	0	75,191	0	75,191
26-6811-0001503 WFI - Research Program Management	0	0.00	56,830	1.00	10,514	0	67,344	0	67,344
26-6811-0002001 Water for Food Institute	45,000	0.00	0	0.00	8,325	0	53,325	0	53,325
26-6813-0009001 Missouri Enter-Food Safety for Heartland	34,763	0.45	0	0.00	6,431	0	41,194	0	41,194
27-6815-0001001 Yeutter Institute	0	0.00	92,650	1.00	17,141	0	109,791	0	109,791
<b>TOTAL</b>	<b>140,901</b>	<b>1.28</b>	<b>1,470,729</b>	<b>15.25</b>	<b>298,150</b>	<b>0</b>	<b>1,909,780</b>	<b>0</b>	<b>1,909,780</b>
<b>SUB PROGRAM TOTAL</b>	<b>265,830</b>	<b>3</b>	<b>2,530,613</b>	<b>30</b>	<b>600,653</b>	<b>0</b>	<b>3,397,096</b>	<b>397,590</b>	<b>3,794,686</b>

**SUBPROGRAM #/NAME: 74 Agency Funds**

**UNL-Federal Advance-717 Federal/Restricted**

COST OBJECT	Dollar	FACULTY	NON FACULTY		EMPLOYEE BENEFITS	PERSONAL SERVICE CREDITS	TOTAL PERSONAL SERVICES	TOTAL OPERATING EXPENSES	TOTAL
		FTE	Dollar	FTE					
25-7408-0001001 ARS RLH MARC	0	0.00	0	0.00	0	0	0	4,500	4,500
25-7408-0002001 RLH MARC-Resale & Reuse	0	0.00	0	0.00	0	0	0	788,163	788,163
<b>TOTAL</b>	<b>0</b>	<b>0.00</b>	<b>0</b>	<b>0.00</b>	<b>0</b>	<b>0</b>	<b>0</b>	<b>792,663</b>	<b>792,663</b>
<b>SUB PROGRAM TOTAL</b>	<b>0</b>	<b>0</b>	<b>0</b>	<b>0</b>	<b>0</b>	<b>0</b>	<b>0</b>	<b>792,663</b>	<b>792,663</b>

**SUBPROGRAM #/NAME: 98 Company Balance Sheets**

**UNL-Federal Letter of Credit-716 Federal/Restricted**

COST OBJECT	Dollar	FACULTY	NON FACULTY		EMPLOYEE BENEFITS	PERSONAL SERVICE CREDITS	TOTAL PERSONAL SERVICES	TOTAL OPERATING EXPENSES	TOTAL
		FTE	Dollar	FTE					
24-9879-0020 IANR Budget Adjustments	532,639	0.00	0	0.00	125,170	0	657,809	3,691,504	4,349,313
<b>TOTAL</b>	<b>532,639</b>	<b>0.00</b>	<b>0</b>	<b>0.00</b>	<b>125,170</b>	<b>0</b>	<b>657,809</b>	<b>3,691,504</b>	<b>4,349,313</b>

**UNL-Federal Advance-717 Federal/Restricted**

COST OBJECT	Dollar	FACULTY	NON FACULTY		EMPLOYEE BENEFITS	PERSONAL SERVICE CREDITS	TOTAL PERSONAL SERVICES	TOTAL OPERATING EXPENSES	TOTAL
		FTE	Dollar	FTE					
25-9879-0020 IANR Budget Adjustments	1,181,681	0.00	0	0.00	277,696	0	1,459,377	20,467,434	21,926,811
25-9879-7410 IANR Budget Adjustments-Agency	0	0.00	0	0.00	0	0	0	566,048	566,048

COST OBJECT LISTING BY SUB PROGRAM  
 2019-2020 GENERAL OPERATING BUDGET  
 UNIVERSITY OF NEBRASKA - LINCOLN  
 INSTITUTE OF AGRICULTURE AND NATURAL RESOURCES

SUBPROGRAM #/NAME: 98 Company Balance Sheets

		TOTAL	1,181,681	0.00	0	0.00	277,696	0	1,459,377	21,033,482	22,492,859
UNL-Trust-Grant/Cont/Loan/End-718 Trust/Restricted											
COST OBJECT		Dollar	FACULTY FTE	NON FACULTY Dollar	FTE	EMPLOYEE BENEFITS	PERSONAL SERVICE CREDITS	PERSONAL SERVICES	TOTAL OPERATING EXPENSES	TOTAL	
26-9879-0020	IANR Budget Adjustments	1,562,904	0.00	0	0.00	289,137	0	1,852,041	11,377,967	13,230,008	
27-9879-0020	IANR Budget Adjustments	439,146	0.00	0	0.00	81,242	0	520,388	10,958,675	11,479,063	
<b>TOTAL</b>		<b>2,002,050</b>	<b>0.00</b>	<b>0</b>	<b>0.00</b>	<b>370,379</b>	<b>0</b>	<b>2,372,429</b>	<b>22,336,642</b>	<b>24,709,071</b>	
<b>SUB PROGRAM TOTAL</b>		<b>3,716,370</b>	<b>0</b>	<b>0</b>	<b>0</b>	<b>773,245</b>	<b>0</b>	<b>4,489,615</b>	<b>47,061,628</b>	<b>51,551,243</b>	

COST OBJECT LISTING BY SUB PROGRAM  
2019-2020 GENERAL OPERATING BUDGET  
NEBRASKA COLLEGE OF TECHNICAL AGRICULTURE

**SUBPROGRAM #/NAME: 67 Nebraska College of Technical Agriculture**

**NCTA-State General Fund-713 State & University Generated/Unrestricted**

COST OBJECT	Dollar	FACULTY	NON FACULTY		EMPLOYEE BENEFITS	PERSONAL SERVICE CREDITS	TOTAL PERSONAL SERVICES	TOTAL OPERATING EXPENSES	TOTAL
		FTE	Dollar	FTE					
21-6730-0010 Admin-Dean Operations	0	0.00	405,773	4.00	114,834	0	520,607	0	520,607
21-6730-0020 Admin-Business Operations	0	0.00	92,041	1.60	26,048	0	118,089	36,937	155,026
21-6730-0030 Admin-Overhead	0	0.00	50,565	1.00	14,310	0	64,875	20,755	85,630
21-6730-0301 Admin-Utilities	0	0.00	0	0.00	0	0	0	520,229	520,229
21-6740-0010 Instruction	1,119,727	13.50	104,792	2.70	346,538	0	1,571,057	0	1,571,057
21-6750-0010 Student Services	0	0.00	274,810	6.32	77,772	0	352,582	0	352,582
21-6760-0010 Fac Operations	0	0.00	45,713	1.05	12,937	0	58,650	0	58,650
21-6760-0011 Fac Oper-Custodial	0	0.00	137,915	4.50	39,030	0	176,945	0	176,945
21-6770-0010 Experiential Learning Operations	0	0.00	24,350	0.50	6,891	0	31,241	0	31,241
21-6799-0001 Budget Adjustment Permanent Bdgt Adj	421,135	3.52	54,162	0.00	142,296	0	617,593	376,986	994,579
<b>TOTAL</b>	<b>1,540,862</b>	<b>17.02</b>	<b>1,190,121</b>	<b>21.67</b>	<b>780,656</b>	<b>0</b>	<b>3,511,639</b>	<b>954,907</b>	<b>4,466,546</b>

**NCTA-State General Fund-713 Revolving/Designated**

COST OBJECT	Dollar	FACULTY	NON FACULTY		EMPLOYEE BENEFITS	PERSONAL SERVICE CREDITS	TOTAL PERSONAL SERVICES	TOTAL OPERATING EXPENSES	TOTAL
		FTE	Dollar	FTE					
22-6730-0011 Admin-Student Fees	0	0.00	0	0.00	0	0	0	11,536	11,536
22-6730-0020 Admin-Business Operations	0	0.00	0	0.00	0	0	0	2,500	2,500
22-6730-0030 Admin-General Institution	0	0.00	0	0.00	0	0	0	5,000	5,000
22-6730-0031 Admin-Transportation Activities	0	0.00	0	0.00	0	0	0	10,000	10,000
22-6730-0040 Admin-Information Systems	0	0.00	0	0.00	0	0	0	5,000	5,000
22-6740-0010 Instr-Agribusines Mgm	0	0.00	0	0.00	0	0	0	3,300	3,300
22-6740-0020 Instr-Ag Production	0	0.00	0	0.00	0	0	0	20,000	20,000
22-6740-0030 Instr-Vet Technology	0	0.00	0	0.00	0	0	0	1,000	1,000
22-6740-0040 Instr-Agronomy	0	0.00	0	0.00	0	0	0	2,500	2,500
22-6740-0050 Instr-General Ed	0	0.00	0	0.00	0	0	0	2,500	2,500
22-6750-0010 Student Services	0	0.00	0	0.00	0	0	0	7,500	7,500
22-6750-0011 Student Activities	0	0.00	0	0.00	0	0	0	10,020	10,020
22-6750-0020 Std Srv-Library	0	0.00	0	0.00	0	0	0	2,500	2,500
22-6760-0010 Fac Operations	0	0.00	0	0.00	0	0	0	2,500	2,500
22-6770-0010 Integrated Farm Operations	0	0.00	4,341	0.00	646	0	4,987	559,157	564,144
<b>TOTAL</b>	<b>0</b>	<b>0.00</b>	<b>4,341</b>	<b>0.00</b>	<b>646</b>	<b>0</b>	<b>4,987</b>	<b>645,013</b>	<b>650,000</b>

**UNL-Auxiliary-719 Auxiliaries & Services/Restricted**

COST OBJECT	Dollar	FACULTY	NON FACULTY		EMPLOYEE BENEFITS	PERSONAL SERVICE CREDITS	TOTAL PERSONAL SERVICES	TOTAL OPERATING EXPENSES	TOTAL
		FTE	Dollar	FTE					
23-6730-0020 Admin-Bookstore Operations	0	0.00	0	0.00	0	0	0	77,813	77,813
23-6730-0021 Admin-Food Srv Operations	0	0.00	172,444	5.25	53,424	0	225,868	98,495	324,363
23-6730-0022 Admin-Dorm Operations	0	0.00	145,509	4.73	45,079	0	190,588	399,960	590,548
23-6730-0023 Admin-Dorm Improvements	0	0.00	0	0.00	0	0	0	307,266	307,266
23-6730-0025 Admin-Student Union	0	0.00	28,954	0.90	8,970	0	37,924	53,894	91,818
23-6760-0011 Parking Operations	0	0.00	4,345	0.10	1,347	0	5,692	2,500	8,192
<b>TOTAL</b>	<b>0</b>	<b>0.00</b>	<b>351,252</b>	<b>10.98</b>	<b>108,820</b>	<b>0</b>	<b>460,072</b>	<b>939,928</b>	<b>1,400,000</b>

**SUB PROGRAM TOTAL**

<b>1,540,862</b>	<b>17</b>	<b>1,545,714</b>	<b>33</b>	<b>890,122</b>	<b>0</b>	<b>3,976,698</b>	<b>2,539,848</b>	<b>6,516,546</b>
------------------	-----------	------------------	-----------	----------------	----------	------------------	------------------	------------------

COST OBJECT LISTING BY SUB PROGRAM  
2019-2020 GENERAL OPERATING BUDGET  
UNIVERSITY OF NEBRASKA MEDICAL CENTER

**SUBPROGRAM #/NAME: 01 Academics Affairs**

**UNMC-State General Fund-731 State & University Generated/Unrestricted**

COST OBJECT	Dollar	FACULTY	NON FACULTY		EMPLOYEE BENEFITS	PERSONAL SERVICE CREDITS	TOTAL PERSONAL SERVICES	TOTAL OPERATING EXPENSES	TOTAL
		FTE	Dollar	FTE					
31-0105-0034 Inst Animal Care & Use Committee	-106,125	0.00	169,892	3.60	75,311	0	139,078	9,357	148,435
31-0105-0044 Vice Chancellor-Academic Services	0	0.00	156,660	2.88	28,433	0	185,093	1,454	186,547
31-0105-0046 Vice Chancellor for Academic Affairs	385	0.00	405,575	2.59	132,375	0	538,335	0	538,335
31-0105-0052 Comparative Medicine	0	0.00	69,647	0.77	17,281	0	86,928	57,623	144,551
31-0105-0060 VCAA-Bioinformatics Grad Assistantshp	0	0.00	0	1.00	0	0	0	0	0
31-0105-0064 Director/Intellectual Properties	0	0.00	148,705	0.99	0	0	148,705	0	148,705
31-0105-0070 VCAA-NCA Accreditation	0	0.00	130,229	2.35	0	0	130,229	0	130,229
31-0105-0080 VCAA-Faculty Development	0	0.00	0	1.87	0	0	0	0	0
31-0105-0094 Biosafety Officer	29,122	1.01	7,634	2.00	70,829	0	107,585	0	107,585
31-0105-0114 ADIS Project	0	0.00	53,162	1.12	13,078	0	66,240	354	66,594
31-0105-0124 Community Engagement	0	0.00	0	1.61	0	0	0	0	0
31-0105-0200 AVC-Simul&Virt Real	0	0.00	2,832,651	36.04	908,621	0	3,741,272	24,707	3,765,979
31-0105-3004 VCAA-Equity Office	56,936	0.42	69,094	0.95	36,639	0	162,669	0	162,669
31-0105-3010 COSTSHARING/ 36-0115-1005-006	0	0.00	28,385	0.15	0	0	28,385	0	28,385
31-0108-0001 Sorel Cli Sim Lab In	0	0.00	0	2.60	0	0	0	0	0
31-0117-0002 Compliance Officer	0	0.00	223	5.00	0	0	223	0	223
31-0117-0005 POE-ACAD EDUC INTPRO	51,819	0.50	211,312	0.85	37,842	0	300,973	0	300,973
<b>TOTAL</b>	<b>32,137</b>	<b>1.93</b>	<b>4,283,169</b>	<b>66.36</b>	<b>1,320,409</b>	<b>0</b>	<b>5,635,715</b>	<b>93,495</b>	<b>5,729,210</b>

**UNMC-State General Fund-731 Cash & Student Contracts/Designated**

COST OBJECT	Dollar	FACULTY	NON FACULTY		EMPLOYEE BENEFITS	PERSONAL SERVICE CREDITS	TOTAL PERSONAL SERVICES	TOTAL OPERATING EXPENSES	TOTAL
		FTE	Dollar	FTE					
31-0105-0014 Sponsored Program Administration	0	0.00	197,760	14.00	222,051	0	419,811	15,529	435,340
31-0105-0024 Institutional Review Bd	125,191	1.00	250,834	7.65	173,790	0	549,815	11,364	561,179
<b>TOTAL</b>	<b>125,191</b>	<b>1.00</b>	<b>448,594</b>	<b>21.65</b>	<b>395,841</b>	<b>0</b>	<b>969,626</b>	<b>26,893</b>	<b>996,519</b>

**UNMC-Trust-Grant/Cont/Loan/End-738 Trust/Restricted**

COST OBJECT	Dollar	FACULTY	NON FACULTY		EMPLOYEE BENEFITS	PERSONAL SERVICE CREDITS	TOTAL PERSONAL SERVICES	TOTAL OPERATING EXPENSES	TOTAL
		FTE	Dollar	FTE					
36-0115-1005006 Summer Health Professions Education Prog	0	0.00	62,373	1.00	11,300	0	73,673	0	73,673
37-0105-4001001 iExcel	0	0.00	49,298	1.04	8,930	0	58,228	0	58,228
37-0115-1003001 Academic Affairs	0	0.00	11,498	0.20	2,084	0	13,582	0	13,582
37-0115-1004001 Academic Affairs	0	0.00	11,498	0.20	2,084	0	13,582	0	13,582
<b>TOTAL</b>	<b>0</b>	<b>0.00</b>	<b>134,667</b>	<b>2.45</b>	<b>24,398</b>	<b>0</b>	<b>159,065</b>	<b>0</b>	<b>159,065</b>

**UNMC-Auxiliary-739 Auxiliaries & Services/Restricted**

COST OBJECT	Dollar	FACULTY	NON FACULTY		EMPLOYEE BENEFITS	PERSONAL SERVICE CREDITS	TOTAL PERSONAL SERVICES	TOTAL OPERATING EXPENSES	TOTAL
		FTE	Dollar	FTE					
33-0101-0201 Pacific Rim Pgm Dev	51,715	0.99	107,592	2.00	36,508	0	195,815	75,350	271,165
33-0101-0202 APRDP Prog Dir	144,933	0.86	71,979	1.00	32,427	0	249,339	150,075	399,414
33-0101-0203 China Business Dev	0	0.00	267,272	2.00	61,250	0	328,522	0	328,522
33-0107-1606 IRB Revolving Account	0	0.00	55,550	1.00	12,730	0	68,280	0	68,280
33-0108-0020 SIM-NE Revenue	0	0.00	136,306	1.66	31,237	0	167,543	0	167,543
<b>TOTAL</b>	<b>196,648</b>	<b>1.85</b>	<b>638,699</b>	<b>7.66</b>	<b>174,152</b>	<b>0</b>	<b>1,009,499</b>	<b>225,425</b>	<b>1,234,924</b>

**SUB PROGRAM TOTAL      353,976            5      5,505,129            98      1,914,800            0      7,773,905            345,813      8,119,718**

**SUBPROGRAM #/NAME: 04 College of Allied Health**

COST OBJECT LISTING BY SUB PROGRAM  
2019-2020 GENERAL OPERATING BUDGET  
UNIVERSITY OF NEBRASKA MEDICAL CENTER

**SUBPROGRAM #/NAME: 04 College of Allied Health**

**UNMC-State General Fund-731 State & University Generated/Unrestricted**

COST OBJECT	Dollar	FACULTY	NON FACULTY		EMPLOYEE BENEFITS	PERSONAL	TOTAL	TOTAL	TOTAL
		FTE	Dollar	FTE		SERVICE CREDITS	PERSONAL SERVICES	OPERATING EXPENSES	
31-0401-0021 All Hlth Dean Sp Item 80-81	0	0.00	117,635	1.00	28,938	0	146,573	0	146,573
31-0401-0050 Allied Health Special Tuition Increase	232,408	2.88	38,501	0.37	47,082	0	317,991	0	317,991
31-0401-0051 Differential Tui Exp	0	0.00	27,540	0.50	6,775	0	34,315	0	34,315
31-0401-0075 SAHP PA & PT Increase Enrollment 2009	53,300	0.50	0	0.00	13,112	0	66,412	0	66,412
31-0401-0500 SAHP Online Worldwide	267,647	3.16	340,931	6.98	161,517	0	770,095	0	770,095
31-0401-1201 MHPTT Funds	0	0.00	5,150	0.00	1,267	0	6,417	0	6,417
31-0401-3000 COSTSHARING/ 36-5315-2005-001	8,830	0.10	0	0.00	0	0	8,830	0	8,830
31-0401-3001 COSTSHARING/ 36-0411-2039-001	22,639	0.25	0	0.00	0	0	22,639	0	22,639
31-0401-3004 COSTSHARING 36-0411-2048-001	8,160	0.10	0	0.00	2,007	0	10,167	0	10,167
31-0401-8000 Sahp - Indirect Costs/Research	0	0.00	28,830	0.50	7,092	0	35,922	0	35,922
31-0401-9000 SAHP-Kearney Expansion Project	429,282	5.30	175,466	3.25	114,394	0	719,142	22,710	741,852
31-0402-9000 MRI-KEARNEY	70,876	1.00	0	0.00	8,049	0	78,925	0	78,925
31-0403-0001 Phy Asst Training Program	590,011	5.35	186,225	3.00	184,916	0	961,152	30	961,182
31-0403-9000 PA-KEARNEY	260,991	2.50	195,992	2.00	65,924	0	522,907	0	522,907
31-0404-9000 RAD-KEARNEY	112,015	1.50	0	0.00	27,556	0	139,571	0	139,571
31-0409-0001 CLS (Clinical Lab Science)	556,286	6.80	138,443	2.24	167,775	0	862,504	86	862,590
31-0409-9000 CLS-Kearney	71,552	1.00	51,350	0.50	30,235	0	153,137	0	153,137
31-0410-0001 Genetic Counseling	99,080	1.00	69,536	1.00	41,480	0	210,096	0	210,096
31-0411-0001 Physical Therapy Instruction	1,073,878	10.35	245,640	4.09	286,218	0	1,605,736	68	1,605,804
31-0411-2004 UneTech Joseph Siu	0	0.00	9,096	0.10	2,237	0	11,333	0	11,333
31-0411-3001 COSTSHARING/ 36-1822-2001-001	14,118	0.11	0	0.00	0	0	14,118	0	14,118
31-0411-3008 COSTSHARING/ 36-0411-2040-001	1,030	0.01	0	0.00	0	0	1,030	0	1,030
31-0411-9000 PT-KEARNEY	246,726	2.50	302,017	3.75	60,695	0	609,438	0	609,438
31-0412-0001 Occupational Therapy	110,160	1.00	14,280	0.00	30,612	0	155,052	0	155,052
31-0451-9000 DMS-KEARNEY	70,207	1.00	0	0.00	7,884	0	78,091	0	78,091
<b>TOTAL</b>	<b>4,299,196</b>	<b>46.40</b>	<b>1,946,632</b>	<b>29.29</b>	<b>1,295,765</b>	<b>0</b>	<b>7,541,593</b>	<b>22,894</b>	<b>7,564,487</b>

**UNMC-State General Fund-731 Cash & Student Contracts/Designated**

COST OBJECT	Dollar	FACULTY	NON FACULTY		EMPLOYEE BENEFITS	PERSONAL	TOTAL	TOTAL	TOTAL
		FTE	Dollar	FTE		SERVICE CREDITS	PERSONAL SERVICES	OPERATING EXPENSES	
31-0401-0001 Allied Health Assoc Dean	605,985	7.01	991,787	12.29	367,938	0	1,965,710	0	1,965,710
<b>TOTAL</b>	<b>605,985</b>	<b>7.01</b>	<b>991,787</b>	<b>12.29</b>	<b>367,938</b>	<b>0</b>	<b>1,965,710</b>	<b>0</b>	<b>1,965,710</b>

**UNMC-Federal Letter of Credit-736 Federal/Restricted**

COST OBJECT	Dollar	FACULTY	NON FACULTY		EMPLOYEE BENEFITS	PERSONAL	TOTAL	TOTAL	TOTAL
		FTE	Dollar	FTE		SERVICE CREDITS	PERSONAL SERVICES	OPERATING EXPENSES	
34-0411-2001001 Allied Health	30,428	0.22	62,934	1.08	15,606	0	108,968	0	108,968
<b>TOTAL</b>	<b>30,428</b>	<b>0.22</b>	<b>62,934</b>	<b>1.08</b>	<b>15,606</b>	<b>0</b>	<b>108,968</b>	<b>0</b>	<b>108,968</b>

**UNMC-Federal Advance-737 Federal/Restricted**

COST OBJECT	Dollar	FACULTY	NON FACULTY		EMPLOYEE BENEFITS	PERSONAL	TOTAL	TOTAL	TOTAL
		FTE	Dollar	FTE		SERVICE CREDITS	PERSONAL SERVICES	OPERATING EXPENSES	
35-0403-1003001 Allied Health	26,887	0.25	29,633	0.52	9,449	0	65,969	0	65,969
<b>TOTAL</b>	<b>26,887</b>	<b>0.25</b>	<b>29,633</b>	<b>0.52</b>	<b>9,449</b>	<b>0</b>	<b>65,969</b>	<b>0</b>	<b>65,969</b>

**UNMC-Trust-Grant/Cont/Loan/End-738 Trust/Restricted**

COST OBJECT	Dollar	FACULTY	NON FACULTY		EMPLOYEE BENEFITS	PERSONAL	TOTAL	TOTAL	TOTAL
		FTE	Dollar	FTE		SERVICE CREDITS	PERSONAL SERVICES	OPERATING EXPENSES	
36-0401-2010001 Allied Health	7,763	0.08	0	0.00	1,407	0	9,170	0	9,170

COST OBJECT LISTING BY SUB PROGRAM  
2019-2020 GENERAL OPERATING BUDGET  
UNIVERSITY OF NEBRASKA MEDICAL CENTER

**SUBPROGRAM #/NAME: 04 College of Allied Health**

**UNMC-Trust-Grant/Cont/Loan/End-738 Trust/Restricted**

COST OBJECT	Dollar	FACULTY	NON FACULTY		EMPLOYEE BENEFITS	PERSONAL SERVICE CREDITS	TOTAL PERSONAL SERVICES	TOTAL OPERATING EXPENSES	TOTAL
		FTE	Dollar	FTE					
36-0407-2002001 Allied Health	827	0.01	1,099	0.01	348	0	2,274	0	2,274
36-0411-2033004 Capture Falls 3.0	50,564	0.60	595	0.01	9,268	0	60,427	0	60,427
36-0411-2044001 Allied Health	52,482	0.58	0	0.00	9,507	0	61,989	0	61,989
36-0411-2047001 Allied Health	22,821	0.16	29,845	0.50	9,541	0	62,207	0	62,207
37-0401-1003005 SAHP-RSTE Michael DMS	108,083	1.20	0	0.00	19,580	0	127,663	0	127,663
37-0401-4006001 CAHP	15,532	0.19	0	0.00	2,815	0	18,347	0	18,347
37-0407-4001001 Radiation Science Technology	0	0.00	35,257	0.50	6,387	0	41,644	0	41,644
<b>TOTAL</b>	<b>258,072</b>	<b>2.82</b>	<b>66,796</b>	<b>1.02</b>	<b>58,853</b>	<b>0</b>	<b>383,721</b>	<b>0</b>	<b>383,721</b>

**UNMC-Auxiliary-739 State & University Generated/Unrestricted**

COST OBJECT	Dollar	FACULTY	NON FACULTY		EMPLOYEE BENEFITS	PERSONAL SERVICE CREDITS	TOTAL PERSONAL SERVICES	TOTAL OPERATING EXPENSES	TOTAL
		FTE	Dollar	FTE					
31-0401-3002 COSTSHARING/ 36-5315-2010-001	8,857	0.10	0	0.00	0	0	8,857	0	8,857
<b>TOTAL</b>	<b>8,857</b>	<b>0.10</b>	<b>0</b>	<b>0.00</b>	<b>0</b>	<b>0</b>	<b>8,857</b>	<b>0</b>	<b>8,857</b>

**UNMC-Auxiliary-739 Auxiliaries & Services/Restricted**

COST OBJECT	Dollar	FACULTY	NON FACULTY		EMPLOYEE BENEFITS	PERSONAL SERVICE CREDITS	TOTAL PERSONAL SERVICES	TOTAL OPERATING EXPENSES	TOTAL
		FTE	Dollar	FTE					
33-0401-0300 Asst Dean Academic Affairs	18,711	0.23	0	0.00	4,288	0	22,999	2,256	25,255
33-0401-0410 SAHP-Education Start Up	0	0.00	6,728	0.00	1,542	0	8,270	0	8,270
33-0401-0600 SAHP_Chinese Program Fee	143,717	1.40	0	0.00	32,935	0	176,652	17,506	194,158
33-0401-0700 MSIA-SAHP_Chinese Program Fee	0	0.00	0	0.00	0	0	0	467	467
33-0401-3000 COSTSHARING/ 36-0411-2024-001	0	0.00	0	0.00	0	0	0	5,150	5,150
33-0401-3005 COSTSHARING 36-0411-2048-001	5,631	0.05	0	0.00	1,290	0	6,921	0	6,921
33-0403-0001 AH-PA IPAP Contract 1 Funds	0	0.00	0	0.00	0	0	0	4,809	4,809
33-0403-0015 PA-Canadian Distance Learning Prg	0	0.00	0	0.00	0	0	0	3,800	3,800
33-0405-0036 Clinical Perfusion	0	0.00	0	0.00	0	0	0	16,746	16,746
33-0405-0100 AH-Perfusion Non-State Operating	0	0.00	0	0.00	0	0	0	160,863	160,863
33-0409-0010 Clinical Lab Science Lab Expenses	0	0.00	0	0.00	0	0	0	21,888	21,888
33-0410-0001 Gen Counsel Std Fee	44,370	0.47	5,100	0.00	11,336	0	60,806	0	60,806
33-0411-0126 Education/Phys. Therapy	0	0.00	0	0.00	0	0	0	19,000	19,000
33-0411-0127 PT Education-P Hageman-Development	0	0.00	0	0.00	0	0	0	3,192	3,192
33-0411-0128 PT EDU Sleddens Dev	0	0.00	0	0.00	0	0	0	3,828	3,828
33-0411-0129 PT Education-J Norman-Development	0	0.00	0	0.00	0	0	0	3,698	3,698
33-0411-0130 PT Education-L Bilek-Development	0	0.00	0	0.00	0	0	0	2,735	2,735
33-0411-0131 PT Education-R Fuchs-Development	0	0.00	0	0.00	0	0	0	247	247
33-0411-0132 PT Education-G Johnson-Development	0	0.00	0	0.00	0	0	0	1,179	1,179
33-0411-0135 PT Education-K Volkman-Development	0	0.00	0	0.00	0	0	0	1,230	1,230
33-0411-0136 PT Edu-K Chien-Dev	0	0.00	0	0.00	0	0	0	4,103	4,103
33-0411-0137 PT Edu Venema Dev	0	0.00	0	0.00	0	0	0	2,237	2,237
33-0411-0139 PT-Fac Developement Joseph Siu	0	0.00	0	0.00	0	0	0	930	930
33-0411-0141 PT Education-B Becker Development	0	0.00	0	0.00	0	0	0	1,112	1,112
33-0411-0146 PT Education - K Jones - Research	11,492	0.15	0	0.00	2,634	0	14,126	11,153	25,279
33-0411-0240 PT Ed Research Grant Return	0	0.00	0	0.00	0	0	0	3,999	3,999
33-0411-0250 Physical Therapy Continuing Education	0	0.00	0	0.00	0	0	0	1,181	1,181
33-0415-0900 SAHP Student Affairs-Admissions	0	0.00	0	0.00	0	0	0	2,341	2,341
33-0415-0905 SAHP Student Affairs-Recruitment	0	0.00	45,860	0.87	10,509	0	56,369	51,000	107,369
33-0415-0910 SAHP Student Affairs-Career Development	0	0.00	0	0.00	0	0	0	6,175	6,175
33-0415-0915 SAHP Student Affairs-Student Engagement	0	0.00	0	0.00	0	0	0	13,105	13,105
33-0415-0925 SAHP Student Affairs-General Operations	0	0.00	11,792	0.25	2,702	0	14,494	15,236	29,730

COST OBJECT LISTING BY SUB PROGRAM  
2019-2020 GENERAL OPERATING BUDGET  
UNIVERSITY OF NEBRASKA MEDICAL CENTER

**SUBPROGRAM #/NAME: 04 College of Allied Health**

**UNMC-Auxiliary-739 Auxiliaries & Services/Restricted**

COST OBJECT	Dollar	FACULTY	NON FACULTY		EMPLOYEE BENEFITS	PERSONAL SERVICE CREDITS	TOTAL PERSONAL SERVICES	TOTAL OPERATING EXPENSES	TOTAL	
		FTE	Dollar	FTE						
33-0451-0016	Phys Asst Students	0	0.00	0	0.00	0	0	15,000	15,000	
33-0451-0017	PA-Prg Development Acct	0	0.00	0	0.00	0	0	21,500	21,500	
33-0451-0018	SAHP-ADO Research Development Account	0	0.00	70,263	1.00	16,103	0	86,366	16,715	103,081
33-0451-0026	CLS (Clinical Lab Science)	0	0.00	0	0.00	0	0	3,000	3,000	
33-0451-0035	CLS Outreach Program	0	0.00	63,630	1.00	14,582	0	78,212	26,479	104,691
33-0451-0076	MITs Course Fees	0	0.00	0	0.00	0	0	9,424	9,424	
33-0451-0080	Student Fees AH-Radiography	0	0.00	0	0.00	0	0	35,948	35,948	
33-0451-0087	AH-RSTE DMS Distance	0	0.00	0	0.00	0	0	3,144	3,144	
33-0451-0090	Student Fees AH-Cytotechnology	0	0.00	0	0.00	0	0	12,606	12,606	
33-0451-0095	Student Fees AH-Med Nutrition	0	0.00	0	0.00	0	0	3,060	3,060	
33-0451-0096	Cytotechnology Distance Learning Educati	0	0.00	0	0.00	0	0	5,376	5,376	
33-0451-0105	Cytotechnology Operating Acct	0	0.00	0	0.00	0	0	3,445	3,445	
33-0451-0125	Medical Nutrition Operating Acct	0	0.00	0	0.00	0	0	11,797	11,797	
33-0451-0446	Allied Health Cont Ed	0	0.00	0	0.00	0	0	107,959	107,959	
33-0451-0736	Anne Skinner Devl	0	0.00	0	0.00	0	0	4,094	4,094	
33-0451-0761	Pilot Research-Bilek-Optimal Phys Activi	0	0.00	0	0.00	0	0	178	178	
33-0451-2050	Clinical Perfusion-ETR	0	0.00	0	0.00	0	0	2,326	2,326	
33-0451-2075	Clinical Perfusion-PBM	0	0.00	0	0.00	0	0	1,372	1,372	
33-0452-0226	DLO PA Program	33,626	0.30	0	0.00	7,706	0	41,332	19,499	60,831
33-0452-0227	Distance Learning Option-PA Program	0	0.00	0	0.00	0	0	20,200	20,200	
<b>TOTAL</b>	<b>257,547</b>	<b>2.61</b>	<b>203,373</b>	<b>3.12</b>	<b>105,627</b>	<b>0</b>	<b>566,547</b>	<b>704,288</b>	<b>1,270,835</b>	
<b>SUB PROGRAM TOTAL</b>	<b>5,486,972</b>	<b>59</b>	<b>3,301,155</b>	<b>47</b>	<b>1,853,238</b>	<b>0</b>	<b>10,641,365</b>	<b>727,182</b>	<b>11,368,547</b>	

**SUBPROGRAM #/NAME: 09 College of Dentistry**

**UNMC-State General Fund-731 State & University Generated/Unrestricted**

COST OBJECT	Dollar	FACULTY	NON FACULTY		EMPLOYEE BENEFITS	PERSONAL SERVICE CREDITS	TOTAL PERSONAL SERVICES	TOTAL OPERATING EXPENSES	TOTAL	
		FTE	Dollar	FTE						
31-0901-0004	Dean College of Dentistry	1,721,802	6.56	1,060,061	9.41	354,486	0	3,136,349	24,800	3,161,149
31-0901-0050	COD Special Tuition Increase	0	0.00	0	0.00	0	0	15,000	15,000	
31-0901-0075	Guthmiller Start Up	0	2.00	0	2.00	0	0	0	0	
31-0901-3013	COSTSHARING/ 36-0115-1005-006	12,529	0.11	16,334	0.05	7,100	0	35,963	0	35,963
31-0905-0001	COD Graduate Research	0	0.00	37,080	0.00	0	0	37,080	0	37,080
31-0905-0011	General Dentistry Travel	0	0.00	0	0.00	0	0	6,333	6,333	
31-0905-0024	Computer Support	0	0.00	121,983	1.39	29,135	0	151,118	39,694	190,812
31-0905-0191	General Dentistry Departmental Research	0	0.00	79,903	1.50	19,657	0	99,560	54,328	153,888
31-0910-0001	COD Dental Hygiene	353,824	4.39	130,294	1.60	119,093	0	603,211	4,378	607,589
31-0915-0001	COD Oral Biology	1,552,289	12.80	216,324	2.75	402,042	0	2,170,655	31,483	2,202,138
31-0915-3013	COSTSHARING 36-0915-2041-001	4,167	0.03	0	0.00	1,026	0	5,193	0	5,193
31-0915-3015	COSTSHARING/ 34-0915-2022-315	42,943	0.25	0	0.00	10,563	0	53,506	0	53,506
31-0920-0001	COD Growth & Development	605,207	4.81	149,943	1.60	159,937	0	915,087	16,834	931,921
31-0925-0001	Surgical Specialties	1,307,112	9.75	185,144	2.10	367,095	0	1,859,351	13,942	1,873,293
31-0930-0001	COD Adult Restorative Dentistry	2,350,449	18.34	173,512	3.11	502,995	0	3,026,956	19,170	3,046,126
31-0935-0005	POE-Diagnostic Dental Education	111,831	1.00	0	0.00	0	0	111,831	0	111,831
31-0935-0011	COD Learning Resources	0	0.00	247,499	5.00	60,884	0	308,383	0	308,383
<b>TOTAL</b>	<b>8,062,153</b>	<b>60.04</b>	<b>2,418,077</b>	<b>30.51</b>	<b>2,034,013</b>	<b>0</b>	<b>12,514,243</b>	<b>225,962</b>	<b>12,740,205</b>	



COST OBJECT LISTING BY SUB PROGRAM  
2019-2020 GENERAL OPERATING BUDGET  
UNIVERSITY OF NEBRASKA MEDICAL CENTER

**SUBPROGRAM #/NAME: 09 College of Dentistry**

**UNMC-Federal Letter of Credit-736 Federal/Restricted**

COST OBJECT	Dollar	FACULTY	NON FACULTY		EMPLOYEE BENEFITS	PERSONAL SERVICE CREDITS	TOTAL PERSONAL SERVICES	TOTAL OPERATING EXPENSES	TOTAL
		FTE	Dollar	FTE					
34-0915-2023001 College of Dentistry	19,228	0.15	0	0.00	3,214	0	22,442	0	22,442
34-0915-3003006 College of Dentistry	100,799	0.71	33,360	0.75	22,427	0	156,586	0	156,586
34-0915-3003106 Tele-dentistry and Rural Health Project	11,619	0.09	6,672	0.15	3,057	0	21,348	0	21,348
<b>TOTAL</b>	<b>131,646</b>	<b>0.95</b>	<b>40,032</b>	<b>0.90</b>	<b>28,698</b>	<b>0</b>	<b>200,376</b>	<b>0</b>	<b>200,376</b>

**UNMC-Trust-Grant/Cont/Loan/End-738 Trust/Restricted**

COST OBJECT	Dollar	FACULTY	NON FACULTY		EMPLOYEE BENEFITS	PERSONAL SERVICE CREDITS	TOTAL PERSONAL SERVICES	TOTAL OPERATING EXPENSES	TOTAL
		FTE	Dollar	FTE					
36-0901-3002001 College of Dentistry	123,932	1.00	155,287	1.80	50,586	0	329,805	0	329,805
36-0915-2042001 College of Dentistry	8,701	0.07	0	0.00	1,577	0	10,278	0	10,278
37-0901-3001001 College of Dentistry	5,000	0.00	0	0.00	906	0	5,906	0	5,906
37-0905-1005001 Bernard & Ann Moran Professorship	5,000	0.00	0	0.00	906	0	5,906	0	5,906
37-0905-1006001 Norman C Carlson	10,000	0.00	0	0.00	1,812	0	11,812	0	11,812
37-0905-1007001 Pedersen Memorial Fund	10,000	0.00	0	0.00	1,812	0	11,812	0	11,812
37-0905-1009001 Dean's Pro Svc Fees 12%	0	0.00	30,983	0.29	5,612	0	36,595	0	36,595
37-0905-1010001 UDA - General Operation	0	0.00	414,944	8.12	75,174	0	490,118	0	490,118
37-0905-1010002 UDA - Pathology	0	0.00	23,576	0.75	4,272	0	27,848	0	27,848
37-0905-1011001 Dixon Endowed Chair	25,000	0.00	16,035	0.30	7,434	0	48,469	0	48,469
37-0905-3004001 COD General Research	42,259	0.70	4,000	0.10	8,380	0	54,639	0	54,639
37-0905-3005001 COD General Research	42,260	0.70	4,000	0.10	8,380	0	54,640	0	54,640
37-0905-4002001 COD-ADMIN	8,500	0.00	0	0.00	1,540	0	10,040	0	10,040
37-0915-2003001 COD-Oral Biology	0	0.00	20,410	0.35	3,698	0	24,108	0	24,108
37-0930-1005001 COD Restorative Dentistry	4,114	0.00	0	0.00	744	0	4,858	0	4,858
<b>TOTAL</b>	<b>284,766</b>	<b>2.47</b>	<b>669,235</b>	<b>11.80</b>	<b>172,833</b>	<b>0</b>	<b>1,126,834</b>	<b>0</b>	<b>1,126,834</b>

**UNMC-Auxiliary-739 Auxiliaries & Services/Restricted**

COST OBJECT	Dollar	FACULTY	NON FACULTY		EMPLOYEE BENEFITS	PERSONAL SERVICE CREDITS	TOTAL PERSONAL SERVICES	TOTAL OPERATING EXPENSES	TOTAL
		FTE	Dollar	FTE					
33-0963-0010 Dental Stores	0	0.00	12,420	0.27	2,846	0	15,266	0	15,266
33-0963-0066 COD Continuing Education	0	0.00	20,332	0.50	4,660	0	24,992	0	24,992
33-0963-0100 Dental Books And Instruments	0	0.00	58,320	1.56	13,364	0	71,684	862,500	934,184
33-0963-0110 Dental Technology Fee	0	0.00	17,675	0.30	4,051	0	21,726	0	21,726
33-0963-0200 Hygiene Books And Instruments	0	0.00	0	0.00	0	0	0	117,500	117,500
33-0963-0438 Indirect Cost Return	0	0.00	14,094	0.30	3,230	0	17,324	0	17,324
33-0963-0976 Oral Biology Biomonitoring	0	0.00	38,415	0.85	8,803	0	47,218	0	47,218
33-0963-1530 University of Wyoming Tuition Support	247,212	1.93	112,400	0.20	82,411	0	442,023	0	442,023
<b>TOTAL</b>	<b>247,212</b>	<b>1.93</b>	<b>273,656</b>	<b>3.98</b>	<b>119,365</b>	<b>0</b>	<b>640,233</b>	<b>980,000</b>	<b>1,620,233</b>

**SUB PROGRAM TOTAL      8,725,777                  65      3,401,000                  47      2,354,909                  0      14,481,686                  1,205,962                  15,687,648**

**SUBPROGRAM #/NAME: 12 Graduate College**

**UNMC-State General Fund-731 State & University Generated/Unrestricted**

COST OBJECT	Dollar	FACULTY	NON FACULTY		EMPLOYEE BENEFITS	PERSONAL SERVICE CREDITS	TOTAL PERSONAL SERVICES	TOTAL OPERATING EXPENSES	TOTAL
		FTE	Dollar	FTE					
31-1201-0004 Dean Graduate Studies	0	0.00	479,241	9.28	154,199	0	633,440	27,730	661,170
31-1201-0044 Graduate Application Fee(\$25)	0	0.00	0	0.00	0	0	0	20,721	20,721
31-1201-0094 POE-Graduate Student Stipends	0	0.00	242,803	0.00	0	0	242,803	0	242,803
31-1201-0104 Graduate Assistantships	0	0.00	603,703	0.00	0	0	603,703	0	603,703

COST OBJECT LISTING BY SUB PROGRAM  
2019-2020 GENERAL OPERATING BUDGET  
UNIVERSITY OF NEBRASKA MEDICAL CENTER

**SUBPROGRAM #/NAME: 12 Graduate College**

**UNMC-State General Fund-731 State & University Generated/Unrestricted**

COST OBJECT	Dollar	FACULTY	NON FACULTY		EMPLOYEE BENEFITS	PERSONAL SERVICE CREDITS	TOTAL PERSONAL SERVICES	TOTAL OPERATING EXPENSES	TOTAL
		FTE	Dollar	FTE					
31-1201-0200 VCAA - eLearning	0	0.00	0	1.85	0	0	0	0	0
31-1201-3020 COSTSHARING/ 36-0115-1005-006	0	0.00	4,894	0.05	1,204	0	6,098	0	6,098
31-1203-0001 Post Doctoral Education Office	40,974	0.46	51,935	1.08	36,504	0	129,413	0	129,413
31-1209-0001 Vice Chancellor Research	0	0.10	0	6.20	0	0	0	0	0
31-1209-0030 DRC Research Resources Office	0	0.00	0	1.40	0	0	0	0	0
31-1209-0040 Institutional Research Resource Office	0	0.00	0	2.00	0	0	0	0	0
31-1209-0050 POE-Biomedical Informatics Director	91,491	0.93	135,453	0.81	0	0	226,944	0	226,944
31-1209-0100 Governmental Relations	0	0.00	0	1.00	0	0	0	0	0
31-1209-0400 Assoc VC Basic Science Research	0	0.00	0	0.40	0	0	0	0	0
<b>TOTAL</b>	<b>132,465</b>	<b>1.49</b>	<b>1,518,029</b>	<b>24.07</b>	<b>191,907</b>	<b>0</b>	<b>1,842,401</b>	<b>48,451</b>	<b>1,890,852</b>

**UNMC-Federal Advance-737 Federal/Restricted**

COST OBJECT	Dollar	FACULTY	NON FACULTY		EMPLOYEE BENEFITS	PERSONAL SERVICE CREDITS	TOTAL PERSONAL SERVICES	TOTAL OPERATING EXPENSES	TOTAL
		FTE	Dollar	FTE					
35-1209-1002001 Vice Chancellor of Research	131,454	1.15	416,885	6.06	91,664	0	640,003	0	640,003
<b>TOTAL</b>	<b>131,454</b>	<b>1.15</b>	<b>416,885</b>	<b>6.06</b>	<b>91,664</b>	<b>0</b>	<b>640,003</b>	<b>0</b>	<b>640,003</b>

**UNMC-Trust-Grant/Cont/Loan/End-738 Trust/Restricted**

COST OBJECT	Dollar	FACULTY	NON FACULTY		EMPLOYEE BENEFITS	PERSONAL SERVICE CREDITS	TOTAL PERSONAL SERVICES	TOTAL OPERATING EXPENSES	TOTAL
		FTE	Dollar	FTE					
36-1209-2004001 Vice Chancellor of Research	0	0.00	5,229	0.10	948	0	6,177	0	6,177
36-1209-2006001 Vice Chancellor of Research	0	0.00	11,001	0.20	1,993	0	12,994	0	12,994
36-1209-3003004 ASPR Part B	20,891	0.18	1,934	0.02	4,135	0	26,960	0	26,960
37-1209-2003002 Regenerative Med Sarvetnick Start-up	0	0.00	37,054	0.70	6,713	0	43,767	0	43,767
37-1209-2003005 Director Salary	5,868	0.00	40,532	0.00	8,405	0	54,805	0	54,805
37-1209-2003007 Faculty Salary Jungwei Xie	450,536	3.78	0	0.00	81,623	0	532,159	0	532,159
37-1209-2003018 Hyung Joon Kim Start-up	0	0.00	19,380	0.52	3,510	0	22,890	0	22,890
37-1209-2003989 COSTSHARE/ 36-5360-2238-001	1,495	0.02	0	0.00	272	0	1,767	0	1,767
37-1209-2003994 COSTSHARE/ 34-5507-2032-001	0	0.00	15,828	0.42	2,868	0	18,696	0	18,696
37-1209-2003998 COSTSHARE/ 34-5507-2032-001	28,414	0.00	0	0.00	5,147	0	33,561	0	33,561
37-1209-2004007 RM Periodontal-Jingwei Xie Lab	0	0.00	114,449	2.50	20,734	0	135,183	0	135,183
<b>TOTAL</b>	<b>507,204</b>	<b>3.99</b>	<b>245,407</b>	<b>4.46</b>	<b>136,348</b>	<b>0</b>	<b>888,959</b>	<b>0</b>	<b>888,959</b>

**UNMC-Auxiliary-739 Auxiliaries & Services/Restricted**

COST OBJECT	Dollar	FACULTY	NON FACULTY		EMPLOYEE BENEFITS	PERSONAL SERVICE CREDITS	TOTAL PERSONAL SERVICES	TOTAL OPERATING EXPENSES	TOTAL
		FTE	Dollar	FTE					
33-1209-0142 Adv Microscopy Core	0	0.00	101,678	1.85	23,302	0	124,980	0	124,980
33-1209-0182 Cell Analysis Core	0	0.00	102,241	0.96	23,431	0	125,672	0	125,672
33-1209-0332 MGE Core Facility	75,000	0.00	13,283	0.22	20,232	0	108,515	0	108,515
33-1209-0400 Mass Spectrometry Protein Core Facility	0	0.00	101,043	1.73	23,155	0	124,198	0	124,198
33-1209-0402 Electronic Hlth Record Rsch Core	0	0.00	63,872	1.00	14,638	0	78,510	0	78,510
33-1209-0415 Research IT Office	0	0.00	212,898	3.15	48,789	0	261,687	0	261,687
33-1209-0425 Nanoimaging Core	0	0.00	22,349	0.41	5,122	0	27,471	0	27,471
33-1209-0600 Center for Clinical and Translatio Rsrh	20,339	0.09	1,672,400	27.69	374,815	0	2,067,554	3,851	2,071,405
33-1209-0605 ClinTrlMgmtSys-CapOp	0	0.00	41,200	0.50	9,442	0	50,642	0	50,642
33-1209-0660 SEQUENCER FACILITY	5,386	0.05	25,717	0.50	7,128	0	38,231	0	38,231
33-1209-0700 EXPORT CONTROL	0	0.00	0	1.50	35,083	0	35,083	0	35,083
33-1209-0840 Electr Micspy Core	8,220	0.06	57,185	1.25	14,989	0	80,394	0	80,394
33-1209-0842 NEXT GEN SEQ CORE	17,503	0.15	0	0.00	4,011	0	21,514	0	21,514

COST OBJECT LISTING BY SUB PROGRAM  
2019-2020 GENERAL OPERATING BUDGET  
UNIVERSITY OF NEBRASKA MEDICAL CENTER

**SUBPROGRAM #/NAME: 12 Graduate College**

**UNMC-Auxiliary-739 Auxiliaries & Services/Restricted**

COST OBJECT	Dollar	FACULTY	NON FACULTY		EMPLOYEE BENEFITS	PERSONAL SERVICE CREDITS	TOTAL PERSONAL SERVICES	TOTAL OPERATING EXPENSES	TOTAL
		FTE	Dollar	FTE					
33-1209-3000 COSTSHARING/ 36-5150-2085-101	7,925	0.07	0	0.00	1,816	0	9,741	0	9,741
<b>TOTAL</b>	<b>134,373</b>	<b>0.42</b>	<b>2,413,866</b>	<b>40.75</b>	<b>605,953</b>	<b>0</b>	<b>3,154,192</b>	<b>3,851</b>	<b>3,158,043</b>
<b>SUB PROGRAM TOTAL</b>	<b>905,496</b>	<b>7</b>	<b>4,594,187</b>	<b>75</b>	<b>1,025,872</b>	<b>0</b>	<b>6,525,555</b>	<b>52,302</b>	<b>6,577,857</b>

**SUBPROGRAM #/NAME: 16 McGoogan Library of Medicine**

**UNMC-State General Fund-731 State & University Generated/Unrestricted**

COST OBJECT	Dollar	FACULTY	NON FACULTY		EMPLOYEE BENEFITS	PERSONAL SERVICE CREDITS	TOTAL PERSONAL SERVICES	TOTAL OPERATING EXPENSES	TOTAL
		FTE	Dollar	FTE					
31-1601-0006 Library Salaries	1,017,819	15.36	662,235	11.43	392,612	0	2,072,666	0	2,072,666
31-1601-3024 COSTSHARING 36-1603-1000-001	4,665	0.06	0	0.00	1,148	0	5,813	0	5,813
31-1601-3025 COSTSHARING/ 36-0115-1005-006	3,822	0.05	0	0.00	940	0	4,762	0	4,762
31-1603-0006 Library General	0	0.00	0	0.00	0	0	0	59,038	59,038
31-1607-0006 Library Periodicals	0	0.00	0	0.00	0	0	0	679,964	679,964
<b>TOTAL</b>	<b>1,026,306</b>	<b>15.47</b>	<b>662,235</b>	<b>11.43</b>	<b>394,700</b>	<b>0</b>	<b>2,083,241</b>	<b>739,002</b>	<b>2,822,243</b>

**UNMC-Trust-Grant/Cont/Loan/End-738 Trust/Restricted**

COST OBJECT	Dollar	FACULTY	NON FACULTY		EMPLOYEE BENEFITS	PERSONAL SERVICE CREDITS	TOTAL PERSONAL SERVICES	TOTAL OPERATING EXPENSES	TOTAL
		FTE	Dollar	FTE					
37-1603-6200002 CHMC Admin	0	0.00	12,480	0.50	2,260	0	14,740	0	14,740
<b>TOTAL</b>	<b>0</b>	<b>0.00</b>	<b>12,480</b>	<b>0.50</b>	<b>2,260</b>	<b>0</b>	<b>14,740</b>	<b>0</b>	<b>14,740</b>

**UNMC-Auxiliary-739 Auxiliaries & Services/Restricted**

COST OBJECT	Dollar	FACULTY	NON FACULTY		EMPLOYEE BENEFITS	PERSONAL SERVICE CREDITS	TOTAL PERSONAL SERVICES	TOTAL OPERATING EXPENSES	TOTAL
		FTE	Dollar	FTE					
33-1651-0126 Printing & Dup-Library Bindery	0	0.00	0	0.00	0	0	0	2,000	2,000
33-1652-1446 NMC DataBase Licenses	0	0.00	0	0.00	0	0	0	170,500	170,500
33-1652-1476 Interlibrary Loans	0	0.00	0	0.00	0	0	0	15,000	15,000
33-1652-1500 Student Library Fees	0	0.00	0	0.00	0	0	0	790,000	790,000
33-1652-3456 Library Fines	0	0.00	0	0.00	0	0	0	50	50
33-1652-5001 Library 04/05 Reallocation	0	0.00	113,893	3.31	11,933	0	125,826	132,453	258,279
<b>TOTAL</b>	<b>0</b>	<b>0.00</b>	<b>113,893</b>	<b>3.31</b>	<b>11,933</b>	<b>0</b>	<b>125,826</b>	<b>1,110,003</b>	<b>1,235,829</b>
<b>SUB PROGRAM TOTAL</b>	<b>1,026,306</b>	<b>15</b>	<b>788,608</b>	<b>15</b>	<b>408,893</b>	<b>0</b>	<b>2,223,807</b>	<b>1,849,005</b>	<b>4,072,812</b>

**SUBPROGRAM #/NAME: 18 College of Nursing**

**UNMC-State General Fund-731 State & University Generated/Unrestricted**

COST OBJECT	Dollar	FACULTY	NON FACULTY		EMPLOYEE BENEFITS	PERSONAL SERVICE CREDITS	TOTAL PERSONAL SERVICES	TOTAL OPERATING EXPENSES	TOTAL
		FTE	Dollar	FTE					
31-1801-0010 CON Office	861,362	8.50	998,192	10.25	220,682	0	2,080,236	0	2,080,236
31-1801-0015 POE-Expansion of BSN Enrollments	339,801	4.30	1,500	0.00	83,960	0	425,261	0	425,261
31-1801-0016 POE-Interdiscipl Bio Prep Train Sim	107,857	1.04	152,945	2.13	0	0	260,802	0	260,802
31-1801-0034 CON Learning Center	0	0.00	70,390	1.00	17,316	0	87,706	0	87,706
31-1801-0101 Undergraduate Nursing	275,141	2.00	307,293	5.00	106,677	0	689,111	0	689,111
31-1801-0103 Student Services	0	0.00	313,737	5.15	72,991	0	386,728	0	386,728
31-1801-0115 CON OWW RN-BSN	154,498	3.00	0	0.00	0	0	154,498	0	154,498
31-1801-0200 CON Omaha Division	5,404,478	52.20	220,545	4.00	1,069,156	0	6,694,179	0	6,694,179

COST OBJECT LISTING BY SUB PROGRAM  
2019-2020 GENERAL OPERATING BUDGET  
UNIVERSITY OF NEBRASKA MEDICAL CENTER

**SUBPROGRAM #/NAME: 18 College of Nursing**

**UNMC-State General Fund-731 State & University Generated/Unrestricted**

COST OBJECT	Dollar	FACULTY		NON FACULTY		EMPLOYEE BENEFITS	PERSONAL SERVICE CREDITS	TOTAL PERSONAL SERVICES	TOTAL OPERATING EXPENSES	TOTAL
		FTE	Dollar	FTE	Dollar					
31-1805-0001	Nursing Instruct-General Summer Ses	23,110	0.30	0	0.00	0	0	23,110	0	23,110
31-1813-0011	Niedfelt Nsg Rsch Ctr	218,253	2.00	128,354	2.00	77,256	0	423,863	0	423,863
31-1822-0014	CON Administration - Lincoln	2,307,810	22.09	316,075	6.00	608,028	0	3,231,913	8,029	3,239,942
31-1824-0021	Nursing Instruc-General West Nebraska	753,099	9.40	178,239	3.25	174,063	0	1,105,401	8,029	1,113,430
31-1825-0031	Nursing Instr - Kearney	783,232	11.55	283,165	5.50	203,633	0	1,270,030	8,029	1,278,059
31-1825-9000	CON-Kearney Expansion Project	774,463	9.10	215,198	3.50	146,590	0	1,136,251	8,293	1,144,544
31-1826-0001	College of Nursing - Northern Division	936,576	13.10	192,317	3.85	220,879	0	1,349,772	8,030	1,357,802
<b>TOTAL</b>		<b>12,939,680</b>	<b>138.58</b>	<b>3,377,950</b>	<b>51.63</b>	<b>3,001,231</b>	<b>0</b>	<b>19,318,861</b>	<b>40,410</b>	<b>19,359,271</b>

**UNMC-Federal Letter of Credit-736 Federal/Restricted**

COST OBJECT	Dollar	FACULTY		NON FACULTY		EMPLOYEE BENEFITS	PERSONAL SERVICE CREDITS	TOTAL PERSONAL SERVICES	TOTAL OPERATING EXPENSES	TOTAL
		FTE	Dollar	FTE	Dollar					
34-1805-1015001	College of Nursing	11,037	0.10	94,646	1.50	17,667	0	123,350	0	123,350
34-1805-2005001	College of Nursing	121,723	1.03	108,418	1.70	38,472	0	268,613	0	268,613
34-1805-2006001	College of Nursing	37,852	0.35	0	0.00	6,328	0	44,180	0	44,180
34-1805-2007001	College of Nursing	89,805	0.64	0	0.00	15,013	0	104,818	0	104,818
34-1822-2003101	Bone-Loading Exercises versus Risendrona	54,491	0.40	28,835	0.50	13,929	0	97,255	0	97,255
34-1826-2001001	College of Nursing	43,171	0.38	0	0.00	7,216	0	50,387	0	50,387
<b>TOTAL</b>		<b>358,079</b>	<b>2.89</b>	<b>231,899</b>	<b>3.70</b>	<b>98,625</b>	<b>0</b>	<b>688,603</b>	<b>0</b>	<b>688,603</b>

**UNMC-Trust-Grant/Cont/Loan/End-738 Trust/Restricted**

COST OBJECT	Dollar	FACULTY		NON FACULTY		EMPLOYEE BENEFITS	PERSONAL SERVICE CREDITS	TOTAL PERSONAL SERVICES	TOTAL OPERATING EXPENSES	TOTAL
		FTE	Dollar	FTE	Dollar					
36-1805-2019001	College of Nursing	1,104	0.01	1,474	0.03	468	0	3,046	0	3,046
36-1805-2022001	College of Nursing	2,758	0.03	0	0.00	499	0	3,257	0	3,257
36-1805-2023001	College of Nursing	1,798	0.01	0	0.00	325	0	2,123	0	2,123
37-1801-4001001	CON Development Fund	15,000	0.00	1,000	0.00	2,899	0	18,899	0	18,899
37-1801-4001036	Omaha Division Development	137,206	2.10	3,000	0.00	25,401	0	165,607	0	165,607
37-1801-4001040	CCCM Development	0	0.00	58,277	1.00	10,558	0	68,835	0	68,835
37-1801-4001997	COSTSHARE/ 36-1805-2026-001	0	0.00	983	0.02	177	0	1,160	0	1,160
37-1801-4001998	COSTSHARE/ 36-1805-2025-001	0	0.00	983	0.02	177	0	1,160	0	1,160
37-1801-4002001	Morehead Center for Nursing Practice	45,305	0.25	87,229	1.50	24,011	0	156,545	0	156,545
37-1813-4001001	College Of Nursing - Nnrc	0	0.00	52,000	1.00	9,421	0	61,421	0	61,421
37-1822-4001001	Lincoln Development	82,877	1.10	63,240	1.00	26,472	0	172,589	0	172,589
37-1824-2000001	CON	15,217	0.20	4,340	0.10	3,544	0	23,101	0	23,101
37-1824-3001001	CON West Nebraska Division Support	99,206	1.80	17,361	0.40	21,119	0	137,686	0	137,686
37-1824-3001005	CON WND Accelerated Program Support	82,933	1.00	0	0.00	15,025	0	97,958	0	97,958
37-1826-4001001	CON - Northern Division	129,401	2.10	0	0.00	23,442	0	152,843	0	152,843
<b>TOTAL</b>		<b>612,805</b>	<b>8.60</b>	<b>289,887</b>	<b>5.07</b>	<b>163,538</b>	<b>0</b>	<b>1,066,230</b>	<b>0</b>	<b>1,066,230</b>

**UNMC-Auxiliary-739 Auxiliaries & Services/Restricted**

COST OBJECT	Dollar	FACULTY		NON FACULTY		EMPLOYEE BENEFITS	PERSONAL SERVICE CREDITS	TOTAL PERSONAL SERVICES	TOTAL OPERATING EXPENSES	TOTAL
		FTE	Dollar	FTE	Dollar					
33-1852-0016	CON-Course Fees-UNMC	0	0.00	104,425	2.00	23,930	0	128,355	40,000	168,355
33-1852-0017	CON-Lab Fees-UNMC	0	0.00	0	0.00	0	0	0	45,000	45,000
33-1852-0018	CON-Distributive Learning-UNMC	0	0.00	58,082	1.00	13,311	0	71,393	65,000	136,393
33-1852-0019	CON-Other Fees-UNMC	0	0.00	68,133	1.00	15,613	0	83,746	402,000	485,746
33-1852-0020	CON-Omaha Technology Fee	0	0.00	0	0.00	0	0	0	75,000	75,000
33-1852-0026	Sen Fees - Scottsbluff	0	0.00	0	0.00	0	0	0	800	800

COST OBJECT LISTING BY SUB PROGRAM  
2019-2020 GENERAL OPERATING BUDGET  
UNIVERSITY OF NEBRASKA MEDICAL CENTER

**SUBPROGRAM #/NAME: 18 College of Nursing**

**UNMC-Auxiliary-739 Auxiliaries & Services/Restricted**

COST OBJECT	Dollar	FACULTY	NON FACULTY		EMPLOYEE BENEFITS	PERSONAL	TOTAL	TOTAL	TOTAL	
		FTE	Dollar	FTE		SERVICE CREDITS	PERSONAL SERVICES	OPERATING EXPENSES		
33-1852-0036	Fees - Kearney	0	0.00	0	0.00	0	0	200	200	
33-1852-0046	CON-Course Fees-Kearney	0	0.00	23,175	0.50	5,311	0	28,486	9,800	38,286
33-1852-0047	CON-Lab Fees-Kearney	0	0.00	0	0.00	0	0	14,000	14,000	
33-1852-0048	CON-Distributive Learning-Kearney	0	0.00	0	0.00	0	0	80,000	80,000	
33-1852-0049	CON-Other Fees-Kearney	0	0.00	0	0.00	0	0	1,400	1,400	
33-1852-0050	CON-Kearney Technology Fee	0	0.00	0	0.00	0	0	12,000	12,000	
33-1852-0056	CON - Course Fees - Norfolk	0	0.00	0	0.00	0	0	10,500	10,500	
33-1852-0057	CON - Lab Fees - Norfolk	0	0.00	0	0.00	0	0	19,000	19,000	
33-1852-0058	CON - Distributive Learning - Norfolk	0	0.00	0	0.00	0	0	52,000	52,000	
33-1852-0060	CON-Norfolk Technology Fee	0	0.00	0	0.00	0	0	12,000	12,000	
33-1852-0066	Sen Fees - Norfolk	0	0.00	0	0.00	0	0	900	900	
33-1852-0101	CON Application Fees	0	0.00	0	0.00	0	0	8,000	8,000	
33-1852-2226	CON-Course Fees-UNL	0	0.00	45,000	1.00	10,313	0	55,313	15,500	70,813
33-1852-2227	CON-Lab Fees-UNL	0	0.00	0	0.00	0	0	20,000	20,000	
33-1852-2228	CON-Distributive Learning-UNL	0	0.00	108,651	2.00	24,899	0	133,550	7,200	140,750
33-1852-2229	CON-Other Fees-UNL	0	0.00	0	0.00	0	0	700	700	
33-1852-2230	CON-Lincoln Technology Fee	0	0.00	0	0.00	0	0	6,500	6,500	
33-1852-3336	CON-Course Fees-Scottsbluff	0	0.00	0	0.00	0	0	10,000	10,000	
33-1852-3337	CON-Lab Fees-Scottsbluff	0	0.00	0	0.00	0	0	9,000	9,000	
33-1852-3338	CON-Distributive Learning-Scottsbluff	0	0.00	0	0.00	0	0	17,000	17,000	
33-1852-3339	CON-Other Fees-Scottsbluff	0	0.00	0	0.00	0	0	3,000	3,000	
33-1852-3340	CON-Western Nebraska Technology Fee	0	0.00	0	0.00	0	0	12,000	12,000	
33-1854-0005	CBH Development-Morris	0	0.00	0	0.00	0	0	5,161	5,161	
33-1854-0016	C Miller Professional Development	0	0.00	0	0.00	0	0	40,000	40,000	
33-1854-0020	CON-Wellness for Women	0	0.00	0	0.00	0	0	109	109	
33-1854-0030	Northern Division	0	0.00	0	0.00	0	0	70,000	70,000	
33-1854-0036	Nursing-Learning Center	0	0.00	0	0.00	0	0	7,700	7,700	
33-1854-0100	Evaluation Contracts-Kaiser	0	0.00	0	0.00	0	0	5,000	5,000	
33-1854-0110	Aguire Additional Comp Fund	0	0.00	0	0.00	0	0	450	450	
33-1854-0600	Con - Equip Maint Contracts	0	0.00	70,449	1.00	16,145	0	86,594	117,000	203,594
33-1854-0601	Con-Eq Maint Cntrct UNL	0	0.00	0	0.00	0	0	3,000	3,000	
33-1854-0602	Con-Eq Maint Cntrct Sctblf	0	0.00	0	0.00	0	0	3,000	3,000	
33-1854-0603	Con-Eq Maint Cntrct UNK	0	0.00	0	0.00	0	0	3,000	3,000	
<b>TOTAL</b>	<b>0</b>	<b>0.00</b>	<b>477,915</b>	<b>8.50</b>	<b>109,522</b>	<b>0</b>	<b>587,437</b>	<b>1,202,920</b>	<b>1,790,357</b>	
<b>SUB PROGRAM TOTAL</b>	<b>13,910,564</b>	<b>150</b>	<b>4,377,651</b>	<b>69</b>	<b>3,372,916</b>	<b>0</b>	<b>21,661,131</b>	<b>1,243,330</b>	<b>22,904,461</b>	

**SUBPROGRAM #/NAME: 19 Eppley Research Institute**

**UNMC-State General Fund-731 State & University Generated/Unrestricted**

COST OBJECT	Dollar	FACULTY	NON FACULTY		EMPLOYEE BENEFITS	PERSONAL	TOTAL	TOTAL	TOTAL	
		FTE	Dollar	FTE		SERVICE CREDITS	PERSONAL SERVICES	OPERATING EXPENSES		
31-1905-0002	Eppley Administration	33,607	0.42	624,294	11.52	133,738	0	791,639	74,446	866,085
31-1905-0006	Eppley Media and Education	0	0.00	72,619	1.23	17,864	0	90,483	10,000	100,483
31-1905-0012	Eppley Director	0	0.00	288,277	1.78	27,494	0	315,771	24,465	340,236
31-1905-0015	FACULTY ADMIN	355,530	0.00	10,000	0.00	89,920	0	455,450	0	455,450
31-1905-0022	Eppley Faculty Research	1,184,852	8.84	0	0.00	291,474	0	1,476,326	0	1,476,326
31-1905-0032	Eppley Facilities & Maintenance	0	0.00	173,455	2.75	42,670	0	216,125	34,890	251,015
31-1905-0102	Eppley Recruitment	0	0.00	0	0.00	0	0	15,267	15,267	
31-1905-0402	Eppley Seminars	0	0.00	0	0.00	0	0	10,000	10,000	

COST OBJECT LISTING BY SUB PROGRAM  
2019-2020 GENERAL OPERATING BUDGET  
UNIVERSITY OF NEBRASKA MEDICAL CENTER

**SUBPROGRAM #/NAME: 19 Eppley Research Institute**

**UNMC-State General Fund-731 State & University Generated/Unrestricted**

COST OBJECT	Dollar	FACULTY	NON FACULTY		EMPLOYEE BENEFITS	PERSONAL	TOTAL	TOTAL	TOTAL
		FTE	Dollar	FTE		SERVICE CREDITS	PERSONAL SERVICES	OPERATING EXPENSES	
31-1905-0502 Eppley Computing Technologies	0	0.00	115,668	1.50	28,454	0	144,122	14,000	158,122
31-1905-7246 COSTSHARING/ 36-1905-2283-001	27,360	0.21	0	0.00	6,730	0	34,090	0	34,090
31-1905-7253 COSTSHARING/ 36-1905-2301-001	6,840	0.05	0	0.00	1,683	0	8,523	0	8,523
31-1905-7285 COSTSHARING 34-0915-2022-015	9,172	0.05	0	0.00	2,256	0	11,428	0	11,428
31-1905-7288 COSTSHARING 34-1905-2219-027	34,904	0.21	0	0.00	8,587	0	43,491	0	43,491
31-1905-7289 COSTSHARING/ 34-1905-2213-001	36,585	0.37	0	0.00	9,000	0	45,585	0	45,585
31-1905-7290 COSTSHARING/ 36-1905-2214-006	36,996	0.36	0	0.00	9,102	0	46,098	0	46,098
<b>TOTAL</b>	<b>1,725,846</b>	<b>10.50</b>	<b>1,284,313</b>	<b>18.78</b>	<b>668,972</b>	<b>0</b>	<b>3,679,131</b>	<b>183,068</b>	<b>3,862,199</b>

**UNMC-Federal Letter of Credit-736 Federal/Restricted**

COST OBJECT	Dollar	FACULTY	NON FACULTY		EMPLOYEE BENEFITS	PERSONAL	TOTAL	TOTAL	TOTAL
		FTE	Dollar	FTE		SERVICE CREDITS	PERSONAL SERVICES	OPERATING EXPENSES	
34-1901-2118032 Senior Leadership	40,965	0.24	133,380	0.53	29,146	0	203,491	0	203,491
34-1901-2118033 Leaders of Scientific Research Programs	107,060	0.69	0	0.00	17,897	0	124,957	0	124,957
34-1901-2118036 Administration	0	0.00	112,501	1.45	18,808	0	131,309	0	131,309
34-1901-2118037 Flow Cytometry Facility	0	0.00	41,153	0.60	6,880	0	48,033	0	48,033
34-1901-2118038 Advanced Microscopy Core Facility	8,403	0.06	8,725	0.15	2,863	0	19,991	0	19,991
34-1901-2118039 Laboratory Services Shared Resources	6,000	0.05	35,901	0.70	7,005	0	48,906	0	48,906
34-1901-2118040 Molecular Biology Core Facility	37,461	0.37	52,490	1.00	15,037	0	104,988	0	104,988
34-1901-2118042 Structural Biology Facility	16,437	0.11	53,422	0.86	11,678	0	81,537	0	81,537
34-1901-2118043 Histological Support	9,480	0.11	25,142	0.50	5,788	0	40,410	0	40,410
34-1901-2118044 Bioinformatics Facility	19,230	0.11	36,465	0.65	9,311	0	65,006	0	65,006
34-1901-2118045 Biostatistics Facility	26,884	0.15	4,089	0.05	5,178	0	36,151	0	36,151
34-1901-2118046 Clinical Protocol and Data Mgmt Unit	5,765	0.05	70,120	1.09	12,684	0	88,569	0	88,569
34-1901-2118047 Protocol Review and Monitoring System	8,088	0.08	53,884	0.90	10,360	0	72,332	0	72,332
34-1901-2118049 Grant Lymphoma Support	1,896	0.02	0	0.00	317	0	2,213	0	2,213
34-1901-2118050 Tumor Bank Support	9,480	0.21	33,187	0.79	7,133	0	49,800	0	49,800
34-1905-2214006 Translesion Synthesis DNA Polymerases an	0	0.00	24,294	0.75	4,060	0	28,354	0	28,354
34-1905-2216110 SPORE Hollingsworth Project #1	34,388	0.19	0	0.00	5,748	0	40,136	0	40,136
34-1905-2216210 SPORE Batra Project #2	104,754	1.16	7,010	0.10	18,684	0	130,448	0	130,448
34-1905-2216310 SPORE Pankaj Project #4	52,075	0.49	10,776	0.25	10,507	0	73,358	0	73,358
34-1905-2216410 SPORE Administrative Core	38,460	0.16	33,545	0.45	12,036	0	84,041	0	84,041
34-1905-2216510 SPORE Tissue Core Bank - Swanson	15,168	0.25	0	0.00	2,535	0	17,703	0	17,703
34-1905-2216520 SPORE Tissue Core RAP-Hollingsworth	9,140	0.13	7,293	0.10	2,746	0	19,179	0	19,179
34-1905-2216610 SPORE Biostatistics	32,703	0.22	1,003	0.01	5,635	0	39,341	0	39,341
34-1905-2216710 SPORE Career Development	32,146	0.30	9,536	0.20	6,969	0	48,651	0	48,651
34-1905-2216810 SPORE Developmental	10,471	0.05	0	0.00	1,751	0	12,222	0	12,222
34-1905-2216910 SPORE Black Project #3	106,494	1.43	54,702	1.00	26,946	0	188,142	0	188,142
34-1905-2224001 Eppley	39,775	0.23	77,200	1.25	19,554	0	136,529	0	136,529
34-1905-2224101 Alnouti's Portion Development of quinox	30,560	0.41	0	0.00	5,108	0	35,668	0	35,668
34-1905-2228025 Eppley	17,537	0.40	0	0.00	2,933	0	20,470	0	20,470
34-1905-2229001 Eppley	61,164	0.87	0	0.00	10,225	0	71,389	0	71,389
34-1905-2233001 Eppley	91,616	1.09	33,375	0.70	20,895	0	145,886	0	145,886
34-1905-2233101 Targeting the Metabolic Basis of Cachexi	20,742	0.25	61,983	1.30	13,829	0	96,554	0	96,554
34-1905-2234001 Eppley	37,273	0.23	95,358	2.00	22,172	0	154,803	0	154,803
34-1905-2234101 Metabolic Regulation Supplement A Olou	0	0.00	42,911	0.90	7,174	0	50,085	0	50,085
34-1905-2235001 Eppley	48,276	0.48	47,679	1.00	16,041	0	111,996	0	111,996
34-1905-2238102 PCDC - Tissue Resource	25,778	0.40	47,515	1.05	12,251	0	85,544	0	85,544
34-1905-2238202 PCDC - Bio Specimen Project	37,938	0.35	218,859	3.50	42,928	0	299,725	0	299,725
34-1905-2238302 PCDC - Research Project	23,700	0.10	200,710	3.50	37,514	0	261,924	0	261,924

COST OBJECT LISTING BY SUB PROGRAM  
2019-2020 GENERAL OPERATING BUDGET  
UNIVERSITY OF NEBRASKA MEDICAL CENTER

**SUBPROGRAM #/NAME: 19 Eppley Research Institute**

**UNMC-Federal Letter of Credit-736 Federal/Restricted**

COST OBJECT	Dollar	FACULTY	NON FACULTY		EMPLOYEE BENEFITS	PERSONAL SERVICE CREDITS	TOTAL PERSONAL SERVICES	TOTAL OPERATING EXPENSES	TOTAL
		FTE	Dollar	FTE					
34-1905-2241002 Ignite-Engage-Sustain: A comprehensive A	88,232	0.81	86,819	1.70	29,262	0	204,313	0	204,313
34-1905-2242001 Eppley	92,232	1.35	0	0.00	15,417	0	107,649	0	107,649
34-1905-2243001 Eppley	28,739	0.29	11,920	0.25	6,797	0	47,456	0	47,456
34-1905-2244102 Administrative Core	169,955	0.99	32,048	0.50	33,768	0	235,771	0	235,771
34-1905-2244202 High Throughput Screening and Computatio	8,002	0.10	0	0.00	1,337	0	9,339	0	9,339
34-1905-2244402 Target Validation Core 3	21,447	0.21	46,115	0.80	11,295	0	78,857	0	78,857
34-1905-2244502 Spartan Protease Repairs DNA-Protein Cro	43,278	0.50	36,516	1.00	13,340	0	93,134	0	93,134
34-1905-2244602 Hemaopoietic Signaling Pathway Mechanism	45,835	0.50	60,924	1.26	17,847	0	124,606	0	124,606
34-1905-2244702 Role of E3 Ligase, UBR5, in Hematopoieti	44,583	0.50	40,969	0.90	14,303	0	99,855	0	99,855
34-1905-2244802 CTD1 Regulates FANCI and the Response t	49,195	0.50	71,518	1.50	20,179	0	140,892	0	140,892
34-1905-2244902 Developing Targeted Therapeutic Nanosyst	56,805	0.48	0	0.00	17,713	0	74,518	0	74,518
34-1905-2245001 Eppley	147,622	1.51	104,385	2.00	42,127	0	294,134	0	294,134
34-1905-2246001 Eppley	23,025	0.28	40,800	1.00	10,670	0	74,495	0	74,495
34-1905-2247001 Eppley	10,273	0.09	0	0.00	1,717	0	11,990	0	11,990
<b>TOTAL</b>	<b>1,996,530</b>	<b>19.53</b>	<b>2,166,222</b>	<b>38.25</b>	<b>704,098</b>	<b>0</b>	<b>4,866,850</b>	<b>0</b>	<b>4,866,850</b>

**UNMC-Federal Advance-737 Federal/Restricted**

COST OBJECT	Dollar	FACULTY	NON FACULTY		EMPLOYEE BENEFITS	PERSONAL SERVICE CREDITS	TOTAL PERSONAL SERVICES	TOTAL OPERATING EXPENSES	TOTAL
		FTE	Dollar	FTE					
35-1905-2041001 Eppley	20,922	0.15	42,343	0.57	10,576	0	73,841	0	73,841
35-1905-2044001 Eppley	84,173	0.61	21,174	0.50	17,611	0	122,958	0	122,958
<b>TOTAL</b>	<b>105,095</b>	<b>0.76</b>	<b>63,517</b>	<b>1.07</b>	<b>28,187</b>	<b>0</b>	<b>196,799</b>	<b>0</b>	<b>196,799</b>

**UNMC-Trust-Grant/Cont/Loan/End-738 Trust/Restricted**

COST OBJECT	Dollar	FACULTY	NON FACULTY		EMPLOYEE BENEFITS	PERSONAL SERVICE CREDITS	TOTAL PERSONAL SERVICES	TOTAL OPERATING EXPENSES	TOTAL
		FTE	Dollar	FTE					
36-1905-2283001 Eppley	0	0.00	37,556	1.00	6,805	0	44,361	0	44,361
36-1905-2293001 Eppley	889	0.00	47,952	0.97	8,849	0	57,690	0	57,690
36-1905-2294001 Eppley	0	0.00	5,532	0.08	1,003	0	6,535	0	6,535
36-1905-2295888 Eppley	0	0.00	3,695	0.05	669	0	4,364	0	4,364
36-1905-2301001 Eppley	0	0.00	9,536	0.20	1,728	0	11,264	0	11,264
36-1905-2328001 Eppley	2,790	0.02	0	0.00	506	0	3,296	0	3,296
37-1901-2004001 Antidote Development	7,013	0.10	0	0.00	1,270	0	8,283	0	8,283
37-1905-2003001 Eppley Fdn/Carcinogenesis	0	0.00	120,887	0.36	21,902	0	142,789	0	142,789
37-1905-2038001 Eppley	0	0.00	42,911	0.90	7,775	0	50,686	0	50,686
37-1905-2100103 Black	36,903	0.44	0	0.00	6,685	0	43,588	0	43,588
37-1905-2100116 Mehla	0	0.00	38,143	0.80	6,910	0	45,053	0	45,053
37-1905-2100117 Singh	0	0.00	4,768	0.10	864	0	5,632	0	5,632
37-1905-2202001 Eppley	0	0.00	25,750	0.50	4,666	0	30,416	0	30,416
37-1905-2206001 Eppley	0	0.00	8,098	0.25	1,468	0	9,566	0	9,566
37-1905-2207001 Eppley	0	0.00	34,645	0.36	6,277	0	40,922	0	40,922
37-1905-2208001 Eppley	0	0.00	35,759	0.75	6,478	0	42,237	0	42,237
37-1905-2212001 Eppley	0	0.00	42,034	0.80	7,615	0	49,649	0	49,649
37-1905-2215001 Eppley	0	0.00	11,528	0.20	2,089	0	13,617	0	13,617
37-1905-2216001 Eppley	0	0.00	23,840	0.50	4,319	0	28,159	0	28,159
37-1905-2217001 Eppley	0	0.00	35,759	0.75	6,478	0	42,237	0	42,237
37-1905-2217101 Bronich-Development of a New Nanomedicin	11,920	0.25	0	0.00	2,160	0	14,080	0	14,080
37-1905-4003001 Eppley	25,000	0.00	0	0.00	4,529	0	29,529	0	29,529
<b>TOTAL</b>	<b>84,515</b>	<b>0.81</b>	<b>528,393</b>	<b>8.58</b>	<b>111,045</b>	<b>0</b>	<b>723,953</b>	<b>0</b>	<b>723,953</b>

COST OBJECT LISTING BY SUB PROGRAM  
2019-2020 GENERAL OPERATING BUDGET  
UNIVERSITY OF NEBRASKA MEDICAL CENTER

**SUBPROGRAM #/NAME: 19 Eppley Research Institute**

**UNMC-Auxiliary-739 Auxiliaries & Services/Restricted**

COST OBJECT	Dollar	FACULTY	NON FACULTY		EMPLOYEE BENEFITS	PERSONAL SERVICE CREDITS	TOTAL PERSONAL SERVICES	TOTAL OPERATING EXPENSES	TOTAL
		FTE	Dollar	FTE					
33-1953-0550 Crystallography Facility	0	0.00	19,071	0.40	4,370	0	23,441	0	23,441
33-1953-0558 Intvit Phtn Img Core	36,791	0.50	0	0.00	8,431	0	45,222	0	45,222
<b>TOTAL</b>	<b>36,791</b>	<b>0.50</b>	<b>19,071</b>	<b>0.40</b>	<b>12,801</b>	<b>0</b>	<b>68,663</b>	<b>0</b>	<b>68,663</b>
<b>SUB PROGRAM TOTAL</b>	<b>3,948,777</b>	<b>32</b>	<b>4,061,516</b>	<b>67</b>	<b>1,525,103</b>	<b>0</b>	<b>9,535,396</b>	<b>183,068</b>	<b>9,718,464</b>

**SUBPROGRAM #/NAME: 20 College of Pharmacy**

**UNMC-State General Fund-731 State & University Generated/Unrestricted**

COST OBJECT	Dollar	FACULTY	NON FACULTY		EMPLOYEE BENEFITS	PERSONAL SERVICE CREDITS	TOTAL PERSONAL SERVICES	TOTAL OPERATING EXPENSES	TOTAL
		FTE	Dollar	FTE					
31-2001-0004 College of Pharmacy	277,781	2.00	800,227	8.39	217,491	0	1,295,499	21,383	1,316,882
31-2001-0050 COP Special Tuition	559,927	3.90	115,953	1.63	113,421	0	789,301	16,800	806,101
31-2001-0292 Salary Release-Pharmacy Practice	0	0.00	41,570	0.99	0	0	41,570	0	41,570
31-2001-0334 COP Distr Of Indirect Cost	0	0.00	23,346	0.55	5,742	0	29,088	0	29,088
31-2001-0445 COP Startup - Ronshi Li	0	0.00	102,164	1.25	20,264	0	122,428	0	122,428
31-2001-0450 COP Start Up Scarsi	0	0.00	32,895	0.75	0	0	32,895	0	32,895
31-2001-3000 COSTSHARING/ 36-0115-1005-006	0	0.00	3,247	0.05	799	0	4,046	0	4,046
31-2001-5001 Diff Tuition Sup1819	166,950	0.00	0	0.00	0	0	166,950	0	166,950
31-2005-0001 Pharmaceutical Sciences	1,183,200	7.17	98,167	0.40	315,216	0	1,596,583	38,011	1,634,594
31-2005-0020 COP-Aaron Mohs Start Up	0	0.00	42,840	1.00	0	0	42,840	0	42,840
31-2005-0025 Sorin Luca Startup Account	0	0.00	9,700	0.50	0	0	9,700	0	9,700
31-2005-0035 Jared Garrison Startup Account	0	0.00	18,883	0.47	0	0	18,883	0	18,883
31-2005-0045 COP- Oupicky Start Up	3,676	0.18	17,422	1.42	2,347	0	23,445	0	23,445
31-2005-0051 Pharm Sci - Supplemental Comp Plan	0	0.00	724	0.02	0	0	724	0	724
31-2005-0055 COP Mahato Start Up	0	0.00	35,000	1.00	0	0	35,000	0	35,000
31-2005-0061 COP Pharmaceutical Sci-Dev	0	0.00	89,570	2.02	9,375	0	98,945	0	98,945
31-2005-0505 POE-Ctr for Drug Delivery&Nanomedicine	85,053	0.50	20,002	0.50	0	0	105,055	0	105,055
31-2005-0506 POE-DRUG DISCOVERYID	132,975	1.35	0	0.00	11,309	0	144,284	0	144,284
31-2005-3050 COSTSHARING/ 36-2005-2128-001	5,994	0.05	0	0.00	0	0	5,994	0	5,994
31-2005-3051 COSTSHARING/ 36-2005-2129-001	11,675	0.10	0	0.00	0	0	11,675	0	11,675
31-2005-3052 COSTSHARING/ 34-2005-2131-001	1,259	0.01	0	0.00	0	0	1,259	0	1,259
31-2005-3054 COSTSHARING 36-5234-2420-001	5,656	0.04	0	0.00	1,392	0	7,048	0	7,048
31-2007-0004 College of Pharmacy General	0	0.00	100,000	5.00	0	0	100,000	0	100,000
31-2009-0001 Pharmacy Practice	1,249,675	12.55	107,790	0.49	417,618	0	1,775,083	25,869	1,800,952
31-2009-0010 Matthew Kelso Start Up Account	0	0.00	36,332	1.05	0	0	36,332	0	36,332
31-2009-0035 Chris Shaffer-Start Up	0	0.00	16,660	0.34	4,099	0	20,759	0	20,759
31-2009-0050 COP-Anthony Podany Start Up	0	0.00	17,640	0.36	4,340	0	21,980	0	21,980
31-2009-0051 POE-Pharmaceutical Outcomes	115,841	0.83	0	0.00	14,174	0	130,015	0	130,015
31-2009-0081 COP-Murry Start Up	0	0.00	39,000	1.00	0	0	39,000	0	39,000
31-2009-0092 COP-KNOELL START UP	0	0.00	41,514	1.28	9,209	0	50,723	0	50,723
31-2009-3010 COSTSHARING/ 36-2009-2046-001	978	0.01	0	0.00	0	0	978	0	978
31-2009-3012 COSTSHARING/ 36-5313-2057-001	7	0.00	0	0.00	0	0	7	0	7
31-2009-3014 COSTSHARING/ 36-1805-2018-001	6,064	0.05	0	0.00	0	0	6,064	0	6,064
<b>TOTAL</b>	<b>3,806,711</b>	<b>28.74</b>	<b>1,810,646</b>	<b>30.45</b>	<b>1,146,796</b>	<b>0</b>	<b>6,764,153</b>	<b>102,063</b>	<b>6,866,216</b>

**UNMC-Federal Letter of Credit-736 Federal/Restricted**

COST OBJECT	Dollar	FACULTY	NON FACULTY		EMPLOYEE BENEFITS	PERSONAL SERVICE CREDITS	TOTAL PERSONAL SERVICES	TOTAL OPERATING EXPENSES	TOTAL
		FTE	Dollar	FTE					
34-2001-2002001 College of Pharmacy	122,784	1.07	85,703	1.80	34,851	0	243,338	0	243,338



COST OBJECT LISTING BY SUB PROGRAM  
2019-2020 GENERAL OPERATING BUDGET  
UNIVERSITY OF NEBRASKA MEDICAL CENTER

**SUBPROGRAM #/NAME: 20 College of Pharmacy**

**UNMC-Federal Letter of Credit-736 Federal/Restricted**

COST OBJECT	Dollar	FACULTY	NON FACULTY		EMPLOYEE BENEFITS	PERSONAL	TOTAL	TOTAL	TOTAL	
		FTE	Dollar	FTE		SERVICE CREDITS	PERSONAL SERVICES	OPERATING EXPENSES		
34-2001-2002101	Fox Portion	6,257	0.03	38,502	0.65	7,483	0	52,242	0	52,242
34-2005-2064001	College of Pharmacy	1,318	0.24	0	0.00	219	0	1,537	0	1,537
34-2005-2066001	College of Pharmacy	1,773	0.01	0	0.00	296	0	2,069	0	2,069
34-2005-2067001	College of Pharmacy	132,627	1.58	0	0.00	22,171	0	154,798	0	154,798
34-2005-2074009	Core B: NanoART Pharmacokinetics and Vir	54,928	0.67	0	0.00	9,183	0	64,111	0	64,111
34-2005-2076005	College of Pharmacy	84,273	1.19	71,521	1.50	26,044	0	181,838	0	181,838
34-2005-2077001	College of Pharmacy	70,056	0.53	43,509	1.00	18,985	0	132,550	0	132,550
34-2005-2080001	College of Pharmacy	110,938	0.74	86,670	2.00	33,033	0	230,641	0	230,641
34-2005-2081001	College of Pharmacy	35,125	0.24	17,328	0.54	8,769	0	61,222	0	61,222
34-2005-2082001	College of Pharmacy	60,383	0.54	0	0.00	10,094	0	70,477	0	70,477
34-2005-2084001	College of Pharmacy	26,272	0.20	23,840	0.50	8,376	0	58,488	0	58,488
34-2005-2085110	Nebraska Center for Nanomed - Admin Core	57,152	0.50	0	0.00	9,554	0	66,706	0	66,706
34-2005-2085710	Nebraska Center for Nanomed - Core B	2,384	0.05	0	0.00	398	0	2,782	0	2,782
34-2005-2086001	College of Pharmacy	78,686	1.20	0	0.00	13,154	0	91,840	0	91,840
34-2005-2089101	Nebraska Center for Nanomed - Admin Core	65,608	0.37	62,664	1.01	21,443	0	149,715	0	149,715
34-2005-2089201	Nebraska Center for Nanomed - Core One	33,376	0.70	0	0.00	5,579	0	38,955	0	38,955
34-2005-2090001	College of Pharmacy	27,478	0.16	19,072	0.40	7,782	0	54,332	0	54,332
34-2005-2092001	College of Pharmacy	14,182	0.08	19,072	0.40	5,559	0	38,813	0	38,813
34-2005-2093001	College of Pharmacy	26,271	0.20	23,839	0.50	8,376	0	58,486	0	58,486
34-2009-2031001	College of Pharmacy	33,672	0.22	0	0.00	5,629	0	39,301	0	39,301
34-2009-2033001	College of Pharmacy	87,580	0.72	14,700	0.30	17,097	0	119,377	0	119,377
<b>TOTAL</b>	<b>1,133,123</b>	<b>11.20</b>	<b>506,420</b>	<b>10.60</b>	<b>274,075</b>	<b>0</b>	<b>1,913,618</b>	<b>0</b>	<b>1,913,618</b>	

**UNMC-Federal Advance-737 Federal/Restricted**

COST OBJECT	Dollar	FACULTY	NON FACULTY		EMPLOYEE BENEFITS	PERSONAL	TOTAL	TOTAL	TOTAL	
		FTE	Dollar	FTE		SERVICE CREDITS	PERSONAL SERVICES	OPERATING EXPENSES		
35-2005-2021001	College of Pharmacy	13,706	0.08	38,989	1.00	8,810	0	61,505	0	61,505
35-2005-2022001	College of Pharmacy	13,633	0.11	0	0.00	2,280	0	15,913	0	15,913
35-2005-2023013	College of Pharmacy	21,820	0.13	0	0.00	3,647	0	25,467	0	25,467
<b>TOTAL</b>	<b>49,159</b>	<b>0.32</b>	<b>38,989</b>	<b>1.00</b>	<b>14,737</b>	<b>0</b>	<b>102,885</b>	<b>0</b>	<b>102,885</b>	

**UNMC-Trust-Grant/Cont/Loan/End-738 Trust/Restricted**

COST OBJECT	Dollar	FACULTY	NON FACULTY		EMPLOYEE BENEFITS	PERSONAL	TOTAL	TOTAL	TOTAL	
		FTE	Dollar	FTE		SERVICE CREDITS	PERSONAL SERVICES	OPERATING EXPENSES		
36-2001-2013004	Adipose Tissue is a Significant Reservoir	4,757	0.02	15,584	0.30	3,685	0	24,026	0	24,026
36-2001-2015001	College of Pharmacy	19,027	0.06	19,884	0.35	7,050	0	45,961	0	45,961
36-2001-2016001	College of Pharmacy	28,938	0.10	49,220	0.95	14,160	0	92,318	0	92,318
36-2005-2123004	Targeted Core Shell Nanogels for Triple	69,655	1.13	0	0.00	12,619	0	82,274	0	82,274
36-2005-2127004	Targeting the colchicine site in tubulin	4,376	0.02	0	0.00	792	0	5,168	0	5,168
36-2005-2132001	College of Pharmacy	7,101	0.06	0	0.00	1,287	0	8,388	0	8,388
36-2005-2135001	College of Pharmacy	13,737	0.08	0	0.00	2,488	0	16,225	0	16,225
36-2005-2137001	College of Pharmacy	3,162	0.04	0	0.00	573	0	3,735	0	3,735
36-2005-2138004	College of Pharmacy	37,291	0.52	23,840	0.50	11,075	0	72,206	0	72,206
36-2005-2139001	College of Pharmacy	26,271	0.20	0	0.00	4,758	0	31,029	0	31,029
36-2005-2141001	College of Pharmacy	116,112	1.33	97,814	2.00	38,755	0	252,681	0	252,681
36-2005-2142001	College of Pharmacy	24,811	0.27	0	0.00	4,495	0	29,306	0	29,306
36-2005-2144001	College of Pharmacy	23,386	0.18	35,759	0.75	10,715	0	69,860	0	69,860
36-2005-2148001	College of Pharmacy	19,580	0.36	0	0.00	3,548	0	23,128	0	23,128
36-2009-2050013	Chicago Clinical Trials Unit	11,514	0.08	0	0.00	2,087	0	13,601	0	13,601
36-2009-2060001	College of Pharmacy	19,747	0.13	10,155	0.22	5,417	0	35,319	0	35,319

COST OBJECT LISTING BY SUB PROGRAM  
2019-2020 GENERAL OPERATING BUDGET  
UNIVERSITY OF NEBRASKA MEDICAL CENTER

**SUBPROGRAM #/NAME: 20 College of Pharmacy**

**UNMC-Trust-Grant/Cont/Loan/End-738 Trust/Restricted**

COST OBJECT	Dollar	FACULTY	NON FACULTY		EMPLOYEE BENEFITS	PERSONAL SERVICE CREDITS	TOTAL PERSONAL SERVICES	TOTAL OPERATING EXPENSES	TOTAL
		FTE	Dollar	FTE					
36-2009-2061001 College of Pharmacy	6,991	0.05	0	0.00	1,267	0	8,258	0	8,258
36-2009-2062001 College of Pharmacy	7,899	0.05	4,154	0.09	2,184	0	14,237	0	14,237
36-2009-2063001 College of Pharmacy	60,415	0.26	88,641	1.60	27,004	0	176,060	0	176,060
36-2009-2064001 College of Pharmacy	11,986	0.08	0	0.00	2,171	0	14,157	0	14,157
36-2009-2065001 College of Pharmacy	4,000	0.03	0	0.00	725	0	4,725	0	4,725
36-2009-2066001 College of Pharmacy	5,304	0.04	0	0.00	961	0	6,265	0	6,265
<b>TOTAL</b>	<b>526,060</b>	<b>5.07</b>	<b>345,051</b>	<b>6.76</b>	<b>157,816</b>	<b>0</b>	<b>1,028,927</b>	<b>0</b>	<b>1,028,927</b>

**UNMC-Auxiliary-739 Auxiliaries & Services/Restricted**

COST OBJECT	Dollar	FACULTY	NON FACULTY		EMPLOYEE BENEFITS	PERSONAL SERVICE CREDITS	TOTAL PERSONAL SERVICES	TOTAL OPERATING EXPENSES	TOTAL
		FTE	Dollar	FTE					
33-2001-0030 Course Fees	0	0.00	30,827	0.65	7,064	0	37,891	0	37,891
33-2001-0033 Therapeutic Vision II	0	0.00	68,346	1.50	15,663	0	84,009	0	84,009
33-2001-0060 COP Tech Prg Fees	0	0.00	81,181	1.00	18,604	0	99,785	0	99,785
33-2001-0200 COP Student Technology Fee	0	0.00	28,820	0.50	6,604	0	35,424	0	35,424
33-2001-0600 COP_Chinese Program Fee	235,620	2.00	154,322	3.05	89,362	0	479,304	0	479,304
<b>TOTAL</b>	<b>235,620</b>	<b>2.00</b>	<b>363,496</b>	<b>6.70</b>	<b>137,297</b>	<b>0</b>	<b>736,413</b>	<b>0</b>	<b>736,413</b>

**SUB PROGRAM TOTAL**

<b>5,750,673</b>	<b>47</b>	<b>3,064,602</b>	<b>56</b>	<b>1,730,721</b>	<b>0</b>	<b>10,545,996</b>	<b>102,063</b>	<b>10,648,059</b>
------------------	-----------	------------------	-----------	------------------	----------	-------------------	----------------	-------------------

**SUBPROGRAM #/NAME: 22 Other Instruction or Research**

**UNMC-State General Fund-731 State & University Generated/Unrestricted**

COST OBJECT	Dollar	FACULTY	NON FACULTY		EMPLOYEE BENEFITS	PERSONAL SERVICE CREDITS	TOTAL PERSONAL SERVICES	TOTAL OPERATING EXPENSES	TOTAL
		FTE	Dollar	FTE					
31-2211-0004 Chancellor Program Devel	251,111	0.00	295,978	0.00	0	0	547,089	0	547,089
31-2213-0109 Community Partnership Funding	0	0.00	51,827	0.00	0	0	51,827	0	51,827
31-2213-0119 Campus Reallocation	1,087,640	0.00	76,304	0.00	0	0	1,163,944	0	1,163,944
31-2213-0200 Int'l Health & Medical Education	0	0.00	156,312	2.00	49,095	0	205,407	0	205,407
31-2213-0301 ASSOC VC GLOBAL ENG	0	0.00	96,345	0.35	0	0	96,345	0	96,345
31-2213-0500 Faculty Outstanding Performance Stipend	332,020	0.00	0	0.00	0	0	332,020	0	332,020
31-2217-0004 Radiation Safety	0	0.00	145,625	5.50	41,981	0	187,606	-680	186,926
31-2217-0024 Radiation Waste Disposal	0	0.00	0	0.00	0	0	0	16,114	16,114
31-2217-0054 Chemical Safety	0	0.00	175,195	3.50	44,133	0	219,328	3,719	223,047
31-2217-0104 Chem/Rad Spill Response Team	0	0.00	0	0.00	0	0	0	3,960	3,960
31-2217-0400 UNMC Safety	0	0.00	202,684	4.00	57,226	0	259,910	2,440	262,350
31-2217-0500 Dir-Envirn Hlth Safe	0	0.00	116,582	1.00	35,111	0	151,693	0	151,693
31-2299-0405 Academic Support Services	0	0.00	0	0.00	0	0	0	140,324	140,324
<b>TOTAL</b>	<b>1,670,771</b>	<b>0.00</b>	<b>1,316,852</b>	<b>16.35</b>	<b>227,546</b>	<b>0</b>	<b>3,215,169</b>	<b>165,877</b>	<b>3,381,046</b>

**UNMC-State General Fund-731 Cash & Student Contracts/Designated**

COST OBJECT	Dollar	FACULTY	NON FACULTY		EMPLOYEE BENEFITS	PERSONAL SERVICE CREDITS	TOTAL PERSONAL SERVICES	TOTAL OPERATING EXPENSES	TOTAL
		FTE	Dollar	FTE					
31-2215-0014 Unbudgeted O/H Income	0	0.00	0	0.00	0	0	0	26,275,000	26,275,000
<b>TOTAL</b>	<b>0</b>	<b>0.00</b>	<b>0</b>	<b>0.00</b>	<b>0</b>	<b>0</b>	<b>0</b>	<b>26,275,000</b>	<b>26,275,000</b>

**UNMC-Auxiliary-739 Auxiliaries & Services/Restricted**

COST OBJECT	Dollar	FACULTY	NON FACULTY		EMPLOYEE BENEFITS	PERSONAL SERVICE CREDITS	TOTAL PERSONAL SERVICES	TOTAL OPERATING EXPENSES	TOTAL
		FTE	Dollar	FTE					

COST OBJECT LISTING BY SUB PROGRAM  
2019-2020 GENERAL OPERATING BUDGET  
UNIVERSITY OF NEBRASKA MEDICAL CENTER

**SUBPROGRAM #/NAME: 22 Other Instruction or Research**

**UNMC-Auxiliary-739 Auxiliaries & Services/Restricted**

COST OBJECT	Dollar	FACULTY	NON FACULTY		EMPLOYEE BENEFITS	PERSONAL SERVICE CREDITS	TOTAL PERSONAL SERVICES	TOTAL OPERATING EXPENSES	TOTAL
		FTE	Dollar	FTE					
33-2217-0526 Radiation Safety VA	0	0.00	92,983	1.00	21,308	0	114,291	0	114,291
<b>TOTAL</b>	<b>0</b>	<b>0.00</b>	<b>92,983</b>	<b>1.00</b>	<b>21,308</b>	<b>0</b>	<b>114,291</b>	<b>0</b>	<b>114,291</b>
<b>SUB PROGRAM TOTAL</b>	<b>1,670,771</b>	<b>0</b>	<b>1,409,835</b>	<b>17</b>	<b>248,854</b>	<b>0</b>	<b>3,329,460</b>	<b>26,440,877</b>	<b>29,770,337</b>

**SUBPROGRAM #/NAME: 23 Student Aid**

**UNMC-State General Fund-731 State & University Generated/Unrestricted**

COST OBJECT	Dollar	FACULTY	NON FACULTY		EMPLOYEE BENEFITS	PERSONAL SERVICE CREDITS	TOTAL PERSONAL SERVICES	TOTAL OPERATING EXPENSES	TOTAL
		FTE	Dollar	FTE					
31-2313-0007 Collegebound Nebraska	0	0.00	0	0.00	0	0	0	230,550	230,550
<b>TOTAL</b>	<b>0</b>	<b>0.00</b>	<b>0</b>	<b>0.00</b>	<b>0</b>	<b>0</b>	<b>0</b>	<b>230,550</b>	<b>230,550</b>
<b>SUB PROGRAM TOTAL</b>	<b>0</b>	<b>0</b>	<b>0</b>	<b>0</b>	<b>0</b>	<b>0</b>	<b>0</b>	<b>230,550</b>	<b>230,550</b>

**SUBPROGRAM #/NAME: 24 International Programs**

**UNMC-Auxiliary-739 Auxiliaries & Services/Restricted**

COST OBJECT	Dollar	FACULTY	NON FACULTY		EMPLOYEE BENEFITS	PERSONAL SERVICE CREDITS	TOTAL PERSONAL SERVICES	TOTAL OPERATING EXPENSES	TOTAL
		FTE	Dollar	FTE					
33-2405-0010 VISA Processing Fees	0	0.00	248,971	4.00	57,039	0	306,010	16,000	322,010
<b>TOTAL</b>	<b>0</b>	<b>0.00</b>	<b>248,971</b>	<b>4.00</b>	<b>57,039</b>	<b>0</b>	<b>306,010</b>	<b>16,000</b>	<b>322,010</b>
<b>SUB PROGRAM TOTAL</b>	<b>0</b>	<b>0</b>	<b>248,971</b>	<b>4</b>	<b>57,039</b>	<b>0</b>	<b>306,010</b>	<b>16,000</b>	<b>322,010</b>

**SUBPROGRAM #/NAME: 25 Instruction Budget Adjustments**

**UNMC-State General Fund-731 State & University Generated/Unrestricted**

COST OBJECT	Dollar	FACULTY	NON FACULTY		EMPLOYEE BENEFITS	PERSONAL SERVICE CREDITS	TOTAL PERSONAL SERVICES	TOTAL OPERATING EXPENSES	TOTAL
		FTE	Dollar	FTE					
31-2599-0218 Academic Project Support	1,802,517	7.50	538,515	0.00	7,150,590	0	9,491,622	287,449	9,779,071
31-2599-0220 Faculty Diversity Funding	1,739,849	0.00	0	0.00	0	0	1,739,849	0	1,739,849
31-2599-0240 Mandatory Remissions	0	0.00	0	0.00	0	0	0	13,253	13,253
31-2599-1000 FY Temp Budget Reduction	0	0.00	0	0.00	0	0	0	-300,000	-300,000
31-2599-3000 Info System Reallocation	722,465	0.00	222,754	0.00	0	0	945,219	141,379	1,086,598
31-2599-4000 Enrollment Management	3,057,416	1.00	0	0.00	0	0	3,057,416	104,822	3,162,238
31-2599-5000 UNMC Special Budget Reduction	16,048	0.00	66,598	0.00	183,799	0	266,445	194,183	460,628
31-2599-6000 Faculty Tenure/Promo	454,341	0.00	50,971	0.00	0	0	505,312	0	505,312
<b>TOTAL</b>	<b>7,792,636</b>	<b>8.50</b>	<b>878,838</b>	<b>0.00</b>	<b>7,334,389</b>	<b>0</b>	<b>16,005,863</b>	<b>441,086</b>	<b>16,446,949</b>
<b>SUB PROGRAM TOTAL</b>	<b>7,792,636</b>	<b>9</b>	<b>878,838</b>	<b>0</b>	<b>7,334,389</b>	<b>0</b>	<b>16,005,863</b>	<b>441,086</b>	<b>16,446,949</b>

**SUBPROGRAM #/NAME: 26 Continuing Studies and Public Services**

**UNMC-State General Fund-731 Revolving/Designated**

COST OBJECT	Dollar	FACULTY	NON FACULTY		EMPLOYEE BENEFITS	PERSONAL SERVICE CREDITS	TOTAL PERSONAL SERVICES	TOTAL OPERATING EXPENSES	TOTAL
		FTE	Dollar	FTE					
32-2601-0001 General Operating	0	0.00	42,852	1.00	12,520	0	55,372	0	55,372
32-2602-0101 General Operating - Medicine	0	0.00	0	0.00	0	0	0	680,000	680,000

COST OBJECT LISTING BY SUB PROGRAM  
2019-2020 GENERAL OPERATING BUDGET  
UNIVERSITY OF NEBRASKA MEDICAL CENTER

**SUBPROGRAM #/NAME: 26 Continuing Studies and Public Services**

**UNMC-State General Fund-731 Revolving/Designated**

COST OBJECT	Dollar	FACULTY	NON FACULTY		EMPLOYEE BENEFITS	PERSONAL SERVICE CREDITS	TOTAL PERSONAL SERVICES	TOTAL OPERATING EXPENSES	TOTAL
		FTE	Dollar	FTE					
32-2602-0401 Cont Ed Mediated Instruction	0	0.00	0	0.00	0	0	0	9,600	9,600
32-2602-0601 Cont Ed NHS	0	0.00	0	0.00	0	0	0	40,000	40,000
32-2602-0701 Cont Ed Rounds	0	0.00	0	0.00	0	0	0	28,000	28,000
32-2602-0801 Cont Ed Outreach	0	0.00	0	0.00	0	0	0	50,000	50,000
32-2603-0301 Emergency Medical Services-General	0	0.00	0	0.00	0	0	0	48,000	48,000
32-2604-0201 Pharmacy/Dentistry/Allied Health-General	0	0.00	0	0.00	0	0	0	42,900	42,900
32-2605-0101 Continuing Education - Personnel	0	0.00	867,384	15.61	206,817	0	1,074,201	124,070	1,198,271
32-2693-1300 College of Nursing	50,182	0.49	275,502	4.58	95,049	0	420,733	0	420,733
32-2693-1301 Cont Ed - Nursing Misc	0	0.00	66,332	1.00	19,380	0	85,712	0	85,712
32-2693-1303 Every Woman Matters Conference	0	0.00	38,955	0.63	11,381	0	50,336	0	50,336
32-2693-1304 Pharmacology Conference for Nurse Pract	0	0.00	29,015	0.50	8,477	0	37,492	0	37,492
32-2699-0218 Permanent Budget Adj	0	0.00	0	0.00	0	0	0	2,253,584	2,253,584
<b>TOTAL</b>	<b>50,182</b>	<b>0.49</b>	<b>1,320,040</b>	<b>23.31</b>	<b>353,624</b>	<b>0</b>	<b>1,723,846</b>	<b>3,276,154</b>	<b>5,000,000</b>
<b>SUB PROGRAM TOTAL</b>	<b>50,182</b>	<b>0</b>	<b>1,320,040</b>	<b>23</b>	<b>353,624</b>	<b>0</b>	<b>1,723,846</b>	<b>3,276,154</b>	<b>5,000,000</b>

**SUBPROGRAM #/NAME: 29 Academic Computing Support**

**UNMC-State General Fund-731 State & University Generated/Unrestricted**

COST OBJECT	Dollar	FACULTY	NON FACULTY		EMPLOYEE BENEFITS	PERSONAL SERVICE CREDITS	TOTAL PERSONAL SERVICES	TOTAL OPERATING EXPENSES	TOTAL
		FTE	Dollar	FTE					
31-2908-0100 IT DEVOPS-ACAD	0	0.00	1,227,612	15.29	262,928	0	1,490,540	0	1,490,540
31-2908-0906 IT ACAD TECHNOLOGY	0	0.00	0	0.00	0	0	0	188,338	188,338
31-2908-0946 IT CLASSRM ENHANC	0	0.00	0	0.00	0	0	0	23,298	23,298
31-2908-0966 IT Class Sorrell	0	0.00	0	0.00	0	0	0	394,376	394,376
31-2910-0004 Vice Chancellor for Academic ITS	43,216	1.00	75,735	0.00	0	0	118,951	0	118,951
<b>TOTAL</b>	<b>43,216</b>	<b>1.00</b>	<b>1,303,347</b>	<b>15.29</b>	<b>262,928</b>	<b>0</b>	<b>1,609,491</b>	<b>606,012</b>	<b>2,215,503</b>

**UNMC-Auxiliary-739 Auxiliaries & Services/Restricted**

COST OBJECT	Dollar	FACULTY	NON FACULTY		EMPLOYEE BENEFITS	PERSONAL SERVICE CREDITS	TOTAL PERSONAL SERVICES	TOTAL OPERATING EXPENSES	TOTAL
		FTE	Dollar	FTE					
33-2908-0006 IT SLA CLEARINGHOUSE	0	0.00	1,188,287	16.43	272,316	0	1,460,603	0	1,460,603
33-2908-0112 IT DEVOPS-MOBILE	0	0.00	168,122	2.00	18,279	0	186,401	0	186,401
33-2908-0256 IT DATA CTR-UNMC	0	0.00	0	0.00	0	0	0	244,700	244,700
33-2908-0258 IT NETWORK UNMC	0	0.00	0	0.00	0	0	0	372,515	372,515
33-2908-0260 IT SERVERS-UNMC	0	0.00	0	0.00	0	0	0	180,000	180,000
33-2908-0316 IT VIDEO-SLAS	0	0.00	0	0.00	0	0	0	158,000	158,000
33-2908-0326 IT VIDEO-BUFFETT SUPP	0	0.00	44,479	0.88	10,192	0	54,671	0	54,671
33-2908-0336 IT VIDEO-CLASS TECHS	0	0.00	174,442	3.44	39,976	0	214,418	0	214,418
33-2908-0582 IT INFO SEC-NM SLA	0	0.00	0	0.00	0	0	0	969,200	969,200
33-2908-0584 IT INFO SEC-VC COMM	0	0.00	137,334	1.50	31,472	0	168,806	0	168,806
33-2908-0715 IT INSTRUCT TECH-SLA	0	0.00	0	0.00	0	0	0	30,000	30,000
33-2908-0800 IT WSG-SLA	0	0.00	0	0.00	0	0	0	31,000	31,000
33-2909-0006 Telecom Line Rate Rev/Exp	0	0.00	0	0.00	0	0	0	3,160,900	3,160,900
<b>TOTAL</b>	<b>0</b>	<b>0.00</b>	<b>1,712,664</b>	<b>24.25</b>	<b>372,235</b>	<b>0</b>	<b>2,084,899</b>	<b>5,146,315</b>	<b>7,231,214</b>
<b>SUB PROGRAM TOTAL</b>	<b>43,216</b>	<b>1</b>	<b>3,016,011</b>	<b>40</b>	<b>635,163</b>	<b>0</b>	<b>3,694,390</b>	<b>5,752,327</b>	<b>9,446,717</b>

**SUBPROGRAM #/NAME: 30 Rural Health Education Network**

COST OBJECT LISTING BY SUB PROGRAM  
2019-2020 GENERAL OPERATING BUDGET  
UNIVERSITY OF NEBRASKA MEDICAL CENTER

**SUBPROGRAM #/NAME: 30 Rural Health Education Network**

**UNMC-State General Fund-731 State & University Generated/Unrestricted**

COST OBJECT	Dollar	FACULTY	NON FACULTY		EMPLOYEE BENEFITS	PERSONAL SERVICE CREDITS	TOTAL PERSONAL SERVICES	TOTAL OPERATING EXPENSES	TOTAL
		FTE	Dollar	FTE					
31-3015-0051 RHEL Distance Center	0	0.00	45,491	0.98	0	0	45,491	0	45,491
<b>TOTAL</b>	<b>0</b>	<b>0.00</b>	<b>45,491</b>	<b>0.98</b>	<b>0</b>	<b>0</b>	<b>45,491</b>	<b>0</b>	<b>45,491</b>
<b>SUB PROGRAM TOTAL</b>	<b>0</b>	<b>0</b>	<b>45,491</b>	<b>1</b>	<b>0</b>	<b>0</b>	<b>45,491</b>	<b>0</b>	<b>45,491</b>

**SUBPROGRAM #/NAME: 32 Research Initiative**

31-3205-0102 Structural Biology Core Lab	0	0.26	0	0.05	0	0	0	0	0
31-3205-0162 Nuclear Magnetic Resonance Core	0	0.00	0	0.69	0	0	0	0	0
31-3205-0182 Cell Analysis Core Facility	0	0.00	0	1.44	0	0	0	0	0
31-3205-0332 Transgenic Mouse Facility - Salbaum	0	0.00	0	0.90	0	0	0	0	0
31-3205-0655 Bioimaging Facility-Boska	0	0.61	0	0.67	0	0	0	0	0
31-3205-0780 Mass Spectrometry	0	0.00	0	1.27	0	0	0	0	0
31-3205-0790 Nanoimaging Core Facility for Molecular	0	0.00	0	0.39	0	0	0	0	0
31-3205-0840 Electron Microscopy - Todd	0	0.00	0	0.75	0	0	0	0	0
31-3205-0842 Upgrade Illumina GA11x Next Gen-Eudy	0	0.13	0	2.44	0	0	0	0	0
31-3205-0844 Bioinformatics Core	0	0.50	0	0.07	0	0	0	0	0
31-3205-0854 Nebraska Biobank	0	0.00	0	0.65	0	0	0	0	0
31-3205-0945 NRI funding and expenses for Oleynikor N	0	0.00	0	0.66	0	0	0	0	0
31-3205-0956 NRI Knoell 18-19	0	0.00	0	0.32	0	0	0	0	0
31-3205-0966 NRI Kaihong Seed Grt	0	0.80	0	0.00	0	0	0	0	0
31-3205-0967 NRI Peng Seed Grant	0	0.00	0	0.65	0	0	0	0	0
31-3205-0968 NRI DEEGAN GRANT AWD	0	0.00	0	0.27	0	0	0	0	0
31-3205-0972 NRI GHATE SEED GRANT	0	0.00	0	0.14	0	0	0	0	0
31-3205-0973 NRI OLEYNIKOV SEED	0	0.00	0	0.31	0	0	0	0	0
31-3205-0974 NRI HUH SEED GRANT	0	0.00	0	0.08	0	0	0	0	0
31-3205-0975 NRI KIM SEED GRANT	0	0.00	0	0.48	0	0	0	0	0
31-3205-0982 NRI OSNA SEED GRANT	0	0.00	0	0.25	0	0	0	0	0
31-3205-0985 NRI VANHOOK SEED GRT	0	0.22	0	0.00	0	0	0	0	0
31-3205-0989 NRI MEZA SEED GRANT	0	0.00	0	0.07	0	0	0	0	0
31-3205-5019 NRI GARRISON POC AWD	0	2.00	0	0.00	0	0	0	0	0

**SUBPROGRAM #/NAME: 33 Physical Plant Administration**

**UNMC-State General Fund-731 State & University Generated/Unrestricted**

COST OBJECT	Dollar	FACULTY	NON FACULTY		EMPLOYEE BENEFITS	PERSONAL SERVICE CREDITS	TOTAL PERSONAL SERVICES	TOTAL OPERATING EXPENSES	TOTAL
		FTE	Dollar	FTE					
31-3305-0004 Physical Plant Admin	0	0.00	480,048	9.36	60,657	0	540,705	0	540,705
31-3305-0014 Architectural / Engineering	0	0.00	62,888	1.31	0	0	62,888	0	62,888
31-3307-0006 Deferred Maintenance	0	0.00	0	0.00	0	0	0	213,403	213,403
31-3309-0006 Building Repairs & Maintenance	0	0.00	1,791,031	40.00	627,244	0	2,418,275	341,646	2,759,921
31-3309-0016 Physical Plant	0	0.00	0	0.00	0	0	0	114,431	114,431
31-3309-0036 Fume Hood Maint & Repair	0	0.00	82,949	1.00	20,406	0	103,355	0	103,355
31-3311-0006 Grounds	0	0.00	404,861	12.50	124,313	0	529,174	31,326	560,500
31-3313-0006 Security	0	0.00	637,034	80.67	110,910	0	747,944	68,967	816,911
31-3313-0016 Security Dispatch	0	0.00	0	11.00	0	0	0	0	0
31-3331-0001 Purchased Utilities	0	0.00	0	0.00	0	0	0	12,993,833	12,993,833
31-3331-0006 Steam Generation	0	0.00	0	0.00	0	0	0	76,289	76,289
31-3331-0016 A/C-Supplies/Repair/Steam	0	0.00	1,516,603	22.17	371,550	0	1,888,153	0	1,888,153
31-3331-0116 Chilled Water	0	0.00	42,527	0.17	10,462	0	52,989	0	52,989
31-3331-0126 Electrical R & M	0	0.00	10,006	0.04	0	0	10,006	0	10,006
31-3333-0006 Communications Center	0	0.00	186,459	0.00	53,140	0	239,599	0	239,599

COST OBJECT LISTING BY SUB PROGRAM  
2019-2020 GENERAL OPERATING BUDGET  
UNIVERSITY OF NEBRASKA MEDICAL CENTER

**SUBPROGRAM #/NAME: 33 Physical Plant Administration**

**UNMC-State General Fund-731 State & University Generated/Unrestricted**

COST OBJECT	Dollar	FACULTY	NON FACULTY		EMPLOYEE BENEFITS	PERSONAL SERVICE CREDITS	TOTAL PERSONAL SERVICES	TOTAL OPERATING EXPENSES	TOTAL
		FTE	Dollar	FTE					
31-3399-0089 Prior Year Utility Balance	0	0.00	0	0.00	0	0	0	50,138	50,138
<b>TOTAL</b>	<b>0</b>	<b>0.00</b>	<b>5,214,406</b>	<b>178.21</b>	<b>1,378,682</b>	<b>0</b>	<b>6,593,088</b>	<b>13,890,033</b>	<b>20,483,121</b>

**UNMC-Auxiliary-739 Auxiliaries & Services/Restricted**

COST OBJECT	Dollar	FACULTY	NON FACULTY		EMPLOYEE BENEFITS	PERSONAL SERVICE CREDITS	TOTAL PERSONAL SERVICES	TOTAL OPERATING EXPENSES	TOTAL
		FTE	Dollar	FTE					
33-3305-0005 Research Area Repairs	0	0.00	0	0.00	0	0	0	17,969	17,969
33-3331-0256 OPPD Schedule Savings-Revolving	0	0.00	374,728	3.88	85,876	0	460,604	280,669	741,273
33-3331-0396 State Energy Project	0	0.00	0	0.00	0	0	0	245,000	245,000
33-3351-0206 Maint Dept-Contractors	0	0.00	0	0.00	0	0	0	46,277	46,277
33-3351-0706 Job Pool- Grounds	0	0.00	352,618	8.00	80,809	0	433,427	303,401	736,828
33-3351-0746 Job Pool- Maintenance	0	0.00	222,473	4.00	50,983	0	273,456	298,262	571,718
33-3351-0806 Job Pool- Electricians	0	0.00	270,327	4.00	61,950	0	332,277	396,441	728,718
33-3351-0826 Job Pool- Carpenters	0	0.00	0	0.00	0	0	0	128,459	128,459
33-3351-0846 Job Pool-Control & Refrig	0	0.00	544,348	8.00	124,746	0	669,094	269,537	938,631
33-3351-0886 Job Pool- Design	0	0.00	2,016,428	21.00	435,635	0	2,452,063	369,271	2,821,334
33-3351-0906 Job Pool- Preventive Main	0	0.00	0	0.00	0	0	0	296,210	296,210
33-3351-0916 Refrigeration Shop	0	0.00	657,101	11.00	150,586	0	807,687	422,025	1,229,712
33-3351-0926 FMP Building Engineers	0	0.00	660,245	12.00	151,306	0	811,551	352,603	1,164,154
33-3353-5027 Cancer Center Prep Expenses	0	0.00	0	0.00	0	0	0	293,642	293,642
<b>TOTAL</b>	<b>0</b>	<b>0.00</b>	<b>5,098,268</b>	<b>71.88</b>	<b>1,141,891</b>	<b>0</b>	<b>6,240,159</b>	<b>3,719,766</b>	<b>9,959,925</b>
<b>SUB PROGRAM TOTAL</b>	<b>0</b>	<b>0</b>	<b>10,312,674</b>	<b>250</b>	<b>2,520,573</b>	<b>0</b>	<b>12,833,247</b>	<b>17,609,799</b>	<b>30,443,046</b>

**SUBPROGRAM #/NAME: 38 Other Plant Operations & Maintenance**

**UNMC-State General Fund-731 State & University Generated/Unrestricted**

COST OBJECT	Dollar	FACULTY	NON FACULTY		EMPLOYEE BENEFITS	PERSONAL SERVICE CREDITS	TOTAL PERSONAL SERVICES	TOTAL OPERATING EXPENSES	TOTAL
		FTE	Dollar	FTE					
31-3805-0808 Custodial Salaries	0	0.00	3,125,141	99.00	890,666	0	4,015,807	0	4,015,807
<b>TOTAL</b>	<b>0</b>	<b>0.00</b>	<b>3,125,141</b>	<b>99.00</b>	<b>890,666</b>	<b>0</b>	<b>4,015,807</b>	<b>0</b>	<b>4,015,807</b>
<b>SUB PROGRAM TOTAL</b>	<b>0</b>	<b>0</b>	<b>3,125,141</b>	<b>99</b>	<b>890,666</b>	<b>0</b>	<b>4,015,807</b>	<b>0</b>	<b>4,015,807</b>

**SUBPROGRAM #/NAME: 41 Executive Administration**

**UNMC-State General Fund-731 State & University Generated/Unrestricted**

COST OBJECT	Dollar	FACULTY	NON FACULTY		EMPLOYEE BENEFITS	PERSONAL SERVICE CREDITS	TOTAL PERSONAL SERVICES	TOTAL OPERATING EXPENSES	TOTAL
		FTE	Dollar	FTE					
31-4101-0004 Chancellor	0	0.00	1,085,796	5.00	261,132	0	1,346,928	173,503	1,520,431
31-4101-0024 Vice Chancellor for External Affairs	0	0.00	398,961	3.00	97,994	0	496,955	3,338	500,293
31-4101-0064 Strategic Planning	0	0.00	0	0.25	0	0	0	0	0
31-4103-0024 Vice Chancellor-Faculty Governance	0	0.00	0	0.00	0	0	0	6,476	6,476
<b>TOTAL</b>	<b>0</b>	<b>0.00</b>	<b>1,484,757</b>	<b>8.25</b>	<b>359,126</b>	<b>0</b>	<b>1,843,883</b>	<b>183,317</b>	<b>2,027,200</b>

**UNMC-Trust-Grant/Cont/Loan/End-738 Trust/Restricted**

COST OBJECT	Dollar	FACULTY	NON FACULTY		EMPLOYEE BENEFITS	PERSONAL SERVICE CREDITS	TOTAL PERSONAL SERVICES	TOTAL OPERATING EXPENSES	TOTAL
		FTE	Dollar	FTE					
37-4101-2010001 Chancellor	0	0.00	48,273	0.20	8,745	0	57,018	0	57,018

COST OBJECT LISTING BY SUB PROGRAM  
2019-2020 GENERAL OPERATING BUDGET  
UNIVERSITY OF NEBRASKA MEDICAL CENTER

**SUBPROGRAM #/NAME: 41 Executive Administration**

**UNMC-Trust-Grant/Cont/Loan/End-738 Trust/Restricted**

COST OBJECT	Dollar	FACULTY	NON FACULTY		EMPLOYEE BENEFITS	PERSONAL SERVICE CREDITS	TOTAL PERSONAL SERVICES	TOTAL OPERATING EXPENSES	TOTAL
		FTE	Dollar	FTE					
37-4101-6002001 Nonstate Salary Support	0	0.00	4,863	0.01	881	0	5,744	0	5,744
<b>TOTAL</b>	<b>0</b>	<b>0.00</b>	<b>53,136</b>	<b>0.21</b>	<b>9,626</b>	<b>0</b>	<b>62,762</b>	<b>0</b>	<b>62,762</b>
<b>SUB PROGRAM TOTAL</b>	<b>0</b>	<b>0</b>	<b>1,537,893</b>	<b>8</b>	<b>368,752</b>	<b>0</b>	<b>1,906,645</b>	<b>183,317</b>	<b>2,089,962</b>

**SUBPROGRAM #/NAME: 42 Student Services**

**UNMC-State General Fund-731 State & University Generated/Unrestricted**

COST OBJECT	Dollar	FACULTY	NON FACULTY		EMPLOYEE BENEFITS	PERSONAL SERVICE CREDITS	TOTAL PERSONAL SERVICES	TOTAL OPERATING EXPENSES	TOTAL
		FTE	Dollar	FTE					
31-4203-0100 Director of Student Affairs	0	0.00	641,052	11.63	138,623	0	779,675	0	779,675
31-4203-3005 COSTSHARING/ 36-0115-1005-006	0	0.00	5,651	0.05	1,390	0	7,041	0	7,041
31-4209-0014 Director of Student Services	0	0.00	0	0.00	0	0	0	26,789	26,789
31-4213-0004 Student Counseling Center	0	0.00	235,828	2.76	54,233	0	290,061	3,677	293,738
31-4213-3009 COSTSHARING/ 36-0115-1005-006	0	0.00	6,836	0.05	1,682	0	8,518	0	8,518
31-4217-0006 Student Health	0	0.00	0	0.00	0	0	0	29,849	29,849
31-4219-0004 Special Programs	0	0.00	0	0.00	0	0	0	7,626	7,626
31-4219-0040 SIS Implementation	0	0.00	0	4.47	0	0	0	0	0
31-4221-0004 Minority Student Affairs / Dean Flechs	0	0.00	2,000	0.06	0	0	2,000	29,287	31,287
31-4223-0004 Commencement	0	0.00	0	0.00	0	0	0	16,226	16,226
31-4225-0004 Student Loan Accounting	0	0.00	0	0.00	0	0	0	23,644	23,644
<b>TOTAL</b>	<b>0</b>	<b>0.00</b>	<b>891,367</b>	<b>19.02</b>	<b>195,928</b>	<b>0</b>	<b>1,087,295</b>	<b>137,098</b>	<b>1,224,393</b>

**UNMC-Federal Letter of Credit-736 Federal/Restricted**

COST OBJECT	Dollar	FACULTY	NON FACULTY		EMPLOYEE BENEFITS	PERSONAL SERVICE CREDITS	TOTAL PERSONAL SERVICES	TOTAL OPERATING EXPENSES	TOTAL
		FTE	Dollar	FTE					
34-4215-5014024 Pell Grant Program	0	0.00	0	0.00	0	0	0	550,000	550,000
<b>TOTAL</b>	<b>0</b>	<b>0.00</b>	<b>0</b>	<b>0.00</b>	<b>0</b>	<b>0</b>	<b>0</b>	<b>550,000</b>	<b>550,000</b>

**UNMC-Auxiliary-739 Auxiliaries & Services/Restricted**

COST OBJECT	Dollar	FACULTY	NON FACULTY		EMPLOYEE BENEFITS	PERSONAL SERVICE CREDITS	TOTAL PERSONAL SERVICES	TOTAL OPERATING EXPENSES	TOTAL
		FTE	Dollar	FTE					
33-4252-0046 Student Health	22,750	0.12	187,069	4.47	48,083	0	257,902	556,625	814,527
<b>TOTAL</b>	<b>22,750</b>	<b>0.12</b>	<b>187,069</b>	<b>4.47</b>	<b>48,083</b>	<b>0</b>	<b>257,902</b>	<b>556,625</b>	<b>814,527</b>
<b>SUB PROGRAM TOTAL</b>	<b>22,750</b>	<b>0</b>	<b>1,078,436</b>	<b>23</b>	<b>244,011</b>	<b>0</b>	<b>1,345,197</b>	<b>1,243,723</b>	<b>2,588,920</b>

**SUBPROGRAM #/NAME: 43 Business and Finance**

**UNMC-State General Fund-731 State & University Generated/Unrestricted**

COST OBJECT	Dollar	FACULTY	NON FACULTY		EMPLOYEE BENEFITS	PERSONAL SERVICE CREDITS	TOTAL PERSONAL SERVICES	TOTAL OPERATING EXPENSES	TOTAL
		FTE	Dollar	FTE					
31-4301-0014 Vice Chancellor Bus / Fin	0	0.00	351,143	3.00	63,319	0	414,462	9,110	423,572
31-4301-0044 Asst Vice Chancellor Bus/Fin	0	0.19	316,637	3.61	79,519	0	396,156	47,653	443,809
31-4301-0054 Preparedness	0	0.00	99,633	2.00	48,348	0	147,981	0	147,981
31-4301-0064 Recycling	0	0.00	66,681	1.50	19,004	0	85,685	0	85,685
31-4301-0074 NSRI-UNMC OPERATIONS	0	0.07	0	2.00	0	0	0	0	0
31-4301-0084 NABID	0	0.00	815,025	9.69	217,004	0	1,032,029	50,000	1,082,029
31-4305-0004 Accounting and Business Systems Developm	0	0.00	207,910	1.84	51,145	0	259,055	10,632	269,687

COST OBJECT LISTING BY SUB PROGRAM  
2019-2020 GENERAL OPERATING BUDGET  
UNIVERSITY OF NEBRASKA MEDICAL CENTER

**SUBPROGRAM #/NAME: 43 Business and Finance**

**UNMC-State General Fund-731 State & University Generated/Unrestricted**

COST OBJECT	Dollar	FACULTY	NON FACULTY		EMPLOYEE BENEFITS	PERSONAL SERVICE CREDITS	TOTAL PERSONAL SERVICES	TOTAL OPERATING EXPENSES	TOTAL	
		FTE	Dollar	FTE						
31-4305-0006	Student Finc Service	0	0.00	142,206	2.00	34,982	0	177,188	0	177,188
31-4307-0004	General Accounting Office (GAO)	0	0.00	411,820	4.80	87,784	0	499,604	16,111	515,715
31-4307-0014	Payroll	0	0.00	147,439	3.00	36,270	0	183,709	5,300	189,009
31-4307-0024	Accounting Payable	0	0.00	251,143	5.50	33,956	0	285,099	16,683	301,782
31-4307-0034	Cashiering	0	0.00	28,453	0.69	6,999	0	35,452	10,902	46,354
31-4313-0004	Budget Office	0	0.00	558,191	7.00	86,263	0	644,454	12,508	656,962
31-4313-0014	Federal R&A Recovery	0	0.00	57,025	2.54	34,100	0	91,125	6,583	97,708
31-4313-0024	Finance Controls & Compliance	0	0.00	74,603	2.05	14,841	0	89,444	0	89,444
31-4313-0050	Infrastructure Support	0	0.00	1,430,390	0.00	0	0	1,430,390	378,157	1,808,547
31-4317-0004	Mail Service	0	0.00	225,459	12.00	21,332	0	246,791	77,172	323,963
31-4323-0005	Executive Director-HR-Special Projects	0	0.00	45,900	1.00	11,292	0	57,192	0	57,192
31-4323-0094	Staff Diversity Specialist	0	0.00	0	1.92	0	0	0	0	0
31-4323-0204	Employee Relations	0	0.00	328,266	6.05	70,865	0	399,131	6,909	406,040
31-4323-0214	Employee Reward&Recog	0	0.00	0	0.00	0	0	0	116,800	116,800
31-4323-0224	Human Resources Information	0	0.00	0	0.00	0	0	0	12,593	12,593
31-4323-0244	Strategic Staffing & Compensation	0	0.00	678,876	12.48	153,621	0	832,497	61,941	894,438
31-4323-0264	Benefits and Records	0	0.00	187,702	3.40	46,175	0	233,877	10,526	244,403
31-4323-0274	New Employee Orientation	0	0.00	0	0.00	0	0	0	18,475	18,475
31-4323-0284	Human Resource Development	0	0.00	0	0.00	0	0	0	24,007	24,007
31-4323-0304	Human Resources Administration	0	0.00	0	0.00	0	0	0	24,602	24,602
31-4324-0104	Executive Director	0	0.00	273,677	2.42	54,345	0	328,022	0	328,022
31-4324-0105	FEAP	0	0.00	92,492	0.65	0	0	92,492	0	92,492
31-4325-0104	Personnel Consultants-Unemploy Comp	0	0.00	0	0.00	0	0	0	12,721	12,721
31-4325-0514	Personnel Emp Scholarship-Metro Tk	0	0.00	0	0.00	0	0	0	28,095	28,095
31-4326-0004	Purchasing Department	0	0.00	496,402	7.25	57,150	0	553,552	5,021	558,573
31-4332-0014	UNMC Wide Computing	0	0.00	2,197,278	33.00	529,026	0	2,726,304	457,444	3,183,748
31-4332-8111	IT DEVOPS STATE ADM	0	0.00	0	0.00	0	0	0	171,030	171,030
31-4338-0014	DAS Acct Service Charge	0	0.00	0	0.00	0	0	0	79,322	79,322
31-4399-0218	Special Projects	0	0.00	1,498,174	0.00	0	0	1,498,174	-397,957	1,100,217
<b>TOTAL</b>		<b>0</b>	<b>0.26</b>	<b>10,982,525</b>	<b>131.39</b>	<b>1,757,340</b>	<b>0</b>	<b>12,739,865</b>	<b>1,272,340</b>	<b>14,012,205</b>

**UNMC-State General Fund-731 Cash & Student Contracts/Designated**

COST OBJECT	Dollar	FACULTY	NON FACULTY		EMPLOYEE BENEFITS	PERSONAL SERVICE CREDITS	TOTAL PERSONAL SERVICES	TOTAL OPERATING EXPENSES	TOTAL	
		FTE	Dollar	FTE						
31-4309-0004	Sponsored Programs Accounting (SPA)	0	0.00	334,833	10.43	116,416	0	451,249	11,596	462,845
31-4399-0304	Budget Adj 2003-04	0	0.00	0	0.00	0	0	0	-1,425,074	-1,425,074
<b>TOTAL</b>		<b>0</b>	<b>0.00</b>	<b>334,833</b>	<b>10.43</b>	<b>116,416</b>	<b>0</b>	<b>451,249</b>	<b>-1,413,478</b>	<b>-962,229</b>

**UNMC-Auxiliary-739 Auxiliaries & Services/Restricted**

COST OBJECT	Dollar	FACULTY	NON FACULTY		EMPLOYEE BENEFITS	PERSONAL SERVICE CREDITS	TOTAL PERSONAL SERVICES	TOTAL OPERATING EXPENSES	TOTAL	
		FTE	Dollar	FTE						
33-4301-0074	NSRI	0	0.00	50,000	0.00	11,458	0	61,458	0	61,458
33-4301-0400	Healing Arts Center	0	0.00	212,002	2.00	47,991	0	259,993	0	259,993
33-4301-3050	Advanced Clinical Applications Project	0	0.00	38,304	0.47	8,778	0	47,082	0	47,082
33-4305-0004	Accounting Services	0	0.00	24,722	0.36	5,666	0	30,388	0	30,388
33-4323-0100	Insurance Clearing	0	0.00	0	0.00	0	0	0	16,240	16,240
33-4324-2002	Human Resources - Benefits	0	0.00	0	0.00	0	0	0	4,548	4,548
33-4325-0005	Gold U Award	0	0.00	0	0.00	0	0	0	1,550	1,550
33-4325-0010	Silver U Award	0	0.00	0	0.00	0	0	0	14,035	14,035
33-4325-0015	Miscellaneous Awards	0	0.00	0	0.00	0	0	0	460	460



COST OBJECT LISTING BY SUB PROGRAM  
 2019-2020 GENERAL OPERATING BUDGET  
 UNIVERSITY OF NEBRASKA MEDICAL CENTER

**SUBPROGRAM #/NAME: 43 Business and Finance**

**UNMC-Auxiliary-739 Auxiliaries & Services/Restricted**

COST OBJECT	Dollar	FACULTY	NON FACULTY		EMPLOYEE BENEFITS	PERSONAL	TOTAL	TOTAL	TOTAL	
		FTE	Dollar	FTE		SERVICE CREDITS	PERSONAL SERVICES	OPERATING EXPENSES		
33-4325-0020	Thank You Awards	0	0.00	0	0.00	0	0	63,800	63,800	
33-4325-0025	Service Awards	0	0.00	0	0.00	0	0	47,652	47,652	
33-4325-0030	Service Awards Dinner	0	0.00	0	0.00	0	0	26,483	26,483	
33-4325-0100	Treatment for Post Exposure Prophylaxis	0	0.00	0	0.00	0	0	4,351	4,351	
33-4327-0020	Epidemiology	0	0.00	0	0.00	0	0	65,132	65,132	
33-4351-0101	Pre Press	0	0.00	106,764	2.00	24,468	0	131,232	65,000	196,232
33-4351-0102	PressRoom	0	0.00	88,355	2.00	20,248	0	108,603	130,100	238,703
33-4351-0103	Copy Center	0	0.00	56,452	1.00	12,936	0	69,388	226,150	295,538
33-4351-0104	Bindery	0	0.00	0	0.00	0	0	182,000	182,000	182,000
33-4351-0116	Printing Operations	0	0.00	165,532	3.00	37,936	0	203,468	336,000	539,468
33-4352-0236	Private Residences-415 S 41st St	0	0.00	0	0.00	0	0	63,850	63,850	63,850
33-4352-0276	Rental Property - 411 So. 41st St.	0	0.00	0	0.00	0	0	7,350	7,350	7,350
33-4352-0716	Private Residences-General Expense	0	0.00	0	0.00	0	0	45,800	45,800	45,800
33-4352-0746	Private Residences-3869-71 Dewey	0	0.00	0	0.00	0	0	9,450	9,450	9,450
33-4352-0756	Private Residences -3873-75 Dewey	0	0.00	0	0.00	0	0	25,150	25,150	25,150
33-4352-0796	Private Residences-3861-63 Dewey	0	0.00	0	0.00	0	0	9,850	9,850	9,850
33-4352-0806	Private Residences-3865-67 Dewey	0	0.00	0	0.00	0	0	11,150	11,150	11,150
33-4352-0826	3905 Dewey Ave	0	0.00	0	0.00	0	0	5,900	5,900	5,900
33-4352-0996	Private Residences-Personnel Maintenance	0	0.00	89,147	1.59	20,430	0	109,577	10,700	120,277
33-4352-1001	602 S 38th Ave	0	0.00	0	0.00	0	0	31,000	31,000	31,000
33-4352-1002	608 S 38th Ave	0	0.00	0	0.00	0	0	40,000	40,000	40,000
33-4352-1045	International House Operating	0	0.00	0	0.00	0	0	45,700	45,700	45,700
33-4353-0006	University Bookstore	0	0.00	10,004	0.12	2,292	0	12,296	1,279,556	1,291,852
33-4353-0316	Student Locker Rental	0	0.00	0	0.00	0	0	5,000	5,000	5,000
33-4354-0076	CFHL Salaries	0	0.00	267,082	5.40	58,977	0	326,059	0	326,059
33-4355-0806	UNMC and NMC Parking Operations	0	0.00	194,245	4.50	44,514	0	238,759	0	238,759
33-4357-0010	General Stores	0	0.00	0	0.00	0	0	38,000	38,000	38,000
33-4357-0040	GS1 Non Stock	0	0.00	189,975	5.50	43,537	0	233,512	1,155,000	1,388,512
33-4357-0070	Furniture Stores - Movers	0	0.00	47,923	1.00	10,983	0	58,906	210,000	268,906
33-4357-0300	FM&P Warehouse	0	0.00	129,071	3.00	29,579	0	158,650	115,000	273,650
33-4360-0006	Transportation	0	0.00	0	0.00	0	0	80,786	80,786	80,786
33-4360-1166	Lincoln Shuttle Service	0	0.00	0	0.00	0	0	30,000	30,000	30,000
33-4363-0176	Mail Room Equipment Supplies	0	0.00	0	0.00	0	0	24,000	24,000	24,000
33-4363-0196	Cellular Phone Clearing	0	0.00	0	0.00	0	0	500,000	500,000	500,000
33-4363-0456	Lease & CPC Charges	0	0.00	0	0.00	0	0	645,100	645,100	645,100
33-4363-0706	Clinical Trials	0	0.00	86,990	1.19	19,936	0	106,926	41,296	148,222
33-4363-0707	Assc of Hlthcare Emer Preparedness	0	0.00	22,712	0.30	5,205	0	27,917	0	27,917
33-4363-0956	Successful Aging Wellness Program	0	0.00	0	0.00	0	0	49,962	49,962	49,962
33-4363-1033	Purchasing Special	0	0.00	75,187	1.25	17,229	0	92,416	26,000	118,416
33-4363-1216	FAHCT	231,100	0.91	1,104,569	14.60	288,099	0	1,623,768	1,558,563	3,182,331
33-4363-1476	Campus ID Program	0	0.00	326,798	6.00	74,892	0	401,690	26,410	428,100
33-4363-2576	Administrative Systems Project	0	0.00	112,871	1.83	25,867	0	138,738	68,600	207,338
33-4363-2916	Sharing - South Omaha Clinic	0	0.00	20,000	0.00	4,583	0	24,583	0	24,583
33-4363-3000	Radiation Health Center	0	0.00	29,380	0.00	6,732	0	36,112	0	36,112
33-4363-4114	Vending Machines	0	0.00	0	0.00	0	0	2,500	2,500	2,500
33-4363-4422	ProCard Suspense	0	0.00	0	0.00	0	0	115,000	115,000	115,000
<b>TOTAL</b>		<b>231,100</b>	<b>0.91</b>	<b>3,448,085</b>	<b>57.11</b>	<b>822,336</b>	<b>0</b>	<b>4,501,521</b>	<b>7,460,174</b>	<b>11,961,695</b>
<b>SUB PROGRAM TOTAL</b>		<b>231,100</b>	<b>1</b>	<b>14,765,443</b>	<b>199</b>	<b>2,696,092</b>	<b>0</b>	<b>17,692,635</b>	<b>7,319,036</b>	<b>25,011,671</b>

COST OBJECT LISTING BY SUB PROGRAM  
2019-2020 GENERAL OPERATING BUDGET  
UNIVERSITY OF NEBRASKA MEDICAL CENTER

**SUBPROGRAM #/NAME: 44 General Expense**

**UNMC-State General Fund-731 State & University Generated/Unrestricted**

COST OBJECT	Dollar	FACULTY	NON FACULTY		EMPLOYEE BENEFITS	PERSONAL SERVICE CREDITS	TOTAL PERSONAL SERVICES	TOTAL OPERATING EXPENSES	TOTAL
		FTE	Dollar	FTE					
31-4405-0004 Office of Public Affairs	0	0.00	938,149	15.32	262,278	0	1,200,427	24,492	1,224,919
31-4405-0024 Radio	0	0.00	0	0.00	0	0	0	1,000	1,000
31-4405-0034 Community Relations	0	0.00	0	0.00	0	0	0	3,212	3,212
31-4405-0054 News Release	0	0.00	0	0.00	0	0	0	12,317	12,317
31-4405-0074 UNMC Connect	0	0.00	0	0.00	0	0	0	2,033	2,033
31-4405-0084 UNMC Image Campaign	0	0.00	0	0.70	0	0	0	424,378	424,378
31-4434-0124 B&F Operations-Gen Exp	0	0.00	0	0.00	0	0	0	3,448	3,448
31-4434-0144 Special Services	0	0.00	0	0.00	0	0	0	34,981	34,981
31-4435-0004 Bonds and Insurance	0	0.00	0	0.00	0	0	0	953,184	953,184
31-4435-0034 Insur Med Student Travel	0	0.00	0	0.00	0	0	0	1,997	1,997
31-4435-0054 LB 998 HO Malpractice Ins	0	0.00	0	0.00	0	0	0	428,000	428,000
31-4437-0014 Worker'S Comp Claims & Insurance	0	0.00	0	0.00	478,419	0	478,419	0	478,419
31-4438-0001 Legal Salaries	0	0.00	0	0.30	0	0	0	0	0
31-4438-0004 Legal Fees	0	0.00	0	0.00	0	0	0	74,016	74,016
<b>TOTAL</b>	<b>0</b>	<b>0.00</b>	<b>938,149</b>	<b>16.32</b>	<b>740,697</b>	<b>0</b>	<b>1,678,846</b>	<b>1,963,058</b>	<b>3,641,904</b>

**UNMC-Trust-Grant/Cont/Loan/End-738 Trust/Restricted**

COST OBJECT	Dollar	FACULTY	NON FACULTY		EMPLOYEE BENEFITS	PERSONAL SERVICE CREDITS	TOTAL PERSONAL SERVICES	TOTAL OPERATING EXPENSES	TOTAL
		FTE	Dollar	FTE					
37-4405-1001001 Public Affairs	0	0.00	75,480	1.00	13,674	0	89,154	0	89,154
37-4405-3001001 Public Relations	0	0.00	71,660	1.00	12,983	0	84,643	0	84,643
<b>TOTAL</b>	<b>0</b>	<b>0.00</b>	<b>147,140</b>	<b>2.00</b>	<b>26,657</b>	<b>0</b>	<b>173,797</b>	<b>0</b>	<b>173,797</b>

**UNMC-Auxiliary-739 Auxiliaries & Services/Restricted**

COST OBJECT	Dollar	FACULTY	NON FACULTY		EMPLOYEE BENEFITS	PERSONAL SERVICE CREDITS	TOTAL PERSONAL SERVICES	TOTAL OPERATING EXPENSES	TOTAL
		FTE	Dollar	FTE					
33-4407-1000 Alumni Affairs	0	0.00	249,616	3.00	57,205	0	306,821	203,715	510,536
33-4407-2000 Alumni Assn-COM	0	0.00	0	0.00	0	0	0	50,000	50,000
33-4407-3000 Alumni Assn-CON	0	0.00	0	0.00	0	0	0	12,000	12,000
33-4407-4000 Alumni Assn-COP	0	0.00	0	0.00	0	0	0	14,000	14,000
33-4407-5000 CAHP Alumni Engagement Council	0	0.00	0	0.00	0	0	0	15,000	15,000
33-4407-6000 Parents & Family Assoc	0	0.00	0	0.00	0	0	0	11,315	11,315
33-4407-9200 CoPH Alumni	0	0.00	0	0.00	0	0	0	1,050	1,050
33-4407-9400 Alumni Chapter-Graduate Studies	0	0.00	0	0.00	0	0	0	1,200	1,200
33-4451-0010 COM Deans Office Service Agreement	0	0.00	111,074	2.00	25,455	0	136,529	3,000	139,529
33-4451-0020 Sorrell Events Center	0	0.00	36,965	0.70	8,471	0	45,436	22,000	67,436
33-4451-0035 Misc. Public Relations Contracts	0	0.00	0	0.00	0	0	0	3,000	3,000
<b>TOTAL</b>	<b>0</b>	<b>0.00</b>	<b>397,655</b>	<b>5.70</b>	<b>91,131</b>	<b>0</b>	<b>488,786</b>	<b>336,280</b>	<b>825,066</b>

**SUB PROGRAM TOTAL**

**SUBPROGRAM #/NAME: 51 College of Medicine**

**UNMC-State General Fund-731 State & University Generated/Unrestricted**

COST OBJECT	Dollar	FACULTY	NON FACULTY		EMPLOYEE BENEFITS	PERSONAL SERVICE CREDITS	TOTAL PERSONAL SERVICES	TOTAL OPERATING EXPENSES	TOTAL
		FTE	Dollar	FTE					
31-5101-0001 Dean College Of Medicine	4,451,388	6.13	3,131,530	12.67	569,669	0	8,152,587	32,178	8,184,765
31-5101-0003 Admissions Office	207,138	1.85	173,470	2.78	93,630	0	474,238	0	474,238
31-5101-0004 Research Office	0	0.00	94,754	1.00	23,310	0	118,064	0	118,064

COST OBJECT LISTING BY SUB PROGRAM  
2019-2020 GENERAL OPERATING BUDGET  
UNIVERSITY OF NEBRASKA MEDICAL CENTER

**SUBPROGRAM #/NAME: 51 College of Medicine**

**UNMC-State General Fund-731 State & University Generated/Unrestricted**

COST OBJECT	Dollar	FACULTY	NON FACULTY		EMPLOYEE BENEFITS	PERSONAL	TOTAL	TOTAL		TOTAL
		FTE	Dollar	FTE		SERVICE CREDITS	PERSONAL SERVICES	OPERATING EXPENSES		
31-5101-0006	Biomedical Research Training Program	10,175	0.00	0	0.00	0	10,175	0	0	10,175
31-5101-0007	Clinical Simulation Lab	8,362	0.04	191,053	2.81	0	199,415	0	0	199,415
31-5101-0008	COSTSHARING/ 36-0115-1003-001	0	0.00	363,316	6.75	89,376	452,692	0	0	452,692
31-5101-0500	POE-Human Genetics	211,492	1.24	146,073	0.68	65,344	422,909	0	0	422,909
31-5101-0505	POE NEW FACULTY STAR	0	0.00	11,730	0.24	2,885	14,615	0	0	14,615
31-5101-0520	POE-Physician Scientist Recruitment Prg	141,248	1.08	0	0.00	0	141,248	11,989	0	153,237
31-5101-0570	POE-MD/PhD Scholars Prg	0	0.00	97,387	0.00	0	97,387	0	0	97,387
31-5101-0590	POE Grad Biomed Sci	0	0.00	103,598	3.00	0	103,598	0	0	103,598
31-5101-0800	POE Phy Sci-Dem/Boerner	25,000	0.28	180,001	2.25	34,869	239,870	0	0	239,870
31-5101-0810	POE-Path/Virol Reid	107,633	1.00	0	0.00	26,042	133,675	0	0	133,675
31-5101-2001	College of Medicine-Outstanding Performa	0	0.00	40,926	0.00	0	40,926	0	0	40,926
31-5101-3023	COSTSHARING/ 35-1209-1002-001	0	0.00	16,721	0.15	4,113	20,834	0	0	20,834
31-5101-3030	COSTSHARING/ 36-0115-1005-006	13,139	0.07	0	0.00	3,232	16,371	0	0	16,371
31-5101-8067	Ind Cst - City Match Program	33,150	0.26	60,989	0.93	23,158	117,297	0	0	117,297
31-5104-0001	Lincoln Medical Programs	137,604	3.00	0	0.00	0	137,604	0	0	137,604
31-5104-0011	Lincoln Med Ed Foundation Special	292,553	3.00	196,300	3.22	0	488,853	0	0	488,853
31-5108-2707	Diversity-Surg-Tanner	1,468	0.02	17,857	0.34	4,753	24,078	0	0	24,078
31-5110-1100	Com Special State - Anatomy	0	0.00	20,000	0.00	4,920	24,920	0	0	24,920
31-5110-1300	Com Special State - Biochemistry	79,919	0.46	67,500	0.00	36,264	183,683	0	0	183,683
31-5110-1500	Com Special State - Int/Med	378,887	4.53	0	0.00	93,207	472,094	0	0	472,094
31-5110-2001	PATH/MICRO ABDALLA	0	0.00	22,193	0.50	5,460	27,653	0	0	27,653
31-5110-2200	Com Special State - Pharm	16,979	0.19	0	0.00	4,178	21,157	0	0	21,157
31-5110-2300	Com Special State - Physio/Bio	265,114	2.01	18,409	0.00	69,747	353,270	0	0	353,270
31-5110-2301	CELL&INTEGRATIVESUBA	246,897	0.78	160,000	0.00	100,097	506,994	0	0	506,994
31-5110-2500	Com Special State - Psychiatry	0	0.00	31,200	1.00	7,675	38,875	0	0	38,875
31-5110-3700	COM Special State-Cont Ed	0	0.00	68,523	0.39	5,872	74,395	0	0	74,395
31-5128-0100	Phy Asst Training Program	34,029	0.16	0	0.00	0	34,029	0	0	34,029
31-5131-0001	Int & Res College Of Med	0	0.00	-199,754	0.00	2,521,863	2,322,109	77,326	0	2,399,435
31-5131-1200	Anesthesiology	0	0.00	613,244	8.55	0	613,244	0	0	613,244
31-5131-1400	Family Practice Int/Res	0	0.00	1,025,076	14.98	0	1,025,076	0	0	1,025,076
31-5131-1500	Internal Medicine Int/Res	0	0.00	2,215,441	37.69	0	2,215,441	0	0	2,215,441
31-5131-1600	Ob/Gyn Int/Res	0	0.00	383,700	5.27	0	383,700	0	0	383,700
31-5131-1700	Ophthalmology Int/Res	0	0.00	189,037	0.86	0	189,037	0	0	189,037
31-5131-1800	Orthopedics Int/Res	0	0.00	328,564	5.17	0	328,564	0	0	328,564
31-5131-1900	Otolaryngology Int/Res	0	0.00	235,172	1.58	0	235,172	0	0	235,172
31-5131-2000	Pathology Int/Res	0	0.00	469,217	6.82	0	469,217	0	0	469,217
31-5131-2100	Pediatrics Int/Res	0	0.00	1,079,368	11.44	0	1,079,368	0	0	1,079,368
31-5131-2150	Pediatric Genetics	0	0.00	0	2.00	0	0	0	0	0
31-5131-2400	HO IM Peds Int/Rev	0	0.00	74,161	3.49	0	74,161	0	0	74,161
31-5131-2500	Psychiatry Int & Res	0	0.00	576,116	3.00	0	576,116	0	0	576,116
31-5131-2600	Radiology Int/Res	0	0.00	696,511	10.59	0	696,511	0	0	696,511
31-5131-2700	Surgery Int/Res	0	0.00	1,287,489	17.14	0	1,287,489	0	0	1,287,489
31-5131-3400	Family Practice Lincoln	0	0.00	1,247,574	18.67	0	1,247,574	0	0	1,247,574
31-5131-3600	Neurological Sciences Int/Res	0	0.00	160,906	1.49	0	160,906	0	0	160,906
31-5131-3700	Emergency Int/Res	0	0.00	583,990	10.38	0	583,990	0	0	583,990
31-5131-3800	Radiation Oncology-Int Res	0	0.00	0	-2.00	0	0	0	0	0
31-5131-4000	Creighton-Family Medicine	0	0.00	159,392	0.00	0	159,392	0	0	159,392
31-5131-4015	PHY MEDICINE & REHAB INT	0	0.00	60,552	0.00	0	60,552	0	0	60,552
31-5140-0001	Biochemistry Instruction	1,644,149	9.59	239,226	1.80	313,846	2,197,221	0	0	2,197,221
31-5140-3078	COSTSHARING/ 36-5140-2141-001	40,815	0.05	0	0.00	0	40,815	0	0	40,815
31-5140-3079	COSTSHARING/ 36-5140-2142-001	38,934	0.05	0	0.00	0	38,934	0	0	38,934

COST OBJECT LISTING BY SUB PROGRAM  
2019-2020 GENERAL OPERATING BUDGET  
UNIVERSITY OF NEBRASKA MEDICAL CENTER

**SUBPROGRAM #/NAME: 51 College of Medicine**

**UNMC-State General Fund-731 State & University Generated/Unrestricted**

COST OBJECT	Dollar	FACULTY	NON FACULTY		EMPLOYEE BENEFITS	PERSONAL	TOTAL	TOTAL	TOTAL
		FTE	Dollar	FTE		SERVICE CREDITS	PERSONAL SERVICES	OPERATING EXPENSES	
31-5140-3083	COSTSHARING/ 36-5140-2153-001	40,000	0.11	0	0.00	0	40,000	0	40,000
31-5140-3090	COSTSHARING 36-5140-2164-001	1,339	0.02	0	0.00	329	1,668	0	1,668
31-5140-3091	COSTSHARING 36-5140-2163-001	3,447	0.02	0	0.00	847	4,294	0	4,294
31-5140-3092	COSTSHARING 34-0915-2022-015	25,054	0.17	0	0.00	6,163	31,217	0	31,217
31-5140-3094	COSTSHARING/ 36-5140-2167-001	1,377	0.01	0	0.00	339	1,716	0	1,716
31-5140-4001	Biochemistry Grant Return Sec. 01	16,585	0.20	282,263	4.75	73,516	372,364	0	372,364
31-5140-4013	Greg Taylor Grant Return	18,360	0.00	0	0.00	4,516	22,876	0	22,876
31-5140-4022	Ponnusamy Grant Return	0	0.00	12,000	0.25	2,952	14,952	0	14,952
31-5150-0001	Anatomy Instruction	1,422,894	13.14	435,030	4.45	433,713	2,291,637	20,437	2,312,074
31-5150-3024	COSTSHARING 36-5150-2093-001	6,047	0.03	0	0.00	1,488	7,535	0	7,535
31-5150-3027	COSTSHARING 36-5150-2096-001	1,615	0.01	0	0.00	398	2,013	0	2,013
31-5160-0001	Pharm/Exp Neurosci-Instruction	1,338,866	8.27	276,912	2.02	337,128	1,952,906	22,055	1,974,961
31-5160-3009	COSTSHARING 34-5160-2122-001	23,700	0.11	0	0.00	5,831	29,531	0	29,531
31-5160-4000	Pharm/Exp Neurosci-Grant Return	118,613	1.03	454,680	7.61	141,029	714,322	0	714,322
31-5160-6000	Pharm/Exp Neurosci-Grant Return-Supplem	28,787	0.00	0	0.00	0	28,787	0	28,787
31-5160-8000	Pharm/Exp Neurosci-ICR Dept	130,868	2.00	54,100	1.00	45,502	230,470	0	230,470
31-5170-0001	Physiology & Biophysics Instruction	713,877	4.51	153,098	0.65	92,266	959,241	12,289	971,530
31-5170-3045	COSTSHARING 34-5170-2084-019	3,465	0.02	0	0.00	851	4,316	0	4,316
31-5170-3046	COSTSHARING 34-5170-2085-019	6,549	0.04	0	0.00	1,612	8,161	0	8,161
31-5170-3047	COSTSHARING 34-5170-2086-019	7,556	0.04	0	0.00	1,859	9,415	0	9,415
31-5170-4060	Zucker Grant Return	30,670	0.35	0	0.00	0	30,670	0	30,670
31-5170-4095	Dept. Grant Return	0	0.00	48,026	1.00	11,815	59,841	0	59,841
31-5170-8095	Physiology/Biophysics	0	0.00	69,223	1.68	17,028	86,251	0	86,251
<b>TOTAL</b>	<b>12,325,742</b>	<b>65.88</b>	<b>18,423,844</b>	<b>221.02</b>	<b>5,282,692</b>	<b>0</b>	<b>36,032,278</b>	<b>176,274</b>	<b>36,208,552</b>

**UNMC-Federal Letter of Credit-736 Federal/Restricted**

COST OBJECT	Dollar	FACULTY	NON FACULTY		EMPLOYEE BENEFITS	PERSONAL	TOTAL	TOTAL	TOTAL
		FTE	Dollar	FTE		SERVICE CREDITS	PERSONAL SERVICES	OPERATING EXPENSES	
34-5140-2055001	Extracellular Redox Signaling in Mammary	932	0.01	0	0.00	156	1,088	0	1,088
34-5140-2056001	Biochemistry & Molecular Biology	59,564	0.65	0	0.00	9,957	69,521	0	69,521
34-5140-2058001	MnTE-2-PyP as a radioprotector in prosta	42,844	0.40	0	0.00	7,163	50,007	0	50,007
34-5140-2059001	Targeting Mucin and EGFR Axis in Pancrea	65,601	0.83	15,716	0.30	13,593	94,910	0	94,910
34-5140-2061001	Neuropilin-2 Axis in Docetaxel Resistanc	116,128	1.51	0	0.00	19,413	135,541	0	135,541
34-5140-2063001	Biochemistry & Molecular Biology	79,563	0.99	3,505	0.05	13,886	96,954	0	96,954
34-5140-2064101	Modulation of TMEN for Targeted Radiatio	42,526	0.46	30,922	0.60	12,278	85,726	0	85,726
34-5140-2064102	Modulation of TMEN for Targeted Radiatio	55,388	0.91	23,912	0.50	13,255	92,555	0	92,555
34-5140-2067010	Biochemistry & Molecular Biology	77,663	1.04	0	0.00	12,984	90,647	0	90,647
34-5140-2068001	Biochemistry & Molecular Biology	26,356	0.17	39,781	0.80	11,056	77,193	0	77,193
34-5140-2069001	Biochemistry & Molecular Biology	84,377	0.95	0	0.00	14,105	98,482	0	98,482
34-5140-2071101	Role of PD2/Paf1 in Pancreatic Acinar to	33,200	0.58	23,999	0.50	9,562	66,761	0	66,761
34-5140-2071201	Role of PD2/Paf1 in Pancreatic Acinar to	20,811	0.10	31,119	0.60	8,681	60,611	0	60,611
34-5140-2073002	Pancreatic Cancer Detection Consortium -	38,526	0.47	31,119	0.60	11,643	81,288	0	81,288
34-5140-2074001	Biochemistry & Molecular Biology	92,492	0.92	0	0.00	15,461	107,953	0	107,953
34-5140-2075001	Biochemistry & Molecular Biology	23,314	0.27	0	0.00	3,897	27,211	0	27,211
34-5140-2076001	Biochemistry & Molecular Biology	96,458	1.14	0	0.00	16,124	112,582	0	112,582
34-5140-2077002	Nebraska Research Network in Functional	208,960	1.73	156,436	2.55	61,082	426,478	0	426,478
34-5140-2078001	Biochemistry & Molecular Biology	23,588	0.22	23,840	0.50	7,929	55,357	0	55,357
34-5140-2079001	Biochemistry & Molecular Biology	47,572	0.42	60,176	1.25	18,012	125,760	0	125,760
34-5140-2081101	PPG Admin Core	55,226	0.21	26,327	0.25	13,634	95,187	0	95,187
34-5140-2081201	PPG Animal Core	81,288	1.04	7,009	0.10	14,760	103,057	0	103,057

COST OBJECT LISTING BY SUB PROGRAM  
2019-2020 GENERAL OPERATING BUDGET  
UNIVERSITY OF NEBRASKA MEDICAL CENTER

**SUBPROGRAM #/NAME: 51 College of Medicine**

**UNMC-Federal Letter of Credit-736 Federal/Restricted**

COST OBJECT	Dollar	FACULTY	NON FACULTY		EMPLOYEE BENEFITS	PERSONAL	TOTAL	TOTAL	TOTAL	
		FTE	Dollar	FTE		SERVICE CREDITS	PERSONAL SERVICES	OPERATING EXPENSES		
34-5140-2081301	PPG Histology Core	41,575	0.54	7,010	0.10	8,122	0	56,707	0	56,707
34-5140-2081401	PPG Project 1	57,560	0.17	49,050	1.00	17,822	0	124,432	0	124,432
34-5140-2081501	PPG Project 2	39,457	0.28	47,679	1.00	14,566	0	101,702	0	101,702
34-5140-2081601	PPG Project 3	23,024	0.13	118,770	2.75	23,704	0	165,498	0	165,498
34-5140-2083001	Biochemistry & Molecular Biology	47,956	0.46	42,858	1.00	15,181	0	105,995	0	105,995
34-5140-2084001	Biochemistry & Molecular Biology	127,014	1.75	54,833	1.10	30,399	0	212,246	0	212,246
34-5150-2059001	Genetics; Cell Biology & Anatomy	39,022	0.32	47,679	1.00	14,494	0	101,195	0	101,195
34-5150-2060001	Genetics; Cell Biology & Anatomy	43,278	0.50	0	0.00	7,234	0	50,512	0	50,512
34-5150-2061018	CHAIN - Omics Core - Guda Portion	19,230	0.11	41,767	0.88	10,197	0	71,194	0	71,194
34-5160-2072001	Pharmacology	2,495	0.02	0	0.00	417	0	2,912	0	2,912
34-5160-2078001	Pharmacology	93,105	1.02	64,190	1.24	26,293	0	183,588	0	183,588
34-5160-2079109	NanoART Man: Proj 2	24,489	0.28	49,699	0.90	12,402	0	86,590	0	86,590
34-5160-2079209	NanoART Man: Core C Fox	14,220	0.06	2,609	0.05	2,814	0	19,643	0	19,643
34-5160-2079309	NanoART Man: Core C Poluektova	27,143	0.43	31,278	0.75	9,765	0	68,186	0	68,186
34-5160-2079409	NanoART Man: Core A	78,012	0.40	16,191	0.25	15,748	0	109,951	0	109,951
34-5160-2079509	NanoART Man: Proj 1 Edagwa	55,671	0.59	0	0.00	9,307	0	64,978	0	64,978
34-5160-2079609	NanoART Man: Core B	19,520	0.15	0	0.00	3,263	0	22,783	0	22,783
34-5160-2079709	NanoART Man: Del & Pharma Supplement	60,998	0.80	0	0.00	10,197	0	71,195	0	71,195
34-5160-2080101	HIV Tat and Morphine Induce Microglial	40,736	0.39	13,135	0.23	9,006	0	62,877	0	62,877
34-5160-2080201	HIV Tat and Morphine Induce Microglial	9,480	0.04	0	0.00	1,585	0	11,065	0	11,065
34-5160-2084001	Pharmacology	62,608	0.25	76,638	1.75	23,277	0	162,523	0	162,523
34-5160-2087012	Pharmacology	1,896	0.01	0	0.00	317	0	2,213	0	2,213
34-5160-2094104	SMART HAND Gendelman	65,145	0.86	0	0.00	10,889	0	76,034	0	76,034
34-5160-2094204	SMART HAND Poluektova	17,016	0.02	0	0.00	2,845	0	19,861	0	19,861
34-5160-2100101	Combinational effects of Opiates Buch	38,006	0.45	60,631	1.08	16,490	0	115,127	0	115,127
34-5160-2100201	Combinational effect of Opiate Byrareddy	71,991	1.23	18,795	0.50	15,176	0	105,962	0	105,962
34-5160-2101101	HIV Tat & cocaine - Buch portion	51,383	0.47	5,661	0.08	9,536	0	66,580	0	66,580
34-5160-2101201	HIV Tat & cocaine - Hu portion	16,898	0.26	4,983	0.10	3,657	0	25,538	0	25,538
34-5160-2101301	HIV Tat & cocaine - Guo portion	19,223	0.22	0	0.00	3,214	0	22,437	0	22,437
34-5160-2102001	Pharmacology	75,245	0.30	87,058	2.00	27,131	0	189,434	0	189,434
34-5160-2103101	Macrophage; Meth; HIV & Hist-Ciborowski	60,887	0.38	82,326	2.10	23,941	0	167,154	0	167,154
34-5160-2103201	Macrophage; Meth; HIV & Hist - Fox	9,480	0.04	28,757	0.55	6,391	0	44,628	0	44,628
34-5160-2104101	The brain as a SIV - Fox Portion	21,526	0.10	36,268	0.65	9,662	0	67,456	0	67,456
34-5160-2104201	The brain as a SIV - Byrareddy Portion	16,980	0.23	9,398	0.25	4,409	0	30,787	0	30,787
34-5160-2104301	The brain as a SIV - Buch Portion	42,120	0.54	55,336	1.25	16,291	0	113,747	0	113,747
34-5160-2104401	The brain as a SIV - PK Studies	29,595	0.28	0	0.00	4,947	0	34,542	0	34,542
34-5160-2105001	Pharmacology	123,769	1.30	51,324	1.00	29,270	0	204,363	0	204,363
34-5160-2106101	HIV-1 mediated synaptodendritic - Buch	64,296	0.91	12,368	0.24	12,816	0	89,480	0	89,480
34-5160-2106201	HIV-1 mediated synaptodendritic - Hu	21,123	0.32	33,343	0.71	9,104	0	63,570	0	63,570
34-5160-2107001	Pharmacology	18,102	0.17	0	0.00	3,025	0	21,127	0	21,127
34-5160-2108001	Pharmacology	52,087	0.64	9,398	0.25	10,277	0	71,762	0	71,762
34-5160-2109001	Pharmacology	40,318	0.50	12,263	0.25	8,790	0	61,371	0	61,371
34-5160-2110118	CHAIN - Administrative Core (Fox)	52,263	0.29	34,519	0.50	14,508	0	101,290	0	101,290
34-5160-2110218	CHAIN - Administrative Core (Buch)	58,817	0.39	27,010	0.40	14,349	0	100,176	0	100,176
34-5160-2110418	CHAIN - Cell/Tissue/Animal Gorantla	12,181	0.00	34,522	0.68	7,808	0	54,511	0	54,511
34-5160-2110518	CHAIN - Cell/Tissue/Animal Buch	0	0.00	3,756	0.05	628	0	4,384	0	4,384
34-5160-2110618	CHAIN - Development Core	3,782	0.04	0	0.00	633	0	4,415	0	4,415
34-5160-2110718	CHAIN - Phenomics Core	26,476	0.21	7,779	0.20	5,726	0	39,981	0	39,981
34-5160-2110818	CHAIN - Therapeutics Core	40,704	0.40	18,960	0.07	9,975	0	69,639	0	69,639
34-5160-2110918	CHAIN - Cell/Tissue/Animal Byrareddy	16,980	0.00	46,800	1.00	10,662	0	74,442	0	74,442
34-5160-2111001	Pharmacology	10,510	0.18	0	0.00	1,757	0	12,267	0	12,267

COST OBJECT LISTING BY SUB PROGRAM  
2019-2020 GENERAL OPERATING BUDGET  
UNIVERSITY OF NEBRASKA MEDICAL CENTER

**SUBPROGRAM #/NAME: 51 College of Medicine**

**UNMC-Federal Letter of Credit-736 Federal/Restricted**

COST OBJECT	Dollar	FACULTY	NON FACULTY		EMPLOYEE BENEFITS	PERSONAL	TOTAL	TOTAL	TOTAL	
		FTE	Dollar	FTE		SERVICE CREDITS	PERSONAL SERVICES	OPERATING EXPENSES		
34-5160-2112001	Pharmacology	40,035	0.51	25,327	0.48	10,925	0	76,287	0	76,287
34-5160-2114001	Pharmacology	26,089	0.32	51,304	1.05	12,938	0	90,331	0	90,331
34-5160-2115023	Pharmacology	64,616	0.41	103,502	2.50	28,105	0	196,223	0	196,223
34-5160-2117007	NNTC Data Coordinating Center	67,875	0.45	23,356	0.40	15,250	0	106,481	0	106,481
34-5160-2117107	NNTC Data Coordinating Center-CHARTER	57,774	0.62	27,293	0.49	14,221	0	99,288	0	99,288
34-5160-2118001	Pharmacology	170,957	1.30	24,679	0.50	32,705	0	228,341	0	228,341
34-5160-2120001	Pharmacology	22,187	0.18	48,657	1.20	11,843	0	82,687	0	82,687
34-5160-2121004	Pharmacology	67,154	0.84	113,281	2.45	30,162	0	210,597	0	210,597
34-5160-2123001	Pharmacology	14,231	0.24	24,463	0.50	6,469	0	45,163	0	45,163
34-5160-2124001	Pharmacology	14,329	0.23	6,178	0.10	3,428	0	23,935	0	23,935
34-5160-2125001	Pharmacology	55,635	0.62	0	0.00	9,301	0	64,936	0	64,936
34-5160-2126001	Pharmacology	12,773	0.00	18,535	0.30	5,234	0	36,542	0	36,542
34-5160-2127001	Pharmacology	23,864	0.34	42,995	1.00	11,177	0	78,036	0	78,036
34-5170-2084019	Project 1: Nrf2: Neuronal Oxidative Stre	90,331	0.74	37,579	0.78	21,383	0	149,293	0	149,293
34-5170-2085019	Project II: Activation of the PVN in Hea	159,771	2.07	28,692	0.56	31,503	0	219,966	0	219,966
34-5170-2086019	Project III: Chemoreflex in Heart Failur	75,632	0.48	67,385	1.34	23,908	0	166,925	0	166,925
34-5170-2087019	Core A - Administration Core	18,264	0.08	38,312	0.41	9,459	0	66,035	0	66,035
34-5170-2088019	Core B - Animal Core	35,019	0.47	86,218	2.00	20,266	0	141,503	0	141,503
34-5170-2091001	Cellular & Integrative Physiology	89,483	0.65	72,492	1.50	27,077	0	189,052	0	189,052
34-5170-2092004	Cellular & Integrative Physiology	0	0.00	57,645	1.22	9,637	0	67,282	0	67,282
34-5170-2093005	Cellular & Integrative Physiology	34,476	0.30	21,326	0.50	9,330	0	65,132	0	65,132
34-5170-2094004	Cellular & Integrative Physiology	28,730	0.25	69,005	1.50	16,338	0	114,073	0	114,073
34-5170-2095001	Cellular & Integrative Physiology	36,144	0.40	0	0.00	6,042	0	42,186	0	42,186
34-5170-2096001	Cellular & Integrative Physiology	57,955	0.38	0	0.00	9,689	0	67,644	0	67,644
34-5170-2097001	Cellular & Integrative Physiology	36,969	0.32	71,328	1.50	18,103	0	126,400	0	126,400
34-5170-2098001	Cellular & Integrative Physiology	111,470	1.20	0	0.00	18,635	0	130,105	0	130,105
34-5170-2099001	Cellular & Integrative Physiology	28,440	0.36	37,053	1.00	10,948	0	76,441	0	76,441
<b>TOTAL</b>	<b>4,817,972</b>	<b>48.18</b>	<b>2,915,107</b>	<b>59.76</b>	<b>1,292,724</b>	<b>0</b>	<b>9,025,803</b>	<b>0</b>	<b>9,025,803</b>	

**UNMC-Federal Advance-737 Federal/Restricted**

COST OBJECT	Dollar	FACULTY	NON FACULTY		EMPLOYEE BENEFITS	PERSONAL	TOTAL	TOTAL	TOTAL	
		FTE	Dollar	FTE		SERVICE CREDITS	PERSONAL SERVICES	OPERATING EXPENSES		
35-5140-2046004	IPA for Rizwan Ahmad	50,401	0.90	0	0.00	8,424	0	58,825	0	58,825
35-5140-2047004	IPA for Balawant Kumar	50,003	1.00	0	0.00	8,358	0	58,361	0	58,361
35-5140-2049001	Biochemistry & Molecular Biology	61,308	0.72	0	0.00	10,249	0	71,557	0	71,557
35-5140-2050001	Biochemistry & Molecular Biology	0	0.00	48,201	1.00	8,058	0	56,259	0	56,259
35-5140-2051001	Biochemistry & Molecular Biology	0	0.00	48,500	1.00	8,109	0	56,609	0	56,609
35-5140-2052001	Biochemistry & Molecular Biology	12,869	0.25	0	0.00	2,152	0	15,021	0	15,021
<b>TOTAL</b>	<b>174,581</b>	<b>2.87</b>	<b>96,701</b>	<b>2.00</b>	<b>45,350</b>	<b>0</b>	<b>316,632</b>	<b>0</b>	<b>316,632</b>	

**UNMC-Trust-Grant/Cont/Loan/End-738 Trust/Restricted**

COST OBJECT	Dollar	FACULTY	NON FACULTY		EMPLOYEE BENEFITS	PERSONAL	TOTAL	TOTAL	TOTAL	
		FTE	Dollar	FTE		SERVICE CREDITS	PERSONAL SERVICES	OPERATING EXPENSES		
36-5140-2145004	Validation of Biomarkers for Early Diagn	115,969	1.30	45,633	0.88	29,277	0	190,879	0	190,879
36-5140-2151002	The role for N-glycan carrying Sialyl-Le	23,089	0.25	18,500	0.50	7,534	0	49,123	0	49,123
36-5140-2159001	Biochemistry & Molecular Biology	105,184	1.75	12,170	0.25	21,260	0	138,614	0	138,614
36-5140-2160001	Biochemistry & Molecular Biology	42,438	0.64	0	0.00	7,688	0	50,126	0	50,126
36-5140-2161001	Biochemistry & Molecular Biology	10,984	0.15	0	0.00	1,990	0	12,974	0	12,974
36-5140-2162001	Biochemistry & Molecular Biology	63,469	0.92	12,170	0.25	13,704	0	89,343	0	89,343
36-5140-2163001	Biochemistry & Molecular Biology	0	0.00	37,000	1.00	6,703	0	43,703	0	43,703

COST OBJECT LISTING BY SUB PROGRAM  
2019-2020 GENERAL OPERATING BUDGET  
UNIVERSITY OF NEBRASKA MEDICAL CENTER

**SUBPROGRAM #/NAME: 51 College of Medicine**

**UNMC-Trust-Grant/Cont/Loan/End-738 Trust/Restricted**

COST OBJECT	Dollar	FACULTY	NON FACULTY		EMPLOYEE BENEFITS	PERSONAL	TOTAL	TOTAL		
		FTE	Dollar	FTE		SERVICE CREDITS	PERSONAL SERVICES	OPERATING EXPENSES	TOTAL	
36-5140-2167001	Biochemistry & Molecular Biology	0	0.00	40,048	0.84	7,255	0	47,303	0	47,303
36-5140-2169001	Biochemistry & Molecular Biology	21,742	0.25	0	0.00	3,940	0	25,682	0	25,682
36-5150-2085101	Genetics; Cell Biology & Anatomy	0	0.00	23,285	0.50	4,219	0	27,504	0	27,504
36-5150-2085201	Genetics; Cell Biology & Anatomy	9,769	0.19	0	0.00	1,770	0	11,539	0	11,539
36-5150-2092002	The Aging Pituitary/Gonadal Axis	19,824	0.17	0	0.00	3,592	0	23,416	0	23,416
36-5160-2075003	Research Collaboration Agreement Phase 3	311	0.00	0	0.00	56	0	367	0	367
36-5160-2081101	Novel Kinase & Nanoformulated-Gendelman	42,997	0.53	6,254	0.10	8,923	0	58,174	0	58,174
36-5160-2081201	Novel Kinase & Nanoformulated-Gorantla	21,925	0.14	0	0.00	3,971	0	25,896	0	25,896
36-5160-2083005	CNS Reservoirs of HIV in a Mouse Model of	5,688	0.02	0	0.00	1,031	0	6,719	0	6,719
36-5160-2093001	Pharmacology	1,896	0.01	0	0.00	344	0	2,240	0	2,240
36-5160-2096001	Pharmacology	2,676	0.04	0	0.00	485	0	3,161	0	3,161
36-5160-2097001	Pharmacology	0	0.00	23,865	0.35	4,324	0	28,189	0	28,189
36-5160-2101001	Pharmacology	9,480	0.04	7,511	0.10	3,079	0	20,070	0	20,070
36-5160-2103101	Parkinson's Technology	12,583	0.11	78,362	1.75	16,476	0	107,421	0	107,421
36-5160-2104001	Pharmacology	12,272	0.11	33,523	0.75	8,297	0	54,092	0	54,092
36-5160-2105001	Pharmacology	1,896	0.01	0	0.00	344	0	2,240	0	2,240
36-5160-2106001	Pharmacology	1,896	0.01	0	0.00	344	0	2,240	0	2,240
36-5160-2107001	Pharmacology	0	0.00	28,430	0.57	5,150	0	33,580	0	33,580
36-5160-2108001	Pharmacology	1,896	0.01	1,914	0.05	691	0	4,501	0	4,501
36-5170-2122001	Cellular & Integrative Physiology	39,125	0.31	46,588	1.00	15,528	0	101,241	0	101,241
36-5170-2123004	Post-translational Regulation of nNOS in	17,340	0.31	20,495	0.40	6,855	0	44,690	0	44,690
36-5170-2129001	Cellular & Integrative Physiology	5,424	0.05	0	0.00	982	0	6,406	0	6,406
36-5170-2131103	Exploring the Neurological Basis of Dysp	22,895	0.15	26,097	0.54	8,876	0	57,868	0	57,868
36-5170-2137002	EHD4: A Novel Player in the Urinary Con	15,985	0.15	0	0.00	2,896	0	18,881	0	18,881
36-5170-2138001	Cellular & Integrative Physiology	7,200	0.05	5,323	0.11	2,269	0	14,792	0	14,792
36-5170-2140001	Cellular & Integrative Physiology	8,244	0.08	30,050	1.00	6,937	0	45,231	0	45,231
36-5170-2141001	Cellular & Integrative Physiology	6,264	0.05	0	0.00	1,135	0	7,399	0	7,399
36-5170-2142001	Cellular & Integrative Physiology	35,824	0.60	0	0.00	6,490	0	42,314	0	42,314
37-5101-1031002	Chancellor - IGPBS	0	0.00	30,000	0.00	5,435	0	35,435	0	35,435
37-5101-1060001	Still Faculty Fellow in Medicine	10,000	0.00	0	0.00	1,812	0	11,812	0	11,812
37-5101-2009155	J. O'Dell Research \$	26,680	0.63	0	0.00	4,834	0	31,514	0	31,514
37-5101-2035003	White Fund - Dr. R. Ahmad-BMB	5,600	0.10	0	0.00	1,015	0	6,615	0	6,615
37-5101-2039002	Lageschulte/Wiese Fund-Dr Shannon Buckle	0	0.00	19,072	0.40	3,454	0	22,526	0	22,526
37-5101-2039003	Lageschulte/Wiese Fund-Dr Gwen Skar	0	0.00	31,679	0.70	5,740	0	37,419	0	37,419
37-5101-2039004	Lageschulte/Wiese Fund-Dr Olga Taraschen	0	0.00	40,739	1.00	7,381	0	48,120	0	48,120
37-5101-3002001	Hospital Services Support	0	0.00	0	0.00	0	0	660,934	660,934	660,934
37-5101-3002120	NHS Acad Affil - Anesthesiology	0	0.00	0	0.00	0	0	57,229	57,229	57,229
37-5101-3002160	NHS Acad Affil - OB/GYN	0	0.00	0	0.00	0	0	43,071	43,071	43,071
37-5101-3002170	NHS Acad Affil - Ophthalmology	0	0.00	0	0.00	0	0	4,587	4,587	4,587
37-5101-3002180	NHS Acad Affil - Orthopaedics	0	0.00	0	0.00	0	0	19,141	19,141	19,141
37-5101-3002200	NHS Acad Affil - Path/Micro	0	0.00	0	0.00	0	0	342,712	342,712	342,712
37-5101-3002260	NHS Acad Affil - Radiology	0	0.00	0	0.00	0	0	145,927	145,927	145,927
37-5101-3003001	Com/Hospital Support	50,462	0.50	0	0.00	9,142	0	59,604	0	59,604
37-5101-3003008	Chair's Hire Pkg - OPHTH	0	0.00	81,171	2.00	14,705	0	95,876	0	95,876
37-5101-3003010	Chair's Hire Pkg-Neurological Sciences	226,412	2.25	94,259	1.75	58,095	0	378,766	0	378,766
37-5101-3003012	Chair's Hire Pkg-Neuro Sci-Taraschenko	30,361	0.64	0	0.00	5,500	0	35,861	0	35,861
37-5101-3003014	Chair's Hire Pkg-Neuro Sci-Warren	0	0.00	52,183	1.50	9,453	0	61,636	0	61,636
37-5101-3003040	Gentleman Rsch Redirection	0	0.00	20,000	0.00	3,623	0	23,623	0	23,623
37-5101-3003046	Rsch Redirection-Buch	0	0.00	30,000	0.00	5,435	0	35,435	0	35,435
37-5101-3003047	Rsch Redirection - Kanmogne	50,358	1.00	0	0.00	9,123	0	59,481	0	59,481
37-5101-3003101	Endow fr Buffet Cancer Ctr for T Greiner	83,858	1.00	75,700	1.38	28,907	0	188,465	0	188,465

COST OBJECT LISTING BY SUB PROGRAM  
2019-2020 GENERAL OPERATING BUDGET  
UNIVERSITY OF NEBRASKA MEDICAL CENTER

SUBPROGRAM #/NAME: 51 College of Medicine

UNMC-Trust-Grant/Cont/Loan/End-738 Trust/Restricted

COST OBJECT	Dollar	FACULTY	NON FACULTY		EMPLOYEE BENEFITS	PERSONAL	TOTAL	TOTAL	
		FTE	Dollar	FTE		SERVICE CREDITS	PERSONAL SERVICES	OPERATING EXPENSES	TOTAL
37-5101-3003113	0	0.00	65,331	1.07	11,836	0	77,167	0	77,167
37-5101-9210001	367,706	3.04	157,489	1.00	95,148	0	620,343	0	620,343
37-5101-9210014	0	0.00	16,622	0.25	3,012	0	19,634	0	19,634
37-5101-9310001	102,422	1.54	177,117	2.00	50,644	0	330,183	0	330,183
37-5111-1001001	36,864	0.63	0	0.00	6,679	0	43,543	0	43,543
37-5113-1002001	20,378	0.00	0	0.00	3,691	0	24,069	0	24,069
37-5114-1001001	31,689	0.12	0	0.00	5,741	0	37,430	0	37,430
37-5115-1002001	22,483	0.12	0	0.00	4,072	0	26,555	0	26,555
37-5115-1003001	12,546	0.00	0	0.00	2,273	0	14,819	0	14,819
37-5115-1005001	17,658	0.15	27,000	0.59	8,091	0	52,749	0	52,749
37-5115-1007001	2,816	0.02	75,066	0.90	14,110	0	91,992	0	91,992
37-5115-1009001	22,145	0.16	0	0.00	4,012	0	26,157	0	26,157
37-5115-1010001	17,000	0.36	0	0.00	3,080	0	20,080	0	20,080
37-5115-1011001	28,000	0.00	0	0.00	5,073	0	33,073	0	33,073
37-5115-1013001	38,845	0.28	36,287	0.57	13,611	0	88,743	0	88,743
37-5115-1014001	30,852	0.00	0	0.00	5,590	0	36,442	0	36,442
37-5115-1015001	38,650	0.37	0	0.00	7,003	0	45,653	0	45,653
37-5115-1019001	23,750	0.21	0	0.00	4,304	0	28,054	0	28,054
37-5115-1020001	0	0.00	25,020	0.46	4,533	0	29,553	0	29,553
37-5115-1021001	110,000	0.41	0	0.00	19,928	0	129,928	0	129,928
37-5115-2002001	24,000	0.00	0	0.00	4,348	0	28,348	0	28,348
37-5115-2003001	28,635	0.10	0	0.00	5,187	0	33,822	0	33,822
37-5115-2009001	0	0.00	59,948	0.95	10,861	0	70,809	0	70,809
37-5116-1001001	45,280	0.19	0	0.00	8,203	0	53,483	0	53,483
37-5116-1002001	20,813	0.14	0	0.00	3,771	0	24,584	0	24,584
37-5117-1001001	35,000	0.44	0	0.00	6,341	0	41,341	0	41,341
37-5117-1002001	12,903	0.08	0	0.00	2,337	0	15,240	0	15,240
37-5118-1001001	25,000	0.18	0	0.00	4,529	0	29,529	0	29,529
37-5118-1002001	15,000	0.00	0	0.00	2,718	0	17,718	0	17,718
37-5118-2001001	25,000	0.27	0	0.00	4,529	0	29,529	0	29,529
37-5120-1001001	59,752	0.49	10,509	0.20	12,729	0	82,990	0	82,990
37-5120-1002001	9,323	0.05	0	0.00	1,689	0	11,012	0	11,012
37-5120-1003001	8,000	0.04	0	0.00	1,449	0	9,449	0	9,449
37-5120-1005001	0	0.00	12,639	0.29	2,291	0	14,930	0	14,930
37-5120-1007001	8,000	0.00	0	0.00	1,449	0	9,449	0	9,449
37-5121-1003001	10,000	0.00	0	0.00	1,812	0	11,812	0	11,812
37-5121-1005001	29,871	0.17	0	0.00	5,411	0	35,282	0	35,282
37-5121-1008001	0	0.00	8,000	0.10	1,449	0	9,449	0	9,449
37-5123-1001001	50,453	0.50	0	0.00	9,140	0	59,593	0	59,593
37-5123-1004001	20,000	0.08	2,050	0.04	3,995	0	26,045	0	26,045
37-5126-1001001	0	0.00	97,134	0.21	17,597	0	114,731	0	114,731
37-5126-1002001	50,000	0.28	0	0.00	9,058	0	59,058	0	59,058
37-5126-1003001	95,312	1.16	0	0.00	17,267	0	112,579	0	112,579
37-5126-1004001	24,000	0.25	0	0.00	4,348	0	28,348	0	28,348
37-5127-1005001	10,000	0.08	54,692	0.75	11,720	0	76,412	0	76,412
37-5127-1006001	40,000	0.00	0	0.00	7,247	0	47,247	0	47,247
37-5127-1010001	0	0.00	20,000	0.42	3,623	0	23,623	0	23,623
37-5128-1001001	10,000	0.20	0	0.00	1,812	0	11,812	0	11,812
37-5140-2007001	0	0.00	7,331	0.15	1,329	0	8,660	0	8,660
37-5140-2049001	0	0.00	23,839	0.50	4,319	0	28,158	0	28,158
37-5140-2063001	0	0.00	33,632	0.75	6,093	0	39,725	0	39,725



COST OBJECT LISTING BY SUB PROGRAM  
2019-2020 GENERAL OPERATING BUDGET  
UNIVERSITY OF NEBRASKA MEDICAL CENTER

**SUBPROGRAM #/NAME: 51 College of Medicine**

**UNMC-Trust-Grant/Cont/Loan/End-738 Trust/Restricted**

COST OBJECT	Dollar	FACULTY	NON FACULTY		EMPLOYEE BENEFITS	PERSONAL SERVICE CREDITS	TOTAL PERSONAL SERVICES	TOTAL OPERATING EXPENSES	TOTAL	
		FTE	Dollar	FTE						
37-5140-2064999	COSTSHARE/ 36-5140-2165-001	4,441	0.05	0	0.00	805	0	5,246	0	5,246
37-5140-4000001	Biochemistry/ Molecular Biology	5,386	0.05	108,167	2.18	20,573	0	134,126	0	134,126
37-5150-2015001	Cell Biology/Anatomy	2,710	0.02	74,620	1.10	14,010	0	91,340	0	91,340
37-5150-2059001	Genetics; Cell Biology and Anatomy	0	0.00	23,735	0.50	4,300	0	28,035	0	28,035
37-5150-2060001	Genetics; Cell Biology; & Anatomy	0	0.00	28,846	0.70	5,226	0	34,072	0	34,072
37-5150-6001001	Genetics Cell Biology and Anatomy	87,859	0.60	0	0.00	15,917	0	103,776	0	103,776
37-5160-2001004	Eisenberg & Gen-Parkinson's Fund	0	0.00	57,680	1.00	10,450	0	68,130	0	68,130
37-5160-2014001	Pharm & Exp Neuroscience	0	0.00	6,920	0.15	1,254	0	8,174	0	8,174
37-5170-2001001	Special Research	345	0.00	0	0.00	62	0	407	0	407
37-5170-2001095	Carryover for Dept	21,099	0.11	0	0.00	3,823	0	24,922	0	24,922
37-5170-2001100	Paras Mishra Start-up	6,039	0.05	0	0.00	1,094	0	7,133	0	7,133
37-5190-4001001	Cellular & Integrative Physiology	0	0.00	20,001	0.19	3,623	0	23,624	0	23,624
<b>TOTAL</b>		<b>2,878,041</b>	<b>27.47</b>	<b>2,201,696</b>	<b>36.69</b>	<b>920,288</b>	<b>0</b>	<b>6,000,025</b>	<b>1,273,601</b>	<b>7,273,626</b>

**UNMC-Auxiliary-739 Auxiliaries & Services/Restricted**

COST OBJECT	Dollar	FACULTY	NON FACULTY		EMPLOYEE BENEFITS	PERSONAL SERVICE CREDITS	TOTAL PERSONAL SERVICES	TOTAL OPERATING EXPENSES	TOTAL	
		FTE	Dollar	FTE						
33-5101-0600	COM_Chinese Program Fee	0	0.00	41,502	0.64	9,511	0	51,013	0	51,013
33-5140-0016	Cell Growth Facility	43,122	0.52	0	0.00	9,883	0	53,005	8,586	61,591
33-5140-0076	Protein Structure Core Facility	0	0.00	22,570	0.45	5,172	0	27,742	22,104	49,846
33-5140-0096	Durham Research Center Autoclave Fund	0	0.00	7,451	0.25	1,707	0	9,158	7,596	16,754
33-5150-0041	Masters Student Fees	0	0.00	12,110	0.21	2,774	0	14,884	27,184	42,068
33-5150-0150	Ctr for Bioinformatics & Systems Biology	26,401	0.50	54,242	0.90	18,481	0	99,124	0	99,124
33-5150-0501	Advanced Anatomy	0	0.00	1,458	0.02	334	0	1,792	39,659	41,451
33-5150-0600	Anatomy Special	0	0.00	28,550	0.45	6,543	0	35,093	181,117	216,210
33-5150-0605	Summer Teaching Funds - CBA	0	0.00	0	0.00	0	0	0	8,962	8,962
33-5150-0610	Anatomy fee for PA/PT student	0	0.00	28,550	0.45	6,543	0	35,093	0	35,093
33-5160-0706	Student Fees-Pharmacology	0	0.00	1,702	0.04	390	0	2,092	4,500	6,592
33-5170-0100	Sm Anim Imaging Core	12,558	0.22	0	0.00	2,878	0	15,436	0	15,436
33-5191-0005	Comparative Medicine-Eppley Institute	0	0.00	57,439	1.00	13,163	0	70,602	0	70,602
33-5191-0006	Comparative Medicine	0	0.00	1,133,708	26.35	259,809	0	1,393,517	800,000	2,193,517
33-5191-0007	Comp Med-Vet Tech	0	0.00	105,488	1.51	24,036	0	129,524	0	129,524
33-5191-0008	Comparative Medicine-COD	0	0.00	6,254	0.10	1,432	0	7,686	0	7,686
33-5191-0009	Comparative Medicine F & A	0	0.00	502,856	3.13	115,239	0	618,095	0	618,095
33-5191-0012	Ahmad Start-up	0	0.00	135,386	2.30	31,026	0	166,412	0	166,412
<b>TOTAL</b>		<b>82,081</b>	<b>1.24</b>	<b>2,139,266</b>	<b>37.79</b>	<b>508,921</b>	<b>0</b>	<b>2,730,268</b>	<b>1,099,708</b>	<b>3,829,976</b>

**SUB PROGRAM TOTAL    20,278,417            146    25,776,614            357    8,049,975            0    54,105,006            2,549,583            56,654,589**

**SUBPROGRAM #/NAME: 52 College of Medicine**

**UNMC-State General Fund-731 State & University Generated/Unrestricted**

COST OBJECT	Dollar	FACULTY	NON FACULTY		EMPLOYEE BENEFITS	PERSONAL SERVICE CREDITS	TOTAL PERSONAL SERVICES	TOTAL OPERATING EXPENSES	TOTAL	
		FTE	Dollar	FTE						
31-5201-1000	AAA - Anesthesiology	213,175	2.52	382,984	5.35	148,498	0	744,657	0	744,657
31-5210-0001	Family Practice-Instruction	968,193	9.12	563,006	7.56	327,098	0	1,858,297	0	1,858,297
31-5210-3014	COSTSHARING/ 34-5210-1005-007	4,628	0.02	0	0.00	1,139	0	5,767	0	5,767
31-5210-3018	COSTSHARING/ 34-5210-1006-008	8,318	0.03	0	0.00	2,046	0	10,364	0	10,364
31-5220-0001	Internal Medicine Instruction	134,079	0.17	547,860	8.23	139,655	0	821,594	0	821,594
31-5220-0200	Internal Med-Cardiology Instruction	631,391	7.14	257,607	4.67	167,072	0	1,056,070	0	1,056,070

COST OBJECT LISTING BY SUB PROGRAM  
2019-2020 GENERAL OPERATING BUDGET  
UNIVERSITY OF NEBRASKA MEDICAL CENTER

**SUBPROGRAM #/NAME: 52 College of Medicine**

**UNMC-State General Fund-731 State & University Generated/Unrestricted**

COST OBJECT	Dollar	FACULTY	NON FACULTY		EMPLOYEE BENEFITS	PERSONAL	TOTAL	TOTAL	TOTAL	
		FTE	Dollar	FTE		SERVICE CREDITS	PERSONAL SERVICES	OPERATING EXPENSES		
31-5220-0250	Internal Med-DEM Instruction	260,438	3.07	150,321	2.92	101,047	0	511,806	0	511,806
31-5220-0300	Internal Med-GenMed Instruction	1,742,404	20.44	181,848	3.73	370,945	0	2,295,197	0	2,295,197
31-5220-0350	Internal Med-Geriatric Instruction	171,604	3.57	185,830	3.05	87,928	0	445,362	0	445,362
31-5220-0400	Internal Med-GI Instruction	401,563	4.43	107,251	1.74	95,881	0	604,695	0	604,695
31-5220-0450	IM Hosp Med Instruct	38,100	0.84	82,500	2.00	29,668	0	150,268	0	150,268
31-5220-0500	Internal Med-Infect Diseases Instruction	339,303	3.33	137,440	2.73	88,057	0	564,800	0	564,800
31-5220-0600	Internal Med-Nephrology Instruction	324,757	4.84	27,621	0.41	86,685	0	439,063	0	439,063
31-5220-0700	Internal Med-Oncology Instruction	207,913	2.97	246,891	5.00	101,673	0	556,477	0	556,477
31-5220-0800	Internal Med-Pulmonary Instruction	426,062	7.74	287,078	5.21	174,380	0	887,520	0	887,520
31-5220-0900	Internal Med-Rheumatology Instruction	401,746	4.27	138,580	2.77	109,583	0	649,909	0	649,909
31-5220-8000	Int Med - Indirect Costs/Research	11,088	0.10	0	0.00	2,728	0	13,816	0	13,816
31-5250-0001	Neurological Science Instruction	569,476	6.73	387,087	6.66	213,349	0	1,169,912	0	1,169,912
31-5260-0001	Obstetrics/Gynecology-Instruction	1,312,708	11.81	423,389	6.46	384,409	0	2,120,506	0	2,120,506
31-5270-0001	Ophthalmology Instruction	548,241	5.24	59,392	0.00	84,801	0	692,434	0	692,434
31-5280-0001	Orthopedics Instruction	228,331	2.85	41,285	0.14	58,182	0	327,798	0	327,798
31-5280-3003	COSTSHARING/ 36-5280-2090-001	2,000	0.01	0	0.00	492	0	2,492	0	2,492
31-5290-0001	Otol & Maxill Facial Surg-Instruction	88,022	1.87	81,104	1.50	40,990	0	210,116	0	210,116
<b>TOTAL</b>		<b>9,033,540</b>	<b>103.10</b>	<b>4,289,074</b>	<b>70.15</b>	<b>2,816,306</b>	<b>0</b>	<b>16,138,920</b>	<b>0</b>	<b>16,138,920</b>

**UNMC-Federal Letter of Credit-736 Federal/Restricted**

COST OBJECT	Dollar	FACULTY	NON FACULTY		EMPLOYEE BENEFITS	PERSONAL	TOTAL	TOTAL	TOTAL	
		FTE	Dollar	FTE		SERVICE CREDITS	PERSONAL SERVICES	OPERATING EXPENSES		
34-5201-2004001	Anesthesiology	48,509	0.25	23,840	0.50	12,095	0	84,444	0	84,444
34-5201-2005001	Anesthesiology	47,232	0.61	60,478	1.26	18,006	0	125,716	0	125,716
34-5201-2006001	Anesthesiology	35,487	0.36	19,872	0.42	9,254	0	64,613	0	64,613
34-5210-1006009	Point of Service Maintenance and Enhance	4,668	0.02	56,646	1.00	10,250	0	71,564	0	71,564
34-5210-1006019	Point of Service Mainenance Supplement	0	0.00	9,286	0.10	1,553	0	10,839	0	10,839
34-5220-1004007	Summer Undergraduate Alcohol Research Pr	9,480	0.08	8,025	0.17	2,927	0	20,432	0	20,432
34-5224-2005001	Cardiology (Internal Medicine)	82,145	0.63	96,367	1.90	29,843	0	208,355	0	208,355
34-5224-2006001	Cardiology (Internal Medicine)	4,855	0.05	46,516	1.00	8,588	0	59,959	0	59,959
34-5224-2007001	Cardiology (Internal Medicine)	18,316	0.23	41,310	1.00	9,967	0	69,593	0	69,593
34-5224-2008001	Cardiology (Internal Medicine)	77,529	1.30	49,499	1.00	21,234	0	148,262	0	148,262
34-5226-2007001	Diab/Endo/Metab (Internal Medicine)	39,921	0.35	40,986	0.85	13,525	0	94,432	0	94,432
34-5226-2008001	Diab/Endo/Metab (Internal Medicine)	40,932	0.35	53,116	1.10	15,721	0	109,769	0	109,769
34-5226-2009001	Diab/Endo/Metab (Internal Medicine)	15,750	0.15	0	0.00	2,633	0	18,383	0	18,383
34-5229-2024001	Gastro & Hepa (Internal Medicine)	50,953	0.71	36,100	1.00	14,553	0	101,606	0	101,606
34-5229-2025001	Gastro & Hepa (Internal Medicine)	31,484	0.32	58,188	1.20	14,991	0	104,663	0	104,663
34-5229-2026006	Gastro & Hepa (Internal Medicine)	137,754	1.53	74,997	1.56	35,565	0	248,316	0	248,316
34-5229-2027001	Gastro & Hepa (Internal Medicine)	11,706	0.11	0	0.00	1,958	0	13,664	0	13,664
34-5229-2028001	Gastro & Hepa (Internal Medicine)	49,320	0.44	36,720	1.00	14,383	0	100,423	0	100,423
34-5229-2030001	Gastro & Hepa (Internal Medicine)	76,000	0.96	0	0.00	12,705	0	88,705	0	88,705
34-5229-2031001	Gastro & Hepa (Internal Medicine)	0	0.00	12,000	0.18	2,006	0	14,006	0	14,006
34-5229-2032001	Gastro & Hepa (Internal Medicine)	50,100	1.00	0	0.00	8,375	0	58,475	0	58,475
34-5232-3008007	Ryan White Part D Program for Coordinate	57,525	0.89	75,455	1.05	22,229	0	155,209	0	155,209
34-5232-3009020	Title III: Categorical Grant Program to P	65,294	1.05	108,674	1.60	29,081	0	203,049	0	203,049
34-5237-2023006	Pulmonary (Internal Medicine)	97,327	0.87	62,134	1.00	26,656	0	186,117	0	186,117
34-5237-2027001	Pulmonary (Internal Medicine)	57,558	0.60	52,178	1.00	18,344	0	128,080	0	128,080
34-5237-2028001	Pulmonary (Internal Medicine)	21,815	0.54	22,439	0.45	7,397	0	51,651	0	51,651
34-5250-2000011	Neurological Sciences (Internal Medicine)	1,896	0.01	0	0.00	317	0	2,213	0	2,213
34-5250-2001001	Neurological Sciences (Internal Medicine)	42,958	0.38	39,129	1.18	13,722	0	95,809	0	95,809

COST OBJECT LISTING BY SUB PROGRAM  
2019-2020 GENERAL OPERATING BUDGET  
UNIVERSITY OF NEBRASKA MEDICAL CENTER

**SUBPROGRAM #/NAME: 52 College of Medicine**

**UNMC-Federal Letter of Credit-736 Federal/Restricted**

COST OBJECT	Dollar	FACULTY	NON FACULTY		EMPLOYEE BENEFITS	PERSONAL	TOTAL	TOTAL	TOTAL	
		FTE	Dollar	FTE		SERVICE CREDITS	PERSONAL SERVICES	OPERATING EXPENSES		
34-5250-2002001	Neurological Sciences (Internal Medicine)	18,960	0.12	0	0.00	3,170	0	22,130	0	22,130
34-5250-2004018	CHAIN - Biophysical Core - Wilson	14,220	0.09	19,760	0.40	5,680	0	39,660	0	39,660
34-5250-2005103	Great Plains IDeA-CTR - Admin Core	123,137	0.83	119,777	2.24	40,607	0	283,521	0	283,521
34-5250-2005203	Great Plains IDeA-CTR-Prof Dev Core	90,424	0.62	52,614	1.00	23,911	0	166,949	0	166,949
34-5250-2005213	Great Plains IDeA-CTR-Ghate	43,331	0.71	0	0.00	7,243	0	50,574	0	50,574
34-5250-2005223	Great Plains IDeA-CTR-Hwang	14,568	0.31	32,382	1.00	7,849	0	54,799	0	54,799
34-5250-2005263	Great Plains IDeA-CTR-England Scholar	5,763	0.13	54,029	1.06	9,996	0	69,788	0	69,788
34-5250-2005273	Great Plains IDeA-CTR-Heinrichs-Graham	53,550	0.12	13,260	0.50	11,168	0	77,978	0	77,978
34-5250-2005303	Great Plains IDeA-CTR CRDEB Core	125,053	0.85	18,940	0.25	24,071	0	168,064	0	168,064
34-5250-2005403	Great Plains IDeA-CTR Tracking Core	56,728	0.27	56,079	1.00	18,858	0	131,665	0	131,665
34-5250-2005503	Great Plains IDeA-CTR Outreach Core	35,387	0.26	61,382	1.14	16,177	0	112,946	0	112,946
34-5250-2005603	Great Plains IDeA-CTR BICE Core	78,135	0.68	33,382	0.65	18,643	0	130,160	0	130,160
34-5250-2005853	Great Plains IDeA-CTR-Oleynikov	0	0.00	23,029	0.46	3,849	0	26,878	0	26,878
34-5250-2005913	Great Plains IDeA-CTR Admin Supp Core 6	0	0.00	213,537	3.00	35,698	0	249,235	0	249,235
34-5250-2005953	Great Plains IDeA-CTR-Koll	3,750	0.07	24,901	0.53	4,789	0	33,440	0	33,440
34-5250-2006001	Neurological Sciences (Internal Medicine)	52,967	0.57	57,010	1.60	18,384	0	128,361	0	128,361
34-5250-2006101	The Progressive Elevation of Spontaneous	19,600	0.18	0	0.00	3,278	0	22,878	0	22,878
34-5250-2007001	Neurological Sciences (Internal Medicine)	27,408	0.47	104,215	2.05	22,004	0	153,627	0	153,627
34-5250-2008001	Neurological Sciences (Internal Medicine)	35,343	0.50	0	0.00	5,907	0	41,250	0	41,250
34-5250-2009001	Neurological Sciences (Internal Medicine)	43,977	0.45	104,843	2.06	24,877	0	173,697	0	173,697
34-5250-2010001	Neurological Sciences (Internal Medicine)	28,440	0.18	0	0.00	4,755	0	33,195	0	33,195
34-5250-2011001	Neurological Sciences (Internal Medicine)	63,841	0.52	32,640	1.00	16,128	0	112,609	0	112,609
34-5260-2005001	OB/GYN	21,485	0.13	93,923	2.00	19,293	0	134,701	0	134,701
34-5260-2006001	OB/GYN	10,433	0.05	49,586	1.00	10,034	0	70,053	0	70,053
34-5270-2019001	Ophthalmology	81,804	0.63	0	0.00	13,676	0	95,480	0	95,480
34-5270-2022004	Ophthalmology	10,896	0.16	0	0.00	1,821	0	12,717	0	12,717
34-5270-2023005	Ophthalmology	78,455	0.86	0	0.00	13,115	0	91,570	0	91,570
34-5270-2024023	Ophthalmology	43,410	0.26	20,680	0.50	10,713	0	74,803	0	74,803
34-5270-2025001	Ophthalmology	63,789	0.59	0	0.00	10,663	0	74,452	0	74,452
<b>TOTAL</b>	<b>2,421,368</b>	<b>24.40</b>	<b>2,269,924</b>	<b>44.94</b>	<b>784,235</b>	<b>0</b>	<b>5,475,527</b>	<b>0</b>	<b>5,475,527</b>	

**UNMC-Federal Advance-737 Federal/Restricted**

COST OBJECT	Dollar	FACULTY	NON FACULTY		EMPLOYEE BENEFITS	PERSONAL	TOTAL	TOTAL	TOTAL	
		FTE	Dollar	FTE		SERVICE CREDITS	PERSONAL SERVICES	OPERATING EXPENSES		
35-5220-2000001	Community Affairs	3,540	0.03	0	0.00	593	0	4,133	0	4,133
35-5237-2035003	IPA for Jane Devasure	0	0.00	56,560	1.00	9,455	0	66,015	0	66,015
35-5237-2036001	Pulmonary (Internal Medicine)	0	0.00	60,685	1.00	10,145	0	70,830	0	70,830
35-5237-2037001	Pulmonary (Internal Medicine)	29,270	0.26	0	0.00	4,892	0	34,162	0	34,162
35-5237-2038001	Pulmonary (Internal Medicine)	0	0.00	18,820	0.36	3,145	0	21,965	0	21,965
35-5241-2027003	IPA-Cindy Marr	0	0.00	69,770	0.96	11,664	0	81,434	0	81,434
35-5241-2028003	IPA-Jefferey Newcomb	0	0.00	85,900	1.00	14,360	0	100,260	0	100,260
35-5241-2029003	IPA-Bridget Kramer	0	0.00	64,993	1.00	10,865	0	75,858	0	75,858
35-5241-2030001	Rheumatology (Internal Medicine)	0	0.00	22,750	0.49	3,803	0	26,553	0	26,553
35-5260-2001001	OB/GYN	20,866	0.10	0	0.00	3,489	0	24,355	0	24,355
<b>TOTAL</b>	<b>53,676</b>	<b>0.39</b>	<b>379,478</b>	<b>5.81</b>	<b>72,411</b>	<b>0</b>	<b>505,565</b>	<b>0</b>	<b>505,565</b>	

**UNMC-Trust-Grant/Cont/Loan/End-738 Trust/Restricted**

COST OBJECT	Dollar	FACULTY	NON FACULTY		EMPLOYEE BENEFITS	PERSONAL	TOTAL	TOTAL	TOTAL	
		FTE	Dollar	FTE		SERVICE CREDITS	PERSONAL SERVICES	OPERATING EXPENSES		
36-5210-3006001	Family Medicine	0	0.00	159,640	3.00	28,922	0	188,562	0	188,562

COST OBJECT LISTING BY SUB PROGRAM  
2019-2020 GENERAL OPERATING BUDGET  
UNIVERSITY OF NEBRASKA MEDICAL CENTER

SUBPROGRAM #/NAME: 52 College of Medicine

UNMC-Trust-Grant/Cont/Loan/End-738 Trust/Restricted

COST OBJECT	Dollar	FACULTY	NON FACULTY		EMPLOYEE BENEFITS	PERSONAL	TOTAL	TOTAL		
		FTE	Dollar	FTE		SERVICE CREDITS	PERSONAL SERVICES	OPERATING EXPENSES	TOTAL	
36-5224-2240888	Cardiology (Internal Medicine)	10,000	0.25	0	0.00	1,812	0	11,812	0	11,812
36-5224-2245888	Cardiology (Internal Medicine)	3,605	0.07	54,432	0.75	10,514	0	68,551	0	68,551
36-5224-2253003	Dilated Cardiomyopathy (DCM) Research Pr	3,740	0.06	0	0.00	679	0	4,419	0	4,419
36-5224-2254888	Cardiology (Internal Medicine)	10,895	0.22	7,257	0.10	3,289	0	21,441	0	21,441
36-5224-2257001	Cardiology (Internal Medicine)	4,800	0.11	0	0.00	869	0	5,669	0	5,669
36-5224-2262001	Cardiology (Internal Medicine)	0	0.00	2,618	0.05	475	0	3,093	0	3,093
36-5224-2265001	Cardiology (Internal Medicine)	0	0.00	35,802	0.50	6,486	0	42,288	0	42,288
36-5225-2003888	Dermatology (Internal Medicine)	0	0.00	46,824	0.90	8,483	0	55,307	0	55,307
36-5225-2004888	Dermatology (Internal Medicine)	0	0.00	28,435	0.50	5,152	0	33,587	0	33,587
36-5225-2005888	Dermatology (Internal Medicine)	0	0.00	28,435	0.50	5,152	0	33,587	0	33,587
36-5226-2039007	GRADE [Glycemic Reduction Approaches for	9,480	0.10	215,225	3.00	40,709	0	265,414	0	265,414
36-5226-2055888	Diab/Endo/Metab (Internal Medicine)	0	0.00	1,428	0.02	259	0	1,687	0	1,687
36-5226-2058001	Diab/Endo/Metab (Internal Medicine)	13,097	0.29	22,733	0.39	6,492	0	42,322	0	42,322
36-5226-2061006	NEBRA ICA for Jenna Eggert	0	0.00	3,752	0.10	681	0	4,433	0	4,433
36-5226-2071888	Diab/Endo/Metab (Internal Medicine)	21,300	0.18	88,604	1.55	19,910	0	129,814	0	129,814
36-5226-2072002	ICA for Megan Severson	0	0.00	7,209	0.10	1,306	0	8,515	0	8,515
36-5226-2073001	Diab/Endo/Metab (Internal Medicine)	4,888	0.05	23,520	0.50	5,147	0	33,555	0	33,555
36-5226-2074888	Diab/Endo/Metab (Internal Medicine)	0	0.00	48,640	1.12	8,813	0	57,453	0	57,453
36-5226-2076888	Diab/Endo/Metab (Internal Medicine)	0	0.00	25,447	0.52	4,609	0	30,056	0	30,056
36-5226-2077001	Diab/Endo/Metab (Internal Medicine)	0	0.00	36,746	0.65	6,657	0	43,403	0	43,403
36-5226-2079888	Diab/Endo/Metab (Internal Medicine)	5,081	0.04	35,680	0.72	7,385	0	48,146	0	48,146
36-5226-2081888	Diab/Endo/Metab (Internal Medicine)	0	0.00	25,200	0.40	4,566	0	29,766	0	29,766
36-5226-2082001	Diab/Endo/Metab (Internal Medicine)	0	0.00	22,376	0.63	4,053	0	26,429	0	26,429
36-5226-2084888	Diab/Endo/Metab (Internal Medicine)	10,720	0.17	0	0.00	1,943	0	12,663	0	12,663
36-5226-2085001	Diab/Endo/Metab (Internal Medicine)	22,752	0.46	0	0.00	4,123	0	26,875	0	26,875
36-5226-2087001	Diab/Endo/Metab (Internal Medicine)	0	0.00	18,758	0.50	3,398	0	22,156	0	22,156
36-5228-2015002	The Care Ecosystem: Navigating Patients	6,076	0.05	116,098	2.00	22,134	0	144,308	0	144,308
36-5228-3001001	Geriatrics (Internal Medicine)	9,480	0.05	0	0.00	1,717	0	11,197	0	11,197
36-5229-2115888	Gastro & Hepa (Internal Medicine)	0	0.00	15,000	0.24	2,718	0	17,718	0	17,718
36-5229-2117003	Nebraska Center for Integrated Biomolecu	3,303	0.02	0	0.00	599	0	3,902	0	3,902
36-5229-2120001	Gastro & Hepa (Internal Medicine)	0	0.00	27,750	0.43	5,029	0	32,779	0	32,779
36-5229-2123001	Gastro & Hepa (Internal Medicine)	0	0.00	5,000	0.08	906	0	5,906	0	5,906
36-5229-2124888	Gastro & Hepa (Internal Medicine)	0	0.00	17,000	0.27	3,080	0	20,080	0	20,080
36-5229-2127005	Gastro & Hepa (Internal Medicine)	7,708	0.05	0	0.00	1,397	0	9,105	0	9,105
36-5229-2128001	Gastro & Hepa (Internal Medicine)	0	0.00	28,750	0.44	5,210	0	33,960	0	33,960
36-5232-1010020	National AIDS Education and Training Cen	0	0.00	16,297	0.28	2,952	0	19,249	0	19,249
36-5232-21138001	Infectious Diseases (Internal Medicine)	0	0.00	16,730	0.23	3,032	0	19,762	0	19,762
36-5232-2144001	Infectious Diseases (Internal Medicine)	0	0.00	11,936	0.15	2,163	0	14,099	0	14,099
36-5232-2155001	Infectious Diseases (Internal Medicine)	0	0.00	14,087	0.19	2,552	0	16,639	0	16,639
36-5232-2158888	Infectious Diseases (Internal Medicine)	0	0.00	44,279	0.74	8,022	0	52,301	0	52,301
36-5232-2160888	Infectious Diseases (Internal Medicine)	0	0.00	11,117	0.16	2,014	0	13,131	0	13,131
36-5232-2161888	Infectious Diseases (Internal Medicine)	0	0.00	5,613	0.08	1,016	0	6,629	0	6,629
36-5232-2162003	(ARLG) Antibacterial Resistance Leadersh	3,702	0.04	0	0.00	671	0	4,373	0	4,373
36-5232-2163001	Infectious Diseases (Internal Medicine)	1,838	0.05	1,356	0.03	577	0	3,771	0	3,771
36-5232-2164001	Infectious Diseases (Internal Medicine)	7,353	0.18	0	0.00	1,332	0	8,685	0	8,685
36-5232-2166001	Infectious Diseases (Internal Medicine)	0	0.00	3,165	0.05	573	0	3,738	0	3,738
36-5232-2167001	Infectious Diseases (Internal Medicine)	0	0.00	67,055	1.09	12,148	0	79,203	0	79,203
36-5232-2169001	Infectious Diseases (Internal Medicine)	17,214	0.19	2,427	0.04	3,559	0	23,200	0	23,200
36-5232-2170001	Infectious Diseases (Internal Medicine)	9,425	0.10	6,141	0.05	2,821	0	18,387	0	18,387
36-5232-2171888	Infectious Diseases (Internal Medicine)	0	0.00	43,765	0.55	7,929	0	51,694	0	51,694
36-5232-2173888	Infectious Diseases (Internal Medicine)	0	0.00	7,957	0.10	1,441	0	9,398	0	9,398

COST OBJECT LISTING BY SUB PROGRAM  
2019-2020 GENERAL OPERATING BUDGET  
UNIVERSITY OF NEBRASKA MEDICAL CENTER

SUBPROGRAM #/NAME: 52 College of Medicine

UNMC-Trust-Grant/Cont/Loan/End-738 Trust/Restricted

COST OBJECT	Dollar	FACULTY	NON FACULTY		EMPLOYEE BENEFITS	PERSONAL	TOTAL	TOTAL	
		FTE	Dollar	FTE		SERVICE CREDITS	PERSONAL SERVICES	OPERATING EXPENSES	TOTAL
36-5232-2174888 Infectious Diseases (Internal Medicine)	0	0.00	59,900	0.88	10,852	0	70,752	0	70,752
36-5232-2175888 Infectious Diseases (Internal Medicine)	0	0.00	15,600	0.24	2,827	0	18,427	0	18,427
36-5232-2177001 Infectious Diseases (Internal Medicine)	1,851	0.02	0	0.00	336	0	2,187	0	2,187
36-5232-2178888 Infectious Diseases (Internal Medicine)	0	0.00	36,207	0.60	6,560	0	42,767	0	42,767
36-5232-2186001 Infectious Diseases (Internal Medicine)	10,456	0.11	0	0.00	1,894	0	12,350	0	12,350
36-5232-3003332 Ryan White Part B - Rebate Income	32,649	0.55	394,074	7.09	77,308	0	504,031	0	504,031
36-5232-3016003 NEBRASKA ANTIMICROBIAL STEWARDSH	34,922	0.54	80,000	1.00	20,820	0	135,742	0	135,742
36-5232-3018001 Infectious Diseases (Internal Medicine)	60,387	1.01	7,724	0.13	12,339	0	80,450	0	80,450
36-5234-2272001 Int Med Oncology	0	0.00	2,930	0.03	531	0	3,461	0	3,461
36-5234-2341001 Oncology/Hematology (Internal Medicine)	0	0.00	29,490	0.37	5,343	0	34,833	0	34,833
36-5234-2347001 Oncology/Hematology (Internal Medicine)	0	0.00	31,824	0.60	5,766	0	37,590	0	37,590
36-5234-2353888 Oncology/Hematology (Internal Medicine)	5,432	0.11	0	0.00	984	0	6,416	0	6,416
36-5234-2355888 Oncology/Hematology (Internal Medicine)	0	0.00	78,690	1.26	14,256	0	92,946	0	92,946
36-5234-2365888 Oncology/Hematology (Internal Medicine)	14,980	0.16	8,095	0.15	4,181	0	27,256	0	27,256
36-5234-2371888 Oncology/Hematology (Internal Medicine)	1,491	0.02	53,113	0.71	9,893	0	64,497	0	64,497
36-5234-2372888 Oncology/Hematology (Internal Medicine)	0	0.00	8,669	0.10	1,570	0	10,239	0	10,239
36-5234-2373888 Oncology/Hematology (Internal Medicine)	0	0.00	6,774	0.10	1,227	0	8,001	0	8,001
36-5234-2374888 Oncology/Hematology (Internal Medicine)	1,733	0.02	0	0.00	314	0	2,047	0	2,047
36-5234-2376888 Oncology/Hematology (Internal Medicine)	12,016	0.24	112,672	1.73	22,590	0	147,278	0	147,278
36-5234-2378001 Oncology/Hematology (Internal Medicine)	5,191	0.06	0	0.00	940	0	6,131	0	6,131
36-5234-2386888 Oncology/Hematology (Internal Medicine)	3,136	0.03	0	0.00	568	0	3,704	0	3,704
36-5234-2389888 Oncology/Hematology (Internal Medicine)	0	0.00	13,948	0.20	2,527	0	16,475	0	16,475
36-5234-2393001 Oncology/Hematology (Internal Medicine)	0	0.00	76,718	1.25	13,899	0	90,617	0	90,617
36-5234-2394001 Oncology/Hematology (Internal Medicine)	0	0.00	37,727	0.60	6,835	0	44,562	0	44,562
36-5234-2397888 Oncology/Hematology (Internal Medicine)	0	0.00	24,493	0.40	4,437	0	28,930	0	28,930
36-5234-2398888 Oncology/Hematology (Internal Medicine)	22,120	0.24	13,305	0.21	6,417	0	41,842	0	41,842
36-5234-2399888 Oncology/Hematology (Internal Medicine)	0	0.00	58,227	0.85	10,549	0	68,776	0	68,776
36-5234-2401888 Oncology/Hematology (Internal Medicine)	0	0.00	7,705	0.11	1,396	0	9,101	0	9,101
36-5234-2402001 Oncology/Hematology (Internal Medicine)	9,002	0.18	0	0.00	1,631	0	10,633	0	10,633
36-5234-2403888 Oncology/Hematology (Internal Medicine)	4,011	0.04	25,642	0.30	5,373	0	35,026	0	35,026
36-5234-2404888 Oncology/Hematology (Internal Medicine)	7,788	0.08	0	0.00	1,411	0	9,199	0	9,199
36-5234-2405888 Oncology/Hematology (Internal Medicine)	29,876	0.36	70,347	1.52	18,157	0	118,380	0	118,380
36-5234-2406888 Oncology/Hematology (Internal Medicine)	30,958	0.62	77,628	1.24	19,673	0	128,259	0	128,259
36-5234-2408888 Oncology/Hematology (Internal Medicine)	0	0.00	17,061	0.26	3,090	0	20,151	0	20,151
36-5234-2411888 Oncology/Hematology (Internal Medicine)	1,694	0.03	0	0.00	306	0	2,000	0	2,000
36-5234-2414001 Oncology/Hematology (Internal Medicine)	0	0.00	3,633	0.05	658	0	4,291	0	4,291
36-5235-2001888 Clinical Trials Office	0	0.00	7,758	0.15	1,405	0	9,163	0	9,163
36-5235-2008888 Clinical Trials Office	0	0.00	19,513	0.25	3,535	0	23,048	0	23,048
36-5235-2009888 Clinical Trials Office	5,901	0.05	47,679	1.00	9,707	0	63,287	0	63,287
36-5235-2018888 Clinical Trials Office	0	0.00	25,604	0.30	4,639	0	30,243	0	30,243
36-5237-2158013 CFF Center Adult Program	18,960	0.16	4,512	0.10	4,252	0	27,724	0	27,724
36-5237-2243001 Pulmonary (Internal Medicine)	1,803	0.04	0	0.00	328	0	2,131	0	2,131
36-5237-2248004 Network Management Core (NEMO) for the P	5,618	0.03	0	0.00	1,018	0	6,636	0	6,636
36-5237-2250888 Pulmonary (Internal Medicine)	3,738	0.03	0	0.00	677	0	4,415	0	4,415
36-5237-2258001 Pulmonary (Internal Medicine)	3,738	0.03	0	0.00	677	0	4,415	0	4,415
36-5237-2262001 Pulmonary (Internal Medicine)	11,479	0.10	33,283	0.64	8,111	0	52,873	0	52,873
36-5237-2270888 Pulmonary (Internal Medicine)	1,246	0.01	0	0.00	225	0	1,471	0	1,471
36-5237-2271001 Pulmonary (Internal Medicine)	9,363	0.05	0	0.00	1,696	0	11,059	0	11,059
36-5237-2272001 Pulmonary (Internal Medicine)	17,792	0.16	0	0.00	3,223	0	21,015	0	21,015
36-5237-2274001 Pulmonary (Internal Medicine)	1,246	0.01	0	0.00	225	0	1,471	0	1,471
36-5237-2275888 Pulmonary (Internal Medicine)	3,053	0.03	8,557	0.10	2,103	0	13,713	0	13,713

COST OBJECT LISTING BY SUB PROGRAM  
2019-2020 GENERAL OPERATING BUDGET  
UNIVERSITY OF NEBRASKA MEDICAL CENTER

SUBPROGRAM #/NAME: 52 College of Medicine

UNMC-Trust-Grant/Cont/Loan/End-738 Trust/Restricted

COST OBJECT	Dollar	FACULTY	NON FACULTY		EMPLOYEE BENEFITS	PERSONAL	TOTAL	TOTAL	TOTAL	
		FTE	Dollar	FTE		SERVICE CREDITS	PERSONAL SERVICES	OPERATING EXPENSES		
36-5241-2036888	A 5-Year Prospective Observational Regis	0	0.00	3,540	0.06	643	0	4,183	0	4,183
36-5241-2046001	Rheumatology (Internal Medicine)	0	0.00	750	0.01	137	0	887	0	887
36-5241-2053002	Investigations in Gout; Hyperuricemia; a	9,350	0.08	0	0.00	1,694	0	11,044	0	11,044
36-5241-2054001	Rheumatology (Internal Medicine)	50,443	0.48	36,913	0.64	15,826	0	103,182	0	103,182
36-5241-2056001	Rheumatology (Internal Medicine)	39,437	0.87	0	0.00	7,144	0	46,581	0	46,581
36-5241-2058001	Rheumatology (Internal Medicine)	5,720	0.05	24,049	0.40	5,393	0	35,162	0	35,162
36-5250-2030001	Neurological Sciences (Internal Medicine)	7,600	0.13	0	0.00	1,378	0	8,978	0	8,978
36-5250-2044001	Long-term; prospective; multinational; p	4,000	0.05	0	0.00	725	0	4,725	0	4,725
36-5250-2055888	Neurological Sciences (Internal Medicine)	3,040	0.01	0	0.00	552	0	3,592	0	3,592
36-5250-2057001	Neurological Sciences (Internal Medicine)	0	0.00	68,417	0.93	12,395	0	80,812	0	80,812
36-5250-2058001	Neurological Sciences (Internal Medicine)	0	0.00	5,547	0.08	1,005	0	6,552	0	6,552
36-5250-2062003	Exploring the Neurological Basis of Dysp	12,703	0.08	26,121	1.00	7,034	0	45,858	0	45,858
36-5250-2063001	Neurological Sciences (Internal Medicine)	2,550	0.03	0	0.00	463	0	3,013	0	3,013
36-5250-2065002	Neurological Sciences (Internal Medicine)	42,078	0.48	77,788	2.50	21,717	0	141,583	0	141,583
36-5250-2066001	Neurological Sciences (Internal Medicine)	2,550	0.03	0	0.00	463	0	3,013	0	3,013
36-5250-2068001	Neurological Sciences (Internal Medicine)	6,625	0.15	0	0.00	1,201	0	7,826	0	7,826
36-5250-2072888	Neurological Sciences (Internal Medicine)	28,000	0.26	133,369	1.95	29,234	0	190,603	0	190,603
36-5250-2085001	Neurological Sciences (Internal Medicine)	1,824	0.01	0	0.00	331	0	2,155	0	2,155
36-5250-2088001	Neurological Sciences (Internal Medicine)	0	0.00	6,141	0.05	1,113	0	7,254	0	7,254
36-5250-2089001	Neurological Sciences (Internal Medicine)	0	0.00	24,890	0.50	4,510	0	29,400	0	29,400
36-5250-2091001	Neurological Sciences (Internal Medicine)	77,442	1.10	71,064	2.03	26,905	0	175,411	0	175,411
36-5250-2093001	Neurological Sciences (Internal Medicine)	0	0.00	11,306	0.30	2,049	0	13,355	0	13,355
36-5250-2094001	Neurological Sciences (Internal Medicine)	0	0.00	7,537	0.20	1,365	0	8,902	0	8,902
36-5250-2096001	Neurological Sciences (Internal Medicine)	21,675	0.43	0	0.00	3,927	0	25,602	0	25,602
36-5260-2018002	Novel Mechanisms of Cervical Cancer Deve	12,336	0.08	0	0.00	2,234	0	14,570	0	14,570
36-5260-2019001	OB/GYN	15,650	0.08	0	0.00	2,836	0	18,486	0	18,486
36-5260-2019002	The Hippo/YAP Signaling Pathway in Ovari	8,711	0.07	0	0.00	1,578	0	10,289	0	10,289
36-5260-2020002	Role of Glycosylation in FSH Signaling i	50,298	0.28	87,209	1.83	24,912	0	162,419	0	162,419
36-5269-2000001	OB/GYN	287,604	3.00	199,822	3.00	88,304	0	575,730	0	575,730
36-5270-2140001	Ophthalmology	0	0.00	18,725	0.40	3,393	0	22,118	0	22,118
36-5270-2157888	Ophthalmology	2,700	0.06	18,725	0.40	3,880	0	25,305	0	25,305
36-5270-2161001	Ophthalmology	22,144	0.13	0	0.00	4,011	0	26,155	0	26,155
36-5270-2163001	Ophthalmology	17,074	0.16	11,824	0.25	5,235	0	34,133	0	34,133
36-5270-2164001	Ophthalmology	64,082	0.67	9,208	0.20	13,277	0	86,567	0	86,567
36-5280-2094002	Brittle Bone Disorders Consortium of the	1,901	0.05	18,004	0.23	3,605	0	23,510	0	23,510
36-5280-2105001	Orthopaedic Surgery	33,812	0.21	6,851	0.10	7,367	0	48,030	0	48,030
36-5280-2106001	Orthopaedic Surgery	8,986	0.06	5,612	0.10	2,646	0	17,244	0	17,244
37-5201-2005001	Boedeker Res UMA	0	0.00	25,000	0.50	4,529	0	29,529	0	29,529
37-5201-4002001	Anesthesiology	806,408	18.67	0	0.00	146,096	0	952,504	0	952,504
37-5210-1001107	FOUNDATION FUND	40,600	0.72	0	0.00	7,356	0	47,956	0	47,956
37-5210-9110001	Family Practice Prof Svs Fees	68,080	0.64	0	0.00	12,334	0	80,414	0	80,414
37-5220-1003002	Bmt-Operating	22,000	0.44	0	0.00	3,986	0	25,986	0	25,986
37-5220-9310001	Div of DEM Prof Svs Fees	0	0.00	49,804	1.00	9,024	0	58,828	0	58,828
37-5220-9510001	Div of GIM Prof Svs Fees	93,213	1.50	0	0.00	16,886	0	110,099	0	110,099
37-5220-9610001	Div Of C G Prof Svs Fees	0	0.00	38,760	1.00	7,022	0	45,782	0	45,782
37-5220-9710001	Div Of Id Pro Svs Fees	8,672	0.09	34,024	0.47	7,735	0	50,431	0	50,431
37-5220-9810001	Div of Onc Prof Svs Fees	0	0.00	52,020	0.75	9,425	0	61,445	0	61,445
37-5224-1003001	Cardiology Prof Svc Fees	4,856	0.05	0	0.00	880	0	5,736	0	5,736
37-5224-2005001	Cardiology Research	51,100	1.00	0	0.00	9,258	0	60,358	0	60,358
37-5224-2015001	Cardiology	0	0.00	47,679	1.00	8,639	0	56,318	0	56,318
37-5224-2016001	Internal Medicine -Cardiology	0	0.00	14,468	0.25	2,620	0	17,088	0	17,088

COST OBJECT LISTING BY SUB PROGRAM  
2019-2020 GENERAL OPERATING BUDGET  
UNIVERSITY OF NEBRASKA MEDICAL CENTER

SUBPROGRAM #/NAME: 52 College of Medicine

UNMC-Trust-Grant/Cont/Loan/End-738 Trust/Restricted

COST OBJECT	Dollar	FACULTY	NON FACULTY		EMPLOYEE BENEFITS	PERSONAL	TOTAL	TOTAL	TOTAL	
		FTE	Dollar	FTE		SERVICE CREDITS	PERSONAL SERVICES	OPERATING EXPENSES		
37-5224-2020001	Int Med - Cardiovascular Medicine	64,002	0.70	0	0.00	11,595	0	75,597	0	75,597
37-5224-2023001	IM-Cardiology	99,794	0.90	0	0.00	18,079	0	117,873	0	117,873
37-5226-2003001	Bly Memorial Research Fund	27,239	0.33	14,112	0.30	7,491	0	48,842	0	48,842
37-5226-2006001	UN Foundation	7,756	0.07	0	0.00	1,405	0	9,161	0	9,161
37-5226-2009001	Internal Medicine - DEM	296	0.01	0	0.00	53	0	349	0	349
37-5226-4001001	Desouza Educ / Research	5,000	0.10	7,209	0.10	2,212	0	14,421	0	14,421
37-5228-1005001	Geriatrics	3,600	0.07	0	0.00	653	0	4,253	0	4,253
37-5228-3004001	IM-Geriatrics	0	0.00	15,908	0.35	2,883	0	18,791	0	18,791
37-5228-4001001	Geriatrics	24,838	0.38	0	0.00	4,500	0	29,338	0	29,338
37-5228-4003001	Internal Medicine	100,784	0.57	0	0.00	18,260	0	119,044	0	119,044
37-5229-2005001	Clinical Research Development Fund	37,184	0.33	57,604	1.11	17,173	0	111,961	0	111,961
37-5229-3001001	Int Med/Sorrell	40,100	0.65	0	0.00	7,265	0	47,365	0	47,365
37-5232-1008001	IDEAS DEVELOPMENT FUND	0	0.00	5,045	0.10	914	0	5,959	0	5,959
37-5232-2014001	IM / Infectious Disease	0	0.00	16,575	0.25	3,004	0	19,579	0	19,579
37-5234-2021001	Lymphoma Salaries	20,000	0.01	60,003	1.00	14,493	0	94,496	0	94,496
37-5234-2032001	Hematologic Malignancy Research Fund	45,999	0.85	90,295	1.85	24,691	0	160,985	0	160,985
37-5234-2037001	Oncology/Hematology	0	0.00	48,759	1.00	8,833	0	57,592	0	57,592
37-5234-2041001	IM-Oncology/Hematology	10,000	0.18	0	0.00	1,812	0	11,812	0	11,812
37-5234-2042001	IM-Oncology/Hematology	0	0.00	112,513	2.00	20,384	0	132,897	0	132,897
37-5234-2049001	IM-Oncology/Hematology	0	0.00	36,516	1.00	6,616	0	43,132	0	43,132
37-5235-4000001	F&PB Cancer Center Clinical Trials	0	0.00	99,508	2.36	18,028	0	117,536	0	117,536
37-5237-2013001	Rennard Research	53,920	0.90	0	0.00	9,769	0	63,689	0	63,689
37-5237-4002001	Pulmonary	0	0.00	27,682	0.55	5,015	0	32,697	0	32,697
37-5240-9110001	Neph Dev-GENERAL	55,085	0.38	0	0.00	9,980	0	65,065	0	65,065
37-5241-1002001	Rheumatology Pro Svcs Fees	6,500	0.06	0	0.00	1,178	0	7,678	0	7,678
37-5241-2004001	Rheumatology	2,165	0.02	231,324	4.27	42,300	0	275,789	0	275,789
37-5241-2020001	IM-Rheumatology	0	0.00	36,000	0.95	6,522	0	42,522	0	42,522
37-5250-2001001	Neurological Sciences	125,544	0.51	0	0.00	22,745	0	148,289	0	148,289
37-5250-2008001	Neuro Sciences	0	0.00	15,750	0.30	2,855	0	18,605	0	18,605
37-5250-8000001	IM-Neurological Sciences	47,118	0.37	0	0.00	8,536	0	55,654	0	55,654
37-5250-9110001	Main Profess Account	0	0.00	12,084	0.00	2,189	0	14,273	0	14,273
37-5250-9110016	Wilson Development	0	0.00	7,993	0.15	1,448	0	9,441	0	9,441
37-5261-2001001	Leland & Dorothy Olson Ctr Women's Hlth	0	0.00	28,000	0.50	5,073	0	33,073	0	33,073
37-5261-2001003	Medical Interpretation Project	76,500	0.75	38,556	1.00	20,844	0	135,900	0	135,900
37-5261-2001011	Olson Center/Womens Health Res Ctr	0	0.00	139,694	2.70	25,307	0	165,001	0	165,001
37-5261-2001012	Olson Center/Research Center-Davis	22,262	0.11	25,755	0.50	8,700	0	56,717	0	56,717
37-5262-2003001	McGoogan Professorship	31,775	0.23	0	0.00	5,756	0	37,531	0	37,531
37-5270-2014001	Ophthalmology	0	0.00	32,222	0.70	5,837	0	38,059	0	38,059
37-5270-2015001	Ophthalmology	48,414	0.60	69,349	1.47	21,336	0	139,099	0	139,099
37-5270-3004001	Ophthalmology	33,000	0.55	201,164	3.10	42,423	0	276,587	0	276,587
37-5270-9110001	Ophthalmology	41,180	0.99	0	0.00	7,461	0	48,641	0	48,641
37-5270-9110002	CSP Dept Tax	0	0.00	2,387	0.05	433	0	2,820	0	2,820
37-5270-9110998	COSTSHARE/ 36-5310-2015-002	520	0.01	0	0.00	95	0	615	0	615
37-5280-2010001	Hixson Sub-Fund Orthopaedic Research	210,804	1.46	145,021	2.37	64,464	0	420,289	0	420,289
37-5280-2014001	Orthopaedic Surgery	0	0.00	17,531	0.08	3,176	0	20,707	0	20,707
37-5280-2015001	Orthopaedic Surgery & Rehabilitation	54,315	0.59	0	0.00	9,839	0	64,154	0	64,154
37-5280-3001001	Orthopaedic Surgery	2,600	0.06	0	0.00	472	0	3,072	0	3,072
37-5280-3002001	Orthopaedic Surgery	354,358	3.95	172,204	2.32	95,396	0	621,958	0	621,958
37-5280-9210001	Orthopaedic Surgery	0	0.00	9,185	0.25	1,664	0	10,849	0	10,849
<b>TOTAL</b>	<b>4,148,003</b>	<b>56.69</b>	<b>5,810,501</b>	<b>102.93</b>	<b>1,804,184</b>	<b>0</b>	<b>11,762,688</b>	<b>0</b>	<b>11,762,688</b>	

COST OBJECT LISTING BY SUB PROGRAM  
2019-2020 GENERAL OPERATING BUDGET  
UNIVERSITY OF NEBRASKA MEDICAL CENTER

**SUBPROGRAM #/NAME: 52 College of Medicine**

**UNMC-Auxiliary-739 Auxiliaries & Services/Restricted**

COST OBJECT	Dollar	FACULTY		NON FACULTY		EMPLOYEE BENEFITS	PERSONAL SERVICE CREDITS	TOTAL PERSONAL SERVICES	TOTAL OPERATING EXPENSES	TOTAL
		FTE	Dollar	FTE	Dollar					
33-5220-0302 Engage Wellness Prg	0	0.00	106,559	2.65	24,420	0	130,979	0	130,979	
33-5250-1000 CAMRI Core	0	0.00	69,360	1.00	15,894	0	85,254	0	85,254	
<b>TOTAL</b>	<b>0</b>	<b>0.00</b>	<b>175,919</b>	<b>3.65</b>	<b>40,314</b>	<b>0</b>	<b>216,233</b>	<b>0</b>	<b>216,233</b>	
<b>SUB PROGRAM TOTAL</b>	<b>15,656,587</b>	<b>185</b>	<b>12,924,896</b>	<b>227</b>	<b>5,517,450</b>	<b>0</b>	<b>34,098,933</b>	<b>0</b>	<b>34,098,933</b>	

**SUBPROGRAM #/NAME: 53 College of Medicine**

**UNMC-State General Fund-731 State & University Generated/Unrestricted**

COST OBJECT	Dollar	FACULTY		NON FACULTY		EMPLOYEE BENEFITS	PERSONAL SERVICE CREDITS	TOTAL PERSONAL SERVICES	TOTAL OPERATING EXPENSES	TOTAL
		FTE	Dollar	FTE	Dollar					
31-5301-0001 Pathology/Microbiology	1,044,894	9.43	1,022,332	16.30	484,806	0	2,552,032	0	2,552,032	
31-5310-0000 Pediatrics-Pediatrics Administration	2,619,115	46.32	31,500	0.00	642,087	0	3,292,702	0	3,292,702	
31-5310-3045 COSTSHARING/ 36-5322-2001-001	3,528	0.02	0	0.00	868	0	4,396	0	4,396	
31-5310-3092 COSTSHARING/ 36-5318-2012-001	5,001	0.03	0	0.00	0	0	5,001	0	5,001	
31-5310-3104 COSTSHARING/ 36-5318-2019-001	43,675	0.02	0	0.00	0	0	43,675	0	43,675	
31-5310-3106 COSTSHARING/ 36-0115-1005-006	9,229	0.22	0	0.00	2,270	0	11,499	0	11,499	
31-5310-3107 COSTSHARING/ 36-5322-1001-001	1,896	0.04	0	0.00	466	0	2,362	0	2,362	
31-5315-0001 Perinatal Qual Impro	1,870	0.02	30,151	0.57	7,876	0	39,897	0	39,897	
31-5316-6005 CF Newb Screen Agrmt	0	0.00	1,457	0.02	358	0	1,815	0	1,815	
31-5321-0001 Metabolic Formula	5,462	0.04	0	0.00	1,343	0	6,805	0	6,805	
31-5330-0001 Psychiatry Instruction	1,263,606	16.03	721,728	10.05	354,142	0	2,339,476	0	2,339,476	
31-5330-0110 Behavioral Hlth Education Ctr Residency	0	0.00	323,329	6.70	15,360	0	338,689	88,184	426,873	
31-5330-0120 BHECN Telehealth	20,763	0.15	0	0.00	0	0	20,763	47,263	68,026	
31-5330-0130 BHECN Interprof Edu	0	0.00	0	0.00	0	0	0	88,054	88,054	
31-5330-0140 BHECN Residencies	15,603	0.10	15,471	0.25	3,839	0	34,913	157,482	192,395	
31-5330-0150 BHECN Workforce Analysis	0	0.00	62,631	0.90	11,984	0	74,615	106,848	181,463	
31-5330-0170 BHECN Administration	90,443	1.19	169,036	2.33	219,734	0	479,213	42,145	521,358	
31-5330-0190 LB242 BhvHlth-Corrections	39,685	0.10	394,249	1.36	9,262	0	443,196	354,263	797,459	
31-5340-0001 Radiation Oncology - Instruction	53,237	0.48	10,000	0.00	16,202	0	79,439	0	79,439	
31-5350-0001 Radiology Instruction	496,143	4.44	241,647	4.08	163,563	0	901,353	0	901,353	
31-5350-3001 COSTSHARING/ 34-2005-2131-001	55,331	0.01	0	0.00	0	0	55,331	0	55,331	
31-5360-0001 Surgery Instruction	1,478,444	14.37	1,213,885	16.16	595,156	0	3,287,485	0	3,287,485	
31-5370-0001 Emergency Medicine	610,453	7.41	63,690	0.84	133,282	0	807,425	0	807,425	
31-5385-0001 Neurosurgery	96,158	0.22	0	0.00	2,170	0	98,328	0	98,328	
31-5390-0001 Physical Med & Rehab	41,101	0.89	0	0.00	10,111	0	51,212	0	51,212	
<b>TOTAL</b>	<b>7,995,637</b>	<b>101.51</b>	<b>4,301,106</b>	<b>59.56</b>	<b>2,674,879</b>	<b>0</b>	<b>14,971,622</b>	<b>884,239</b>	<b>15,855,861</b>	

**UNMC-Federal Letter of Credit-736 Federal/Restricted**

COST OBJECT	Dollar	FACULTY		NON FACULTY		EMPLOYEE BENEFITS	PERSONAL SERVICE CREDITS	TOTAL PERSONAL SERVICES	TOTAL OPERATING EXPENSES	TOTAL
		FTE	Dollar	FTE	Dollar					
34-5301-2071210 Staphylococcal Biofilm Admin Core C	19,230	0.11	54,159	1.03	12,268	0	85,657	0	85,657	
34-5301-2071310 Staphylococcal Biofilm Project 1	119,583	1.27	27,280	0.49	24,551	0	171,414	0	171,414	
34-5301-2071410 Staphylococcal Biofilm Project 2	57,690	0.37	50,258	1.00	18,046	0	125,994	0	125,994	
34-5301-2071510 Staphylococcal Biofilm Project 3 U of CO	9,615	0.05	0	0.00	1,608	0	11,223	0	11,223	
34-5301-2071610 Staphylococcal Biofilm Project 4	57,690	0.32	65,357	1.00	20,569	0	143,616	0	143,616	
34-5301-2072001 Pathology/Microbiology	67,819	0.55	47,679	1.00	19,307	0	134,805	0	134,805	
34-5301-2075001 Pathology/Microbiology	43,575	0.33	103,072	2.00	24,515	0	171,162	0	171,162	
34-5301-2077103 Deploying ONC national Standards in Supp	9,800	0.09	11,920	0.25	3,632	0	25,352	0	25,352	
34-5301-2079002 Molecular diagnostic and prognostic sign	1,896	0.02	0	0.00	317	0	2,213	0	2,213	



COST OBJECT LISTING BY SUB PROGRAM  
2019-2020 GENERAL OPERATING BUDGET  
UNIVERSITY OF NEBRASKA MEDICAL CENTER

**SUBPROGRAM #/NAME: 53 College of Medicine**

**UNMC-Federal Letter of Credit-736 Federal/Restricted**

COST OBJECT	Dollar	FACULTY		NON FACULTY		EMPLOYEE BENEFITS	PERSONAL SERVICE CREDITS	TOTAL PERSONAL SERVICES	TOTAL OPERATING EXPENSES	TOTAL
		FTE	Dollar	FTE	Dollar					
34-5301-2081001	44,064	0.36	91,131	2.00	22,599	0	157,794	0	157,794	
34-5301-2082001	74,081	0.90	0	0.00	12,385	0	86,466	0	86,466	
34-5301-2083001	53,036	0.41	87,394	2.00	23,475	0	163,905	0	163,905	
34-5301-2084001	16,294	0.10	0	0.00	2,723	0	19,017	0	19,017	
34-5301-2085101	24,064	0.16	59,599	1.25	13,987	0	97,650	0	97,650	
34-5301-2086001	39,832	0.34	20,702	0.50	10,120	0	70,654	0	70,654	
34-5301-2087001	35,578	0.40	47,679	1.00	13,917	0	97,174	0	97,174	
34-5301-2089001	27,016	0.16	118,189	2.00	24,273	0	169,478	0	169,478	
34-5301-2090001	48,698	0.70	53,550	1.00	17,093	0	119,341	0	119,341	
34-5301-2092007	29,288	0.25	68,380	1.50	16,327	0	113,995	0	113,995	
34-5311-3012005	45,839	0.33	158,211	2.47	34,110	0	238,160	0	238,160	
34-5311-3016004	30,173	0.21	118,079	1.79	24,783	0	173,035	0	173,035	
34-5311-3017002	12,750	0.10	116,138	1.77	21,547	0	150,435	0	150,435	
34-5319-2012001	25,557	0.38	146,703	2.25	28,796	0	201,056	0	201,056	
34-5319-2013001	316	0.00	12,941	0.06	2,215	0	15,472	0	15,472	
34-5321-2003010	84,585	0.51	10,895	0.18	15,961	0	111,441	0	111,441	
34-5330-1002001	0	0.00	27,400	0.49	4,579	0	31,979	0	31,979	
34-5330-3000001	67,415	0.42	90,026	1.24	26,319	0	183,760	0	183,760	
34-5330-3001001	9,302	0.06	27,899	0.29	6,219	0	43,420	0	43,420	
34-5330-3002001	27,702	0.26	12,648	0.20	6,745	0	47,095	0	47,095	
34-5350-2012009	29,764	0.29	21,989	0.40	8,652	0	60,405	0	60,405	
34-5350-2027018	25,512	0.24	14,985	0.36	6,770	0	47,267	0	47,267	
34-5350-2028001	88,712	1.20	20,275	0.49	18,219	0	127,206	0	127,206	
34-5360-2066005	53,728	0.75	10,938	0.15	26,211	0	90,877	0	90,877	
34-5360-2067001	198,155	2.37	173,746	3.45	62,170	0	434,071	0	434,071	
34-5360-2069001	61,650	1.05	32,396	0.75	15,721	0	109,767	0	109,767	
34-5360-2076001	44,850	0.59	47,679	1.00	15,468	0	107,997	0	107,997	
34-5360-2077002	72,761	0.32	123,275	2.49	32,771	0	228,807	0	228,807	
34-5360-2078001	39,076	0.28	65,618	1.30	17,502	0	122,196	0	122,196	
34-5360-2079001	24,840	0.34	66,770	1.50	15,315	0	106,925	0	106,925	
34-5370-2002001	133,255	1.68	0	0.00	22,275	0	155,530	0	155,530	
34-5370-2003001	94,901	1.10	0	0.00	15,864	0	110,765	0	110,765	
<b>TOTAL</b>	<b>1,949,692</b>	<b>19.35</b>	<b>2,204,960</b>	<b>40.64</b>	<b>709,924</b>	<b>0</b>	<b>4,864,576</b>	<b>0</b>	<b>4,864,576</b>	

**UNMC-Federal Advance-737 Federal/Restricted**

COST OBJECT	Dollar	FACULTY		NON FACULTY		EMPLOYEE BENEFITS	PERSONAL SERVICE CREDITS	TOTAL PERSONAL SERVICES	TOTAL OPERATING EXPENSES	TOTAL
		FTE	Dollar	FTE	Dollar					
35-5301-2019001	9,792	0.08	0	0.00	1,638	0	11,430	0	11,430	
35-5301-2020001	10,196	0.08	0	0.00	1,703	0	11,899	0	11,899	
35-5301-2022002	0	0.00	21,092	0.44	3,526	0	24,618	0	24,618	
35-5360-2013001	1,998	0.01	40,381	0.68	21,194	0	63,573	0	63,573	
35-5370-2000001	14,131	0.00	0	0.00	2,362	0	16,493	0	16,493	
<b>TOTAL</b>	<b>36,117</b>	<b>0.18</b>	<b>61,473</b>	<b>1.12</b>	<b>30,423</b>	<b>0</b>	<b>128,013</b>	<b>0</b>	<b>128,013</b>	

**UNMC-Trust-Grant/Cont/Loan/End-738 Trust/Restricted**

COST OBJECT	Dollar	FACULTY		NON FACULTY		EMPLOYEE BENEFITS	PERSONAL SERVICE CREDITS	TOTAL PERSONAL SERVICES	TOTAL OPERATING EXPENSES	TOTAL
		FTE	Dollar	FTE	Dollar					
36-5301-2127016	35,241	0.28	324,880	5.67	65,243	0	425,364	0	425,364	
36-5301-2327101	17,860	0.10	0	0.00	3,235	0	21,095	0	21,095	
36-5301-2335001	227,885	2.00	0	0.00	41,286	0	269,171	0	269,171	

COST OBJECT LISTING BY SUB PROGRAM  
2019-2020 GENERAL OPERATING BUDGET  
UNIVERSITY OF NEBRASKA MEDICAL CENTER

SUBPROGRAM #/NAME: 53 College of Medicine

UNMC-Trust-Grant/Cont/Loan/End-738 Trust/Restricted

COST OBJECT	Dollar	FACULTY	NON FACULTY		EMPLOYEE BENEFITS	PERSONAL	TOTAL	TOTAL	TOTAL	
		FTE	Dollar	FTE		SERVICE CREDITS	PERSONAL SERVICES	OPERATING EXPENSES		
36-5301-2357001	Clinical Effectiveness of Conventional V	3,740	0.05	0	0.00	679	0	4,419	0	4,419
36-5301-2365001	Pathology/Microbiology	1,870	0.02	0	0.00	339	0	2,209	0	2,209
36-5301-2369001	Pathology/Microbiology	8,575	0.11	0	0.00	1,555	0	10,130	0	10,130
36-5301-2371001	Pathology/Microbiology	6,960	0.09	0	0.00	1,260	0	8,220	0	8,220
36-5301-2372001	Pathology/Microbiology	173,992	0.95	36,000	0.50	38,044	0	248,036	0	248,036
36-5301-2373001	Pathology/Microbiology	0	0.00	36,000	0.50	6,522	0	42,522	0	42,522
36-5301-2374001	Pathology/Microbiology	41,836	0.41	56,867	0.93	17,882	0	116,585	0	116,585
36-5301-2375001	Pathology/Microbiology	180,540	1.00	0	0.00	32,709	0	213,249	0	213,249
36-5301-2376001	Pathology/Microbiology	1,786	0.01	88,333	2.00	16,328	0	106,447	0	106,447
36-5301-2378001	Pathology/Microbiology	20,970	0.17	0	0.00	3,799	0	24,769	0	24,769
36-5310-2018001	Pediatrics	31,000	0.69	24,960	0.60	10,137	0	66,097	0	66,097
36-5311-2007001	Pediatrics	0	0.00	18,039	0.29	3,268	0	21,307	0	21,307
36-5311-3019001	Pediatrics	8,828	0.04	0	0.00	1,600	0	10,428	0	10,428
36-5311-3021001	Pediatrics	2,550	0.02	61,448	0.80	11,595	0	75,593	0	75,593
36-5311-3022002	AMCHP IM ColIN SDOH	0	0.00	9,517	0.10	1,726	0	11,243	0	11,243
36-5311-3023001	Pediatrics	1,275	0.01	14,276	0.15	2,818	0	18,369	0	18,369
36-5311-3024001	Pediatrics	2,550	0.02	6,416	0.10	1,624	0	10,590	0	10,590
36-5311-3025001	Pediatrics	6,375	0.05	193,259	3.12	36,167	0	235,801	0	235,801
36-5311-3026001	Pediatrics	3,825	0.03	20,518	0.30	4,409	0	28,752	0	28,752
36-5311-3027001	Pediatrics	3,825	0.03	24,614	0.35	5,153	0	33,592	0	33,592
36-5312-2012002	Anti-TNF Monotherapy versus Combination	1,870	0.04	0	0.00	339	0	2,209	0	2,209
36-5312-2013001	Pediatrics	7,234	0.05	11,512	0.15	3,396	0	22,142	0	22,142
36-5313-2064001	Pediatrics	4,793	0.05	0	0.00	868	0	5,661	0	5,661
36-5313-3005023	Nebraska Regional Hemophilia Treatment C	3,480	0.03	0	0.00	630	0	4,110	0	4,110
36-5313-3007005	Heartland Sickle Cell Disease Network	12,200	0.10	6,525	0.10	3,393	0	22,118	0	22,118
36-5314-2015888	Pediatrics	2,607	0.06	0	0.00	473	0	3,080	0	3,080
36-5315-2007888	Pediatrics	5,111	0.05	0	0.00	925	0	6,036	0	6,036
36-5315-2008888	Pediatrics	2,556	0.02	0	0.00	464	0	3,020	0	3,020
36-5315-3001001	Pediatrics	0	0.00	94,981	0.92	17,207	0	112,188	0	112,188
36-5315-3003002	Perinatal Simulation Training	0	0.00	1,142	0.01	207	0	1,349	0	1,349
36-5316-2039011	Therapeutics Development Center Award	1,896	0.02	138,523	1.88	25,439	0	165,858	0	165,858
36-5316-2040002	EPIC Observational Study	0	0.00	4,803	0.07	871	0	5,674	0	5,674
36-5316-2056001	Pediatrics	1,815	0.02	3,706	0.05	1,001	0	6,522	0	6,522
36-5316-2061004	Additional Research Coordinator Award	0	0.00	28,491	0.40	5,162	0	33,653	0	33,653
36-5316-2066888	Pediatrics	0	0.00	7,238	0.09	1,310	0	8,548	0	8,548
36-5316-2067001	Pediatrics	3,203	0.07	16,612	0.25	3,590	0	23,405	0	23,405
36-5318-2016001	Pediatrics	179	0.00	0	0.00	33	0	212	0	212
36-5318-2021888	Pediatrics	3,494	0.08	0	0.00	633	0	4,127	0	4,127
36-5318-2022888	Pediatrics	2,502	0.06	0	0.00	453	0	2,955	0	2,955
36-5318-2025001	Pediatrics	9,255	0.23	0	0.00	1,677	0	10,932	0	10,932
36-5318-2026001	Pediatrics	9,255	0.23	0	0.00	1,677	0	10,932	0	10,932
36-5319-2034888	Pediatrics	508	0.01	0	0.00	92	0	600	0	600
36-5319-2039888	Pediatrics	4,264	0.04	0	0.00	773	0	5,037	0	5,037
36-5319-2041001	Pediatrics	1,723	0.04	0	0.00	312	0	2,035	0	2,035
36-5319-2045001	Pediatrics	2,033	0.01	1,372	0.02	615	0	4,020	0	4,020
36-5321-2014888	Pediatrics	7,551	0.04	0	0.00	1,368	0	8,919	0	8,919
36-5321-2019001	Pediatrics	29,569	0.20	0	0.00	5,357	0	34,926	0	34,926
36-5321-2021888	Pediatrics	2,651	0.02	0	0.00	481	0	3,132	0	3,132
36-5323-2013001	Pediatrics	0	0.00	3,889	0.05	705	0	4,594	0	4,594
36-5327-2002001	Pediatrics Hospitalist	2,500	0.06	0	0.00	453	0	2,953	0	2,953
36-5330-1005001	Psychiatry	74,930	1.58	38,177	0.52	20,491	0	133,598	0	133,598

COST OBJECT LISTING BY SUB PROGRAM  
2019-2020 GENERAL OPERATING BUDGET  
UNIVERSITY OF NEBRASKA MEDICAL CENTER

SUBPROGRAM #/NAME: 53 College of Medicine

UNMC-Trust-Grant/Cont/Loan/End-738 Trust/Restricted

COST OBJECT	Dollar	FACULTY	NON FACULTY		EMPLOYEE BENEFITS	PERSONAL	TOTAL	TOTAL	TOTAL	
		FTE	Dollar	FTE		SERVICE CREDITS	PERSONAL SERVICES	OPERATING EXPENSES		
36-5330-3005002	Project Echo	2,454	0.02	3,317	0.08	1,045	0	6,816	0	6,816
36-5340-2029001	Radiation Oncology	0	0.00	32,672	0.35	5,919	0	38,591	0	38,591
36-5340-2031001	Radiation Oncology	1,510	0.01	0	0.00	273	0	1,783	0	1,783
36-5340-2033001	Radiation Oncology	0	0.00	6,667	0.10	1,208	0	7,875	0	7,875
36-5360-2182888	Surgery	0	0.00	15,759	0.30	2,855	0	18,614	0	18,614
36-5360-2195888	Surgery	0	0.00	43,023	0.75	7,794	0	50,817	0	50,817
36-5360-2210001	Surgery	38,290	0.16	30,175	0.38	12,403	0	80,868	0	80,868
36-5360-2213888	Surgery	0	0.00	176,551	3.15	31,986	0	208,537	0	208,537
36-5360-2219001	Surgery	26,233	0.28	4,270	0.06	5,526	0	36,029	0	36,029
36-5360-2227001	Surgery	0	0.00	17,905	0.30	3,243	0	21,148	0	21,148
36-5360-2230001	Surgery	73,341	0.29	55,617	1.10	23,362	0	152,320	0	152,320
36-5360-2231001	Surgery	28,400	0.43	140,667	2.63	30,630	0	199,697	0	199,697
36-5360-2237001	Surgery	9,044	0.10	2,716	0.05	2,130	0	13,890	0	13,890
36-5360-2239001	Surgery	9,480	0.04	63,462	1.13	13,215	0	86,157	0	86,157
36-5360-2241001	Surgery	5,700	0.09	7,484	0.13	2,389	0	15,573	0	15,573
36-5360-2243001	Surgery	0	0.00	35,802	0.50	6,486	0	42,288	0	42,288
36-5360-3004001	Surgery	86,516	1.19	0	0.00	15,675	0	102,191	0	102,191
36-5370-2017001	Emergency Medicine	30,612	0.36	0	0.00	5,546	0	36,158	0	36,158
36-5380-2000001	Physical Medicine & Rehabilitation	7,333	0.07	0	0.00	1,329	0	8,662	0	8,662
37-5301-1004005	Program Development - Cook; Leah	0	0.00	47,679	1.00	8,639	0	56,318	0	56,318
37-5301-1004008	Unexpended - Cohen; Samuel	60,676	0.60	42,037	0.80	18,608	0	121,321	0	121,321
37-5301-1004011	Unexpended - Bridge; Julia	11,799	0.10	0	0.00	2,137	0	13,936	0	13,936
37-5301-1004026	Program Development - Fu; Kai	18,197	0.30	0	0.00	3,296	0	21,493	0	21,493
37-5301-1004069	Unexpended - Greiner; Tim	0	0.00	25,960	0.71	4,702	0	30,662	0	30,662
37-5301-1004073	Program Development - Murphy; Caitlin	0	0.00	23,338	0.50	4,227	0	27,565	0	27,565
37-5301-1004086	Program Development - Larson; Marilyn	0	0.00	37,363	1.00	6,769	0	44,132	0	44,132
37-5301-1004092	Program Development - Fey; Paul	0	0.00	91,188	1.00	16,520	0	107,708	0	107,708
37-5301-2005013	Cardio Vascular Registry	0	0.00	11,669	0.50	2,114	0	13,783	0	13,783
37-5301-2078001	Pathology	0	0.00	22,193	0.50	4,019	0	26,212	0	26,212
37-5301-3001001	State Lab	0	0.00	159,641	2.00	28,922	0	188,563	0	188,563
37-5301-9001001	Regional Pathology Services	39,093	0.32	1,582,118	34.95	293,710	0	1,914,921	0	1,914,921
37-5301-9001002	Molecular Diagnostics/Forensics	0	0.00	77,451	2.00	14,032	0	91,483	0	91,483
37-5301-9001004	RPS - Marketing	0	0.00	286,801	3.00	51,958	0	338,759	0	338,759
37-5301-9001005	RPS - Client Services	0	0.00	416,618	5.00	75,478	0	492,096	0	492,096
37-5301-9001006	RPS - Billing	0	0.00	412,902	9.00	74,804	0	487,706	0	487,706
37-5301-9110001	Pathology Prof Scs Fees	409,738	4.95	0	0.00	74,230	0	483,968	0	483,968
37-5305-2000009	Zheng Development	514	0.01	0	0.00	94	0	608	0	608
37-5305-2000016	Toews Development	0	0.00	44,321	0.65	8,029	0	52,350	0	52,350
37-5305-2000018	Monaghan Development	0	0.00	48,633	1.00	8,811	0	57,444	0	57,444
37-5305-2000032	Hu Development	3,500	0.00	0	0.00	635	0	4,135	0	4,135
37-5305-2000035	Guo Development	4,431	0.00	0	0.00	802	0	5,233	0	5,233
37-5305-2013001	JNIP (Journal of Neuroimmune Pharmacolog	0	0.00	11,821	0.20	2,141	0	13,962	0	13,962
37-5310-1005001	Graduate Education Program	0	0.00	111,887	2.00	20,271	0	132,158	0	132,158
37-5310-2003001	Pediatric Research	0	0.00	91,023	2.00	16,490	0	107,513	0	107,513
37-5310-4003001	Pediatrics Admin	5,226,584	83.60	17,876	0.15	951,050	0	6,195,510	0	6,195,510
37-5310-4003002	Institutional Affiliation - Haney	25,549	0.63	0	0.00	4,628	0	30,177	0	30,177
37-5310-4003968	COSTSHARE/ 36-5315-3003-002	1,986	0.02	0	0.00	359	0	2,345	0	2,345
37-5310-4003974	COSTSHARE/ 36-5315-2011-001	9,350	0.09	0	0.00	1,694	0	11,044	0	11,044
37-5310-4004001	Pediatrics	43,464	0.29	0	0.00	7,874	0	51,338	0	51,338
37-5310-9110001	Pediatrics Prof Svs Fees	0	0.00	612,299	7.98	110,928	0	723,227	0	723,227
37-5311-1009001	MCH EPI Conference Fees	1,275	0.01	8,190	0.12	1,714	0	11,179	0	11,179

COST OBJECT LISTING BY SUB PROGRAM  
 2019-2020 GENERAL OPERATING BUDGET  
 UNIVERSITY OF NEBRASKA MEDICAL CENTER

**SUBPROGRAM #/NAME: 53 College of Medicine**

**UNMC-Trust-Grant/Cont/Loan/End-738 Trust/Restricted**

COST OBJECT	Dollar	FACULTY		NON FACULTY		EMPLOYEE BENEFITS	PERSONAL SERVICE CREDITS	TOTAL PERSONAL SERVICES	TOTAL OPERATING EXPENSES	TOTAL
		FTE	Dollar	FTE	Dollar					
37-5311-1016001 Pediatrics Child Health	0	0.00	5,954	0.09	1,079	0	7,033	0	7,033	
37-5311-3000001 Pediatrics	0	0.00	16,064	0.26	2,910	0	18,974	0	18,974	
37-5312-9110001 Gastroenterology	0	0.00	50,392	1.00	9,129	0	59,521	0	59,521	
37-5313-3004002 Targeting Histone Chaperone FACT Complex	12,471	0.25	0	0.00	2,259	0	14,730	0	14,730	
37-5313-9110001 Hematology-Oncology	0	0.00	92,070	2.00	16,680	0	108,750	0	108,750	
37-5315-2005001 Pediatrics	78,744	1.00	48,960	1.00	23,136	0	150,840	0	150,840	
37-5316-2001001 Cyst Fib Research	0	0.00	51,715	0.71	9,369	0	61,084	0	61,084	
37-5316-9110001 Pulmonology	0	0.00	141,539	1.78	25,643	0	167,182	0	167,182	
37-5318-9110001 Cardiology	0	0.00	329,839	4.00	59,757	0	389,596	0	389,596	
37-5319-2013001 Pediatrics	0	0.00	13,576	0.30	2,461	0	16,037	0	16,037	
37-5319-3001001 Douglas County Health Dept	0	0.00	35,190	0.80	6,375	0	41,565	0	41,565	
37-5319-9110001 Infectious Disease	0	0.00	8,798	0.20	1,594	0	10,392	0	10,392	
37-5321-2005001 Pediatrics	0	0.00	37,779	1.00	6,844	0	44,623	0	44,623	
37-5321-9110001 Metabolism	0	0.00	26,979	0.60	4,887	0	31,866	0	31,866	
37-5322-1002002 Medical Student Curriculum	10,000	0.00	56,201	1.00	11,994	0	78,195	0	78,195	
37-5322-9110001 General Pediatrics	0	0.00	53,836	1.00	9,753	0	63,589	0	63,589	
37-5323-9110001 Endocrinology	0	0.00	249,824	2.50	45,260	0	295,084	0	295,084	
37-5327-2001001 Pediatrics	0	0.00	33,150	0.50	6,006	0	39,156	0	39,156	
37-5330-1001001 Anna Stake Psy Fellowship	0	0.00	60,542	0.60	10,969	0	71,511	0	71,511	
37-5330-1003007 Consultation Fund	17,040	0.17	0	0.00	3,088	0	20,128	0	20,128	
37-5330-1006001 Faculty-Managerial-Prof Enhance Prog	20,000	0.15	0	0.00	3,623	0	23,623	0	23,623	
37-5330-9110001 Psychiatry-Administration	0	0.00	17,089	0.25	3,095	0	20,184	0	20,184	
37-5330-9110005 Adult Psychiatry	101,373	0.67	31,418	0.20	24,057	0	156,848	0	156,848	
37-5340-2004001 Radiation Oncology	33,283	0.40	0	0.00	6,030	0	39,313	0	39,313	
37-5340-2005001 Radiation Oncology	0	0.00	16,802	0.18	3,044	0	19,846	0	19,846	
37-5340-4001002 Chi Zhang Research Fund	0	0.00	62,236	2.00	11,274	0	73,510	0	73,510	
37-5340-4003001 Radiation Oncology	0	0.00	23,660	0.49	4,287	0	27,947	0	27,947	
37-5340-4004001 Radiation Oncology	82,200	0.97	0	0.00	14,893	0	97,093	0	97,093	
37-5350-9110001 Radiology Prof Svs Fees- Walker	0	0.00	31,804	0.35	5,763	0	37,567	0	37,567	
37-5350-9210001 Div Of Nm Prof Svs Fees/Walker	190,000	2.14	0	0.00	34,422	0	224,422	0	224,422	
37-5350-9610001 Radiology	289,938	6.77	16,220	0.24	55,466	0	361,624	0	361,624	
37-5350-9710001 Radiology	0	0.00	2,600	0.05	472	0	3,072	0	3,072	
37-5360-2061001 Surgery	0	0.00	18,500	0.50	3,352	0	21,852	0	21,852	
37-5360-2070001 NU Foundation	0	0.00	5,824	0.10	1,055	0	6,879	0	6,879	
37-5360-2070003 WILMS TUMOR PROJECT	0	0.00	11,920	0.25	2,160	0	14,080	0	14,080	
37-5360-4000001 Surgery	45,300	1.00	17,831	0.26	11,437	0	74,568	0	74,568	
37-5360-4000002 Duncan	130,889	1.00	0	0.00	23,713	0	154,602	0	154,602	
37-5360-4000003 Hammel	85,517	1.00	0	0.00	15,494	0	101,011	0	101,011	
37-5360-4007001 Surgery	21,048	0.47	0	0.00	3,813	0	24,861	0	24,861	
37-5390-3001001 Physical Medicine&Rehabilitation	45,000	1.00	0	0.00	8,153	0	53,153	0	53,153	
<b>TOTAL</b>	<b>8,316,534</b>	<b>120.08</b>	<b>7,659,505</b>	<b>131.18</b>	<b>2,895,268</b>	<b>0</b>	<b>18,871,307</b>	<b>0</b>	<b>18,871,307</b>	

**UNMC-Auxiliary-739 State & University Generated/Unrestricted**

COST OBJECT	Dollar	FACULTY		NON FACULTY		EMPLOYEE BENEFITS	PERSONAL SERVICE CREDITS	TOTAL PERSONAL SERVICES	TOTAL OPERATING EXPENSES	TOTAL
		FTE	Dollar	FTE	Dollar					
31-5310-3103 COSTSHARING/ 36-5315-2010-001	27,765	0.26	0	0.00	0	0	27,765	0	27,765	
<b>TOTAL</b>	<b>27,765</b>	<b>0.26</b>	<b>0</b>	<b>0.00</b>	<b>0</b>	<b>0</b>	<b>27,765</b>	<b>0</b>	<b>27,765</b>	

COST OBJECT LISTING BY SUB PROGRAM  
2019-2020 GENERAL OPERATING BUDGET  
UNIVERSITY OF NEBRASKA MEDICAL CENTER

**SUBPROGRAM #/NAME: 53 College of Medicine**

**UNMC-Auxiliary-739 Auxiliaries & Services/Restricted**

COST OBJECT	Dollar	FACULTY	NON FACULTY		EMPLOYEE BENEFITS	PERSONAL SERVICE CREDITS	TOTAL PERSONAL SERVICES	TOTAL OPERATING EXPENSES	TOTAL	
		FTE	Dollar	FTE						
33-5301-0030	P3 Facility	0	0.00	0	0.00	0	0	21,683	21,683	
33-5301-0100	Path/Micro Deposit Clearing	110,000	1.00	0	0.00	25,208	0	135,208	135,208	
33-5301-0566	Elsevier Editor-In-Chief James Talamdge	0	0.00	44,628	1.00	10,227	0	54,855	225	
33-5301-1346	HLA Typing	0	0.00	244,600	3.50	56,055	0	300,655	128,000	
33-5301-3476	Public Health Lab Services	56,113	0.43	170,257	2.95	51,876	0	278,246	94,000	
33-5301-3477	Public Health Chemistry Services	0	0.00	68,406	1.13	15,676	0	84,082	53,124	
33-5301-3526	NPHL FTIR/RAMAN PT Program	0	0.00	0	0.00	0	0	1,259	1,259	
33-5301-5006	Tissue Science Facility	0	0.00	235,993	4.01	54,082	0	290,075	215,109	
33-5301-5007	Toxicology Testing	0	0.00	55,588	1.10	12,740	0	68,328	0	
33-5301-5008	Tuberculosis Cntrct	6,587	0.05	8,213	0.15	3,392	0	18,192	0	
33-5301-9999	DRC II Path/Micro	0	0.00	0	0.00	0	0	1,370,580	1,370,580	
33-5305-0001	Nebraska Neurosciences Lecture Series	0	0.00	0	0.00	0	0	13,340	13,340	
33-5305-0003	CNND Fees	15,000	0.09	84,583	1.68	22,822	0	122,405	86,000	
33-5305-0004	CNND General Supply Clearing Account	0	0.00	0	0.00	0	0	32,596	32,596	
33-5305-0006	DRC BL-3 Lab	0	0.00	0	0.00	0	0	21,000	21,000	
33-5305-0007	Confocal Microscope Core	0	0.00	0	0.00	0	0	2,369	2,369	
33-5305-0008	PEN SPECT Facility	0	0.00	0	0.00	0	0	1,500	1,500	
33-5305-0009	PEN Neuronal Tissue Core	0	0.00	0	0.00	0	0	3,000	3,000	
33-5305-0010	Trans Mouse Mod Core	13,571	0.21	21,961	0.50	8,144	0	43,676	0	
33-5340-1003	Rad/Onc Physics Discretionary Acct	13,560	0.04	0	0.00	3,108	0	16,668	18,000	
33-5340-1013	RTOG Cooperative Group	0	0.00	0	0.00	0	0	20,000	20,000	
33-5350-2222	Bioimaging Core Lab	0	0.00	44,940	1.01	10,299	0	55,239	2,500	
<b>TOTAL</b>		<b>214,831</b>	<b>1.83</b>	<b>979,169</b>	<b>17.02</b>	<b>273,629</b>	<b>0</b>	<b>1,467,629</b>	<b>2,084,285</b>	<b>3,551,914</b>
<b>SUB PROGRAM TOTAL</b>		<b>18,540,576</b>	<b>243</b>	<b>15,206,213</b>	<b>250</b>	<b>6,584,123</b>	<b>0</b>	<b>40,330,912</b>	<b>2,968,524</b>	<b>43,299,436</b>

**SUBPROGRAM #/NAME: 54 College of Public Health**

**UNMC-State General Fund-731 State & University Generated/Unrestricted**

COST OBJECT	Dollar	FACULTY	NON FACULTY		EMPLOYEE BENEFITS	PERSONAL SERVICE CREDITS	TOTAL PERSONAL SERVICES	TOTAL OPERATING EXPENSES	TOTAL
		FTE	Dollar	FTE					
31-5401-0001	Dean-College of Public Health	8,908	0.09	812,210	9.02	140,308	0	961,426	0
31-5401-0100	POE-COPH-College of Public Health	428,539	2.09	150,000	0.00	101,163	0	679,702	0
31-5401-0500	COPH Online Worldwide Edu Funds	0	0.00	334,142	4.23	82,199	0	416,341	0
31-5401-0540	Specific Hire	0	0.00	132,271	2.13	32,539	0	164,810	0
31-5401-2355	Dean's RHED Reallocation	0	0.00	5,000	0.00	0	0	5,000	0
31-5401-2385	Dean's CRHD Reallocation	0	0.00	5,000	0.00	1,230	0	6,230	0
31-5401-7011	COSTSHARING/ 36-0115-1005-006	1,267	0.01	0	0.00	311	0	1,578	0
31-5405-0200	Educational Programs-Educational Svcs	0	0.00	258,074	2.94	32,737	0	290,811	0
31-5405-0580	Educational Services	0	0.00	86,122	1.56	12,694	0	98,816	34,652
31-5407-0001	Office of Public Health Practice	0	0.00	101,302	1.59	24,920	0	126,222	0
31-5410-0001	Biostatistics	215,214	1.07	296,314	4.35	125,836	0	637,364	0
31-5410-0100	POE - Biostatistics	157,902	0.89	45,000	0.00	49,915	0	252,817	0
31-5410-0500	Biostatistics Online Worldwide Tuit	115,634	0.98	0	0.00	28,446	0	144,080	0
31-5410-2000	BIOS Grant Return	77,130	0.35	31,753	0.48	26,785	0	135,668	0
31-5420-0001	Environmental Agric & Occup Hlth Science	100,237	0.76	0	0.00	24,658	0	124,895	0
31-5420-0100	POE - EAOH	321,187	1.86	7,500	0.00	51,337	0	380,024	0
31-5420-0500	EAOH Online Worldwide Tuit	90,444	0.66	5,000	0.00	23,479	0	118,923	0
31-5420-2000	EAOH Grant Return	80,682	1.01	114,746	2.00	48,075	0	243,503	0
31-5420-7011	COSTSHARING 36-5420-2034-001	4,068	0.03	0	0.00	1,000	0	5,068	0

COST OBJECT LISTING BY SUB PROGRAM  
2019-2020 GENERAL OPERATING BUDGET  
UNIVERSITY OF NEBRASKA MEDICAL CENTER

**SUBPROGRAM #/NAME: 54 College of Public Health**

**UNMC-State General Fund-731 State & University Generated/Unrestricted**

COST OBJECT	Dollar	FACULTY	NON FACULTY		EMPLOYEE BENEFITS	PERSONAL SERVICE CREDITS	TOTAL PERSONAL SERVICES	TOTAL OPERATING EXPENSES	TOTAL	
		FTE	Dollar	FTE						
31-5430-0100	POE - EPI	500,512	3.22	114,893	0.38	111,846	0	727,251	0	727,251
31-5430-0200	POE CANCER DIRECTOR	0	0.00	255,000	2.53	52,179	0	307,179	0	307,179
31-5430-0500	EPI Online Worldwide Tuit	78,563	0.34	29,651	0.13	26,620	0	134,834	0	134,834
31-5430-0540	EPI Panigrahi Hire	302,145	2.54	0	0.00	74,327	0	376,472	0	376,472
31-5430-2000	EPI Grant Return	11,163	0.08	87,282	1.75	24,217	0	122,662	0	122,662
31-5430-7016	COSTSHARING 36-0401-2012-001	1,843	0.02	0	0.00	454	0	2,297	0	2,297
31-5430-7018	COSTSHARING/ 36-0115-1005-006	1,346	0.01	0	0.00	330	0	1,676	0	1,676
31-5440-0001	Health Services Admin & Research	237,153	2.02	0	0.00	58,340	0	295,493	0	295,493
31-5440-0100	POE - HSRA	335,704	2.81	17,500	0.00	86,888	0	440,092	0	440,092
31-5440-0500	HSRA Online Worldwide Tuit	56,800	0.41	39,535	0.83	23,698	0	120,033	0	120,033
31-5440-0560	POE-Patient Focused Applic of Clin & Hlt	176,741	1.00	38,682	0.67	9,516	0	224,939	0	224,939
31-5450-0100	POE - HPSBH	350,467	3.00	44,202	0.00	97,088	0	491,757	0	491,757
31-5450-0200	POE Buffet Early Ch	118,402	0.62	40,000	0.00	38,966	0	197,368	0	197,368
31-5450-0500	HPSBH Online Worldwide Tuit	163,705	1.26	0	0.00	40,271	0	203,976	0	203,976
31-5450-0540	HP Specific Hire	274,595	2.36	0	0.00	67,551	0	342,146	0	342,146
31-5450-2000	HPSBH Grant Return	212,267	1.79	163,550	2.76	52,217	0	428,034	0	428,034
31-5455-0501	RHEN - Allied Health	128,010	1.41	181,519	2.29	68,567	0	378,096	17,253	395,349
31-5455-0701	RHEN - College of Medicine	55,662	0.00	32,395	0.58	7,865	0	95,922	3,078	99,000
31-5455-0901	RHEN - Nursing	59,238	0.34	0	0.00	14,572	0	73,810	2,314	76,124
31-5455-1301	RHEN - Family Practice	113,036	0.70	93,923	1.10	48,578	0	255,537	10,162	265,699
31-5455-1501	RHEN - Special Programs	181,767	1.00	0	0.00	0	0	181,767	36,567	218,334
31-5455-1575	POE-RHEN-Health Science Programs	0	0.00	0	0.00	0	0	0	30,000	30,000
<b>TOTAL</b>	<b>4,960,331</b>	<b>34.72</b>	<b>3,522,566</b>	<b>41.32</b>	<b>1,711,722</b>	<b>0</b>	<b>10,194,619</b>	<b>134,026</b>	<b>10,328,645</b>	

**UNMC-Federal Letter of Credit-736 Federal/Restricted**

COST OBJECT	Dollar	FACULTY	NON FACULTY		EMPLOYEE BENEFITS	PERSONAL SERVICE CREDITS	TOTAL PERSONAL SERVICES	TOTAL OPERATING EXPENSES	TOTAL	
		FTE	Dollar	FTE						
34-5410-2004001	College of Public Health	24,570	0.18	0	0.00	4,107	0	28,677	0	28,677
34-5420-2006108	CS-CASH Admin and Planning Core	48,351	0.33	60,525	0.67	18,201	0	127,077	0	127,077
34-5420-2006118	Emerging Issues Program	15,106	0.11	0	0.00	2,525	0	17,631	0	17,631
34-5420-2006128	Health & Safety Risks-Immigrant Cattle	19,634	0.21	5,289	0.10	4,167	0	29,090	0	29,090
34-5420-2006138	Enhancing Hlth & Safety of Range Bison	2,971	0.02	4,477	0.05	1,245	0	8,693	0	8,693
34-5420-2006148	Point Source Personal Protective Equip	44,912	0.36	47,476	1.00	15,444	0	107,832	0	107,832
34-5420-2006158	Improving Safety and Health of Cattle Fe	92,897	0.88	0	0.00	15,529	0	108,426	0	108,426
34-5420-2006208	Pilot/Feasibility Projects & Emerging Is	9,115	0.05	11,939	0.13	3,520	0	24,574	0	24,574
34-5420-2006308	Outreach Program	36,710	0.34	17,909	0.20	9,131	0	63,750	0	63,750
34-5420-2006408	ADMA:A Novel Pathway in Organic Dust-med	41,908	0.34	42,840	1.00	14,167	0	98,915	0	98,915
34-5420-2006508	Surveillance of Agricultural Injuries in	32,336	0.23	0	0.00	5,405	0	37,741	0	37,741
34-5420-2006708	Evaluation Program	22,843	0.15	36,170	0.52	9,865	0	68,878	0	68,878
34-5430-2004001	College of Public Health	81,284	0.60	0	0.00	13,589	0	94,873	0	94,873
34-5450-2006001	College of Public Health	82,882	0.55	57,200	1.00	23,418	0	163,500	0	163,500
<b>TOTAL</b>	<b>555,519</b>	<b>4.33</b>	<b>283,825</b>	<b>4.67</b>	<b>140,313</b>	<b>0</b>	<b>979,657</b>	<b>0</b>	<b>979,657</b>	

**UNMC-Federal Advance-737 Federal/Restricted**

COST OBJECT	Dollar	FACULTY	NON FACULTY		EMPLOYEE BENEFITS	PERSONAL SERVICE CREDITS	TOTAL PERSONAL SERVICES	TOTAL OPERATING EXPENSES	TOTAL	
		FTE	Dollar	FTE						
35-5420-2004002	Safety in Agriculture for Youth: Maintai	16,913	0.15	0	0.00	2,827	0	19,740	0	19,740
<b>TOTAL</b>	<b>16,913</b>	<b>0.15</b>	<b>0</b>	<b>0.00</b>	<b>2,827</b>	<b>0</b>	<b>19,740</b>	<b>0</b>	<b>19,740</b>	

COST OBJECT LISTING BY SUB PROGRAM  
2019-2020 GENERAL OPERATING BUDGET  
UNIVERSITY OF NEBRASKA MEDICAL CENTER

**SUBPROGRAM #/NAME: 54 College of Public Health**

**UNMC-Trust-Grant/Cont/Loan/End-738 Trust/Restricted**

COST OBJECT	Dollar	FACULTY	NON FACULTY		EMPLOYEE BENEFITS	PERSONAL	TOTAL	TOTAL	TOTAL	
		FTE	Dollar	FTE		SERVICE CREDITS	PERSONAL SERVICES	OPERATING EXPENSES		
36-5401-1002001	College of Public Health	1,355	0.01	465	0.00	330	0	2,150	0	2,150
36-5407-1003005	Pilot Test of Recruitment and Applicatio	7,605	0.07	80,182	1.07	15,905	0	103,692	0	103,692
36-5407-2032005	College of Public Health	22,924	0.20	8,177	0.10	5,635	0	36,736	0	36,736
36-5410-2052001	College of Public Health	16,294	0.09	0	0.00	2,951	0	19,245	0	19,245
36-5410-2053001	College of Public Health	6,859	0.06	0	0.00	1,243	0	8,102	0	8,102
36-5410-3002001	College of Public Health	6,728	0.05	0	0.00	1,220	0	7,948	0	7,948
36-5420-2025004	The Role of Oxidative Stress in the Path	15,252	0.22	0	0.00	2,764	0	18,016	0	18,016
36-5420-2029001	College of Public Health	9,784	0.12	0	0.00	1,774	0	11,558	0	11,558
36-5420-2035001	College of Public Health	55,516	0.45	9,977	0.20	11,865	0	77,358	0	77,358
36-5420-2036005	COPH Environ; Agri & Occ Health	4,129	0.03	0	0.00	748	0	4,877	0	4,877
36-5420-2037001	College of Public Health	218,679	2.32	45,000	1.00	47,771	0	311,450	0	311,450
36-5420-2038001	College of Public Health	58,032	0.43	13,361	0.20	12,934	0	84,327	0	84,327
36-5420-2039001	College of Public Health	8,250	0.07	9,353	0.19	3,189	0	20,792	0	20,792
36-5420-2040001	College of Public Health	7,886	0.07	6,236	0.13	2,559	0	16,681	0	16,681
36-5420-3001003	National Ebola Training and Educ NETEC	125,989	0.86	82,468	1.09	37,765	0	246,222	0	246,222
36-5420-3003003	NETEC Supplement	270,100	1.81	266,675	3.41	97,246	0	634,021	0	634,021
36-5430-2026005	Research and Training Consortium in Mole	4,526	0.03	0	0.00	820	0	5,346	0	5,346
36-5430-2034002	Nebraska Center for the Prevention of Ob	44,275	0.39	33,257	1.00	13,291	0	90,823	0	90,823
36-5430-2037002	Promoting Sustainability via Active Gard	11,038	0.07	0	0.00	1,999	0	13,037	0	13,037
36-5430-2038001	College of Public Health	13,285	0.10	0	0.00	2,407	0	15,692	0	15,692
36-5440-2049001	College of Public Health	43,797	0.32	0	0.00	7,935	0	51,732	0	51,732
36-5450-2042001	Porticus Foundation Social-Emotional Dev	20,037	0.15	0	0.00	3,630	0	23,667	0	23,667
36-5450-2043001	A randomized-controlled trial to compare	34,086	0.21	0	0.00	6,175	0	40,261	0	40,261
36-5450-2046001	College of Public Health	182,654	1.73	78,194	1.19	47,257	0	308,105	0	308,105
36-5450-2047001	Adolescent Health Project	25,040	0.18	0	0.00	4,537	0	29,577	0	29,577
36-5450-2048002	Evaluating a Systems-Based Health Interv	300	0.00	0	0.00	53	0	353	0	353
36-5450-2055001	College of Public Health	15,725	0.17	0	0.00	2,850	0	18,575	0	18,575
36-5450-2056001	College of Public Health	14,533	0.08	13,378	0.27	5,057	0	32,968	0	32,968
36-5465-1006117	NE Center for Bioterrorism Edu:HPP	10,418	0.08	81,682	1.10	16,686	0	108,786	0	108,786
36-5465-1006217	NE Center for Bioterrorism Edu:PHEP	112,085	0.89	180,489	2.91	53,006	0	345,580	0	345,580
36-5485-2014001	College of Public Health	3,683	0.03	2,082	0.03	1,045	0	6,810	0	6,810
36-5485-3001015	Tobacco Free Nebraska	13,569	0.15	53,124	1.10	12,082	0	78,775	0	78,775
37-5410-1001001	Biostatistics	5,911	0.03	7,437	0.09	2,418	0	15,766	0	15,766
37-5410-1001002	Blue Cross & Blue Sheild of NE Committee	4,111	0.03	0	0.00	744	0	4,855	0	4,855
37-5410-1001003	Father Flanagan's Boys' Home Agreement	18,775	0.11	11,032	0.13	5,401	0	35,208	0	35,208
37-5410-2001001	COPH Biostatistics	65,644	0.65	58,275	0.69	22,450	0	146,369	0	146,369
37-5420-1001001	Environmental	11,276	0.10	0	0.00	47	0	11,323	0	11,323
37-5420-2001001	COPH EAOH	7,009	0.04	0	0.00	1,269	0	8,278	0	8,278
37-5420-3001001	COPH EAO Health Sci	25,702	0.20	0	0.00	4,657	0	30,359	0	30,359
37-5420-8000001	COPH - EAOH	45,439	0.33	0	0.00	8,232	0	53,671	0	53,671
37-5420-8000008	Indirect Return EAOH Dept-J. Martin-Lowe	0	0.00	10,000	0.00	1,812	0	11,812	0	11,812
37-5430-1001007	Children' Specialty Phys Consultant	11,725	0.05	0	0.00	2,125	0	13,850	0	13,850
37-5430-1001008	Verdis Group Federal Work Study Agreeemen	77,748	0.54	0	0.00	14,085	0	91,833	0	91,833
37-5430-2001001	COPH Epidemiology	50,563	0.22	0	0.00	9,161	0	59,724	0	59,724
37-5430-4000004	Dean Khan EPI Specific Hires	65,353	0.64	0	0.00	11,839	0	77,192	0	77,192
37-5440-1001002	CSC Medical Education Training Program	9,475	0.08	0	0.00	1,716	0	11,191	0	11,191
37-5440-1001003	Masters of Healthcare Administration	0	0.00	5,000	0.00	906	0	5,906	0	5,906
37-5440-1001006	NE DHHS Health Alert Network & Primary C	0	0.00	57,350	1.15	10,416	0	67,766	0	67,766
37-5440-1001007	NE DHHS Public Hlth Data Analyst	3,773	0.02	53,265	1.00	906	0	57,944	0	57,944
37-5440-1001008	NE DHHS Geospatial Agreement	3,773	0.02	45,409	1.00	873	0	50,055	0	50,055
37-5440-1001010	NE DHHS HPTS PC-ORH	0	0.00	5,314	0.12	962	0	6,276	0	6,276

COST OBJECT LISTING BY SUB PROGRAM  
2019-2020 GENERAL OPERATING BUDGET  
UNIVERSITY OF NEBRASKA MEDICAL CENTER

**SUBPROGRAM #/NAME: 54 College of Public Health**

**UNMC-Trust-Grant/Cont/Loan/End-738 Trust/Restricted**

COST OBJECT	Dollar	FACULTY		NON FACULTY		EMPLOYEE BENEFITS	PERSONAL SERVICE CREDITS	TOTAL PERSONAL SERVICES	TOTAL OPERATING EXPENSES	TOTAL
		FTE	Dollar	FTE	Dollar					
37-5440-6000003 Medical Legal Aid Project	26,530	0.23	3,481	0.07	5,437		0	35,448	0	35,448
37-5445-1001002 NE Coalition for Patient Safety (NCPS)	0	0.00	140,747	1.50	25,499		0	166,246	0	166,246
37-5450-1001001 Health Promotion	5,288	0.03	0	0.00	958		0	6,246	0	6,246
37-5450-1001003 D. Dzewaltowski/Buffer Endowment	0	0.00	49,992	1.00	9,057		0	59,049	0	59,049
37-5450-1001009 Hopewell Fund Contract	5,585	0.05	0	0.00	1,012		0	6,597	0	6,597
37-5450-2001001 COPH HPSBH	0	0.00	47,040	1.00	8,523		0	55,563	0	55,563
37-5450-2001002 Gretchen Swanson Center Nutrition MOU	39,854	0.30	0	0.00	7,220		0	47,074	0	47,074
37-5450-6000001 Mauer Distinguished Chair	0	0.00	5,000	0.00	906		0	5,906	0	5,906
37-5450-6000002 Biopreparedness Business Care	4,973	0.04	0	0.00	902		0	5,875	0	5,875
37-5450-6000003 HPSBH Found.	16,063	0.12	9,231	0.20	4,581		0	29,875	0	29,875
37-5450-6000004 Preconception Care Campaign-Pilot Proj	9,434	0.10	0	0.00	1,708		0	11,142	0	11,142
37-5450-6000005 Mindfulness	1,865	0.01	0	0.00	339		0	2,204	0	2,204
37-5455-1005001 Eppley	195,107	1.00	0	0.00	813		0	195,920	0	195,920
37-5465-1006999 COPH-Biosecurity&Bio-Preparedness	0	0.00	7,975	0.11	1,445		0	9,420	0	9,420
37-5485-1001003 Pediatric Mental Health Care Access Prog	10,848	0.08	982	0.01	2,144		0	13,974	0	13,974
37-5485-3001001 COPH Hlth Disparities	193,083	1.82	24,995	0.42	39,509		0	257,587	0	257,587
37-5495-2001001 COPH CCORDA	8,908	0.09	0	0.00	1,615		0	10,523	0	10,523
<b>TOTAL</b>	<b>2,308,248</b>	<b>18.30</b>	<b>1,506,625</b>	<b>23.46</b>	<b>636,416</b>		<b>0</b>	<b>4,451,289</b>	<b>0</b>	<b>4,451,289</b>

**UNMC-Auxiliary-739 Auxiliaries & Services/Restricted**

COST OBJECT	Dollar	FACULTY		NON FACULTY		EMPLOYEE BENEFITS	PERSONAL SERVICE CREDITS	TOTAL PERSONAL SERVICES	TOTAL OPERATING EXPENSES	TOTAL
		FTE	Dollar	FTE	Dollar					
33-5401-0002 Student Fees	0	0.00	0	0.00	0		0	0	93,263	93,263
33-5401-0003 CoPH Technology Fees	0	0.00	0	0.00	0		0	0	22,944	22,944
33-5440-2686 Health Professions Tracking Service	0	0.00	186,170	3.28	42,724		0	228,894	45,080	273,974
33-5495-2000 CCORDA Core Facility	0	0.00	0	0.00	0		0	0	3,992	3,992
<b>TOTAL</b>	<b>0</b>	<b>0.00</b>	<b>186,170</b>	<b>3.28</b>	<b>42,724</b>		<b>0</b>	<b>228,894</b>	<b>165,279</b>	<b>394,173</b>
<b>SUB PROGRAM TOTAL</b>	<b>7,841,011</b>	<b>58</b>	<b>5,499,186</b>	<b>73</b>	<b>2,534,002</b>		<b>0</b>	<b>15,874,199</b>	<b>299,305</b>	<b>16,173,504</b>

**SUBPROGRAM #/NAME: 55 Munroe-Meyer Institute**

**UNMC-State General Fund-731 Cash & Student Contracts/Designated**

COST OBJECT	Dollar	FACULTY		NON FACULTY		EMPLOYEE BENEFITS	PERSONAL SERVICE CREDITS	TOTAL PERSONAL SERVICES	TOTAL OPERATING EXPENSES	TOTAL
		FTE	Dollar	FTE	Dollar					
31-5505-0126 MMI State Support	0	0.00	-496,734	0.00	0		0	-496,734	-318,217	-814,951
31-5507-0016 CASD Support & Prof Growth	0	0.00	0	0.00	0		0	0	22,200	22,200
31-5507-0100 Autism/Server Behavioral Program Expens	0	0.00	838,025	22.75	206,155		0	1,044,180	126,873	1,171,053
31-5507-0200 Feeding&Swallowing Program Expense	130,749	1.59	594,223	15.44	178,343		0	903,315	108,348	1,011,663
31-5507-0500 MMI Early Intervention	71,272	0.80	688,684	16.50	186,949		0	946,905	162,408	1,109,313
31-5507-0600 MMI Human Genetics Center	354,044	2.40	3,305,459	65.60	790,102		0	4,449,605	1,552,270	6,001,875
31-5507-0700 MMI-Virtual Care Expenditures	0	1.60	0	12.40	0		0	0	0	0
31-5507-6800 MMI Administration	0	0.00	0	0.00	0		0	0	10,200	10,200
31-5507-7890 MMI Pgm Suppt Service	0	0.00	496,734	8.97	66,523		0	563,257	4,000	567,257
31-5507-7900 MMI Business Office	0	0.00	0	0.00	0		0	0	4,000	4,000
31-5507-8100 MMI R/H - Summary	0	0.00	0	0.00	0		0	0	17,200	17,200
31-5507-8101 MMI Ped R/D - Needleman	0	0.00	0	0.00	0		0	0	23,895	23,895
31-5507-8190 MMI Pediatric Rehab/Dent	0	0.00	0	0.00	0		0	0	15,200	15,200
31-5507-8301 MMI OT - Gromak	0	0.00	0	0.00	0		0	0	16,910	16,910
31-5507-8390 MMI Occupational Therapy	0	0.00	0	0.00	0		0	0	17,200	17,200



COST OBJECT LISTING BY SUB PROGRAM  
2019-2020 GENERAL OPERATING BUDGET  
UNIVERSITY OF NEBRASKA MEDICAL CENTER

**SUBPROGRAM #/NAME: 55 Munroe-Meyer Institute**

**UNMC-State General Fund-731 Cash & Student Contracts/Designated**

COST OBJECT	Dollar	FACULTY	NON FACULTY		EMPLOYEE BENEFITS	PERSONAL SERVICE CREDITS	TOTAL PERSONAL SERVICES	TOTAL OPERATING EXPENSES	TOTAL	
		FTE	Dollar	FTE						
31-5507-8401	MMI PT - Stuberg	0	0.00	0	0.00	0	0	0	22,620	22,620
31-5507-8490	MMI Physical Therapy	0	0.00	0	0.00	0	0	0	17,200	17,200
31-5507-8501	MMI Psych - Evans	0	0.00	0	0.00	0	0	0	44,200	44,200
31-5507-8560	LB901 MMI Acad Sup	0	0.25	0	0.00	0	0	0	0	0
31-5507-8590	MMI Psychology Summary	0	0.00	0	0.00	0	0	0	22,200	22,200
31-5507-8601	MMI SP - Sullivan	0	0.00	0	0.00	0	0	0	23,540	23,540
31-5507-8690	MMI Speech Pathology	0	0.00	0	0.00	0	0	0	17,200	17,200
31-5507-8800	MMI Genetics	0	0.00	0	0.00	0	0	0	44,605	44,605
31-5507-8990	MMI Nutrition	0	0.00	0	0.00	0	0	0	10,300	10,300
31-5507-9100	Developmental Medicine State Funds	0	0.00	0	0.00	0	0	0	8,160	8,160
31-5508-0001	iCASD	0	0.00	0	0.00	0	0	0	1,500	1,500
31-5510-0100	AUTISM DX CLINICS	0	0.80	0	0.00	0	0	0	1,500	1,500
31-5510-0110	VC Prof Growth&Supp	0	0.00	0	0.00	0	0	0	3,800	3,800
31-5510-0120	EI Prof Growth&Supp	0	0.00	0	0.00	0	0	0	10,160	10,160
<b>TOTAL</b>	<b>556,065</b>	<b>7.44</b>	<b>5,426,391</b>	<b>141.66</b>	<b>1,428,072</b>	<b>0</b>	<b>7,410,528</b>	<b>1,989,472</b>	<b>9,400,000</b>	<b>9,400,000</b>

**UNMC-Federal Letter of Credit-736 Federal/Restricted**

COST OBJECT	Dollar	FACULTY	NON FACULTY		EMPLOYEE BENEFITS	PERSONAL SERVICE CREDITS	TOTAL PERSONAL SERVICES	TOTAL OPERATING EXPENSES	TOTAL	
		FTE	Dollar	FTE						
34-5507-1037015	Graduate Psychology Education Program: P	80,426	0.60	24,921	0.60	17,611	0	122,958	0	122,958
34-5507-1038028	MMI Interdisciplinary Training Program	177,852	1.49	105,217	1.72	47,320	0	330,389	0	330,389
34-5507-1041001	MMI	86,225	0.65	36,631	0.87	20,538	0	143,394	0	143,394
34-5507-1041101	Behavioral Health Workforce Education an	9,302	0.06	32,755	0.40	7,031	0	49,088	0	49,088
34-5507-1042003	MMI	86,570	0.78	44,716	0.80	21,947	0	153,233	0	153,233
34-5507-2025001	MMI	123,844	0.68	56,589	1.00	30,162	0	210,595	0	210,595
34-5507-2026105	CORE A - The Molecular Biology of Neuros	67,172	0.39	0	0.00	11,228	0	78,400	0	78,400
34-5507-2026205	CORE B - The Molecular Biology of Neuros	0	0.00	18,854	0.29	3,152	0	22,006	0	22,006
34-5507-2026305	CORE C - The Molecular Biology of Neuros	0	0.00	27,533	0.50	4,604	0	32,137	0	32,137
34-5507-2026405	CORE D - The Molecular Biology of Neuros	15,628	0.19	41,520	0.87	9,553	0	66,701	0	66,701
34-5507-2026605	CORE F - The Molecular Biology of Neuros	5,545	0.02	0	0.00	927	0	6,472	0	6,472
34-5507-2026615	Project - The Molecular Biology of Neuro	0	0.00	13,208	0.20	2,207	0	15,415	0	15,415
34-5507-2028001	MMI	37,102	0.38	0	0.00	6,202	0	43,304	0	43,304
34-5507-2029001	MMI	120,389	0.64	78,316	1.50	33,218	0	231,923	0	231,923
34-5507-2030001	MMI	59,192	0.50	72,288	2.17	21,979	0	153,459	0	153,459
34-5507-2032001	MMI	56,827	0.93	0	0.00	9,501	0	66,328	0	66,328
34-5507-2035001	MMI	52,546	0.35	132,413	2.24	30,920	0	215,879	0	215,879
34-5507-2036001	MMI	97,609	1.23	88,012	0.25	31,031	0	216,652	0	216,652
34-5507-3004002	MMI	102,214	1.39	313,311	4.21	69,463	0	484,988	0	484,988
34-5507-3005003	MMI	0	0.00	14,250	0.10	2,382	0	16,632	0	16,632
34-5526-2001001	MMI-Physical Therapy	28,197	0.38	0	0.00	4,713	0	32,910	0	32,910
<b>TOTAL</b>	<b>1,206,640</b>	<b>10.66</b>	<b>1,100,534</b>	<b>17.71</b>	<b>385,689</b>	<b>0</b>	<b>2,692,863</b>	<b>0</b>	<b>2,692,863</b>	<b>2,692,863</b>

**UNMC-Trust-Grant/Cont/Loan/End-738 Trust/Restricted**

COST OBJECT	Dollar	FACULTY	NON FACULTY		EMPLOYEE BENEFITS	PERSONAL SERVICE CREDITS	TOTAL PERSONAL SERVICES	TOTAL OPERATING EXPENSES	TOTAL	
		FTE	Dollar	FTE						
36-5507-1021020	NICU Followup Clinic: Developmental TIPS	29,199	0.33	111,681	1.65	25,522	0	166,402	0	166,402
36-5507-1080014	NDE Results Matter	19,475	0.18	21,254	0.35	7,380	0	48,109	0	48,109
36-5507-1081011	Early Childhood - NDE	5,305	0.03	0	0.00	961	0	6,266	0	6,266
36-5507-1101005	The TIN (Teratology Information Network)	21,056	0.20	8,726	0.14	5,396	0	35,178	0	35,178
36-5507-1102001	MMI	68,156	0.78	5,494	0.10	13,344	0	86,994	0	86,994

COST OBJECT LISTING BY SUB PROGRAM  
2019-2020 GENERAL OPERATING BUDGET  
UNIVERSITY OF NEBRASKA MEDICAL CENTER

SUBPROGRAM #/NAME: 55 Munroe-Meyer Institute

UNMC-Trust-Grant/Cont/Loan/End-738 Trust/Restricted

COST OBJECT	Dollar	FACULTY	NON FACULTY		EMPLOYEE BENEFITS	PERSONAL	TOTAL	TOTAL	TOTAL	
		FTE	Dollar	FTE		SERVICE CREDITS	PERSONAL SERVICES	OPERATING EXPENSES		
36-5507-1103003	MMI ACT Clinic AmeriCorps Program	0	0.00	26,273	0.52	4,759	0	31,032	0	31,032
36-5507-1104001	MMI	7,146	0.10	2,432	0.06	2,738	0	12,316	0	12,316
36-5507-2071001	MMI	9,768	0.07	0	0.00	1,770	0	11,538	0	11,538
36-5507-2112015	Morphosyntactic Abilities of SLI Proband	9,241	0.04	0	0.00	1,675	0	10,916	0	10,916
36-5507-2127001	MMI	4,600	0.05	0	0.00	834	0	5,434	0	5,434
36-5507-2138001	MMI	44,484	0.43	0	0.00	8,058	0	52,542	0	52,542
36-5507-2139002	Heartland Regional Genetics Network	22,990	0.15	0	0.00	4,166	0	27,156	0	27,156
36-5507-2140002	Resurgence as Choice: Basic and Clinical	42,549	0.39	57,719	1.50	18,165	0	118,433	0	118,433
36-5507-2141002	Efficacy of START-Play Program for Infan	1,385	0.01	0	0.00	251	0	1,636	0	1,636
36-5507-2142019	Differential Diagnosis in Learning Disab	9,241	0.04	0	0.00	1,675	0	10,916	0	10,916
36-5507-3079001	MMI	0	0.00	19,230	0.30	3,484	0	22,714	0	22,714
36-5507-3080004	Family Care Enhancement Project and Resu	46,850	0.65	104,530	2.65	27,424	0	178,804	0	178,804
36-5507-3087002	DD Leadership Seminars	7,205	0.10	4,972	0.10	2,207	0	14,384	0	14,384
36-5507-3089001	MMI	0	0.00	17,087	0.40	3,095	0	20,182	0	20,182
36-5507-3090001	MMI	0	0.00	6,493	0.15	1,176	0	7,669	0	7,669
36-5516-1001001	MMI-Education and Child Development	0	0.00	25,392	0.38	4,600	0	29,992	0	29,992
36-5516-2001001	MMI-Education and Child Development	7,096	0.10	1,010	0.02	1,469	0	9,575	0	9,575
36-5516-2002001	MMI-Education and Child Development	17,684	0.11	0	0.00	3,205	0	20,889	0	20,889
36-5516-3001001	MMI-Education and Child Development	26,240	0.35	56,299	0.93	14,954	0	97,493	0	97,493
36-5518-2001001	MMI-Feeding Disorders	825	0.01	497	0.02	239	0	1,561	0	1,561
36-5528-1001001	MMI-Psychology	13,313	0.15	4,153	0.10	4,311	0	21,777	0	21,777
36-5528-3000001	MMI-Psychology	89,697	0.65	34,812	0.80	22,557	0	147,066	0	147,066
36-5534-3000001	MMI UCEDD	3,538	0.05	0	0.00	641	0	4,179	0	4,179
37-5507-1002002	HBM Professorships	115,645	0.20	0	0.00	20,952	0	136,597	0	136,597
37-5507-1002005	Scottish Rite Language Program	10,000	0.00	457,856	6.20	84,761	0	552,617	0	552,617
37-5507-1003002	Safe Transport Clinic	0	0.00	20,343	0.30	3,685	0	24,028	0	24,028
37-5507-1003006	GoBaby BIG	0	0.00	3,703	0.05	671	0	4,374	0	4,374
37-5507-1003007	Embracing Women's Health	0	0.00	8,891	0.11	1,611	0	10,502	0	10,502
37-5507-2014003	Effects of Cybercycling	0	0.00	5,725	0.10	1,038	0	6,763	0	6,763
37-5507-3002001	Psychiatric Outstate Clinics	630,425	7.13	112,726	2.20	146,816	0	889,967	0	889,967
37-5507-3002978	COSTSHARE/ 36-5528-3000-001	4,883	0.05	14,144	0.33	3,446	0	22,473	0	22,473
37-5507-3004001	Occupational Therapy School Services	11,580	0.10	879,922	15.03	161,511	0	1,053,013	0	1,053,013
37-5507-3005002	Physical Therapy School	13,846	0.10	625,337	10.00	127,515	0	766,698	0	766,698
37-5507-3007001	Hospital Genetic Support	351,292	1.54	133,070	2.20	71,046	0	555,408	0	555,408
37-5507-3008001	Augmentative School Contracts	0	0.00	21,330	0.25	3,865	0	25,195	0	25,195
37-5507-3017001	MMI	23,345	0.35	26,018	0.43	8,943	0	58,306	0	58,306
37-5507-3020001	MMI	23,345	0.35	26,019	0.43	8,943	0	58,307	0	58,307
37-5507-3026004	HB Munroe Recreation Programs	3,233	0.03	21,868	0.50	4,548	0	29,649	0	29,649
37-5507-3026005	Adult Evening Recreation Program	5,388	0.05	13,925	0.29	3,498	0	22,811	0	22,811
37-5507-3026006	PLAY/Camp	72,193	0.67	205,749	4.93	50,354	0	328,296	0	328,296
37-5507-3026008	Assistance to Individuals	5,388	0.05	112,676	2.75	21,389	0	139,453	0	139,453
37-5507-3033001	MMI	58,205	0.80	43,516	1.00	18,429	0	120,150	0	120,150
37-5507-3034001	MMI	0	0.00	37,348	1.00	6,766	0	44,114	0	44,114
37-5507-6000001	MMI	7,074	0.05	34,818	0.53	7,590	0	49,482	0	49,482
37-5516-1002001	MMI	7,096	0.10	0	0.00	1,287	0	8,383	0	8,383
37-5520-2000001	MMI	15,087	0.20	0	0.00	2,733	0	17,820	0	17,820
37-5520-3007001	MMI	75,506	0.30	19,054	0.27	13,679	0	108,239	0	108,239
37-5520-3008001	MMI	0	0.00	49,925	0.70	9,044	0	58,969	0	58,969
37-5520-3009001	MMI	0	0.00	23,880	0.26	4,326	0	28,206	0	28,206
37-5520-3010001	MMI	147,480	1.60	108,968	1.45	46,460	0	302,908	0	302,908
37-5520-3011001	MMI	0	0.00	104,775	2.52	18,982	0	123,757	0	123,757

COST OBJECT LISTING BY SUB PROGRAM  
2019-2020 GENERAL OPERATING BUDGET  
UNIVERSITY OF NEBRASKA MEDICAL CENTER

**SUBPROGRAM #/NAME: 55 Munroe-Meyer Institute**

**UNMC-Trust-Grant/Cont/Loan/End-738 Trust/Restricted**

COST OBJECT	Dollar	FACULTY		NON FACULTY		EMPLOYEE BENEFITS	PERSONAL SERVICE CREDITS	TOTAL PERSONAL SERVICES	TOTAL OPERATING EXPENSES	TOTAL
		FTE	Dollar	FTE	Dollar					
37-5520-3012001 MMI	49,470	0.53	17,645	0.25	12,159		0	79,274	0	79,274
37-5524-2000001 MMI	0	0.00	16,300	0.75	2,952		0	19,252	0	19,252
37-5524-3006001 MMI	64,277	0.55	65,108	1.00	23,440		0	152,825	0	152,825
37-5526-3005001 MMI	0	0.00	184,605	2.75	33,444		0	218,049	0	218,049
37-5526-3006001 MMI	106,680	0.99	121,345	1.72	41,310		0	269,335	0	269,335
37-5528-3000001 MMI	8,101	0.10	0	0.00	1,468		0	9,569	0	9,569
<b>TOTAL</b>	<b>2,316,582</b>	<b>20.79</b>	<b>4,024,643</b>	<b>70.41</b>	<b>1,154,717</b>		<b>0</b>	<b>7,495,942</b>	<b>0</b>	<b>7,495,942</b>

**UNMC-Auxiliary-739 Auxiliaries & Services/Restricted**

COST OBJECT	Dollar	FACULTY		NON FACULTY		EMPLOYEE BENEFITS	PERSONAL SERVICE CREDITS	TOTAL PERSONAL SERVICES	TOTAL OPERATING EXPENSES	TOTAL
		FTE	Dollar	FTE	Dollar					
33-5507-0105 MHCP FAMILY CARE ENH	17,689	0.25	115,463	3.07	30,514		0	163,666	0	163,666
33-5507-0110 MHCP TRANSITION PLG	4,608	0.05	17,870	0.40	5,151		0	27,629	0	27,629
33-5507-8419 MMI EmpEng&Lfspn Prg	0	0.00	37,180	0.78	8,521		0	45,701	5,995	51,696
33-5512-0001 DEV MED FELLOWSHIP	25,624	0.10	11,505	0.25	8,508		0	45,637	35,000	80,637
33-5516-0001 OMAHA EARLY LEARNING	8,842	0.06	54,300	1.00	14,470		0	77,612	13,267	90,879
33-5516-0002 Northstar Evaluation	10,640	0.15	2,771	0.05	3,073		0	16,484	1,389	17,873
33-5526-0001 Child Resp Care CtrP	0	0.00	61,302	0.96	14,048		0	75,350	500	75,850
33-5528-0002 Great Plains Health	7,398	0.08	0	0.00	1,695		0	9,093	1,000	10,093
33-5528-0003 AUTISM CARE TOD SUPP	0	0.00	0	0.00	0		0	0	7,220	7,220
33-5534-0001 Ctr-Excl & Dev Disab	0	0.00	0	0.00	0		0	0	11,100	11,100
33-5552-0101 Education Even Start Program	0	0.00	0	0.00	0		0	0	22,405	22,405
33-5552-0103 Educare	21,898	0.26	147,476	2.61	38,815		0	208,189	38,577	246,766
33-5552-0105 CIS Kid's Squad Mental Health	0	0.00	37,108	0.59	8,504		0	45,612	6,703	52,315
33-5552-0106 Learning Center Summer	20,712	0.28	231,780	4.05	57,863		0	310,355	54,111	364,466
33-5552-0108 Early Childhood Services	5,305	0.03	57,236	0.97	14,333		0	76,874	11,585	88,459
33-5552-0109 Lincoln Fdn: Neb Child Eval Proj	17,412	0.14	40,950	0.70	13,373		0	71,735	10,525	82,260
33-5552-0111 21st Century NDE	25,782	0.33	71,439	1.30	22,280		0	119,501	45,265	164,766
33-5552-0112 Regional 6 Kidsquad	0	0.00	1,233	0.02	282		0	1,515	0	1,515
33-5552-0115 NCFE Endowment Six Pence	4,201	0.06	113,062	1.91	26,874		0	144,137	74,904	219,041
33-5552-0126 Positive Behav Intervention/Support-NDE	9,869	0.12	35,959	0.65	10,502		0	56,330	14,769	71,099
33-5552-0130 People First	0	0.00	9,251	0.15	2,120		0	11,371	3,000	14,371
33-5552-0132 BECI-LC ECPlan Contr	8,842	0.06	89,315	1.49	22,495		0	120,652	51,140	171,792
33-5552-0133 NDE Anchor EC Observ	0	0.00	0	0.00	0		0	0	16,300	16,300
33-5552-0134 Educare WinnebagoPrg	6,528	0.10	40,326	0.72	10,737		0	57,591	10,591	68,182
33-5552-0135 Lfspn Respite-East	0	0.00	34,712	0.84	7,955		0	42,667	10,300	52,967
33-5552-0606 Feeding/Swallowing Program	110,725	0.34	0	0.00	25,375		0	136,100	0	136,100
33-5552-0607 CASD SWP ACCT	82,076	0.95	333,367	7.00	95,205		0	510,648	0	510,648
33-5552-0610 CHANGED/3355520710	0	0.00	0	0.00	0		0	0	9,125	9,125
33-5552-0611 CHANGED/3355520711	0	0.00	0	0.00	0		0	0	1,440	1,440
33-5552-0612 CHANGED/3355520712	0	0.00	0	0.00	0		0	0	10,390	10,390
33-5552-0618 CHANGED/3355520718	12,413	0.12	580,657	8.26	135,911		0	728,981	141,975	870,956
33-5552-0722 Autism Care-Toddler	19,624	0.22	460,775	9.84	110,091		0	590,490	0	590,490
33-5552-0723 MMI ProSpch Fees	88,219	0.67	327,505	4.40	95,271		0	510,995	0	510,995
33-5552-0724 Speech Path Serv	0	0.00	41,737	0.50	9,564		0	51,301	5,505	56,806
33-5552-0729 Developmental Med	141,085	0.72	256,554	4.10	91,127		0	488,766	0	488,766
33-5552-0731 MMI IT Expenses	0	0.00	178,268	2.34	40,853		0	219,121	0	219,121
33-5552-0734 COSTSHARING/ 36-5507-1103-003	0	0.00	43,165	0.89	9,892		0	53,057	4,467	57,524
33-5552-0735 COSTSHARING/ 36-5528-3000-001	5,124	0.03	0	0.00	1,174		0	6,298	0	6,298
33-5552-0820 NDE-Nurt Hlth Behav	0	0.00	0	0.00	0		0	0	3,982	3,982

COST OBJECT LISTING BY SUB PROGRAM  
2019-2020 GENERAL OPERATING BUDGET  
UNIVERSITY OF NEBRASKA MEDICAL CENTER

**SUBPROGRAM #/NAME: 55 Munroe-Meyer Institute**

**UNMC-Auxiliary-739 Auxiliaries & Services/Restricted**

COST OBJECT	Dollar	FACULTY	NON FACULTY		EMPLOYEE BENEFITS	PERSONAL SERVICE CREDITS	TOTAL PERSONAL SERVICES	TOTAL OPERATING EXPENSES	TOTAL	
		FTE	Dollar	FTE						
33-5552-0900	Medically Handicapped Children's Program	168,518	1.12	102,951	1.98	62,211	0	333,680	0	333,680
33-5552-0902	NICU-Followup	115,308	0.45	0	0.00	26,425	0	141,733	0	141,733
33-5552-0906	Medically Handicapped Children's Program	21,056	0.20	16,800	0.35	8,676	0	46,532	0	46,532
33-5552-1800	Nurse Practitioner Support	0	0.00	126,630	2.50	29,020	0	155,650	0	155,650
33-5552-2002	MMI Genetic Med	134,872	0.42	66,678	0.89	28,608	0	230,158	0	230,158
<b>TOTAL</b>		<b>1,094,370</b>	<b>7.29</b>	<b>3,745,325</b>	<b>65.54</b>	<b>1,091,516</b>	<b>0</b>	<b>5,931,211</b>	<b>622,530</b>	<b>6,553,741</b>
<b>SUB PROGRAM TOTAL</b>		<b>5,173,657</b>	<b>46</b>	<b>14,296,893</b>	<b>295</b>	<b>4,059,994</b>	<b>0</b>	<b>23,530,544</b>	<b>2,612,002</b>	<b>26,142,546</b>

**SUBPROGRAM #/NAME: 56 Dental Clinic**

**UNMC-State General Fund-731 Cash & Student Contracts/Designated**

COST OBJECT	Dollar	FACULTY	NON FACULTY		EMPLOYEE BENEFITS	PERSONAL SERVICE CREDITS	TOTAL PERSONAL SERVICES	TOTAL OPERATING EXPENSES	TOTAL	
		FTE	Dollar	FTE						
31-5605-0016	Clinic Administration	0	0.00	1,386,382	36.79	360,999	0	1,747,381	1,902,169	3,649,550
31-5605-0026	Dental Hygiene	9,352	0.11	0	0.00	2,300	0	11,652	12,195	23,847
31-5605-0036	Clinic Computer	0	0.00	56,304	0.94	0	0	56,304	102,621	158,925
31-5605-0076	Orthodontics Clinic	13,664	0.36	144,137	4.25	35,617	0	193,418	51,239	244,657
31-5605-0086	Pedodontics Clinic	2,392	0.10	72,654	2.20	15,259	0	90,305	16,132	106,437
31-5605-0096	Dept of Surgical Specialties	111,941	1.45	223,170	5.40	82,437	0	417,548	35,549	453,097
31-5605-0097	Undergrad Endo Clinic	0	0.00	0	0.00	0	0	0	18,870	18,870
31-5605-0098	Grad Endo Clinic	0	0.00	0	0.00	0	0	0	62,297	62,297
31-5605-0099	Grad Perio Clinic	0	0.00	0	0.00	0	0	0	30,372	30,372
31-5605-0106	Undergrad Clinics	243,416	2.53	415,891	12.10	145,241	0	804,548	560,732	1,365,280
31-5605-0136	Dental Clinic-Radiology	0	0.00	76,580	2.00	18,840	0	95,420	34,254	129,674
31-5605-0306	Dental Clinic-General Prac-UNMC Exp	89,668	0.95	358,937	7.70	110,357	0	558,962	197,298	756,260
31-5605-0316	Pedi-Dent Clinic-UNMC	0	0.00	561,754	14.60	138,192	0	699,946	168,913	868,859
31-5605-0346	Staff Hygienist Clinic	0	0.00	0	0.00	0	0	0	2,683	2,683
31-5605-0376	Dental - Staff Dentist	0	0.00	0	0.00	0	0	0	28,291	28,291
31-5691-0008	Neb Medicaid Enhancement Revenue	121,305	1.70	445,933	5.22	139,540	0	706,778	194,123	900,901
<b>TOTAL</b>		<b>591,738</b>	<b>7.20</b>	<b>3,741,742</b>	<b>91.20</b>	<b>1,048,782</b>	<b>0</b>	<b>5,382,262</b>	<b>3,417,738</b>	<b>8,800,000</b>

**UNMC-Auxiliary-739 Auxiliaries & Services/Restricted**

COST OBJECT	Dollar	FACULTY	NON FACULTY		EMPLOYEE BENEFITS	PERSONAL SERVICE CREDITS	TOTAL PERSONAL SERVICES	TOTAL OPERATING EXPENSES	TOTAL	
		FTE	Dollar	FTE						
33-5652-0776	Post-Graduate Dentistry	2,522	0.10	46,869	1.00	11,319	0	60,710	0	60,710
<b>TOTAL</b>		<b>2,522</b>	<b>0.10</b>	<b>46,869</b>	<b>1.00</b>	<b>11,319</b>	<b>0</b>	<b>60,710</b>	<b>0</b>	<b>60,710</b>
<b>SUB PROGRAM TOTAL</b>		<b>594,260</b>	<b>7</b>	<b>3,788,611</b>	<b>92</b>	<b>1,060,101</b>	<b>0</b>	<b>5,442,972</b>	<b>3,417,738</b>	<b>8,860,710</b>

**SUBPROGRAM #/NAME: 57 Tobacco Fund Research**

**UNMC-State General Fund-731 Cash & Student Contracts/Designated**

COST OBJECT	Dollar	FACULTY	NON FACULTY		EMPLOYEE BENEFITS	PERSONAL SERVICE CREDITS	TOTAL PERSONAL SERVICES	TOTAL OPERATING EXPENSES	TOTAL	
		FTE	Dollar	FTE						
31-5701-0001	Biomedical Research Development Fund	1,945,410	0.00	3,725,668	0.00	941,495	0	6,612,573	5,187,427	11,800,000
31-5703-0009	Minority Health Education & Research	0	0.40	0	3.68	0	0	0	0	0
31-5705-0041	Core Research Support Lab Equip	0	0.00	0	1.00	0	0	0	0	0
31-5712-0047	H Band Research	0	0.53	0	0.00	0	0	0	0	0

COST OBJECT LISTING BY SUB PROGRAM  
 2019-2020 GENERAL OPERATING BUDGET  
 UNIVERSITY OF NEBRASKA MEDICAL CENTER

**SUBPROGRAM #/NAME: 57 Tobacco Fund Research**

**UNMC-State General Fund-731 Cash & Student Contracts/Designated**

COST OBJECT	Dollar	FACULTY	NON FACULTY		EMPLOYEE BENEFITS	PERSONAL SERVICE CREDITS	TOTAL PERSONAL SERVICES	TOTAL OPERATING EXPENSES	TOTAL	
		FTE	Dollar	FTE						
31-5712-0059	Eppley-Natarajan Recruitment	0	0.49	0	0.00	0	0	0	0	
31-5712-0061	Eppley-Cancer Ctr Program Development	0	0.49	0	0.00	0	0	0	0	
31-5712-0071	Epp-P Singh Recruitment	0	0.36	0	0.00	0	0	0	0	
31-5712-0082	Radhakrishnan Recr	0	0.41	0	0.00	0	0	0	0	
31-5712-0126	N Woods Recruitment	0	0.45	0	0.00	0	0	0	0	
31-5712-0131	Epp ElGamal Research	0	0.72	0	0.00	0	0	0	0	
31-5713-0005	Editorial Project	0	0.00	0	1.00	0	0	0	0	
31-5713-0006	Bioch-Hyde Recruitment	0	0.00	0	1.00	0	0	0	0	
31-5713-0009	COM-Batra-Biochem Chair	0	0.00	0	1.56	0	0	0	0	
31-5713-0013	Bioch-Dhawan Recruitment	0	0.33	0	0.00	0	0	0	0	
31-5713-0014	Bioch-Singh Recruitment	0	0.54	0	0.00	0	0	0	0	
31-5713-0015	Bioch-Deegan Recruitment	0	0.36	0	0.50	0	0	0	0	
31-5713-3000	COSTSHARING/ 34-5140-2056-001	0	0.10	0	0.00	0	0	0	0	
31-5713-3001	COSTSHARING/ 36-5340-2031-001	0	0.05	0	0.00	0	0	0	0	
31-5715-0019	GCBA-Guda Recruitment	0	0.50	0	0.00	0	0	0	0	
31-5715-3000	COSTSHARING/ 36-5150-2085-201	0	0.06	0	0.00	0	0	0	0	
31-5719-0033	HOFFMAN RECRUITMENT	0	0.00	0	0.30	0	0	0	0	
31-5721-0018	Clinical Data Research Network (McClay)	0	0.20	0	0.05	0	0	0	0	
31-5721-0026	Scot Ouellette Start	0	0.00	0	1.00	0	0	0	0	
31-5721-0103	Bayles Basic Science Research	0	0.00	0	0.51	0	0	0	0	
31-5721-0112	COM-Pipinos General Surgery	0	0.00	0	1.00	0	0	0	0	
31-5721-0114	COM-Moulton Card & Thor Surgery	0	1.00	0	1.00	0	0	0	0	
31-5721-0118	COM-Baxter Recruitment-Gen Surg	0	0.00	0	0.25	0	0	0	0	
31-5721-0131	COM-Sansom Lab	0	0.00	0	0.50	0	0	0	0	
31-5721-0137	Leah Cook Recruitment	0	0.00	0	1.00	0	0	0	0	
31-5721-0146	BIOINFO DBASE ANLYST	0	0.00	0	1.00	0	0	0	0	
31-5721-0149	Jophlin Recruitment	0	0.69	0	1.00	0	0	0	0	
31-5721-0151	NTSBRDF SCHILLER SPT	0	0.60	0	0.00	0	0	0	0	
31-5725-0055	GRT PLAINS D WARREN	0	0.00	0	0.50	0	0	0	0	
31-5729-0019	COPH Dzewaltowski Sup	0	0.00	0	1.00	0	0	0	0	
31-5729-0021	Bell Lab Support	0	0.00	0	0.49	0	0	0	0	
31-5729-0022	Johansson Centric PI	0	0.00	0	0.09	0	0	0	0	
31-5729-0024	HONGYING DAI SUPPORT	0	1.03	0	0.00	0	0	0	0	
<b>TOTAL</b>		<b>1,945,410</b>	<b>9.30</b>	<b>3,725,668</b>	<b>18.42</b>	<b>941,495</b>	<b>0</b>	<b>6,612,573</b>	<b>5,187,427</b>	<b>11,800,000</b>
<b>SUB PROGRAM TOTAL</b>		<b>1,945,410</b>	<b>9</b>	<b>3,725,668</b>	<b>18</b>	<b>941,495</b>	<b>0</b>	<b>6,612,573</b>	<b>5,187,427</b>	<b>11,800,000</b>

**SUBPROGRAM #/NAME: 58 Anatomical Board**

31-5801-0100	Anatomical Board-Agency Account	0	0.00	0	1.53	0	0	0	0	0
--------------	---------------------------------	---	------	---	------	---	---	---	---	---

**SUBPROGRAM #/NAME: 71 UNMC/Eppley Center Cancer Research & Care**

**UNMC-State General Fund-731 State & University Generated/Unrestricted**

COST OBJECT	Dollar	FACULTY	NON FACULTY		EMPLOYEE BENEFITS	PERSONAL SERVICE CREDITS	TOTAL PERSONAL SERVICES	TOTAL OPERATING EXPENSES	TOTAL	
		FTE	Dollar	FTE						
31-7101-0001	POE-Cancer Prevention and Control Progra	122,944	0.58	298,819	4.15	103,754	0	525,517	0	525,517
<b>TOTAL</b>		<b>122,944</b>	<b>0.58</b>	<b>298,819</b>	<b>4.15</b>	<b>103,754</b>	<b>0</b>	<b>525,517</b>	<b>0</b>	<b>525,517</b>

COST OBJECT LISTING BY SUB PROGRAM  
2019-2020 GENERAL OPERATING BUDGET  
UNIVERSITY OF NEBRASKA MEDICAL CENTER

**SUBPROGRAM #/NAME: 71 UNMC/Eppley Center Cancer Research & Care**

**UNMC-Trust-Grant/Cont/Loan/End-738 Trust/Restricted**

COST OBJECT	Dollar	FACULTY	NON FACULTY		EMPLOYEE BENEFITS	PERSONAL SERVICE CREDITS	TOTAL PERSONAL SERVICES	TOTAL OPERATING EXPENSES	TOTAL
		FTE	Dollar	FTE					
36-7105-2023601	0	0.00	15,912	0.25	2,883	0	18,795	0	18,795
36-7107-2022999	0	0.00	18,573	0.25	3,366	0	21,939	0	21,939
36-7107-2025629	0	0.00	102,326	1.20	18,537	0	120,863	0	120,863
36-7107-2025633	0	0.00	9,076	0.22	1,645	0	10,721	0	10,721
36-7107-2025634	0	0.00	154,643	2.64	28,016	0	182,659	0	182,659
36-7107-2025673	96,836	1.50	84,218	0.93	32,802	0	213,856	0	213,856
36-7111-2019001	53,321	1.00	0	0.00	9,659	0	62,980	0	62,980
36-7125-2025601	0	0.00	77,240	1.62	13,994	0	91,234	0	91,234
37-7101-2001401	0	0.00	54,202	1.00	9,820	0	64,022	0	64,022
37-7109-4001001	19,300	0.08	0	0.00	3,495	0	22,795	0	22,795
37-7109-9001002	0	0.00	215,939	3.50	39,122	0	255,061	0	255,061
<b>TOTAL</b>	<b>169,457</b>	<b>2.58</b>	<b>732,129</b>	<b>11.61</b>	<b>163,339</b>	<b>0</b>	<b>1,064,925</b>	<b>0</b>	<b>1,064,925</b>
<b>SUB PROGRAM TOTAL</b>	<b>292,401</b>	<b>3</b>	<b>1,030,948</b>	<b>16</b>	<b>267,093</b>	<b>0</b>	<b>1,590,442</b>	<b>0</b>	<b>1,590,442</b>

**SUBPROGRAM #/NAME: 72 CHRI**

**UNMC-State General Fund-731 State & University Generated/Unrestricted**

COST OBJECT	Dollar	FACULTY	NON FACULTY		EMPLOYEE BENEFITS	PERSONAL SERVICE CREDITS	TOTAL PERSONAL SERVICES	TOTAL OPERATING EXPENSES	TOTAL
		FTE	Dollar	FTE					
31-7210-6010	0	0.00	0	6.00	0	0	0	1,037,500	1,037,500
31-7210-6011	19,955	0.40	7,827	1.00	13,357	0	41,139	0	41,139
31-7210-6110	188,183	2.09	104,241	2.00	71,937	0	364,361	0	364,361
31-7210-6111	0	0.00	31,874	0.50	7,841	0	39,715	0	39,715
31-7210-6113	0	0.00	31,874	0.50	7,841	0	39,715	0	39,715
31-7210-6510	0	0.00	97,052	2.00	23,874	0	120,926	0	120,926
31-7210-6514	38,610	0.75	0	0.00	9,498	0	48,108	0	48,108
31-7210-6525	21,640	0.40	24,829	0.55	11,431	0	57,900	0	57,900
31-7210-6526	0	0.00	2,880	0.03	708	0	3,588	0	3,588
31-7210-6535	26,735	0.51	43,900	0.95	17,376	0	88,011	0	88,011
<b>TOTAL</b>	<b>295,123</b>	<b>4.15</b>	<b>344,477</b>	<b>13.53</b>	<b>163,863</b>	<b>0</b>	<b>803,463</b>	<b>1,037,500</b>	<b>1,840,963</b>

**UNMC-Trust-Grant/Cont/Loan/End-738 Trust/Restricted**

COST OBJECT	Dollar	FACULTY	NON FACULTY		EMPLOYEE BENEFITS	PERSONAL SERVICE CREDITS	TOTAL PERSONAL SERVICES	TOTAL OPERATING EXPENSES	TOTAL
		FTE	Dollar	FTE					
36-7210-2001001	1,740	0.02	0	0.00	316	0	2,056	0	2,056
36-7210-2002001	1,168	0.03	0	0.00	211	0	1,379	0	1,379
36-7210-2003001	1,896	0.02	0	0.00	344	0	2,240	0	2,240
36-7210-2004001	2,060	0.02	0	0.00	373	0	2,433	0	2,433
36-7211-2001001	3,702	0.09	5,944	0.08	1,748	0	11,394	0	11,394
36-7212-2001888	2,652	0.02	0	0.00	481	0	3,133	0	3,133
36-7215-2000001	3,662	0.08	0	0.00	664	0	4,326	0	4,326
36-7215-2002001	0	0.00	10,840	0.20	1,964	0	12,804	0	12,804
36-7215-2003001	0	0.00	40,257	0.45	7,293	0	47,550	0	47,550
36-7215-2004001	8,250	0.18	13,289	0.20	3,903	0	25,442	0	25,442
36-7215-2006001	9,968	0.23	0	0.00	1,806	0	11,774	0	11,774
36-7216-2001001	3,081	0.08	0	0.00	558	0	3,639	0	3,639
37-7200-6001002	53,000	0.30	345,610	2.00	72,215	0	470,825	0	470,825
37-7200-6001003	0	0.00	1,250,208	18.25	226,497	0	1,476,705	0	1,476,705
37-7213-2003001	0	0.00	129,740	2.09	23,506	0	153,246	0	153,246

COST OBJECT LISTING BY SUB PROGRAM  
2019-2020 GENERAL OPERATING BUDGET  
UNIVERSITY OF NEBRASKA MEDICAL CENTER

**SUBPROGRAM #/NAME: 72 CHRI**

**UNMC-Trust-Grant/Cont/Loan/End-738 Trust/Restricted**

COST OBJECT	Dollar	FACULTY		NON FACULTY		EMPLOYEE BENEFITS	PERSONAL SERVICE CREDITS	TOTAL PERSONAL SERVICES	TOTAL OPERATING EXPENSES	TOTAL
		FTE	Dollar	FTE	Dollar					
37-7214-6001001 CHRI - Surgical Services Admin - Ferrer	27,519	0.50	0	0.00	0	4,987	0	32,506	0	32,506
37-7217-6001001 Child Health Research Institute	0	0.00	28,080	1.00	0	5,087	0	33,167	0	33,167
37-7218-6001001 Child Health Research Institute	125,680	2.00	170,840	3.00	0	53,721	0	350,241	0	350,241
<b>TOTAL</b>	<b>244,378</b>	<b>3.56</b>	<b>1,994,808</b>	<b>27.27</b>	<b>0</b>	<b>405,674</b>	<b>0</b>	<b>2,644,860</b>	<b>0</b>	<b>2,644,860</b>
<b>SUB PROGRAM TOTAL</b>	<b>539,501</b>	<b>8</b>	<b>2,339,285</b>	<b>41</b>	<b>0</b>	<b>569,537</b>	<b>0</b>	<b>3,448,323</b>	<b>1,037,500</b>	<b>4,485,823</b>

**SUBPROGRAM #/NAME: 82 Munroe-Meyer State Support**

**UNMC-State General Fund-731 State & University Generated/Unrestricted**

COST OBJECT	Dollar	FACULTY		NON FACULTY		EMPLOYEE BENEFITS	PERSONAL SERVICE CREDITS	TOTAL PERSONAL SERVICES	TOTAL OPERATING EXPENSES	TOTAL
		FTE	Dollar	FTE	Dollar					
31-8205-0106 MRI State Support	0	0.00	0	0.00	0	0	0	0	-34,100	-34,100
31-8207-0015 St Entity-Indep Livg	30,000	0.00	0	0.00	0	0	0	30,000	0	30,000
31-8207-0020 MMI Academic Affairs	34,849	0.20	41,085	0.64	0	18,680	0	94,614	0	94,614
31-8207-0030 MMI Info Tech	0	0.00	25,500	0.32	0	6,275	0	31,775	0	31,775
31-8207-4890 Edu&Child Dev Salary	80,089	0.83	62,684	0.77	0	35,122	0	177,895	17,200	195,095
31-8207-5800 HB Munroe Salary	100,361	0.90	103,384	1.73	0	50,121	0	253,866	1,700	255,566
31-8207-6800 Administration Salry	23,911	0.19	354,245	2.15	0	87,974	0	466,130	0	466,130
31-8207-6806 COSTSHARING/ 36-5507-3080-004	0	0.00	9,670	0.05	0	2,379	0	12,049	0	12,049
31-8207-6807 COSTSHARING/ 36-5507-3087-002	0	0.00	1,934	0.01	0	476	0	2,410	0	2,410
31-8207-6808 COSTSHARING/ 36-5507-3090-001	0	0.00	6,769	0.03	0	1,665	0	8,434	0	8,434
31-8207-7900 Business Office Salry	0	0.00	377,146	5.17	0	92,777	0	469,923	0	469,923
31-8207-7910 Human Genetics Lab18	88,511	0.60	127,625	1.75	0	53,170	0	269,306	0	269,306
31-8207-7920 Recreational Therapy	21,550	0.20	51,148	0.79	0	15,424	0	88,122	15,200	103,322
31-8207-7930 Center for Autism Spectrum Disorders	99,687	0.69	60,951	0.70	0	39,517	0	200,155	0	200,155
31-8207-8100 Genetic Med Salary	284,044	1.66	107,089	1.31	0	80,486	0	471,619	0	471,619
31-8207-8190 Devel Med Salary	128,160	0.42	39,513	0.75	0	33,140	0	200,813	0	200,813
31-8207-8390 Occup Thrpy Salary	34,151	0.30	41,523	0.75	0	18,616	0	94,290	0	94,290
31-8207-8490 Physical Thrpy Salary	109,452	1.00	34,914	0.50	0	35,514	0	179,880	0	179,880
31-8207-8550 LB901 MMI Psy Intrn	0	0.75	0	1.04	0	0	0	0	0	0
31-8207-8590 Psychology Salary	497,212	4.09	46,247	0.68	0	116,579	0	660,038	0	660,038
31-8207-8592 UNO-UNMC MMI OWW ABA	39,685	0.00	0	0.00	0	0	0	39,685	0	39,685
31-8207-8690 Speech Path Salary	36,944	0.21	59,844	1.23	0	20,653	0	117,441	0	117,441
31-8207-8790 MMI Social Services	63,640	0.95	10,000	0.00	0	18,116	0	91,756	0	91,756
31-8207-8791 COSTSHARING/ 36-0115-1005-006	6,318	0.05	0	0.00	0	1,554	0	7,872	0	7,872
31-8207-8990 Nutrition Salary	69,711	0.72	28,407	0.30	0	24,137	0	122,255	0	122,255
31-8207-9400 Rual Health Salary	0	0.00	200,000	4.63	0	49,200	0	249,200	0	249,200
31-8208-0001 iCASD	80,400	0.00	18,000	0.00	0	0	0	98,400	0	98,400
31-8210-0100 Autism Dx Clinics	18,681	0.20	0	0.00	0	4,596	0	23,277	0	23,277
31-8210-0400 POE-Austism Spec Dis	200,772	0.00	0	0.00	0	0	0	200,772	0	200,772
31-8210-0500 MMI EARLY INTERVENTI	17,818	0.20	0	0.00	0	4,384	0	22,202	0	22,202
31-8210-0700 MMI VIRTUAL CARE	16,491	0.20	0	0.00	0	4,056	0	20,547	0	20,547
31-8220-0090 POE-Genetic Medicine	173,787	0.65	0	0.00	0	32,863	0	206,650	0	206,650
31-8234-0001 Ctr Excel-Dev Disabl	41,013	0.00	0	0.00	0	0	0	41,013	0	41,013
<b>TOTAL</b>	<b>2,297,237</b>	<b>15.01</b>	<b>1,807,678</b>	<b>25.30</b>	<b>0</b>	<b>847,474</b>	<b>0</b>	<b>4,952,389</b>	<b>0</b>	<b>4,952,389</b>
<b>SUB PROGRAM TOTAL</b>	<b>2,297,237</b>	<b>15</b>	<b>1,807,678</b>	<b>25</b>	<b>0</b>	<b>847,474</b>	<b>0</b>	<b>4,952,389</b>	<b>0</b>	<b>4,952,389</b>

**SUBPROGRAM #/NAME: 83 College of Medicine Clinical**

COST OBJECT LISTING BY SUB PROGRAM  
2019-2020 GENERAL OPERATING BUDGET  
UNIVERSITY OF NEBRASKA MEDICAL CENTER

SUBPROGRAM #/NAME: 83 College of Medicine Clinical

UNMC-Trust-Grant/Cont/Loan/End-738 Trust/Restricted

COST OBJECT	Dollar	FACULTY	NON FACULTY		EMPLOYEE BENEFITS	PERSONAL	TOTAL	TOTAL	TOTAL	
		FTE	Dollar	FTE		SERVICE CREDITS	PERSONAL SERVICES	OPERATING EXPENSES		
37-8305-3001001	Facilities Management and Plant	0	0.00	424,102	5.50	76,833	0	500,935	0	500,935
37-8310-1002001	House Officer	0	0.00	377,093	4.95	68,316	0	445,409	0	445,409
37-8310-4001001	DDIF Administration	0	0.00	80,094	1.50	14,511	0	94,605	0	94,605
37-8320-1001001	DDIF Instruction	0	0.00	16,650	0.25	3,017	0	19,667	0	19,667
37-8320-1002001	House Officer	230,600	2.09	180,133	3.00	74,412	0	485,145	0	485,145
37-8320-1002002	House Officer Anesth Core Fac	152,271	1.95	17,785	0.70	30,809	0	200,865	0	200,865
37-8320-3001001	Clinical	6,218,928	55.20	10,000	0.00	1,128,479	0	7,357,407	0	7,357,407
37-8320-4001001	DDIF Administration	0	0.00	413,098	7.01	74,841	0	487,939	0	487,939
37-8321-1002001	House Officer	338,333	3.64	98,367	1.57	79,117	0	515,817	0	515,817
37-8321-1002002	House Officer Fam Med Core Fac	176,128	2.26	0	0.00	31,909	0	208,037	0	208,037
37-8321-1002010	House Officer Fam Med Outstate Prog Dir	347,880	2.00	0	0.00	63,024	0	410,904	0	410,904
37-8321-3001001	Clinical	1,431,193	16.30	0	0.00	259,284	0	1,690,477	0	1,690,477
37-8321-4001001	DDIF Administration	626,076	6.53	143,824	2.12	139,480	0	909,380	0	909,380
37-8322-1001001	DDIF Instruction	0	0.00	2,803	0.03	509	0	3,312	0	3,312
37-8322-1002001	House Officer	0	0.00	103,402	1.67	18,732	0	122,134	0	122,134
37-8322-1002003	House Officer IM-Admin Med Peds	55,833	1.34	26,500	0.50	14,916	0	97,249	0	97,249
37-8322-2001001	DDIF Research	10,272	0.09	9,547	0.10	3,591	0	23,410	0	23,410
37-8322-4001001	DDIF Administration	40,000	0.89	0	0.00	7,247	0	47,247	0	47,247
37-8324-1001001	DDIF Instruction	0	0.00	24,400	0.33	4,420	0	28,820	0	28,820
37-8324-1002001	House Officer	241,325	2.93	59,609	1.00	54,519	0	355,453	0	355,453
37-8324-1002002	House Officer IM-Card Core Fac	57,240	1.19	0	0.00	10,371	0	67,611	0	67,611
37-8324-2001001	DDIF Research	193,247	1.80	251,883	4.54	80,643	0	525,773	0	525,773
37-8324-3001001	Clinical	370,006	5.19	0	0.00	67,033	0	437,039	0	437,039
37-8324-4001001	DDIF Administration	176,195	2.96	44,117	1.00	39,913	0	260,225	0	260,225
37-8325-2001001	DDIF Research	0	0.00	222,296	3.90	40,272	0	262,568	0	262,568
37-8326-1001001	DDIF Instruction	0	0.00	5,617	0.08	1,018	0	6,635	0	6,635
37-8326-1002001	House Officer	33,567	0.83	26,110	0.50	10,813	0	70,490	0	70,490
37-8326-1002002	House Officer IM-DEM Core Fac	14,671	0.23	0	0.00	2,658	0	17,329	0	17,329
37-8326-2001001	DDIF Research	19,654	0.19	0	0.00	3,561	0	23,215	0	23,215
37-8326-3001001	Clinical	236,612	3.25	0	0.00	42,866	0	279,478	0	279,478
37-8326-4001001	DDIF Administration	21,334	0.37	0	0.00	3,865	0	25,199	0	25,199
37-8327-1001001	DDIF Instruction	0	0.00	19,621	0.27	3,556	0	23,177	0	23,177
37-8327-1002002	House Officer IM-GM Core Fac	69,834	0.49	0	0.00	12,652	0	82,486	0	82,486
37-8327-2001001	DDIF Research	59,568	0.84	0	0.00	10,792	0	70,360	0	70,360
37-8327-3001001	Clinical	588,135	7.10	0	0.00	106,550	0	694,685	0	694,685
37-8327-4001001	DDIF Administration	22,700	0.50	0	0.00	4,114	0	26,814	0	26,814
37-8328-1001001	DDIF Instruction	0	0.00	10,709	0.15	1,941	0	12,650	0	12,650
37-8328-1002001	House Officer	53,500	0.50	38,401	0.80	16,649	0	108,550	0	108,550
37-8328-1002002	House Off IMGer Core Fac	24,829	0.40	0	0.00	4,499	0	29,328	0	29,328
37-8328-2001001	DDIF Research	83,323	1.11	70,271	1.48	27,827	0	181,421	0	181,421
37-8328-3001001	Clinical	142,187	1.54	0	0.00	25,760	0	167,947	0	167,947
37-8328-4001001	DDIF Administration	43,075	0.76	41,820	1.00	15,381	0	100,276	0	100,276
37-8329-1001001	DDIF Instruction	0	0.00	17,366	0.23	3,146	0	20,512	0	20,512
37-8329-1002001	House Officer	132,570	1.52	54,264	0.97	33,849	0	220,683	0	220,683
37-8329-1002002	House Officer IM-GI Core Fac	63,304	0.89	0	0.00	11,469	0	74,773	0	74,773
37-8329-2001001	DDIF Research	62,468	0.63	32,500	0.49	17,205	0	112,173	0	112,173
37-8329-3001001	Clinical	385,024	4.27	0	0.00	69,754	0	454,778	0	454,778
37-8329-4001001	DDIF Administration	54,533	0.52	41,000	1.00	17,308	0	112,841	0	112,841
37-8331-1001001	IM-HOSPITAL MEDICINE	0	0.00	64,872	1.00	11,752	0	76,624	0	76,624
37-8331-1002001	IM-Hospital Medicine	26,900	0.67	0	0.00	4,873	0	31,773	0	31,773
37-8331-1002002	IM Hospital Med-Core Faculty	181,500	3.64	0	0.00	32,882	0	214,382	0	214,382



COST OBJECT LISTING BY SUB PROGRAM  
 2019-2020 GENERAL OPERATING BUDGET  
 UNIVERSITY OF NEBRASKA MEDICAL CENTER

**SUBPROGRAM #/NAME: 83 College of Medicine Clinical**

**UNMC-Trust-Grant/Cont/Loan/End-738 Trust/Restricted**

COST OBJECT	Dollar	FACULTY	NON FACULTY		EMPLOYEE BENEFITS	PERSONAL	TOTAL	TOTAL	TOTAL	
		FTE	Dollar	FTE		SERVICE CREDITS	PERSONAL SERVICES	OPERATING EXPENSES		
37-8331-2001001	IM-Hospital Medicine	200,191	3.75	47,359	0.75	44,849	0	292,399	0	292,399
37-8331-3001001	IM-Hospital Medicine	1,410,808	27.72	0	0.00	255,593	0	1,666,401	0	1,666,401
37-8332-1002001	House Officer	50,000	0.61	22,811	0.49	13,191	0	86,002	0	86,002
37-8332-1002002	House Officer IM-ID Core Fac	3,027	0.06	0	0.00	548	0	3,575	0	3,575
37-8332-2001001	DDIF Research	76,415	1.34	0	0.00	13,843	0	90,258	0	90,258
37-8332-3001001	Clinical	337,465	5.27	0	0.00	61,137	0	398,602	0	398,602
37-8332-4001001	DDIF Administration	25,247	0.34	0	0.00	4,573	0	29,820	0	29,820
37-8334-1002001	House Officer	73,286	0.80	31,719	0.60	19,023	0	124,028	0	124,028
37-8334-1002002	House Officer IM-Onc Core Fac	18,328	0.27	0	0.00	3,320	0	21,648	0	21,648
37-8334-2001001	DDIF Research	71,306	1.25	16,897	0.50	15,980	0	104,183	0	104,183
37-8334-3001001	Clinical	910,254	10.49	0	0.00	164,908	0	1,075,162	0	1,075,162
37-8334-4001001	DDIF Administration	81,403	1.49	0	0.00	14,746	0	96,149	0	96,149
37-8335-2001001	Internal Medicine FPBCC-CRC	0	0.00	382,836	6.38	69,357	0	452,193	0	452,193
37-8337-1001001	DDIF Instruction	0	0.00	1,642	0.02	298	0	1,940	0	1,940
37-8337-1002001	House Officer	48,427	0.65	34,621	0.70	15,045	0	98,093	0	98,093
37-8337-1002002	House Officer - Sleep Fellowship	59,347	1.20	0	0.00	10,751	0	70,098	0	70,098
37-8337-1002003	House Officer - Sleep Fellowship	48,316	0.96	12,352	0.25	10,991	0	71,659	0	71,659
37-8337-2001001	DDIF Research	29,218	0.27	9,562	0.15	7,026	0	45,806	0	45,806
37-8337-3001001	Clinical	466,545	5.85	0	0.00	84,523	0	551,068	0	551,068
37-8337-4001001	DDIF Administration	116,090	1.36	0	0.00	21,031	0	137,121	0	137,121
37-8340-1001001	DDIF Instruction	0	0.00	39,780	0.59	7,207	0	46,987	0	46,987
37-8340-1002001	House Officer	22,528	0.23	26,500	0.50	8,882	0	57,910	0	57,910
37-8340-1002002	House Officer IM-Neph Core Fac	16,800	0.32	0	0.00	3,043	0	19,843	0	19,843
37-8340-3001001	Clinical	133,916	1.75	0	0.00	24,261	0	158,177	0	158,177
37-8340-4001001	DDIF Administration	32,500	0.72	0	0.00	5,888	0	38,388	0	38,388
37-8341-1001001	DDIF Instruction	0	0.00	30,090	0.40	5,450	0	35,540	0	35,540
37-8341-1002001	House Officer	45,174	0.41	0	0.00	8,184	0	53,358	0	53,358
37-8341-1002002	House Officer IM-Rheu Core Fac	12,380	0.15	0	0.00	2,242	0	14,622	0	14,622
37-8341-2001001	DDIF Research	64,836	0.57	134,401	2.06	36,094	0	235,331	0	235,331
37-8341-3001001	Clinical	110,492	1.33	0	0.00	20,017	0	130,509	0	130,509
37-8341-4001001	DDIF Administration	241,000	0.86	92,097	1.34	60,347	0	393,444	0	393,444
37-8350-1002001	House Officer	56,979	1.14	50,385	0.97	19,450	0	126,814	0	126,814
37-8350-1002002	Fellows Neurosciences	42,500	0.54	0	0.00	7,700	0	50,200	0	50,200
37-8350-2001001	DDIF Research	137,699	0.96	10,745	0.05	26,893	0	175,337	0	175,337
37-8350-3001001	Clinical	1,485,149	19.42	136,312	2.00	293,755	0	1,915,216	0	1,915,216
37-8350-4001001	DDIF Administration	0	0.00	126,195	2.37	22,862	0	149,057	0	149,057
37-8360-1002001	House Officer	55,955	0.53	45,000	1.00	18,290	0	119,245	0	119,245
37-8360-1002002	House Officer OB/GYN Core Fac	81,911	1.07	0	0.00	14,840	0	96,751	0	96,751
37-8360-2001001	DDIF Research	90,988	0.64	0	0.00	16,484	0	107,472	0	107,472
37-8360-3001001	Clinical	31,291	0.21	75,613	0.32	19,367	0	126,271	0	126,271
37-8360-4001001	DDIF Administration	0	0.00	44,273	0.87	8,021	0	52,294	0	52,294
37-8361-3001001	Clinical	258,206	2.77	0	0.00	46,779	0	304,985	0	304,985
37-8362-3001001	Clinical	86,028	1.19	0	0.00	15,586	0	101,614	0	101,614
37-8370-1002002	House Officer Opht Core Fac	47,859	0.78	0	0.00	8,670	0	56,529	0	56,529
37-8370-2001001	DDIF Research	142,898	1.09	0	0.00	25,889	0	168,787	0	168,787
37-8370-3001001	Clinical	274,819	5.33	0	0.00	49,788	0	324,607	0	324,607
37-8370-4001001	DDIF Administration	106,221	1.56	361,627	4.45	84,759	0	552,607	0	552,607
37-8380-1002001	House Officer	115,485	1.21	72,489	1.10	34,055	0	222,029	0	222,029
37-8380-1002002	House Officer Orth Core Fac	136,273	2.31	12,897	0.06	27,024	0	176,194	0	176,194
37-8380-2001001	DDIF Research	44,932	0.28	135,919	2.49	32,765	0	213,616	0	213,616
37-8380-3001001	Clinical	25,524	0.37	0	0.00	4,624	0	30,148	0	30,148

COST OBJECT LISTING BY SUB PROGRAM  
2019-2020 GENERAL OPERATING BUDGET  
UNIVERSITY OF NEBRASKA MEDICAL CENTER

**SUBPROGRAM #/NAME: 83 College of Medicine Clinical**

**UNMC-Trust-Grant/Cont/Loan/End-738 Trust/Restricted**

COST OBJECT	Dollar	FACULTY		NON FACULTY		EMPLOYEE BENEFITS	PERSONAL SERVICE CREDITS	TOTAL PERSONAL SERVICES	TOTAL OPERATING EXPENSES	TOTAL
		FTE	Dollar	FTE	Dollar					
37-8380-4001001 DDIF Administration	322,472	5.05	499,231	8.68	148,866	0	970,569	0	970,569	
37-8390-1001001 DDIF Instruction	116,912	0.46	60,584	0.20	32,158	0	209,654	0	209,654	
37-8390-1002001 House Officer	23,807	0.47	48,614	1.00	13,120	0	85,541	0	85,541	
37-8390-1002002 House Officer Otol Core Fac	42,600	0.95	11,799	0.22	9,855	0	64,254	0	64,254	
37-8390-2001001 DDIF Research	0	0.00	48,833	1.00	8,848	0	57,681	0	57,681	
37-8390-3001001 Clinical	565,912	7.89	0	0.00	102,525	0	668,437	0	668,437	
37-8390-4001001 DDIF Administration	0	0.00	245,078	4.03	44,400	0	289,478	0	289,478	
<b>TOTAL</b>	<b>21,982,534</b>	<b>262.82</b>	<b>5,796,515</b>	<b>93.17</b>	<b>5,032,659</b>	<b>0</b>	<b>32,811,708</b>	<b>0</b>	<b>32,811,708</b>	
<b>SUB PROGRAM TOTAL</b>	<b>21,982,534</b>	<b>263</b>	<b>5,796,515</b>	<b>93</b>	<b>5,032,659</b>	<b>0</b>	<b>32,811,708</b>	<b>0</b>	<b>32,811,708</b>	

**SUBPROGRAM #/NAME: 84 College of Medicine Clinical**

**UNMC-Trust-Grant/Cont/Loan/End-738 Trust/Restricted**

COST OBJECT	Dollar	FACULTY		NON FACULTY		EMPLOYEE BENEFITS	PERSONAL SERVICE CREDITS	TOTAL PERSONAL SERVICES	TOTAL OPERATING EXPENSES	TOTAL
		FTE	Dollar	FTE	Dollar					
37-8430-1002001 House Officer	145,008	1.84	54,498	1.00	36,144	0	235,650	0	235,650	
37-8430-1002002 House Officer Path Core Fac	157,694	1.99	0	0.00	28,568	0	186,262	0	186,262	
37-8430-2001001 DDIF Research	701,543	5.98	36,587	0.56	133,725	0	871,855	0	871,855	
37-8430-3001001 Clinical	677,209	6.20	49,093	0.12	131,582	0	857,884	0	857,884	
37-8430-4001001 DDIF Administration	680,457	5.60	289,467	6.25	175,718	0	1,145,642	0	1,145,642	
37-8430-4001002 Path Research Overhead	0	0.00	48,916	1.00	8,862	0	57,778	0	57,778	
37-8430-4001003 Path Education Overhead	0	0.00	49,470	1.00	8,962	0	58,432	0	58,432	
37-8432-1002001 MMI	37,114	0.18	0	0.00	6,723	0	43,837	0	43,837	
37-8433-1002002 House Officer Psych Core Fac	18,898	0.22	0	0.00	3,424	0	22,322	0	22,322	
37-8433-3001001 Clinical	565,109	4.34	0	0.00	102,379	0	667,488	0	667,488	
37-8433-4001001 DDIF Administration	0	0.00	46,000	0.00	8,334	0	54,334	0	54,334	
37-8440-1002001 House Officer	87,532	1.07	21,148	0.40	19,690	0	128,370	0	128,370	
37-8440-1002002 Rad Onc Medical Residency Program	65,591	0.72	43,498	0.18	19,763	0	128,852	0	128,852	
37-8440-2001001 DDIF Research	128,144	1.60	20,000	0.50	26,838	0	174,982	0	174,982	
37-8440-3001001 Clinical	1,511,671	7.94	60,193	0.26	284,770	0	1,856,634	0	1,856,634	
37-8440-4001001 DDIF Administration	342,172	1.49	248,288	4.03	106,971	0	697,431	0	697,431	
37-8450-1001001 DDIF Instruction	0	0.00	10,213	0.11	1,850	0	12,063	0	12,063	
37-8450-1002001 House Officer	134,678	1.21	77,371	0.97	38,416	0	250,465	0	250,465	
37-8450-1002002 Residents-Diagnostic Radiology	175,332	1.23	0	0.00	31,765	0	207,097	0	207,097	
37-8450-2001001 DDIF Research	76,101	0.73	0	0.00	13,787	0	89,888	0	89,888	
37-8450-3001001 Clinical	2,140,907	23.01	15,000	0.00	390,580	0	2,546,487	0	2,546,487	
37-8450-4001001 DDIF Administration	0	0.00	156,985	3.26	28,440	0	185,425	0	185,425	
37-8460-1001001 DDIF Instruction	0	0.00	20,553	0.20	3,725	0	24,278	0	24,278	
37-8460-1002001 House Officer	73,750	1.35	0	0.00	13,362	0	87,112	0	87,112	
37-8460-1002002 HO Sur-Gen Core Fund	317,332	4.36	0	0.00	57,490	0	374,822	0	374,822	
37-8460-4001001 DDIF Administration	0	0.00	91,835	0.41	16,638	0	108,473	0	108,473	
37-8461-2001001 DDIF Research	75,248	0.82	0	0.00	13,632	0	88,880	0	88,880	
37-8461-3001001 Clinical	179,545	2.70	0	0.00	32,528	0	212,073	0	212,073	
37-8461-4001001 DDIF Administration	0	0.00	88,790	2.00	16,086	0	104,876	0	104,876	
37-8462-1002001 House Officer	30,000	0.60	12,241	0.25	7,653	0	49,894	0	49,894	
37-8462-1002002 HO Sur - Core Fund	20,576	0.30	0	0.00	3,729	0	24,305	0	24,305	
37-8462-2001001 DDIF Research	13,016	0.17	0	0.00	2,358	0	15,374	0	15,374	
37-8462-3001001 Clinical	171,573	2.23	0	0.00	31,085	0	202,658	0	202,658	
37-8462-4001001 DDIF Administration	25,000	0.22	39,710	0.90	11,724	0	76,434	0	76,434	

COST OBJECT LISTING BY SUB PROGRAM  
 2019-2020 GENERAL OPERATING BUDGET  
 UNIVERSITY OF NEBRASKA MEDICAL CENTER

**SUBPROGRAM #/NAME: 84 College of Medicine Clinical**

**UNMC-Trust-Grant/Cont/Loan/End-738 Trust/Restricted**

COST OBJECT	Dollar	FACULTY	NON FACULTY		EMPLOYEE BENEFITS	PERSONAL	TOTAL	TOTAL	TOTAL	
		FTE	Dollar	FTE		SERVICE CREDITS	PERSONAL SERVICES	OPERATING EXPENSES		
37-8463-1001001	DDIF Instruction	0	0.00	24,100	0.30	4,366	0	28,466	0	28,466
37-8463-3001001	Clinical	341,925	4.85	25,000	0.00	66,474	0	433,399	0	433,399
37-8463-4001001	DDIF Administration	0	0.00	84,077	1.90	15,232	0	99,309	0	99,309
37-8464-1001001	DDIF Instruction	0	0.00	8,160	0.11	1,478	0	9,638	0	9,638
37-8464-1002001	House Officer	64,149	0.72	36,619	0.48	18,256	0	119,024	0	119,024
37-8464-3001001	Clinical	178,647	3.00	0	0.00	32,365	0	211,012	0	211,012
37-8464-4001001	DDIF Administration	25,000	0.28	0	0.00	4,529	0	29,529	0	29,529
37-8465-1001001	DDIF Instruction	0	0.00	34,268	0.45	6,208	0	40,476	0	40,476
37-8465-1002001	House Officer	84,637	0.94	26,111	0.50	20,064	0	130,812	0	130,812
37-8465-1002002	HO Sur-Urol Core Fund	58,650	1.20	0	0.00	10,626	0	69,276	0	69,276
37-8465-2001001	DDIF Research	21,098	0.36	0	0.00	3,823	0	24,921	0	24,921
37-8465-4001001	DDIF Administration	0	0.00	25,000	0.00	4,529	0	29,529	0	29,529
37-8467-1001001	DDIF Instruction	0	0.00	22,581	0.27	4,091	0	26,672	0	26,672
37-8467-1002001	House Officer	76,893	1.00	24,482	0.50	18,365	0	119,740	0	119,740
37-8467-1002002	HO Sur-Plant Core Fund	24,657	0.36	0	0.00	4,468	0	29,125	0	29,125
37-8467-2001001	DDIF Research	9,660	0.21	0	0.00	1,750	0	11,410	0	11,410
37-8467-3001001	Clinical	169,976	2.07	0	0.00	30,794	0	200,770	0	200,770
37-8467-4001001	DDIF Administration	25,000	0.28	43,929	1.00	12,488	0	81,417	0	81,417
37-8468-1001001	DDIF Instruction	0	0.00	56,331	0.64	10,206	0	66,537	0	66,537
37-8468-1002001	House Officer	22,500	0.29	12,514	0.25	6,344	0	41,358	0	41,358
37-8468-2001001	DDIF Research	74,572	0.43	0	0.00	13,510	0	88,082	0	88,082
37-8468-3001001	Clinical	339,070	4.78	0	0.00	61,428	0	400,498	0	400,498
37-8468-4001001	DDIF Administration	25,000	0.25	235,742	5.05	47,239	0	307,981	0	307,981
37-8469-1002001	House Officer	75,018	1.00	12,241	0.25	15,808	0	103,067	0	103,067
37-8469-1002002	HO Sur-Vasc Core Fund	21,917	0.31	0	0.00	3,971	0	25,888	0	25,888
37-8469-2001001	DDIF Research	59,675	0.31	0	0.00	10,812	0	70,487	0	70,487
37-8469-3001001	Clinical	112,942	1.54	0	0.00	20,462	0	133,404	0	133,404
37-8469-4001001	DDIF Administration	0	0.00	111,480	2.00	20,196	0	131,676	0	131,676
37-8470-3001001	Clinical	378,773	5.29	0	0.00	68,621	0	447,394	0	447,394
37-8470-4001001	DDIF Administration	30,000	0.60	132,027	3.00	29,353	0	191,380	0	191,380
37-8471-1001001	DDIF Instruction	0	0.00	39,559	0.43	7,167	0	46,726	0	46,726
37-8471-1002001	House Officer	19,850	0.23	27,862	0.48	8,644	0	56,356	0	56,356
37-8471-3001001	Clinical	198,824	2.35	0	0.00	36,021	0	234,845	0	234,845
37-8471-4001001	DDIF Administration	55,000	0.36	227,067	4.52	51,101	0	333,168	0	333,168
37-8480-1002001	House Officer	76,901	1.07	84,145	1.43	29,176	0	190,222	0	190,222
37-8480-1002002	House Officer Emer Med Core Fac	188,190	3.73	0	0.00	34,093	0	222,283	0	222,283
37-8480-2001001	DDIF Research	94,517	1.04	0	0.00	17,125	0	111,642	0	111,642
37-8480-3001001	Clinical	882,029	9.82	100,100	0.60	177,930	0	1,160,059	0	1,160,059
37-8480-3001002	Clinical Emer-Med Bellevue	238,538	5.92	0	0.00	43,215	0	281,753	0	281,753
37-8480-4001001	DDIF Administration	136,947	1.99	317,696	4.73	82,367	0	537,010	0	537,010
37-8485-1002001	Neurosurgery	154,199	1.23	55,791	1.00	38,044	0	248,034	0	248,034
37-8485-1002002	House Off Neurosurg Core Fac	109,400	1.69	0	0.00	19,819	0	129,219	0	129,219
37-8485-2001001	Neurosurgery	81,584	1.00	104,398	2.00	33,693	0	219,675	0	219,675
37-8485-3001001	Neurosurgery	218,038	3.43	0	0.00	39,501	0	257,539	0	257,539
37-8485-4001001	Neurosurgery	19,182	0.48	358,087	4.58	68,348	0	445,617	0	445,617
37-8490-1002001	Otolaryngology	7,971	0.18	0	0.00	1,444	0	9,415	0	9,415
37-8490-3001001	Physical Med & Rehab	15,714	0.35	0	0.00	2,846	0	18,560	0	18,560
37-8495-1002001	Clinical Ent - Dermatology	31,900	0.16	22,440	0.40	9,844	0	64,184	0	64,184
37-8495-3001001	Clinical Ent - Dermatology	20,090	0.45	0	0.00	3,639	0	23,729	0	23,729
37-8495-4001001	Clinical Ent - Dermatology	168,060	4.18	188,620	2.00	64,619	0	421,299	0	421,299
37-8495-4001999	COSTSHARE/ 36-5395-2001-001	450	0.01	0	0.00	82	0	532	0	532

COST OBJECT LISTING BY SUB PROGRAM  
2019-2020 GENERAL OPERATING BUDGET  
UNIVERSITY OF NEBRASKA MEDICAL CENTER

**SUBPROGRAM #/NAME: 84 College of Medicine Clinical**

<b>TOTAL</b>	<b>13,488,343</b>	<b>147.78</b>	<b>3,920,283</b>	<b>62.25</b>	<b>3,153,875</b>	<b>0</b>	<b>20,562,501</b>	<b>0</b>	<b>20,562,501</b>
--------------	-------------------	---------------	------------------	--------------	------------------	----------	-------------------	----------	-------------------

<b>SUB PROGRAM TOTAL</b>	<b>13,488,343</b>	<b>148</b>	<b>3,920,283</b>	<b>62</b>	<b>3,153,875</b>	<b>0</b>	<b>20,562,501</b>	<b>0</b>	<b>20,562,501</b>
--------------------------	-------------------	------------	------------------	-----------	------------------	----------	-------------------	----------	-------------------

**SUBPROGRAM #/NAME: 96 Stores/Services**

**UNMC-Auxiliary-739 Auxiliaries & Services/Restricted**

COST OBJECT	Dollar	FACULTY FTE	NON FACULTY Dollar	FTE	EMPLOYEE BENEFITS	PERSONAL SERVICE CREDITS	TOTAL PERSONAL SERVICES	TOTAL OPERATING EXPENSES	TOTAL
33-9605-0795 Eye Bank	0	0.00	366,933	6.00	84,089	0	451,022	622,370	1,073,392
33-9607-0236 Optical Shop	0	0.00	233,080	5.00	53,414	0	286,494	408,505	694,999
33-9696-0354 Tech Dev UNMC Budget	0	0.00	866,702	10.20	198,620	0	1,065,322	0	1,065,322
33-9696-0357 Technology Development	0	0.00	0	0.00	0	0	0	5,826	5,826
33-9696-0365 Advanced Surgical Technology	0	0.00	31,529	0.35	7,225	0	38,754	0	38,754
33-9696-0886 Child Care Center	0	0.00	708,195	22.00	162,164	0	870,359	22,775	893,134
<b>TOTAL</b>	<b>0</b>	<b>0.00</b>	<b>2,206,439</b>	<b>43.55</b>	<b>505,512</b>	<b>0</b>	<b>2,711,951</b>	<b>1,059,476</b>	<b>3,771,427</b>
<b>SUB PROGRAM TOTAL</b>	<b>0</b>	<b>0</b>	<b>2,206,439</b>	<b>44</b>	<b>505,512</b>	<b>0</b>	<b>2,711,951</b>	<b>1,059,476</b>	<b>3,771,427</b>

**SUBPROGRAM #/NAME: 97 Clearing Centers**

**UNMC-Auxiliary-739 Auxiliaries & Services/Restricted**

COST OBJECT	Dollar	FACULTY FTE	NON FACULTY Dollar	FTE	EMPLOYEE BENEFITS	PERSONAL SERVICE CREDITS	TOTAL PERSONAL SERVICES	TOTAL OPERATING EXPENSES	TOTAL
33-9705-0006 Purchased Utilities	0	0.00	0	0.00	0	0	0	61,924	61,924
33-9710-6975 Nursing Resources And Developmt	17,442	0.10	0	0.00	3,997	0	21,439	0	21,439
33-9710-7339 Clinical Nutrition	89,483	0.90	11,176	0.09	23,068	0	123,727	0	123,727
<b>TOTAL</b>	<b>106,925</b>	<b>1.00</b>	<b>11,176</b>	<b>0.09</b>	<b>27,065</b>	<b>0</b>	<b>145,166</b>	<b>61,924</b>	<b>207,090</b>
<b>SUB PROGRAM TOTAL</b>	<b>106,925</b>	<b>1</b>	<b>11,176</b>	<b>0</b>	<b>27,065</b>	<b>0</b>	<b>145,166</b>	<b>61,924</b>	<b>207,090</b>

**SUBPROGRAM #/NAME: 98 Company Balance Sheets**

**UNMC-Federal Letter of Credit-736 Federal/Restricted**

COST OBJECT	Dollar	FACULTY FTE	NON FACULTY Dollar	FTE	EMPLOYEE BENEFITS	PERSONAL SERVICE CREDITS	TOTAL PERSONAL SERVICES	TOTAL OPERATING EXPENSES	TOTAL
34-9899-0011011 Ant Awards-Instruction	0	0.00	0	0.00	0	0	0	19,599,980	19,599,980
34-9899-0022022 Ant Awards-Rsch Other	0	0.00	0	0.00	0	0	0	93,326,211	93,326,211
34-9899-0033033 Ant Awards - Community Service	0	0.00	0	0.00	0	0	0	3,298,528	3,298,528
34-9899-0060061 ANT AWARDS-INSTITUTIONAL ADMIN	0	0.00	0	0.00	0	0	0	2,608,440	2,608,440
<b>TOTAL</b>	<b>0</b>	<b>0.00</b>	<b>0</b>	<b>0.00</b>	<b>0</b>	<b>0</b>	<b>0</b>	<b>118,833,159</b>	<b>118,833,159</b>

**UNMC-Federal Advance-737 Federal/Restricted**

COST OBJECT	Dollar	FACULTY FTE	NON FACULTY Dollar	FTE	EMPLOYEE BENEFITS	PERSONAL SERVICE CREDITS	TOTAL PERSONAL SERVICES	TOTAL OPERATING EXPENSES	TOTAL
35-9899-0021021 Ant Awards-Research Instr	0	0.00	0	0.00	0	0	0	6,024,394	6,024,394
<b>TOTAL</b>	<b>0</b>	<b>0.00</b>	<b>0</b>	<b>0.00</b>	<b>0</b>	<b>0</b>	<b>0</b>	<b>6,024,394</b>	<b>6,024,394</b>

**UNMC-Trust-Grant/Cont/Loan/End-738 Trust/Restricted**

COST OBJECT	Dollar	FACULTY FTE	NON FACULTY Dollar	FTE	EMPLOYEE BENEFITS	PERSONAL SERVICE CREDITS	TOTAL PERSONAL SERVICES	TOTAL OPERATING EXPENSES	TOTAL
36-9899-0011011 Ant Awards - Instruction	0	0.00	0	0.00	0	0	0	49,784,839	49,784,839
36-9899-0022022 Ant Awards - Rsch Other	0	0.00	0	0.00	0	0	0	29,196,303	29,196,303

COST OBJECT LISTING BY SUB PROGRAM  
 2019-2020 GENERAL OPERATING BUDGET  
 UNIVERSITY OF NEBRASKA MEDICAL CENTER

**SUBPROGRAM #/NAME: 98 Company Balance Sheets**

**UNMC-Trust-Grant/Cont/Loan/End-738 Trust/Restricted**

COST OBJECT	Dollar	FACULTY	NON FACULTY		EMPLOYEE BENEFITS	PERSONAL	TOTAL	TOTAL	
		FTE	Dollar	FTE		SERVICE CREDITS	PERSONAL SERVICES	OPERATING EXPENSES	TOTAL
36-9899-0033033 Ant Awards - Community Svc	0	0.00	0	0.00	0	0	0	20,307,088	20,307,088
36-9899-0046046 Ant Awards-Academic Admin	0	0.00	0	0.00	0	0	0	5,628,657	5,628,657
36-9899-0054054 ANT Awards Student Services	0	0.00	0	0.00	0	0	0	28,789	28,789
36-9899-0060061 ANT AWARDS-INSTITUTIONAL ADMIN	0	0.00	0	0.00	0	0	0	390,365	390,365
36-9899-0081081 Ant Awards - Scholarships	0	0.00	0	0.00	0	0	0	2,096,125	2,096,125
<b>TOTAL</b>	<b>0</b>	<b>0.00</b>	<b>0</b>	<b>0.00</b>	<b>0</b>	<b>0</b>	<b>0</b>	<b>107,432,166</b>	<b>107,432,166</b>

**UNMC-Auxiliary-739 Auxiliaries & Services/Restricted**

COST OBJECT	Dollar	FACULTY	NON FACULTY		EMPLOYEE BENEFITS	PERSONAL	TOTAL	TOTAL	
		FTE	Dollar	FTE		SERVICE CREDITS	PERSONAL SERVICES	OPERATING EXPENSES	TOTAL
33-9813-0056 Accts Rec-Copy Center	0	0.00	0	0.00	0	0	0	56,000	56,000
33-9899-0070 Ant Income Stores & Services	0	0.00	0	0.00	0	0	0	46,290,904	46,290,904
33-9899-0210 Ant Income-Research	0	0.00	0	0.00	0	0	0	26,062	26,062
33-9899-0910 Ant Inc Indep Operations	0	0.00	0	0.00	0	0	0	697,745	697,745
<b>TOTAL</b>	<b>0</b>	<b>0.00</b>	<b>0</b>	<b>0.00</b>	<b>0</b>	<b>0</b>	<b>0</b>	<b>47,070,711</b>	<b>47,070,711</b>
<b>SUB PROGRAM TOTAL</b>	<b>0</b>	<b>0</b>	<b>0</b>	<b>0</b>	<b>0</b>	<b>0</b>	<b>0</b>	<b>279,360,430</b>	<b>279,360,430</b>

COST OBJECT LISTING BY SUB PROGRAM  
2019-2020 GENERAL OPERATING BUDGET  
UNIVERSITY OF NEBRASKA AT OMAHA

**SUBPROGRAM #/NAME: 01 Academics Affairs**

**UNO-State General Fund-791 State & University Generated/Unrestricted**

COST OBJECT	Dollar	FACULTY	NON FACULTY		EMPLOYEE BENEFITS	PERSONAL	TOTAL	TOTAL	TOTAL
		FTE	Dollar	FTE		SERVICE CREDITS	PERSONAL SERVICES	OPERATING EXPENSES	
41-0101-0100 Sr V/C - Academic Affairs	0	0.00	1,117,393	9.52	322,734	0	1,440,127	74,911	1,515,038
41-0101-0200 Assessment Office	0	0.00	0	0.00	0	0	0	59,651	59,651
41-0101-0300 Collective Bargaining Expense	0	0.00	0	0.00	0	0	0	34,965	34,965
41-0102-0100 Candidate Expense	0	0.00	0	0.00	0	0	0	13,739	13,739
41-0103-0100 Program Development Curriculum Review	0	0.00	0	0.00	0	0	0	12,996	12,996
41-0104-0100 Faculty Senate	13,000	0.50	43,680	1.00	13,858	0	70,538	6,560	77,098
41-0105-0100 Memberships	0	0.00	0	0.00	0	0	0	73,189	73,189
41-0107-0100 Institutional Effectiveness	0	0.00	533,110	6.25	130,346	0	663,456	31,344	694,800
41-0107-0200 Academic Accreditation	0	0.00	0	0.00	0	0	0	15,000	15,000
<b>TOTAL</b>	<b>13,000</b>	<b>0.50</b>	<b>1,694,183</b>	<b>16.77</b>	<b>466,938</b>	<b>0</b>	<b>2,174,121</b>	<b>322,355</b>	<b>2,496,476</b>

**UNO-Trust-Grant/Cont/Loan/End-798 Trust/Restricted**

COST OBJECT	Dollar	FACULTY	NON FACULTY		EMPLOYEE BENEFITS	PERSONAL	TOTAL	TOTAL	TOTAL
		FTE	Dollar	FTE		SERVICE CREDITS	PERSONAL SERVICES	OPERATING EXPENSES	
47-0101-2001100 UNF:Regents Professorships	10,000	0.00	0	0.00	0	0	10,000	0	10,000
47-0101-2002100 Jefferis Chr Of English	3,000	0.00	0	0.00	0	0	3,000	0	3,000
47-0101-2003100 Kayser Chair	10,000	0.00	0	0.00	0	0	10,000	0	10,000
47-0101-2004100 Kiewit Chair	20,000	0.00	0	0.00	0	0	20,000	0	20,000
47-0101-2006100 UNF:Ralph Wardle Prof-Arts & Sciences	3,000	0.00	0	0.00	0	0	3,000	0	3,000
47-0101-2007100 UNF:John Lucas Professorship-Bus Admin	5,000	0.00	0	0.00	0	0	5,000	0	5,000
47-0101-2008100 UNF:Paul Kennedy Prof-Education	3,000	0.00	0	0.00	0	0	3,000	0	3,000
47-0101-2009100 UNF:Edwin Clark Prof-Fine Arts	3,000	0.00	0	0.00	0	0	3,000	0	3,000
47-0101-2010100 UNF:David Scott Professorship-Cpacs	3,000	0.00	0	0.00	0	0	3,000	0	3,000
47-0101-2012100 UNF:William Hockett Professorship-Acctg	20,000	0.00	0	0.00	0	0	20,000	0	20,000
47-0101-2013100 UNF:James Earl Professorship Of Math	5,000	0.00	0	0.00	0	0	5,000	0	5,000
47-0101-2014100 Isaacson Chair	30,000	0.00	0	0.00	0	0	30,000	0	30,000
47-0101-2015100 UNF:Robert Reilly Prof-Communications	10,000	0.00	0	0.00	0	0	10,000	0	10,000
47-0101-2016100 UNF:Varner Professorship	10,000	0.00	0	0.00	0	0	10,000	0	10,000
47-0101-2017100 UNF: Nba Professor Of Banking	5,000	0.00	0	0.00	0	0	5,000	0	5,000
47-0101-2019100 UNF:Hollie Bethel Professor of Education	10,000	0.00	0	0.00	0	0	10,000	0	10,000
47-0101-2020100 UNF: Reynolds Professorship	10,000	0.00	0	0.00	0	0	10,000	0	10,000
47-0101-2021100 UNF:Durham Distinguished Professors Fund	30,000	0.00	0	0.00	0	0	30,000	0	30,000
47-0101-2022100 UNF: Spire Chair of Music	10,000	0.00	0	0.00	0	0	10,000	0	10,000
47-0101-2023100 UNF:Margaret Killian Diamond Prof-Educ	3,000	0.00	0	0.00	0	0	3,000	0	3,000
47-0101-2025100 UNF:Baright Professor of Real Estate	10,000	0.00	0	0.00	0	0	10,000	0	10,000
47-0101-2026100 UNF:Terry Haney Chair of Gerontology	15,000	0.00	0	0.00	0	0	15,000	0	15,000
47-0101-2029100 UNF:Marguerite Scribante Professorship	10,000	0.00	0	0.00	0	0	10,000	0	10,000
47-0101-2030100 UNF:Robert Ackerman Fellow of Community	5,000	0.00	0	0.00	0	0	5,000	0	5,000
47-0101-2031100 Thompson Scholars Learning Community	92,838	1.30	503,674	10.00	98,425	0	694,937	0	694,937
47-0101-2032100 UNF:Maury and Nancy Lipton Fund	12,000	0.00	0	0.00	0	0	12,000	0	12,000
47-0101-2033100 UNF:James R. Schumacher Trust Fund	10,000	0.00	0	0.00	0	0	10,000	0	10,000
47-0101-2035100 UNF:Union Pacific Chair of IS&T	30,000	0.00	0	0.00	0	0	30,000	0	30,000
47-0101-2036100 UNF:Dr. George&Sally Haddix Chair STEM	25,000	0.00	0	0.00	0	0	25,000	0	25,000
47-0101-2037100 UNF:FirsTier Visiting Professorship IS&T	10,000	0.00	0	0.00	0	0	10,000	0	10,000
47-0101-2038100 UNF:Dr. George Haddix Chair in Math	20,000	0.00	0	0.00	0	0	20,000	0	20,000
47-0101-2039100 UNF:L&F Blumkin Professorship Holocaust	8,000	0.00	0	0.00	0	0	8,000	0	8,000
47-0101-2040100 UNF:John Langan Professorship Early Chil	10,000	0.00	0	0.00	0	0	10,000	0	10,000
47-0101-2041100 UNF:Blue Cross Blue Shield Chair	20,000	0.00	0	0.00	0	0	20,000	0	20,000
47-0101-2043100 UNF:Haddix Community Chair In Science	22,500	0.00	0	0.00	0	0	22,500	0	22,500
47-0101-2044100 UNF:S&F Khan Professorship of Biology	5,000	0.00	0	0.00	0	0	5,000	0	5,000

COST OBJECT LISTING BY SUB PROGRAM  
2019-2020 GENERAL OPERATING BUDGET  
UNIVERSITY OF NEBRASKA AT OMAHA

**SUBPROGRAM #/NAME: 01 Academics Affairs**

**UNO-Trust-Grant/Cont/Loan/End-798 Trust/Restricted**

COST OBJECT	Dollar	FACULTY		NON FACULTY		EMPLOYEE BENEFITS	PERSONAL SERVICE CREDITS	TOTAL PERSONAL SERVICES	TOTAL OPERATING EXPENSES	TOTAL
		FTE	Dollar	FTE	Dollar					
47-0101-2045100 UNF:Leo Missinne Professor Gerontology	5,000	0.00	0	0.00	0	0	0	5,000	0	5,000
47-0101-2046100 UNF:Dist. Research Chair in Biomechanics	20,000	0.00	0	0.00	0	0	0	20,000	0	20,000
47-0101-2047100 UNF:Dist Director Service Learning	0	0.00	20,000	0.00	0	0	0	20,000	0	20,000
47-0101-2048100 UNF:John Morgan Chair Inn,Entre&Franch	20,000	0.00	0	0.00	0	0	0	20,000	0	20,000
47-0101-2051100 UNF:Cheryl Prewett Clark Professorship	5,000	0.00	0	0.00	0	0	0	5,000	0	5,000
47-0101-2052100 UNF:Dr. Chuck Powell Professorship	3,000	0.00	0	0.00	0	0	0	3,000	0	3,000
47-0101-2053100 UNF:Haddix Comm Chair Physical Science	22,500	0.00	0	0.00	0	0	0	22,500	0	22,500
47-0101-2054100 UNF:Goldstein Comm Chair in Human Rights	20,000	0.00	0	0.00	0	0	0	20,000	0	20,000
47-0101-2057100 UNF:Koraleski CBA Professorship Coll Sci	10,000	0.00	0	0.00	0	0	0	10,000	0	10,000
<b>TOTAL</b>	<b>613,838</b>	<b>1.30</b>	<b>523,674</b>	<b>10.00</b>	<b>98,425</b>	<b>0</b>	<b>0</b>	<b>1,235,937</b>	<b>0</b>	<b>1,235,937</b>
<b>SUB PROGRAM TOTAL</b>	<b>626,838</b>	<b>2</b>	<b>2,217,857</b>	<b>27</b>	<b>565,363</b>	<b>0</b>	<b>0</b>	<b>3,410,058</b>	<b>322,355</b>	<b>3,732,413</b>

**SUBPROGRAM #/NAME: 03 College of Public Affairs and Community Services**

**UNO-State General Fund-791 State & University Generated/Unrestricted**

COST OBJECT	Dollar	FACULTY		NON FACULTY		EMPLOYEE BENEFITS	PERSONAL SERVICE CREDITS	TOTAL PERSONAL SERVICES	TOTAL OPERATING EXPENSES	TOTAL
		FTE	Dollar	FTE	Dollar					
41-0301-0100 CPACS - Dean	0	0.00	524,563	4.47	128,256	0	652,819	11,912	664,731	
41-0302-0100 CPACS - General	0	0.00	1,954	0.00	129	0	2,083	0	2,083	
41-0302-0300 CPACS - Travel	0	0.00	0	0.00	0	0	0	2,563	2,563	
41-0302-1400 CPACS Distance Education	0	0.00	0	0.00	0	0	0	630,426	630,426	
41-0305-0100 Center for Public Affairs Rsch	47,520	0.47	101,389	0.96	36,409	0	185,318	12,741	198,059	
41-0305-0200 Nebraska Policy Research	0	0.00	116,321	1.72	28,441	0	144,762	439	145,201	
41-0305-0300 Labor Studies Institute	156,418	2.00	0	0.00	38,245	0	194,663	37,303	231,966	
41-0306-0100 Criminal Justice	1,845,285	19.40	670,623	11.51	656,325	0	3,172,233	85,989	3,258,222	
41-0306-0300 Juvenile Justice Institute	63,646	0.68	31,441	0.85	23,249	0	118,336	25,754	144,090	
41-0306-0500 Nebraska Center for Justice Research	72,110	0.51	76,942	1.66	28,672	0	177,724	41,792	219,516	
41-0306-1400 Criminal Justice Distance Ed	70,000	1.00	6,237	0.15	18,640	0	94,877	19,559	114,436	
41-0307-0100 Aviation Institute	497,357	6.00	150,241	2.99	151,371	0	798,969	72,792	871,761	
41-0308-0100 Public Administration	1,224,244	14.18	397,356	6.21	427,435	0	2,049,035	16,831	2,065,866	
41-0308-0300 Masters of Public Health	0	0.00	0	0.00	0	0	0	566	566	
41-0308-0400 Emergency Management	320,660	5.00	98,539	2.00	102,494	0	521,693	6,687	528,380	
41-0308-0410 Tribal Emergency Management	122,547	2.00	45,128	1.00	40,997	0	208,672	6,000	214,672	
41-0308-0600 Public Administration - NSGC	0	0.00	100,706	1.00	24,624	0	125,330	0	125,330	
41-0309-0100 Gerontology	482,530	5.40	176,002	2.51	156,430	0	814,962	15,399	830,361	
41-0309-0200 POE - Health Gerontologist	62,892	1.00	0	0.00	15,377	0	78,269	0	78,269	
41-0309-1400 Gerontology Distance Education	0	0.00	48,175	1.09	11,779	0	59,954	0	59,954	
41-0310-0100 Social Work	1,142,204	16.60	492,102	9.45	458,658	0	2,092,964	47,711	2,140,675	
41-0310-1500 POE - SW Graduate Education	102,388	1.00	0	0.00	25,033	0	127,421	0	127,421	
41-0311-0100 Low Income Support-Goodrich	438,710	5.90	264,764	4.70	158,321	0	861,795	23,100	884,895	
<b>TOTAL</b>	<b>6,648,511</b>	<b>81.14</b>	<b>3,302,483</b>	<b>52.27</b>	<b>2,530,885</b>	<b>0</b>	<b>12,481,879</b>	<b>1,057,564</b>	<b>13,539,443</b>	

**UNO-State General Fund-791 Revolving/Designated**

COST OBJECT	Dollar	FACULTY		NON FACULTY		EMPLOYEE BENEFITS	PERSONAL SERVICE CREDITS	TOTAL PERSONAL SERVICES	TOTAL OPERATING EXPENSES	TOTAL
		FTE	Dollar	FTE	Dollar					
42-0302-0100 CPACS - Technology Fee	0	0.00	77,174	2.03	16,689	0	93,863	102,807	196,670	
42-0302-0500 CPACS - Distance Education Fee	0	0.00	0	0.00	0	0	0	368,897	368,897	
42-0306-9015 FLP - Criminal Justice London Trip	5,000	0.00	0	0.00	1,081	0	6,081	273,919	280,000	
42-0307-0300 Adv Simulatn Facility/Aviation Rsrc Cntr	0	0.00	0	0.00	0	0	0	57,000	57,000	

COST OBJECT LISTING BY SUB PROGRAM  
2019-2020 GENERAL OPERATING BUDGET  
UNIVERSITY OF NEBRASKA AT OMAHA

**SUBPROGRAM #/NAME: 03 College of Public Affairs and Community Services**

**UNO-State General Fund-791 Revolving/Designated**

COST OBJECT	Dollar	FACULTY	NON FACULTY		EMPLOYEE BENEFITS	PERSONAL SERVICE CREDITS	TOTAL PERSONAL SERVICES	TOTAL OPERATING EXPENSES	TOTAL
		FTE	Dollar	FTE					
42-0308-0100 Municipal Clerks Training	16,805	0.22	7,614	0.41	5,001	0	29,420	61,580	91,000
42-0308-0300 Aviation Fee	0	0.00	0	0.00	0	0	0	29,000	29,000
42-0310-0300 Social Work - Distance Education Fee	0	0.00	27,540	0.75	11,082	0	38,622	0	38,622
42-0310-0400 SW - Service Contracts - Harder	0	0.00	25,883	0.50	136	0	26,019	100,981	127,000
<b>TOTAL</b>	<b>21,805</b>	<b>0.22</b>	<b>138,211</b>	<b>3.69</b>	<b>33,989</b>	<b>0</b>	<b>194,005</b>	<b>994,184</b>	<b>1,188,189</b>

**UNO-Federal Letter of Credit-796 Federal/Restricted**

COST OBJECT	Dollar	FACULTY	NON FACULTY		EMPLOYEE BENEFITS	PERSONAL SERVICE CREDITS	TOTAL PERSONAL SERVICES	TOTAL OPERATING EXPENSES	TOTAL
		FTE	Dollar	FTE					
44-0307-1019201 NASA: Neb Space Grant 6/20	0	0.00	120,642	2.00	23,283	0	143,925	0	143,925
<b>TOTAL</b>	<b>0</b>	<b>0.00</b>	<b>120,642</b>	<b>2.00</b>	<b>23,283</b>	<b>0</b>	<b>143,925</b>	<b>0</b>	<b>143,925</b>

**UNO-Trust-Grant/Cont/Loan/End-798 Trust/Restricted**

COST OBJECT	Dollar	FACULTY	NON FACULTY		EMPLOYEE BENEFITS	PERSONAL SERVICE CREDITS	TOTAL PERSONAL SERVICES	TOTAL OPERATING EXPENSES	TOTAL
		FTE	Dollar	FTE					
46-0305-1005100 UNK: NDOR/FTA Rural Tran 12/21	0	0.00	151,413	2.92	24,982	0	176,395	0	176,395
46-0306-1088100 Lancaster Co: Reentry Project	29,786	0.32	0	0.00	4,915	0	34,701	0	34,701
47-0306-2004100 UNF:John Morgan Fund	52,104	0.49	79,138	1.65	21,656	0	152,898	0	152,898
47-0307-2002100 UNF:Aviation Institute Professorship	6,500	0.00	0	0.00	0	0	6,500	0	6,500
47-0309-2011100 UNF:Terry Haney Fund for Gerontology	16,714	0.25	0	0.00	0	0	16,714	0	16,714
47-0309-2012100 UNF:Vetter Foundation for Gerontology	9,802	0.14	0	0.00	0	0	9,802	0	9,802
<b>TOTAL</b>	<b>114,906</b>	<b>1.20</b>	<b>230,551</b>	<b>4.57</b>	<b>51,553</b>	<b>0</b>	<b>397,010</b>	<b>0</b>	<b>397,010</b>

**SUB PROGRAM TOTAL**

<b>6,785,222</b>	<b>83</b>	<b>3,791,887</b>	<b>63</b>	<b>2,639,710</b>	<b>0</b>	<b>13,216,819</b>	<b>2,051,748</b>	<b>15,268,567</b>
------------------	-----------	------------------	-----------	------------------	----------	-------------------	------------------	-------------------

**SUBPROGRAM #/NAME: 05 College of Arts and Sciences**

**UNO-State General Fund-791 State & University Generated/Unrestricted**

COST OBJECT	Dollar	FACULTY	NON FACULTY		EMPLOYEE BENEFITS	PERSONAL SERVICE CREDITS	TOTAL PERSONAL SERVICES	TOTAL OPERATING EXPENSES	TOTAL
		FTE	Dollar	FTE					
41-0501-0100 Dean Arts & Sciences	0	0.00	555,854	5.52	134,165	0	690,019	30,270	720,289
41-0502-0100 Arts & Science General	133,882	5.06	491,583	9.81	129,848	0	755,313	4,276	759,589
41-0502-0110 Chuck Hagel Symposium (CHS)	0	0.00	0	0.00	0	0	0	15,000	15,000
41-0502-0400 Arts & Sciences - Animal Care	0	0.00	0	0.00	0	0	0	14,422	14,422
41-0502-0600 Radiological H & S	0	0.00	0	0.00	0	0	0	944	944
41-0502-0670 Health Careers Resource Center	15,000	0.00	51,000	1.00	16,136	0	82,136	0	82,136
41-0502-0700 OLLAS-Latino & Latin American Studies	0	0.00	1,161	0.06	77	0	1,238	11,566	12,804
41-0502-0800 Native American Studies	3,600	0.00	18,659	0.56	5,236	0	27,495	2,080	29,575
41-0502-0900 Women & Gender Studies	8,000	0.00	1,161	0.06	2,032	0	11,193	5,156	16,349
41-0502-1010 Faculty Travel	0	0.00	0	0.00	0	0	0	49,167	49,167
41-0502-1100 Math/Science Center	50,872	0.75	39,926	1.31	15,069	0	105,867	27,482	133,349
41-0502-1400 Arts & Sciences Distance Education	38,490	0.50	62,769	1.33	24,757	0	126,016	962,636	1,088,652
41-0505-0100 Biology	1,808,821	25.90	529,563	11.98	618,538	0	2,956,922	80,603	3,037,525
41-0505-0300 Environmental Studies Program	3,600	0.00	2,709	0.00	1,059	0	7,368	1,673	9,041
41-0505-0400 Glacier Creek Preserve	0	0.00	37,363	1.00	9,135	0	46,498	4,179	50,677
41-0505-0500 Allwine Radiological Safety	0	0.00	0	0.00	0	0	0	2,514	2,514
41-0505-0600 POE - UNO/UNMC Biomedical Research Pgm	0	0.00	62,945	0.93	4,148	0	67,093	18,400	85,493
41-0505-1500 POE - Biology Neuroscience	66,594	1.00	0	0.00	16,282	0	82,876	0	82,876
41-0506-0100 Black Studies	375,040	5.40	92,039	1.68	112,467	0	579,546	4,571	584,117



COST OBJECT LISTING BY SUB PROGRAM  
2019-2020 GENERAL OPERATING BUDGET  
UNIVERSITY OF NEBRASKA AT OMAHA

**SUBPROGRAM #/NAME: 05 College of Arts and Sciences**

**UNO-State General Fund-791 State & University Generated/Unrestricted**

COST OBJECT	Dollar	FACULTY	NON FACULTY		EMPLOYEE BENEFITS	PERSONAL SERVICE CREDITS	TOTAL PERSONAL SERVICES	TOTAL OPERATING EXPENSES	TOTAL
		FTE	Dollar	FTE					
41-0507-0100 Chemistry	1,001,475	15.65	156,814	3.37	329,402	0	1,487,691	43,303	1,530,994
41-0508-0100 English	1,737,360	27.40	354,075	7.41	555,157	0	2,646,592	29,473	2,676,065
41-0508-0300 English - Writing Center	0	0.00	49,121	2.35	3,237	0	52,358	19,943	72,301
41-0510-0100 Foreign Languages	897,491	13.55	105,885	1.60	247,705	0	1,251,081	16,764	1,267,845
41-0511-0100 Geography	878,408	11.40	279,753	5.57	305,484	0	1,463,645	24,197	1,487,842
41-0511-0300 Geology Field Travel	0	0.00	0	0.00	0	0	0	5,297	5,297
41-0512-0100 History	951,569	14.40	176,656	3.64	305,242	0	1,433,467	19,544	1,453,011
41-0512-0600 Western History Association	0	0.00	509	0.00	127	0	636	0	636
41-0514-0100 Mathematics	1,718,542	22.33	292,496	7.73	539,644	0	2,550,682	38,982	2,589,664
41-0514-0300 POE - Mathematics Data Science	70,073	1.00	0	0.00	17,133	0	87,206	0	87,206
41-0515-0100 Philosophy	485,899	6.90	70,965	1.10	135,426	0	692,290	5,666	697,956
41-0515-1000 Religion	428,818	6.40	69,893	1.10	121,210	0	619,921	5,667	625,588
41-0516-0100 Physics	675,078	10.40	165,790	3.06	202,625	0	1,043,493	16,647	1,060,140
41-0517-0100 Political Science	669,605	9.90	106,870	2.03	185,653	0	962,128	10,172	972,300
41-0518-0100 Psychology	1,731,020	22.25	470,209	10.46	574,607	0	2,775,836	29,980	2,805,816
41-0519-0100 Sociology	1,032,953	14.65	112,622	2.12	324,930	0	1,470,505	30,496	1,501,001
<b>TOTAL</b>	<b>14,782,190</b>	<b>214.84</b>	<b>4,358,390</b>	<b>86.78</b>	<b>4,936,531</b>	<b>0</b>	<b>24,077,111</b>	<b>1,531,070</b>	<b>25,608,181</b>

**UNO-State General Fund-791 Revolving/Designated**

COST OBJECT	Dollar	FACULTY	NON FACULTY		EMPLOYEE BENEFITS	PERSONAL SERVICE CREDITS	TOTAL PERSONAL SERVICES	TOTAL OPERATING EXPENSES	TOTAL
		FTE	Dollar	FTE					
42-0502-0100 A&S - Technology Fee	0	0.00	123,053	1.55	36,562	0	159,615	252,048	411,663
42-0502-0500 A&S - Distance Education Fee	37,685	0.50	45,769	1.00	11,600	0	95,054	496,866	591,920
42-0505-0200 Biology Lab Fee	0	0.00	0	0.00	0	0	0	48,000	48,000
42-0505-0400 Neuroscience Lab	0	0.00	0	0.00	0	0	0	8,159	8,159
42-0505-0900 Biology Dual Enrollment Program	0	0.00	21,798	0.50	115	0	21,913	1,840	23,753
42-0507-0100 Chemistry Lab Fee	0	0.00	0	0.00	0	0	0	59,000	59,000
42-0508-0100 English Reading Lab Fee	0	0.00	0	0.00	0	0	0	425	425
42-0508-0400 Composition Computer Fee	0	0.00	0	0.00	0	0	0	4,600	4,600
42-0508-0500 English Dual Enrollment Program	0	0.00	8,837	0.20	4,724	0	13,561	6,792	20,353
42-0510-0100 Foreign Language Lab Fee	0	0.00	0	0.00	0	0	0	1,400	1,400
42-0511-0200 Geology Lab/Field Trip	0	0.00	0	0.00	0	0	0	6,200	6,200
42-0511-0300 Geography Lab/Field Trip	0	0.00	0	0.00	0	0	0	7,000	7,000
42-0512-0800 Western History Association	0	0.00	7,756	0.17	1,678	0	9,434	32,818	42,252
42-0514-0100 Mathematics Lab Fee	0	0.00	0	0.00	0	0	0	13,000	13,000
42-0516-0100 Physics - Special Materials	0	0.00	0	0.00	0	0	0	9,000	9,000
42-0516-0400 Planetarium	0	0.00	15,810	0.60	3,419	0	19,229	19,771	39,000
42-0516-0500 Science Store	0	0.00	0	0.00	0	0	0	10,000	10,000
42-0516-0600 Summer Camps	0	0.00	201,513	0.50	24,829	0	226,342	263,658	490,000
42-0518-0100 Psychology Lab Fees	0	0.00	0	0.00	0	0	0	13,000	13,000
<b>TOTAL</b>	<b>37,685</b>	<b>0.50</b>	<b>424,536</b>	<b>4.52</b>	<b>82,927</b>	<b>0</b>	<b>545,148</b>	<b>1,253,577</b>	<b>1,798,725</b>

**UNO-Federal Letter of Credit-796 Federal/Restricted**

COST OBJECT	Dollar	FACULTY	NON FACULTY		EMPLOYEE BENEFITS	PERSONAL SERVICE CREDITS	TOTAL PERSONAL SERVICES	TOTAL OPERATING EXPENSES	TOTAL
		FTE	Dollar	FTE					
44-0518-1008100 NIH: F31Carp Fellow Dopamin 11/20	0	0.00	32,302	1.00	6,234	0	38,536	0	38,536
<b>TOTAL</b>	<b>0</b>	<b>0.00</b>	<b>32,302</b>	<b>1.00</b>	<b>6,234</b>	<b>0</b>	<b>38,536</b>	<b>0</b>	<b>38,536</b>

COST OBJECT LISTING BY SUB PROGRAM  
2019-2020 GENERAL OPERATING BUDGET  
UNIVERSITY OF NEBRASKA AT OMAHA

**SUBPROGRAM #/NAME: 05 College of Arts and Sciences**

**UNO-Trust-Grant/Cont/Loan/End-798 Trust/Restricted**

COST OBJECT	Dollar	FACULTY	NON FACULTY		EMPLOYEE BENEFITS	PERSONAL SERVICE CREDITS	TOTAL PERSONAL SERVICES	TOTAL OPERATING EXPENSES	TOTAL
		FTE	Dollar	FTE					
46-0505-2011100 UNF:Teacher-Researcher Partnership 18-21	0	0.00	75,166	1.50	12,401	0	87,567	0	87,567
46-0519-0013100 MSS:ExecDirector 12/21	0	0.00	62,795	1.00	10,361	0	73,156	0	73,156
47-0501-2001100 UNF:N&H Schwalb Center for Israel&Jewish	7,500	0.00	11,222	0.34	3,090	0	21,812	0	21,812
47-0501-2008100 UNF:Gordman Faculty Fellowship	15,000	0.00	0	0.00	0	0	15,000	0	15,000
47-0502-2015100 UNF:Sherwood Foundation for UNO OLLAS	0	0.00	35,933	1.08	5,929	0	41,862	0	41,862
47-0502-2020100 UNF:OLLAS Community Engagement Fund	0	0.00	38,501	1.00	6,354	0	44,855	0	44,855
47-0502-2030100 UNF:L&S Goldstein Center in Human Rights	0	0.00	12,000	0.26	1,980	0	13,980	0	13,980
47-0502-2036100 UNF:Fried Holocaust & Genocide Education	0	0.00	4,000	0.09	660	0	4,660	0	4,660
47-0502-2040100 UNF:Goldstein Chair Research/Creative	0	0.00	2,000	0.04	330	0	2,330	0	2,330
47-0502-2042100 UNF:Turkey Creek Preserve Char Found	22,500	0.00	0	0.00	0	0	22,500	0	22,500
47-0508-2008100 UNF:Yvette Kinney Creative Nonfiction	3,000	0.00	0	0.00	0	0	3,000	0	3,000
47-0512-2002203 UNF:Martin Prof of West American History	4,500	0.00	0	0.00	0	0	4,500	0	4,500
47-0512-2002204 UNF:Martin Prof of History	4,500	0.00	0	0.00	0	0	4,500	0	4,500
47-0516-2001100 Milo Bail Chair Of Physics	10,000	0.00	0	0.00	0	0	10,000	0	10,000
<b>TOTAL</b>	<b>67,000</b>	<b>0.00</b>	<b>241,617</b>	<b>5.31</b>	<b>41,105</b>	<b>0</b>	<b>349,722</b>	<b>0</b>	<b>349,722</b>
<b>SUB PROGRAM TOTAL</b>	<b>14,886,875</b>	<b>215</b>	<b>5,056,845</b>	<b>98</b>	<b>5,066,797</b>	<b>0</b>	<b>25,010,517</b>	<b>2,784,647</b>	<b>27,795,164</b>

**SUBPROGRAM #/NAME: 06 College of Business Administration**

**UNO-State General Fund-791 State & University Generated/Unrestricted**

COST OBJECT	Dollar	FACULTY	NON FACULTY		EMPLOYEE BENEFITS	PERSONAL SERVICE CREDITS	TOTAL PERSONAL SERVICES	TOTAL OPERATING EXPENSES	TOTAL
		FTE	Dollar	FTE					
41-0601-0100 Dean College of Business Administration	0	0.00	640,610	6.63	156,078	0	796,688	22,960	819,648
41-0602-0100 Business Administration - General	5,783,128	48.78	1,527,009	23.81	2,079,918	0	9,390,055	174,084	9,564,139
41-0602-0200 Business Administration - Travel	0	0.00	0	0.00	0	0	0	33,287	33,287
41-0602-0600 CBA Differential - Personnel	964,910	11.50	402,808	7.52	392,186	0	1,759,904	12,497	1,772,401
41-0602-0700 CBA Differential - Support	0	0.00	25,434	1.36	1,676	0	27,110	0	27,110
41-0602-1400 Business Distance Education	0	0.00	51,199	1.00	12,518	0	63,717	337,607	401,324
41-0606-0100 Nebraska Business Development Center	0	0.00	585,575	7.84	143,172	0	728,747	99,688	828,435
41-0608-0200 POE Business Analytics	47,167	0.50	0	0.00	11,532	0	58,699	0	58,699
41-0610-0300 POE - Supply Chain Management	90,584	0.72	0	0.00	22,147	0	112,731	0	112,731
<b>TOTAL</b>	<b>6,885,789</b>	<b>61.50</b>	<b>3,232,635</b>	<b>48.16</b>	<b>2,819,227</b>	<b>0</b>	<b>12,937,651</b>	<b>680,123</b>	<b>13,617,774</b>

**UNO-State General Fund-791 Revolving/Designated**

COST OBJECT	Dollar	FACULTY	NON FACULTY		EMPLOYEE BENEFITS	PERSONAL SERVICE CREDITS	TOTAL PERSONAL SERVICES	TOTAL OPERATING EXPENSES	TOTAL
		FTE	Dollar	FTE					
42-0602-0100 CBA - Technology Fee	0	0.00	11,342	0.15	2,453	0	13,795	166,717	180,512
42-0602-0150 CBA Career Fair	0	0.00	0	0.00	0	0	0	20,000	20,000
42-0602-0600 CBA - Distance Education Fee	0	0.00	0	0.00	0	0	0	288,855	288,855
42-0602-0900 Business Administration Lab Fee	0	0.00	0	0.00	0	0	0	4,500	4,500
42-0602-1200 Commerce and Applied Behavioral Lab	0	0.00	0	0.00	0	0	0	24,000	24,000
42-0605-0100 Executive MBA Program	0	0.00	239,878	3.53	47,488	0	287,366	412,634	700,000
42-0605-0200 Executive Education	71,226	0.00	37,398	1.00	1,401	0	110,025	89,975	200,000
42-0606-0200 NBDC Training	55,378	0.00	405,240	7.00	92,417	0	553,035	346,965	900,000
42-0607-0200 Accounting & Statistics Lab Fee	0	0.00	0	0.00	0	0	0	25,000	25,000
42-0608-0400 Real Estate Investments	0	0.00	0	0.00	0	0	0	1,500	1,500
42-0609-0400 Financial Management	0	0.00	0	0.00	0	0	0	11,800	11,800
42-0609-0500 Financial Markets	0	0.00	0	0.00	0	0	0	32,000	32,000
42-0610-0400 Management Lab Fee	0	0.00	0	0.00	0	0	0	11,000	11,000

COST OBJECT LISTING BY SUB PROGRAM  
2019-2020 GENERAL OPERATING BUDGET  
UNIVERSITY OF NEBRASKA AT OMAHA

**SUBPROGRAM #/NAME: 06 College of Business Administration**

		TOTAL	126,604	0.00	693,858	11.68	143,759	0	964,221	1,434,946	2,399,167
<b>UNO-Federal Advance-797 Federal/Restricted</b>											
COST OBJECT	Dollar	FACULTY FTE	NON FACULTY Dollar	FTE	EMPLOYEE BENEFITS	PERSONAL SERVICE CREDITS	TOTAL PERSONAL SERVICES	TOTAL OPERATING EXPENSES	TOTAL		
45-0606-1089100	EPA: Diffusion of Innovat P2 9/19	0	0.00	24,194	0.30	4,670	0	28,864	0	28,864	
45-0606-1092100	SBDC: Coop Agreement 12/18	0	0.00	84,377	0.48	16,284	0	100,661	0	100,661	
45-0606-1098201	EDA: UC Grant 9/19	0	0.00	86,588	1.00	16,713	0	103,301	0	103,301	
45-0606-1099100	DoD: PTAC 12/19	0	0.00	524,783	9.67	101,283	0	626,066	0	626,066	
45-0606-1100100	SBDC: Coop Agreement 12/20	0	0.00	58,081	1.00	11,209	0	69,290	0	69,290	
<b>TOTAL</b>		<b>0</b>	<b>0.00</b>	<b>778,023</b>	<b>12.45</b>	<b>150,159</b>	<b>0</b>	<b>928,182</b>	<b>0</b>	<b>928,182</b>	

**UNO-Trust-Grant/Cont/Loan/End-798 Trust/Restricted**

COST OBJECT	Dollar	FACULTY FTE	NON FACULTY Dollar	FTE	EMPLOYEE BENEFITS	PERSONAL SERVICE CREDITS	TOTAL PERSONAL SERVICES	TOTAL OPERATING EXPENSES	TOTAL		
47-0601-2002100	UNF:Carl Mammel UNO CBA Excellence Dea	10,000	0.00	0	0.00	0	0	10,000	0	10,000	
47-0602-2002100	UNF:Wy & Gt Lindley Fund	5,000	0.00	0	0.00	0	0	5,000	0	5,000	
47-0602-2003100	UNF:Noddle Distnd Prof Management	10,000	0.00	0	0.00	0	0	10,000	0	10,000	
47-0602-2004100	UNF:CBA Distinguished Professorship	10,000	0.00	0	0.00	0	0	10,000	0	10,000	
47-0602-2005100	UNF:Dist Alumni Prof Of Accounting	10,000	0.00	0	0.00	0	0	10,000	0	10,000	
47-0602-2006100	UNF:Union Pacific Prof Of Acctg	5,000	0.00	0	0.00	0	0	5,000	0	5,000	
47-0602-2007100	Spencer Accounting Professorship	6,000	0.00	0	0.00	0	0	6,000	0	6,000	
47-0602-2011100	UNF: Cloud Prof of Investment Sciences	10,000	0.00	0	0.00	0	0	10,000	0	10,000	
47-0602-2042100	UNF:UNO CBA Real Estate Excellence Fund	10,000	0.00	0	0.00	0	0	10,000	0	10,000	
<b>TOTAL</b>		<b>76,000</b>	<b>0.00</b>	<b>0</b>	<b>0.00</b>	<b>0</b>	<b>0</b>	<b>76,000</b>	<b>0</b>	<b>76,000</b>	

**SUB PROGRAM TOTAL      7,088,393                  62      4,704,516                  72      3,113,145                  0      14,906,054                  2,115,069                  17,021,123**

**SUBPROGRAM #/NAME: 07 College of Communication, Fine Arts and Media**

**UNO-State General Fund-791 State & University Generated/Unrestricted**

COST OBJECT	Dollar	FACULTY FTE	NON FACULTY Dollar	FTE	EMPLOYEE BENEFITS	PERSONAL SERVICE CREDITS	TOTAL PERSONAL SERVICES	TOTAL OPERATING EXPENSES	TOTAL		
41-0701-0100	Dean CFAM	0	0.00	396,856	3.00	97,031	0	493,887	32,230	526,117	
41-0702-0100	CFAM General	307,284	0.50	254,880	6.60	85,710	0	647,874	46,672	694,546	
41-0702-1400	CFAM Distance Education	0	0.00	127,169	3.00	31,093	0	158,262	362,747	521,009	
41-0704-0100	School of the Arts - Director	0	0.00	68,928	0.60	16,852	0	85,780	21,530	107,310	
41-0705-0100	Art and Art History	920,196	15.40	48,427	0.60	233,959	0	1,202,582	15,748	1,218,330	
41-0705-0200	Fine Arts Press	45,000	1.00	0	0.00	11,003	0	56,003	1,763	57,766	
41-0705-0300	Art - Gallery	0	0.00	0	0.00	0	0	0	8,350	8,350	
41-0705-0400	Art and Art History Equipment Replacemnt	0	0.00	0	0.00	0	0	0	15,000	15,000	
41-0706-0100	Music	1,214,768	20.85	249,650	4.88	407,316	0	1,871,734	71,457	1,943,191	
41-0706-0200	Band	0	0.00	0	0.00	0	0	0	10,254	10,254	
41-0706-0300	Marching/Pep Bands	0	0.00	0	0.00	0	0	0	59,219	59,219	
41-0706-0400	Choir	0	0.00	0	0.00	0	0	0	6,500	6,500	
41-0706-0500	Band Replacement	0	0.00	0	0.00	0	0	0	9,463	9,463	
41-0707-0100	Theatre	515,154	7.80	68,104	0.93	140,133	0	723,391	12,083	735,474	
41-0707-0200	Theatre - Production	0	0.00	0	0.00	0	0	0	19,655	19,655	
41-0708-0100	Writers Workshop	367,250	5.40	46,526	0.60	94,880	0	508,656	4,594	513,250	
41-0708-0200	Writers Workshop - Student Activities	0	0.00	0	0.00	0	0	0	3,651	3,651	
41-0708-1400	MFAW Distance Education	0	0.00	43,970	1.00	10,751	0	54,721	0	54,721	
41-0720-0100	Communication	1,822,348	28.47	281,278	5.86	565,730	0	2,669,356	33,025	2,702,381	
41-0720-0300	Forensics	0	0.00	1,926	0.10	127	0	2,053	39,077	41,130	

COST OBJECT LISTING BY SUB PROGRAM  
2019-2020 GENERAL OPERATING BUDGET  
UNIVERSITY OF NEBRASKA AT OMAHA

**SUBPROGRAM #/NAME: 07 College of Communication, Fine Arts and Media**

**UNO-State General Fund-791 State & University Generated/Unrestricted**

COST OBJECT	Dollar	FACULTY	NON FACULTY		EMPLOYEE BENEFITS	PERSONAL	TOTAL	TOTAL	TOTAL	
		FTE	Dollar	FTE		SERVICE CREDITS	PERSONAL SERVICES	OPERATING EXPENSES		
41-0720-0400	Communication - Speech Center	45,546	1.00	13,863	0.33	12,049	0	71,458	15,343	86,801
41-0730-0100	Television	0	0.00	261,848	4.35	62,849	0	324,697	14,219	338,916
41-0731-0100	Radio	0	0.00	447,627	9.65	106,846	0	554,473	28,668	583,141
<b>TOTAL</b>	<b>5,237,546</b>	<b>80.42</b>	<b>2,311,052</b>	<b>41.50</b>	<b>1,876,329</b>	<b>0</b>	<b>9,424,927</b>	<b>831,248</b>	<b>10,256,175</b>	

**UNO-State General Fund-791 Revolving/Designated**

COST OBJECT	Dollar	FACULTY	NON FACULTY		EMPLOYEE BENEFITS	PERSONAL	TOTAL	TOTAL	TOTAL	
		FTE	Dollar	FTE		SERVICE CREDITS	PERSONAL SERVICES	OPERATING EXPENSES		
42-0702-0100	CFAM - Technology Fee	0	0.00	69,849	1.75	19,692	0	89,541	53,345	142,886
42-0702-0400	CFAM - Distance Education Fee	0	0.00	0	0.00	0	0	0	288,022	288,022
42-0702-0500	Cultural Enrichment Fee	0	0.00	71,444	1.45	17,491	0	88,935	151,065	240,000
42-0705-0100	Ceramic Program Revolving	0	0.00	0	0.00	0	0	0	3,600	3,600
42-0705-0200	Sculpture Lab Fees	0	0.00	0	0.00	0	0	0	20,000	20,000
42-0705-0300	Art Program Revolving	0	0.00	0	0.00	0	0	0	420	420
42-0705-0400	Printmaking Lab Fees	0	0.00	0	0.00	0	0	0	10,000	10,000
42-0705-0500	Art Slide Usage Fee	0	0.00	0	0.00	0	0	0	10,000	10,000
42-0705-0600	Book Lab Fees	0	0.00	0	0.00	0	0	0	6,000	6,000
42-0705-0700	Printermakers-In-Resident	0	0.00	0	0.00	0	0	0	3,000	3,000
42-0705-1100	Art Education Lab Fees	0	0.00	0	0.00	0	0	0	6,000	6,000
42-0705-1200	Foundation Course Lab Fees	0	0.00	0	0.00	0	0	0	4,600	4,600
42-0705-1300	Painting Studio Lab Fee	0	0.00	0	0.00	0	0	0	3,000	3,000
42-0705-1400	Life Drawing I & II Lab Fees	0	0.00	0	0.00	0	0	0	4,500	4,500
42-0705-1500	Independent Study & Thesis Lab Fees	0	0.00	0	0.00	0	0	0	2,200	2,200
42-0705-1800	Art Graphic Design Fees	0	0.00	0	0.00	0	0	0	16,000	16,000
42-0705-1900	Game Design Fees	0	0.00	0	0.00	0	0	0	3,700	3,700
42-0705-2500	Ford Conservation Center	0	0.00	91,889	1.00	19,972	0	111,861	2,500	114,361
42-0706-0100	Applied Music Fees	78,827	0.66	0	0.00	5,539	0	84,366	0	84,366
42-0706-0200	Music Other Lab Fees	0	0.00	5,688	0.30	400	0	6,088	16,412	22,500
42-0706-0700	Music Activities	0	0.00	0	0.00	0	0	0	5,000	5,000
42-0707-0200	Theatre - Revolving	0	0.00	0	0.00	0	0	0	22,000	22,000
42-0707-0250	Theatre Fee	0	0.00	0	0.00	0	0	0	4,500	4,500
42-0707-0300	Film Test Pass Fee	0	0.00	0	0.00	0	0	0	3,700	3,700
42-0707-0600	Theatre Stage Costume	0	0.00	0	0.00	0	0	0	702	702
42-0707-0700	Theatre Costume/Makeup	0	0.00	0	0.00	0	0	0	780	780
42-0707-0800	Stage Craft	0	0.00	0	0.00	0	0	0	225	225
42-0707-0900	Theatre Costume Patn/Draping	0	0.00	0	0.00	0	0	0	270	270
42-0708-0100	Writing Lab Fees	0	0.00	0	0.00	0	0	0	4,642	4,642
42-0720-0300	Radio Lab Fee	0	0.00	0	0.00	0	0	0	1,000	1,000
42-0720-0400	Television Lab Fee	0	0.00	0	0.00	0	0	0	2,370	2,370
42-0720-0500	Publication Design and Graphics Fee	0	0.00	0	0.00	0	0	0	1,400	1,400
42-0720-0700	Writing Lab (Broadcasting) Fee	0	0.00	0	0.00	0	0	0	1,000	1,000
42-0720-0800	Writing Lab (Journalism) Fee	0	0.00	0	0.00	0	0	0	8,250	8,250
42-0720-0850	Technical Communication Lab Fee	0	0.00	0	0.00	0	0	0	1,000	1,000
42-0720-1100	Speech Course Fees	0	0.00	0	0.00	0	0	0	1,440	1,440
42-0720-1200	Social Media Measurement	0	0.00	0	0.00	0	0	0	120	120
42-0720-1300	Public Speaking Fundamentals	0	0.00	0	0.00	0	0	0	8,115	8,115
42-0730-0900	TV Production General	0	0.00	3,087	0.07	668	0	3,755	18,114	21,869
<b>TOTAL</b>	<b>78,827</b>	<b>0.66</b>	<b>241,957</b>	<b>4.57</b>	<b>63,762</b>	<b>0</b>	<b>384,546</b>	<b>688,992</b>	<b>1,073,538</b>	

COST OBJECT LISTING BY SUB PROGRAM  
2019-2020 GENERAL OPERATING BUDGET  
UNIVERSITY OF NEBRASKA AT OMAHA

**SUBPROGRAM #/NAME: 07 College of Communication, Fine Arts and Media**

**UNO-Trust-Grant/Cont/Loan/End-798 Trust/Restricted**

COST OBJECT	Dollar	FACULTY	NON FACULTY		EMPLOYEE BENEFITS	PERSONAL SERVICE CREDITS	TOTAL PERSONAL SERVICES	TOTAL OPERATING EXPENSES	TOTAL
		FTE	Dollar	FTE					
47-0731-2001202 KVNO Programming/Production	0	0.00	0	0.00	0	0	0	107,625	107,625
<b>TOTAL</b>	<b>0</b>	<b>0.00</b>	<b>0</b>	<b>0.00</b>	<b>0</b>	<b>0</b>	<b>0</b>	<b>107,625</b>	<b>107,625</b>
<b>SUB PROGRAM TOTAL</b>	<b>5,316,373</b>	<b>81</b>	<b>2,553,009</b>	<b>46</b>	<b>1,940,091</b>	<b>0</b>	<b>9,809,473</b>	<b>1,627,865</b>	<b>11,437,338</b>

**SUBPROGRAM #/NAME: 08 College of Information Science and Technology**

**UNO-State General Fund-791 State & University Generated/Unrestricted**

COST OBJECT	Dollar	FACULTY	NON FACULTY		EMPLOYEE BENEFITS	PERSONAL SERVICE CREDITS	TOTAL PERSONAL SERVICES	TOTAL OPERATING EXPENSES	TOTAL
		FTE	Dollar	FTE					
41-0801-0100 Information Science & Technology Dean	0	0.00	531,892	3.75	130,048	0	661,940	30,478	692,418
41-0802-0100 Information Science & Technology General	0	0.00	646,897	10.04	158,168	0	805,065	25,000	830,065
41-0802-0120 IS&T PT Instruction	2,449	0.05	0	0.00	601	0	3,050	0	3,050
41-0802-0140 IS&T Student Support	0	0.00	71,244	3.81	4,695	0	75,939	0	75,939
41-0802-0160 IS&T Grad Support	0	0.00	270,565	5.32	17,830	0	288,395	9,209	297,604
41-0802-0170 IS&T Events	0	0.00	0	0.00	0	0	0	6,891	6,891
41-0802-0200 College of IS&T Maintenance	0	0.00	0	0.00	0	0	0	62,272	62,272
41-0802-0600 IS&T - Advising	0	0.00	0	0.00	0	0	0	6,891	6,891
41-0802-0700 IS&T - Marketing	0	0.00	0	0.00	0	0	0	10,000	10,000
41-0802-1000 IS&T All College Travel	0	0.00	0	0.00	0	0	0	37,020	37,020
41-0802-1400 IS&T Distance Education	0	0.00	0	0.00	0	0	0	111,398	111,398
41-0806-0100 Computer Science	2,626,741	23.94	138,455	1.60	796,326	0	3,561,522	20,000	3,581,522
41-0806-0400 Stem Community Chair Operating Fund	0	0.00	0	0.00	0	0	0	20,000	20,000
41-0807-0100 ISQA	2,009,548	17.90	91,018	0.60	604,363	0	2,704,929	20,000	2,724,929
41-0811-0100 School of Interdisciplinary Informatics	1,406,351	14.15	139,755	1.60	444,147	0	1,990,253	20,000	2,010,253
41-0811-0200 POE - Biomedical Informatics	103,088	1.00	0	0.00	25,205	0	128,293	7,663	135,956
41-0811-0400 POE - Information Assurance	102,692	1.00	0	0.00	25,108	0	127,800	8,890	136,690
41-0811-0500 POE Information Technology	102,885	1.00	0	0.00	25,155	0	128,040	0	128,040
<b>TOTAL</b>	<b>6,353,754</b>	<b>59.04</b>	<b>1,889,826</b>	<b>26.72</b>	<b>2,231,646</b>	<b>0</b>	<b>10,475,226</b>	<b>395,712</b>	<b>10,870,938</b>

**UNO-State General Fund-791 Revolving/Designated**

COST OBJECT	Dollar	FACULTY	NON FACULTY		EMPLOYEE BENEFITS	PERSONAL SERVICE CREDITS	TOTAL PERSONAL SERVICES	TOTAL OPERATING EXPENSES	TOTAL
		FTE	Dollar	FTE					
42-0802-0100 IS&T - Technology Fee	0	0.00	0	0.00	0	0	0	111,467	111,467
42-0802-0210 Computer Science Core	0	0.00	0	0.00	0	0	0	27,640	27,640
42-0802-0300 IS&T - Distance Education Fee	0	0.00	0	0.00	0	0	0	164,297	164,297
42-0802-0800 IS&T - Applied IT Projects	10,000	0.00	0	0.00	1,825	0	11,825	188,175	200,000
42-0806-0400 Computer Science Programming	0	0.00	0	0.00	0	0	0	26,790	26,790
42-0811-0300 Bioinformatics Programming	0	0.00	0	0.00	0	0	0	500	500
42-0811-0400 Cyber Programming	0	0.00	0	0.00	0	0	0	7,000	7,000
<b>TOTAL</b>	<b>10,000</b>	<b>0.00</b>	<b>0</b>	<b>0.00</b>	<b>1,825</b>	<b>0</b>	<b>11,825</b>	<b>525,869</b>	<b>537,694</b>

**UNO-Trust-Grant/Cont/Loan/End-798 Trust/Restricted**

COST OBJECT	Dollar	FACULTY	NON FACULTY		EMPLOYEE BENEFITS	PERSONAL SERVICE CREDITS	TOTAL PERSONAL SERVICES	TOTAL OPERATING EXPENSES	TOTAL
		FTE	Dollar	FTE					
47-0802-2004100 UNF:Lee & Willa Seemann Dist Dean Is&T	0	0.00	48,921	0.25	8,072	0	56,993	0	56,993
47-0802-2005100 UNF:Mutual Of Omaha Dist Chair Ist&E	34,500	0.00	0	0.00	0	0	34,500	0	34,500
47-0802-2023100 UNF:UNO iSTEM Programs Coordinator	0	0.00	50,000	1.00	8,250	0	58,250	0	58,250
<b>TOTAL</b>	<b>34,500</b>	<b>0.00</b>	<b>98,921</b>	<b>1.25</b>	<b>16,322</b>	<b>0</b>	<b>149,743</b>	<b>0</b>	<b>149,743</b>

COST OBJECT LISTING BY SUB PROGRAM  
 2019-2020GENERAL OPERATING BUDGET  
 UNIVERSITY OF NEBRASKA AT OMAHA

<b>SUB PROGRAM TOTAL</b>	<b>6,398,254</b>	<b>59</b>	<b>1,988,747</b>	<b>28</b>	<b>2,249,793</b>	<b>0</b>	<b>10,636,794</b>	<b>921,581</b>	<b>11,558,375</b>
--------------------------	------------------	-----------	------------------	-----------	------------------	----------	-------------------	----------------	-------------------

**SUBPROGRAM #/NAME: 10 College of Education**

**UNO-State General Fund-791 State & University Generated/Unrestricted**

COST OBJECT	Dollar	FACULTY FTE	NON FACULTY Dollar	FTE	EMPLOYEE BENEFITS	PERSONAL SERVICE CREDITS	TOTAL PERSONAL SERVICES	TOTAL OPERATING EXPENSES	TOTAL
41-1001-0100 Dean College of Education	0	0.00	636,768	6.18	155,081	0	791,849	46,132	837,981
41-1002-0100 Education General	262,920	4.79	1,502,078	33.09	427,435	0	2,192,433	122,124	2,314,557
41-1002-0200 Education General - Faculty Travel	0	0.00	0	0.00	0	0	0	23,305	23,305
41-1002-0300 Education General - Supervision Travel	0	0.00	0	0.00	0	0	0	8,323	8,323
41-1002-0400 Instructional Material Center	0	0.00	0	0.00	0	0	0	11,622	11,622
41-1002-0500 Supervision of Student Teachers	0	0.00	0	0.00	0	0	0	41,797	41,797
41-1002-1400 Education Distance Education	0	0.00	0	0.00	0	0	0	57,049	57,049
41-1006-0100 Educational Leadership	418,145	5.90	75,243	0.93	118,158	0	611,546	16,870	628,416
41-1008-0100 Teacher Education	2,057,368	30.10	72,763	0.77	602,046	0	2,732,177	32,949	2,765,126
41-1008-0300 POE STEM Early Childhood Education	74,312	1.25	0	0.00	18,171	0	92,483	5,715	98,198
41-1008-1500 POE - Early Childhood Development	90,611	1.00	0	0.00	22,085	0	112,696	0	112,696
41-1009-0100 Counseling	410,204	5.40	62,735	0.60	108,521	0	581,460	12,856	594,316
41-1010-0100 Health and Knesiology	1,345,640	18.90	149,922	2.86	418,382	0	1,913,944	33,395	1,947,339
41-1010-0200 H&K - Moving Company	0	0.00	0	0.00	0	0	0	5,453	5,453
41-1010-1500 POE - H&K Exercise Science	0	0.00	73,169	1.33	4,822	0	77,991	10,500	88,491
41-1013-0100 Special Education Communication Disorder	894,916	13.80	138,143	1.68	249,546	0	1,282,605	20,014	1,302,619
41-1013-0300 Special Education - Career Ladder	100,020	1.25	0	0.00	11,205	0	111,225	64,479	175,704
41-1014-0100 Biomechanics	959,869	11.00	188,542	1.00	331,799	0	1,480,210	30,429	1,510,639
41-1014-0400 UNeTECH - BioMechanics Lab	0	0.00	55,641	1.00	13,605	0	69,246	0	69,246
<b>TOTAL</b>	<b>6,614,005</b>	<b>93.39</b>	<b>2,955,004</b>	<b>49.44</b>	<b>2,480,856</b>	<b>0</b>	<b>12,049,865</b>	<b>543,012</b>	<b>12,592,877</b>

**UNO-State General Fund-791 Revolving/Designated**

COST OBJECT	Dollar	FACULTY FTE	NON FACULTY Dollar	FTE	EMPLOYEE BENEFITS	PERSONAL SERVICE CREDITS	TOTAL PERSONAL SERVICES	TOTAL OPERATING EXPENSES	TOTAL
42-1002-0100 Education - Technology Fee	0	0.00	50,712	1.00	13,544	0	64,256	111,282	175,538
42-1002-0400 Metro Omaha Ed Consortium	0	0.00	0	0.00	0	0	0	180,000	180,000
42-1002-0600 Education - Distance Education Fee	0	0.00	0	0.00	0	0	0	240,590	240,590
42-1008-0400 Mentoring/Induction Program	62,832	0.80	0	0.00	10,952	0	73,784	696,216	770,000
42-1009-0200 Counseling Appraisals Fee	0	0.00	0	0.00	0	0	0	7,600	7,600
42-1009-0700 Counseling Practicum	0	0.00	0	0.00	0	0	0	4,050	4,050
42-1010-0300 Scuba Equipment Fee	0	0.00	0	0.00	0	0	0	5,000	5,000
42-1010-0400 Backpacking Trip Fee	0	0.00	0	0.00	0	0	0	5,000	5,000
42-1010-0500 First Aid Lab Fee	0	0.00	0	0.00	0	0	0	12,500	12,500
42-1010-0600 H&K Fitness Center	0	0.00	4,194	0.22	295	0	4,489	1,811	6,300
42-1010-0900 Athletic Injuries/Training Lab Fees	0	0.00	0	0.00	0	0	0	2,000	2,000
42-1010-1200 Adv Lifesaving/Lifeguard Training Fee	0	0.00	0	0.00	0	0	0	200	200
42-1010-1300 Outdoor Adventure Activity Fee	0	0.00	0	0.00	0	0	0	6,400	6,400
42-1010-2000 Lab Methods Exercise Science	0	0.00	0	0.00	0	0	0	2,560	2,560
42-1013-0200 Special Education Clinic	0	0.00	0	0.00	0	0	0	11,000	11,000
42-1013-0500 Basic Clinical Practicum	0	0.00	0	0.00	0	0	0	2,000	2,000
<b>TOTAL</b>	<b>62,832</b>	<b>0.80</b>	<b>54,906</b>	<b>1.22</b>	<b>24,791</b>	<b>0</b>	<b>142,529</b>	<b>1,288,209</b>	<b>1,430,738</b>

**UNO-Federal Letter of Credit-796 Federal/Restricted**

COST OBJECT	Dollar	FACULTY FTE	NON FACULTY Dollar	FTE	EMPLOYEE BENEFITS	PERSONAL SERVICE CREDITS	TOTAL PERSONAL SERVICES	TOTAL OPERATING EXPENSES	TOTAL
44-1010-1007207 NIH: Motor Disorders	41,385	1.00	0	0.00	7,987	0	49,372	0	49,372
44-1010-1007209 NIH: MD (COBRE) Y5 Admin Core 4/20	0	0.00	123,078	2.00	23,754	0	146,832	0	146,832

COST OBJECT LISTING BY SUB PROGRAM  
2019-2020 GENERAL OPERATING BUDGET  
UNIVERSITY OF NEBRASKA AT OMAHA

**SUBPROGRAM #/NAME: 10 College of Education**

**UNO-Federal Letter of Credit-796 Federal/Restricted**

COST OBJECT	Dollar	FACULTY	NON FACULTY		EMPLOYEE BENEFITS	PERSONAL SERVICE CREDITS	TOTAL PERSONAL SERVICES	TOTAL OPERATING EXPENSES	TOTAL
		FTE	Dollar	FTE					
44-1010-1007419 NIH: MD (COBRE) Y5 Skiadopoulos 4/20	48,979	1.00	0	0.00	9,453	0	58,432	0	58,432
44-1010-1008100 NIH: Prosthetic 8/18	47,484	1.00	0	0.00	9,164	0	56,648	0	56,648
44-1014-1000100 NIH: ImpvMobility 6/20	48,977	1.00	48,229	1.00	18,761	0	115,967	0	115,967
<b>TOTAL</b>	<b>186,825</b>	<b>4.00</b>	<b>171,307</b>	<b>3.00</b>	<b>69,119</b>	<b>0</b>	<b>427,251</b>	<b>0</b>	<b>427,251</b>

**UNO-Trust-Grant/Cont/Loan/End-798 Trust/Restricted**

COST OBJECT	Dollar	FACULTY	NON FACULTY		EMPLOYEE BENEFITS	PERSONAL SERVICE CREDITS	TOTAL PERSONAL SERVICES	TOTAL OPERATING EXPENSES	TOTAL
		FTE	Dollar	FTE					
46-1002-2009100 UNF: Sherwood Fdn for MOEC Operations	0	0.00	167,709	2.00	27,672	0	195,381	0	195,381
46-1002-2012100 UNF: Teachers Scholars Academy Fund	0	0.00	68,515	1.00	11,305	0	79,820	0	79,820
46-1013-0022100 OPS: Career Ladder Spec Educ 5/20	25,000	0.50	0	0.00	4,125	0	29,125	0	29,125
47-1001-2002100 UNF: Lois Roskens College of Ed Deanship	0	0.00	15,000	0.00	0	0	15,000	0	15,000
47-1002-2009100 UNF: Lozier Reading Project Fund	58,323	1.00	0	0.00	9,623	0	67,946	0	67,946
<b>TOTAL</b>	<b>83,323</b>	<b>1.50</b>	<b>251,224</b>	<b>3.00</b>	<b>52,725</b>	<b>0</b>	<b>387,272</b>	<b>0</b>	<b>387,272</b>

**UNO-Auxiliary-799 Auxiliaries & Services/Restricted**

COST OBJECT	Dollar	FACULTY	NON FACULTY		EMPLOYEE BENEFITS	PERSONAL SERVICE CREDITS	TOTAL PERSONAL SERVICES	TOTAL OPERATING EXPENSES	TOTAL
		FTE	Dollar	FTE					
43-1050-0100 Ed Tech Center Fines	0	0.00	0	0.00	0	0	0	40,000	40,000
<b>TOTAL</b>	<b>0</b>	<b>0.00</b>	<b>0</b>	<b>0.00</b>	<b>0</b>	<b>0</b>	<b>0</b>	<b>40,000</b>	<b>40,000</b>
<b>SUB PROGRAM TOTAL</b>	<b>6,946,985</b>	<b>100</b>	<b>3,432,441</b>	<b>57</b>	<b>2,627,491</b>	<b>0</b>	<b>13,006,917</b>	<b>1,871,221</b>	<b>14,878,138</b>

**SUBPROGRAM #/NAME: 12 Graduate Studies**

**UNO-State General Fund-791 State & University Generated/Unrestricted**

COST OBJECT	Dollar	FACULTY	NON FACULTY		EMPLOYEE BENEFITS	PERSONAL SERVICE CREDITS	TOTAL PERSONAL SERVICES	TOTAL OPERATING EXPENSES	TOTAL
		FTE	Dollar	FTE					
41-1201-0100 Dean Graduate College	0	0.00	545,969	7.33	132,398	0	678,367	17,055	695,422
41-1201-0300 Graduate College - Grad Assistantships	0	0.00	564,434	13.44	37,196	0	601,630	0	601,630
41-1205-0100 Office of Research & Creative Activity	0	0.00	291,934	4.51	70,997	0	362,931	58,289	421,220
41-1206-0100 Graduate Education Improvement	0	0.00	19,665	0.67	1,296	0	20,961	38,369	59,330
<b>TOTAL</b>	<b>0</b>	<b>0.00</b>	<b>1,422,002</b>	<b>25.95</b>	<b>241,887</b>	<b>0</b>	<b>1,663,889</b>	<b>113,713</b>	<b>1,777,602</b>

**UNO-State General Fund-791 Revolving/Designated**

COST OBJECT	Dollar	FACULTY	NON FACULTY		EMPLOYEE BENEFITS	PERSONAL SERVICE CREDITS	TOTAL PERSONAL SERVICES	TOTAL OPERATING EXPENSES	TOTAL
		FTE	Dollar	FTE					
42-1202-0500 Graduate Student Services SASF	0	0.00	240,657	5.91	46,901	0	287,558	116,010	403,568
42-1207-0100 Student Research Fund	0	0.00	86,919	1.98	26,788	0	113,707	459,293	573,000
<b>TOTAL</b>	<b>0</b>	<b>0.00</b>	<b>327,576</b>	<b>7.89</b>	<b>73,689</b>	<b>0</b>	<b>401,265</b>	<b>575,303</b>	<b>976,568</b>
<b>SUB PROGRAM TOTAL</b>	<b>0</b>	<b>0</b>	<b>1,749,578</b>	<b>34</b>	<b>315,576</b>	<b>0</b>	<b>2,065,154</b>	<b>689,016</b>	<b>2,754,170</b>

**SUBPROGRAM #/NAME: 16 Criss Library**

**UNO-State General Fund-791 State & University Generated/Unrestricted**

COST OBJECT	Dollar	FACULTY	NON FACULTY		EMPLOYEE BENEFITS	PERSONAL SERVICE CREDITS	TOTAL PERSONAL SERVICES	TOTAL OPERATING EXPENSES	TOTAL
		FTE	Dollar	FTE					
41-1601-0100 Criss Library General	769,761	11.50	1,770,172	42.87	689,914	0	3,229,847	227,576	3,457,423

COST OBJECT LISTING BY SUB PROGRAM  
2019-2020 GENERAL OPERATING BUDGET  
UNIVERSITY OF NEBRASKA AT OMAHA

**SUBPROGRAM #/NAME: 16 Criss Library**

**UNO-State General Fund-791 State & University Generated/Unrestricted**

COST OBJECT	Dollar	FACULTY	NON FACULTY		EMPLOYEE BENEFITS	PERSONAL SERVICE CREDITS	TOTAL PERSONAL SERVICES	TOTAL OPERATING EXPENSES	TOTAL
		FTE	Dollar	FTE					
41-1602-0100 Library Books & Serials	0	0.00	0	0.00	0	0	0	1,065,909	1,065,909
<b>TOTAL</b>	<b>769,761</b>	<b>11.50</b>	<b>1,770,172</b>	<b>42.87</b>	<b>689,914</b>	<b>0</b>	<b>3,229,847</b>	<b>1,293,485</b>	<b>4,523,332</b>

**UNO-State General Fund-791 Revolving/Designated**

COST OBJECT	Dollar	FACULTY	NON FACULTY		EMPLOYEE BENEFITS	PERSONAL SERVICE CREDITS	TOTAL PERSONAL SERVICES	TOTAL OPERATING EXPENSES	TOTAL
		FTE	Dollar	FTE					
42-1601-0200 Library Fines and Lost Books	0	0.00	0	0.00	0	0	0	10,000	10,000
42-1601-0400 Resource Sharing	0	0.00	0	0.00	0	0	0	10,000	10,000
42-1601-0500 Thesis Binding	0	0.00	0	0.00	0	0	0	500	500
42-1601-0600 Library - Technology Fee	0	0.00	0	0.00	0	0	0	138,000	138,000
42-1601-0700 Library Fee	0	0.00	54,429	1.50	15,796	0	70,225	2,299,775	2,370,000
42-1601-0800 Library Copy & Print Services	0	0.00	0	0.00	0	0	0	20,000	20,000
42-1601-0900 Library Dual Enrollment	0	0.00	0	0.00	0	0	0	14,000	14,000
<b>TOTAL</b>	<b>0</b>	<b>0.00</b>	<b>54,429</b>	<b>1.50</b>	<b>15,796</b>	<b>0</b>	<b>70,225</b>	<b>2,492,275</b>	<b>2,562,500</b>

<b>SUB PROGRAM TOTAL</b>	<b>769,761</b>	<b>12</b>	<b>1,824,601</b>	<b>44</b>	<b>705,710</b>	<b>0</b>	<b>3,300,072</b>	<b>3,785,760</b>	<b>7,085,832</b>
--------------------------	----------------	-----------	------------------	-----------	----------------	----------	------------------	------------------	------------------

**SUBPROGRAM #/NAME: 21 Summer Sessions**

**UNO-State General Fund-791 State & University Generated/Unrestricted**

COST OBJECT	Dollar	FACULTY	NON FACULTY		EMPLOYEE BENEFITS	PERSONAL SERVICE CREDITS	TOTAL PERSONAL SERVICES	TOTAL OPERATING EXPENSES	TOTAL
		FTE	Dollar	FTE					
41-2101-0100 Summer Instruction	2,411,571	27.75	0	0.00	0	0	2,411,571	0	2,411,571
<b>TOTAL</b>	<b>2,411,571</b>	<b>27.75</b>	<b>0</b>	<b>0.00</b>	<b>0</b>	<b>0</b>	<b>2,411,571</b>	<b>0</b>	<b>2,411,571</b>

<b>SUB PROGRAM TOTAL</b>	<b>2,411,571</b>	<b>28</b>	<b>0</b>	<b>0</b>	<b>0</b>	<b>0</b>	<b>2,411,571</b>	<b>0</b>	<b>2,411,571</b>
--------------------------	------------------	-----------	----------	----------	----------	----------	------------------	----------	------------------

**SUBPROGRAM #/NAME: 22 Other Instruction or Research**

**UNO-State General Fund-791 State & University Generated/Unrestricted**

COST OBJECT	Dollar	FACULTY	NON FACULTY		EMPLOYEE BENEFITS	PERSONAL SERVICE CREDITS	TOTAL PERSONAL SERVICES	TOTAL OPERATING EXPENSES	TOTAL
		FTE	Dollar	FTE					
41-2201-0100 Part Time and Temporary Instruction	878,517	16.85	0	0.00	53,643	0	932,160	1,268,651	2,200,811
41-2201-0200 Assoc VC for Academic Affairs	0	0.00	61,963	1.00	15,150	0	77,113	0	77,113
41-2201-0600 Chairs	15,000	0.00	0	0.00	0	0	15,000	0	15,000
41-2201-0800 Special Faculty Development	0	0.00	0	0.00	0	0	0	120,000	120,000
41-2201-1400 Multi-Model Education	10,207	0.00	0	0.00	673	0	10,880	2,483,911	2,494,791
41-2201-1500 GCC - Dual Degree Program	0	0.00	0	0.00	0	0	0	1,007,459	1,007,459
41-2201-2000 Chancellor Program Support	0	0.00	0	0.00	0	0	0	854,353	854,353
41-2201-2100 Strategic Planning Initiatives	257,668	7.20	0	0.00	23,427	0	281,095	637,657	918,752
41-2201-2400 Campus Allocation-Reserve	0	0.00	0	0.00	0	0	0	3,650,962	3,650,962
41-2202-0100 Community Engagement Center	0	0.00	296,552	4.58	72,507	0	369,059	0	369,059
41-2209-0100 Honors Program	0	0.00	174,700	2.50	42,715	0	217,415	53,140	270,555
41-2210-0100 Univ Comm for the Advncmnt of Teaching	0	0.00	0	0.00	0	0	0	20,000	20,000
41-2210-0200 Center for Faculty Excellence	0	0.00	148,184	2.33	33,755	0	181,939	39,856	221,795
41-2210-0400 Service Learning Academy	0	0.00	195,510	3.00	47,801	0	243,311	6,500	249,811
41-2210-0425 Service Days	0	0.00	0	0.00	0	0	0	50,000	50,000
41-2210-0450 The Collaborative	0	0.00	45,675	1.00	11,168	0	56,843	3,483	60,326
41-2211-0100 Univ Comm on Research & Creative Act	0	0.00	0	0.00	0	0	0	1,363	1,363



COST OBJECT LISTING BY SUB PROGRAM  
 2019-2020 GENERAL OPERATING BUDGET  
 UNIVERSITY OF NEBRASKA AT OMAHA

**SUBPROGRAM #/NAME: 22 Other Instruction or Research**

**UNO-State General Fund-791 State & University Generated/Unrestricted**

COST OBJECT	Dollar	FACULTY	NON FACULTY		EMPLOYEE BENEFITS	PERSONAL SERVICE CREDITS	TOTAL PERSONAL SERVICES	TOTAL OPERATING EXPENSES	TOTAL
		FTE	Dollar	FTE					
41-2212-0100 Aerospace Studies (AFTORC)	0	0.00	38,384	1.02	9,332	0	47,716	5,693	53,409
41-2290-0100 Unemployment Compensation	0	0.00	0	0.00	23,341	0	23,341	0	23,341
41-2290-0200 Workers' Compensation	0	0.00	0	0.00	195,838	0	195,838	0	195,838
41-2290-0300 Unemployment Compensation	0	0.00	0	0.00	2,679	0	2,679	0	2,679
41-2290-0400 Workers' Compensation	0	0.00	0	0.00	22,463	0	22,463	0	22,463
<b>TOTAL</b>	<b>1,161,392</b>	<b>24.05</b>	<b>960,968</b>	<b>15.43</b>	<b>554,492</b>	<b>0</b>	<b>2,676,852</b>	<b>10,203,028</b>	<b>12,879,880</b>

**UNO-State General Fund-791 Revolving/Designated**

COST OBJECT	Dollar	FACULTY	NON FACULTY		EMPLOYEE BENEFITS	PERSONAL SERVICE CREDITS	TOTAL PERSONAL SERVICES	TOTAL OPERATING EXPENSES	TOTAL
		FTE	Dollar	FTE					
42-2201-0100 IS Technology Fee	0	0.00	0	0.00	0	0	0	2,085,525	2,085,525
42-2201-0500 Dual Enrollment Program	0	0.00	356,972	5.63	85,805	0	442,777	722,386	1,165,163
42-2201-0700 V/C AA - Technology Fee	0	0.00	0	0.00	0	0	0	275,000	275,000
42-2201-0900 Undergraduate Support SASF	0	0.00	0	0.00	0	0	0	92,000	92,000
42-2202-0100 CEC Usage - Revolving	0	0.00	84,898	3.00	29,829	0	114,727	80,273	195,000
<b>TOTAL</b>	<b>0</b>	<b>0.00</b>	<b>441,870</b>	<b>8.63</b>	<b>115,634</b>	<b>0</b>	<b>557,504</b>	<b>3,255,184</b>	<b>3,812,688</b>

**UNO-State General Fund-791 Cash & Student Contracts/Designated**

COST OBJECT	Dollar	FACULTY	NON FACULTY		EMPLOYEE BENEFITS	PERSONAL SERVICE CREDITS	TOTAL PERSONAL SERVICES	TOTAL OPERATING EXPENSES	TOTAL
		FTE	Dollar	FTE					
41-2201-1200 Facilities & Administrative Cost	0	0.00	0	0.00	0	0	0	2,593,280	2,593,280
<b>TOTAL</b>	<b>0</b>	<b>0.00</b>	<b>0</b>	<b>0.00</b>	<b>0</b>	<b>0</b>	<b>0</b>	<b>2,593,280</b>	<b>2,593,280</b>

**UNO-Trust-Grant/Cont/Loan/End-798 Trust/Restricted**

COST OBJECT	Dollar	FACULTY	NON FACULTY		EMPLOYEE BENEFITS	PERSONAL SERVICE CREDITS	TOTAL PERSONAL SERVICES	TOTAL OPERATING EXPENSES	TOTAL
		FTE	Dollar	FTE					
46-2210-2009100 UNF:Sherwood Service Learning Year 3	0	0.00	48,307	1.00	7,970	0	56,277	0	56,277
47-2210-2006100 UNF:Service Learning Academy Fund	0	0.00	117,844	2.00	19,445	0	137,289	0	137,289
47-2210-2022100 UNF:Weitz Fellow Service Learning Acad	0	0.00	30,000	1.00	4,950	0	34,950	0	34,950
<b>TOTAL</b>	<b>0</b>	<b>0.00</b>	<b>196,151</b>	<b>4.00</b>	<b>32,365</b>	<b>0</b>	<b>228,516</b>	<b>0</b>	<b>228,516</b>

**SUB PROGRAM TOTAL      1,161,392                  24      1,598,989                  28      702,491                  0      3,462,872                  16,051,492                  19,514,364**

**SUBPROGRAM #/NAME: 23 Student Aid**

**UNO-State General Fund-791 State & University Generated/Unrestricted**

COST OBJECT	Dollar	FACULTY	NON FACULTY		EMPLOYEE BENEFITS	PERSONAL SERVICE CREDITS	TOTAL PERSONAL SERVICES	TOTAL OPERATING EXPENSES	TOTAL
		FTE	Dollar	FTE					
41-2315-0100 Need Based Scholarships UTAG	0	0.00	0	0.00	0	0	0	678,662	678,662
41-2315-0200 Need Based Aid - UAG	0	0.00	0	0.00	0	0	0	2,245,418	2,245,418
41-2315-0300 Need Based Aid - College Bound NE	0	0.00	0	0.00	0	0	0	2,100,580	2,100,580
<b>TOTAL</b>	<b>0</b>	<b>0.00</b>	<b>0</b>	<b>0.00</b>	<b>0</b>	<b>0</b>	<b>0</b>	<b>5,024,660</b>	<b>5,024,660</b>

**SUB PROGRAM TOTAL      0                  0                  0                  0                  0                  0                  0                  5,024,660                  5,024,660**

**SUBPROGRAM #/NAME: 24 International Programs**

COST OBJECT LISTING BY SUB PROGRAM  
2019-2020 GENERAL OPERATING BUDGET  
UNIVERSITY OF NEBRASKA AT OMAHA

**SUBPROGRAM #/NAME: 24 International Programs**

**UNO-State General Fund-791 State & University Generated/Unrestricted**

COST OBJECT	Dollar	FACULTY	NON FACULTY		EMPLOYEE BENEFITS	PERSONAL SERVICE CREDITS	TOTAL PERSONAL SERVICES	TOTAL OPERATING EXPENSES	TOTAL
		FTE	Dollar	FTE					
41-2401-0100 International Programs	16,301	0.28	259,596	2.51	66,999	0	342,896	1,287	344,183
41-2402-0100 Center for Afghanistan Studies	0	0.00	121,686	1.88	28,381	0	150,067	2,869	152,936
41-2402-0200 International Advising	0	0.00	77,423	1.62	18,558	0	95,981	8,431	104,412
41-2402-0400 Study Abroad	0	0.00	71,776	1.57	17,551	0	89,327	0	89,327
<b>TOTAL</b>	<b>16,301</b>	<b>0.28</b>	<b>530,481</b>	<b>7.58</b>	<b>131,489</b>	<b>0</b>	<b>678,271</b>	<b>12,587</b>	<b>690,858</b>

**UNO-State General Fund-791 Revolving/Designated**

COST OBJECT	Dollar	FACULTY	NON FACULTY		EMPLOYEE BENEFITS	PERSONAL SERVICE CREDITS	TOTAL PERSONAL SERVICES	TOTAL OPERATING EXPENSES	TOTAL
		FTE	Dollar	FTE					
42-2402-0100 Int'l Programs - Technology Fee	0	0.00	0	0.00	0	0	0	12,739	12,739
42-2402-0150 International Student Fee	0	0.00	45,554	1.06	9,852	0	55,406	14,238	69,644
42-2402-0175 International Programs SASF	0	0.00	0	0.00	0	0	0	34,088	34,088
42-2402-0200 IP Study Abroad	0	0.00	0	0.00	0	0	0	55,000	55,000
42-2402-0300 CAS Education and Outreach	0	0.00	0	0.00	0	0	0	1,000	1,000
42-2405-0100 Intensive Language Program (ILUNO)	0	0.00	531,383	9.87	189,680	0	721,063	40,437	761,500
42-2406-0100 International Professional Development	3,075	0.00	137,856	3.43	20,061	0	160,992	139,008	300,000
<b>TOTAL</b>	<b>3,075</b>	<b>0.00</b>	<b>714,793</b>	<b>14.36</b>	<b>219,593</b>	<b>0</b>	<b>937,461</b>	<b>296,510</b>	<b>1,233,971</b>

**UNO-Federal Advance-797 Federal/Restricted**

COST OBJECT	Dollar	FACULTY	NON FACULTY		EMPLOYEE BENEFITS	PERSONAL SERVICE CREDITS	TOTAL PERSONAL SERVICES	TOTAL OPERATING EXPENSES	TOTAL
		FTE	Dollar	FTE					
45-2402-1023100 DOS: USISL SEASIA	0	0.00	38,070	0.93	7,347	0	45,417	0	45,417
45-2402-1028100 DOS: Bldg Acad Links- Pakistan 9/19	0	0.00	45,280	1.00	8,739	0	54,019	0	54,019
<b>TOTAL</b>	<b>0</b>	<b>0.00</b>	<b>83,350</b>	<b>1.93</b>	<b>16,086</b>	<b>0</b>	<b>99,436</b>	<b>0</b>	<b>99,436</b>

**UNO-Trust-Grant/Cont/Loan/End-798 Trust/Restricted**

COST OBJECT	Dollar	FACULTY	NON FACULTY		EMPLOYEE BENEFITS	PERSONAL SERVICE CREDITS	TOTAL PERSONAL SERVICES	TOTAL OPERATING EXPENSES	TOTAL
		FTE	Dollar	FTE					
46-2402-1015100 FHI/USAID KU-BU Pshp in Comm 12/18	0	0.00	41,733	1.00	6,886	0	48,619	0	48,619
<b>TOTAL</b>	<b>0</b>	<b>0.00</b>	<b>41,733</b>	<b>1.00</b>	<b>6,886</b>	<b>0</b>	<b>48,619</b>	<b>0</b>	<b>48,619</b>

**SUB PROGRAM TOTAL**      **19,376**      **0**      **1,370,357**      **25**      **374,054**      **0**      **1,763,787**      **309,097**      **2,072,884**

**SUBPROGRAM #/NAME: 26 Continuing Studies**

**UNO-State General Fund-791 State & University Generated/Unrestricted**

COST OBJECT	Dollar	FACULTY	NON FACULTY		EMPLOYEE BENEFITS	PERSONAL SERVICE CREDITS	TOTAL PERSONAL SERVICES	TOTAL OPERATING EXPENSES	TOTAL
		FTE	Dollar	FTE					
41-2601-0100 Division of Continuing Studies	0	0.00	87,996	1.00	21,515	0	109,511	26,571	136,082
41-2601-1400 Continuing Studies Distance Education	0	0.00	0	0.00	0	0	0	576,282	576,282
41-2602-0300 Continuing Education - Degree Prgm/BMS	0	0.00	511,816	11.63	119,139	0	630,955	25,422	656,377
41-2606-0100 Offutt Programs	277,176	6.73	74,686	1.75	36,527	0	388,389	15,216	403,605
<b>TOTAL</b>	<b>277,176</b>	<b>6.73</b>	<b>674,498</b>	<b>14.38</b>	<b>177,181</b>	<b>0</b>	<b>1,128,855</b>	<b>643,491</b>	<b>1,772,346</b>

**UNO-State General Fund-791 Revolving/Designated**

COST OBJECT	Dollar	FACULTY	NON FACULTY		EMPLOYEE BENEFITS	PERSONAL SERVICE CREDITS	TOTAL PERSONAL SERVICES	TOTAL OPERATING EXPENSES	TOTAL
		FTE	Dollar	FTE					
42-2601-0400 DCS - Distance Education Fee	0	0.00	27,803	0.50	6,939	0	34,742	372,083	406,825
42-2606-0100 Offutt AFB - Testing Svcs	0	0.00	19,062	1.00	1,339	0	20,401	11,981	32,382

COST OBJECT LISTING BY SUB PROGRAM  
2019-2020 GENERAL OPERATING BUDGET  
UNIVERSITY OF NEBRASKA AT OMAHA

**SUBPROGRAM #/NAME: 26 Continuing Studies**

**UNO-State General Fund-791 Revolving/Designated**

COST OBJECT	Dollar	FACULTY	NON FACULTY		EMPLOYEE BENEFITS	PERSONAL SERVICE CREDITS	TOTAL PERSONAL SERVICES	TOTAL OPERATING EXPENSES	TOTAL
		FTE	Dollar	FTE					
42-2607-0100 Continuing Education - Non Credit	0	0.00	0	0.00	0	0	0	4,412,514	4,412,514
<b>TOTAL</b>	<b>0</b>	<b>0.00</b>	<b>46,865</b>	<b>1.50</b>	<b>8,278</b>	<b>0</b>	<b>55,143</b>	<b>4,796,578</b>	<b>4,851,721</b>
<b>SUB PROGRAM TOTAL</b>	<b>277,176</b>	<b>7</b>	<b>721,363</b>	<b>16</b>	<b>185,459</b>	<b>0</b>	<b>1,183,998</b>	<b>5,440,069</b>	<b>6,624,067</b>

**SUBPROGRAM #/NAME: 30 Distance Education**

**UNO-State General Fund-791 State & University Generated/Unrestricted**

COST OBJECT	Dollar	FACULTY	NON FACULTY		EMPLOYEE BENEFITS	PERSONAL SERVICE CREDITS	TOTAL PERSONAL SERVICES	TOTAL OPERATING EXPENSES	TOTAL
		FTE	Dollar	FTE					
41-3001-0100 Distance Education	0	0.00	103,254	1.20	25,245	0	128,499	36,300	164,799
<b>TOTAL</b>	<b>0</b>	<b>0.00</b>	<b>103,254</b>	<b>1.20</b>	<b>25,245</b>	<b>0</b>	<b>128,499</b>	<b>36,300</b>	<b>164,799</b>

**UNO-State General Fund-791 Revolving/Designated**

COST OBJECT	Dollar	FACULTY	NON FACULTY		EMPLOYEE BENEFITS	PERSONAL SERVICE CREDITS	TOTAL PERSONAL SERVICES	TOTAL OPERATING EXPENSES	TOTAL
		FTE	Dollar	FTE					
42-3001-0100 Distance Education Fee	0	0.00	86,782	1.19	10,703	0	97,485	913,920	1,011,405
<b>TOTAL</b>	<b>0</b>	<b>0.00</b>	<b>86,782</b>	<b>1.19</b>	<b>10,703</b>	<b>0</b>	<b>97,485</b>	<b>913,920</b>	<b>1,011,405</b>
<b>SUB PROGRAM TOTAL</b>	<b>0</b>	<b>0</b>	<b>190,036</b>	<b>2</b>	<b>35,948</b>	<b>0</b>	<b>225,984</b>	<b>950,220</b>	<b>1,176,204</b>

**SUBPROGRAM #/NAME: 33 Physical Plant Administration**

**UNO-State General Fund-791 State & University Generated/Unrestricted**

COST OBJECT	Dollar	FACULTY	NON FACULTY		EMPLOYEE BENEFITS	PERSONAL SERVICE CREDITS	TOTAL PERSONAL SERVICES	TOTAL OPERATING EXPENSES	TOTAL
		FTE	Dollar	FTE					
41-3301-0100 Plant Operations and Construction	0	0.00	151,677	3.99	30,004	0	181,681	51,165	232,846
41-3305-0100 Building Repairs & Maintenance	0	0.00	403,958	7.00	96,867	0	500,825	1,222,363	1,723,188
41-3305-1300 O&M	0	0.00	0	0.00	0	0	0	900,000	900,000
41-3306-0100 Custodial	0	0.00	2,233,064	70.00	593,657	0	2,826,721	334,880	3,161,601
41-3307-0100 Grounds	0	0.00	758,181	22.33	174,748	0	932,929	590,000	1,522,929
41-3308-0100 Power Plant	0	0.00	1,343,255	23.00	372,725	0	1,715,980	95,357	1,811,337
41-3309-0100 Utilities	0	0.00	0	0.00	0	0	0	6,161,004	6,161,004
41-3312-0100 Public Safety Department	0	0.00	1,411,388	31.97	367,260	0	1,778,648	50,876	1,829,524
41-3312-0200 Public Safety - Maintenance	0	0.00	0	0.00	0	0	0	59,560	59,560
41-3312-0500 Emergency Management	0	0.00	65,734	1.00	16,073	0	81,807	21,260	103,067
41-3312-0600 Youth Safety	0	0.00	121,040	2.00	29,595	0	150,635	5,000	155,635
41-3390-0100 Unemployment Compensation	0	0.00	0	0.00	1,707	0	1,707	0	1,707
41-3390-0200 Workers' Compensation	0	0.00	0	0.00	14,314	0	14,314	0	14,314
<b>TOTAL</b>	<b>0</b>	<b>0.00</b>	<b>6,488,297</b>	<b>161.29</b>	<b>1,696,950</b>	<b>0</b>	<b>8,185,247</b>	<b>9,491,465</b>	<b>17,676,712</b>

**UNO-Auxiliary-799 Auxiliaries & Services/Restricted**

COST OBJECT	Dollar	FACULTY	NON FACULTY		EMPLOYEE BENEFITS	PERSONAL SERVICE CREDITS	TOTAL PERSONAL SERVICES	TOTAL OPERATING EXPENSES	TOTAL
		FTE	Dollar	FTE					
43-3312-0300 Baxter Arena	0	0.00	95,118	3.00	19,882	0	115,000	0	115,000
43-3350-0100 Parking and Transit Operations	0	0.00	440,208	13.66	132,630	0	572,838	1,508,488	2,081,326
<b>TOTAL</b>	<b>0</b>	<b>0.00</b>	<b>535,326</b>	<b>16.66</b>	<b>152,512</b>	<b>0</b>	<b>687,838</b>	<b>1,508,488</b>	<b>2,196,326</b>

COST OBJECT LISTING BY SUB PROGRAM  
2019-2020 GENERAL OPERATING BUDGET  
UNIVERSITY OF NEBRASKA AT OMAHA

<b>SUB PROGRAM TOTAL</b>	<b>0</b>	<b>0</b>	<b>7,023,623</b>	<b>178</b>	<b>1,849,462</b>	<b>0</b>	<b>8,873,085</b>	<b>10,999,953</b>	<b>19,873,038</b>
--------------------------	----------	----------	------------------	------------	------------------	----------	------------------	-------------------	-------------------

**SUBPROGRAM #/NAME: 41 Executive Administration**

**UNO-State General Fund-791 State & University Generated/Unrestricted**

COST OBJECT	Dollar	FACULTY FTE	NON FACULTY Dollar	NON FACULTY FTE	EMPLOYEE BENEFITS	PERSONAL SERVICE CREDITS	TOTAL PERSONAL SERVICES	TOTAL OPERATING EXPENSES	TOTAL
41-4101-0100 Chancellor	0	0.00	444,255	4.35	107,308	0	551,563	62,688	614,251
41-4101-0300 Honors Awards & Recognition	12,766	0.00	0	0.00	841	0	13,607	0	13,607
41-4101-0700 Minority/Gender Equity Recruitment Fund	0	0.00	4,654	0.00	307	0	4,961	0	4,961
41-4101-0800 Strategic Planning	0	0.00	0	0.00	0	0	0	35,690	35,690
41-4101-1000 Chancellor's Comm On Status of Women	0	0.00	0	0.00	0	0	0	1,750	1,750
41-4101-1200 Chancellor FAR	15,000	0.00	0	0.00	989	0	15,989	4,000	19,989
41-4105-0100 Ombudsman	0	0.00	11,392	0.00	751	0	12,143	6,052	18,195
<b>TOTAL</b>	<b>27,766</b>	<b>0.00</b>	<b>460,301</b>	<b>4.35</b>	<b>110,196</b>	<b>0</b>	<b>598,263</b>	<b>110,180</b>	<b>708,443</b>

**UNO-State General Fund-791 Cash & Student Contracts/Designated**

COST OBJECT	Dollar	FACULTY FTE	NON FACULTY Dollar	NON FACULTY FTE	EMPLOYEE BENEFITS	PERSONAL SERVICE CREDITS	TOTAL PERSONAL SERVICES	TOTAL OPERATING EXPENSES	TOTAL
41-4101-0400 Indirect Cost	0	0.00	0	0.00	0	0	0	18,880	18,880
<b>TOTAL</b>	<b>0</b>	<b>0.00</b>	<b>0</b>	<b>0.00</b>	<b>0</b>	<b>0</b>	<b>0</b>	<b>18,880</b>	<b>18,880</b>

**UNO-Trust-Grant/Cont/Loan/End-798 Trust/Restricted**

COST OBJECT	Dollar	FACULTY FTE	NON FACULTY Dollar	NON FACULTY FTE	EMPLOYEE BENEFITS	PERSONAL SERVICE CREDITS	TOTAL PERSONAL SERVICES	TOTAL OPERATING EXPENSES	TOTAL
47-4101-2006100 UNF:J Becker Cba Deanship	0	0.00	13,000	0.00	0	0	13,000	0	13,000
47-4101-2020100 UNF:Jim & Shirley Young Mentor Program	0	0.00	40,974	0.50	6,761	0	47,735	0	47,735
<b>TOTAL</b>	<b>0</b>	<b>0.00</b>	<b>53,974</b>	<b>0.50</b>	<b>6,761</b>	<b>0</b>	<b>60,735</b>	<b>0</b>	<b>60,735</b>

<b>SUB PROGRAM TOTAL</b>	<b>27,766</b>	<b>0</b>	<b>514,275</b>	<b>5</b>	<b>116,957</b>	<b>0</b>	<b>658,998</b>	<b>129,060</b>	<b>788,058</b>
--------------------------	---------------	----------	----------------	----------	----------------	----------	----------------	----------------	----------------

**SUBPROGRAM #/NAME: 42 Student Services**

**UNO-State General Fund-791 State & University Generated/Unrestricted**

COST OBJECT	Dollar	FACULTY FTE	NON FACULTY Dollar	NON FACULTY FTE	EMPLOYEE BENEFITS	PERSONAL SERVICE CREDITS	TOTAL PERSONAL SERVICES	TOTAL OPERATING EXPENSES	TOTAL
41-4201-0100 V/C Student Success & Enrollment Mgmt	0	0.00	712,346	5.38	169,755	0	882,101	58,487	940,588
41-4201-0120 Student Compliance	0	0.00	27,883	0.29	6,817	0	34,700	0	34,700
41-4201-0130 Gender and Sexuality Resource Center	0	0.00	113,544	1.83	24,461	0	138,005	22,626	160,631
41-4201-0160 Sustained Dialogue	0	0.00	0	0.00	0	0	0	15,000	15,000
41-4201-0600 Student Affairs Events	0	0.00	0	0.00	0	0	0	30,000	30,000
41-4202-0100 Commencement	0	0.00	0	0.00	0	0	0	35,000	35,000
41-4202-0200 Honors Convocation	0	0.00	0	0.00	0	0	0	7,146	7,146
41-4203-0100 Enrollment Management	0	0.00	266,761	3.73	61,294	0	328,055	0	328,055
41-4203-0200 Business Systems Intelligence	0	0.00	122,149	1.80	29,866	0	152,015	0	152,015
41-4205-0100 Teacher Placement	0	0.00	52,148	1.00	12,751	0	64,899	5,452	70,351
41-4206-0200 Accessibility Services Center	0	0.00	349,042	8.48	71,441	0	420,483	40,557	461,040
41-4206-0300 Testing Center	0	0.00	22,122	0.32	5,298	0	27,420	0	27,420
41-4207-0200 Multicultural Student Support Services	0	0.00	318,242	5.43	76,791	0	395,033	14,297	409,330
41-4207-0400 Summer Scholars	0	0.00	6,939	0.37	457	0	7,396	58,371	65,767
41-4207-0500 Cultural Awareness Programming	0	0.00	0	0.00	0	0	0	10,825	10,825
41-4208-0100 Recruitment Services	0	0.00	278,440	6.78	68,079	0	346,519	76,540	423,059
41-4208-0300 New Student Programming	0	0.00	14,104	0.11	3,448	0	17,552	0	17,552
41-4230-0400 Catalog	0	0.00	0	0.00	0	0	0	11,783	11,783

COST OBJECT LISTING BY SUB PROGRAM  
2019-2020 GENERAL OPERATING BUDGET  
UNIVERSITY OF NEBRASKA AT OMAHA

**SUBPROGRAM #/NAME: 42 Student Services**

**UNO-State General Fund-791 State & University Generated/Unrestricted**

COST OBJECT	Dollar	FACULTY	NON FACULTY		EMPLOYEE BENEFITS	PERSONAL	TOTAL	TOTAL		TOTAL
		FTE	Dollar	FTE		SERVICE CREDITS	PERSONAL SERVICES	OPERATING EXPENSES	EXPENSES	
41-4231-0100 Office of the University Registrar	0	0.00	428,200	9.16	104,694	0	532,894	0	0	532,894
41-4232-0100 Undergraduate Admissions	0	0.00	213,779	5.55	52,270	0	266,049	0	0	266,049
41-4232-0200 Campus Visits	0	0.00	66,978	3.58	4,414	0	71,392	0	0	71,392
41-4233-0100 Financial Support and Scholarships	0	0.00	773,616	15.09	187,102	0	960,718	30,695	0	991,413
41-4234-0100 Military and Veterans Services	0	0.00	235,156	4.90	56,535	0	291,691	0	0	291,691
41-4236-0100 Academic & Career Development Center	0	0.00	231,330	5.19	56,154	0	287,484	112,893	0	400,377
41-4250-0210 Spirit Activities	0	0.00	0	0.00	0	0	0	25,000	0	25,000
41-4250-9000 Student Activities	0	0.00	49,390	0.49	12,076	0	61,466	0	0	61,466
41-4255-0100 Health Promotion	0	0.00	38,133	0.80	6,847	0	44,980	8,136	0	53,116
41-4290-0100 Unemployment Compensation	0	0.00	0	0.00	2,645	0	2,645	0	0	2,645
41-4290-0200 Workers' Compensation	0	0.00	0	0.00	22,187	0	22,187	0	0	22,187
<b>TOTAL</b>	<b>0</b>	<b>0.00</b>	<b>4,320,302</b>	<b>80.28</b>	<b>1,035,382</b>	<b>0</b>	<b>5,355,684</b>	<b>562,808</b>	<b>0</b>	<b>5,918,492</b>

**UNO-State General Fund-791 Revolving/Designated**

COST OBJECT	Dollar	FACULTY	NON FACULTY		EMPLOYEE BENEFITS	PERSONAL	TOTAL	TOTAL		TOTAL
		FTE	Dollar	FTE		SERVICE CREDITS	PERSONAL SERVICES	OPERATING EXPENSES	EXPENSES	
42-4201-0100 Student Success - Technology Fee	0	0.00	9,877	0.21	2,136	0	12,013	57,987	0	70,000
42-4201-0200 Student Success SASF	0	0.00	72,882	1.77	17,391	0	90,273	114,548	0	204,821
42-4201-1000 Incident Command Emergency Planning SASF	0	0.00	0	0.00	0	0	0	30,000	0	30,000
42-4202-0200 New Student Convocation SASF	0	0.00	0	0.00	0	0	0	30,000	0	30,000
42-4203-0100 Enrollment Management SASF	0	0.00	181,107	1.54	37,174	0	218,281	160,042	0	378,323
42-4203-0200 Business Systems Intelligence SASF	0	0.00	268,056	3.97	77,205	0	345,261	14,157	0	359,418
42-4203-0300 Marketing SASF	0	0.00	57,691	0.58	16,200	0	73,891	0	0	73,891
42-4205-0100 Teacher Placement Career Fair	0	0.00	0	0.00	0	0	0	8,000	0	8,000
42-4206-0100 Testing	0	0.00	42,860	1.00	12,816	0	55,676	4,324	0	60,000
42-4206-0150 Testing Center SASF	0	0.00	86,225	1.70	31,913	0	118,138	245	0	118,383
42-4206-0175 TOEFL & TOEIC Testing	0	0.00	0	0.00	0	0	0	9,000	0	9,000
42-4206-0200 Computer-Based Testing Program	0	0.00	60,319	2.51	8,559	0	68,878	16,122	0	85,000
42-4206-0500 Accessibility Services SASF	0	0.00	36,961	1.12	4,875	0	41,836	39,381	0	81,217
42-4207-0400 Counseling and Psychological Services	0	0.00	454,889	7.15	136,996	0	591,885	336,374	0	928,259
42-4208-0100 Enrollment Services SASF	0	0.00	77,448	0.81	16,749	0	94,197	5,803	0	100,000
42-4208-0200 Recruitment Services SASF	0	0.00	107,686	2.74	21,715	0	129,401	134,936	0	264,337
42-4208-0210 Recruitment/Admit Events SASF	0	0.00	0	0.00	0	0	0	95,000	0	95,000
42-4208-0300 New Student Programming SASF	0	0.00	239,192	7.39	20,640	0	259,832	91,395	0	351,227
42-4208-0500 Campus Tour/Visit Program SASF	0	0.00	73,522	2.13	9,879	0	83,401	69,717	0	153,118
42-4231-0100 Office of the University Registrar SASF	0	0.00	254,641	5.55	68,285	0	322,926	62,969	0	385,895
42-4231-0200 Transcript Charges	0	0.00	85,674	1.65	23,962	0	109,636	18,376	0	128,012
42-4231-0300 Articulation Activities SASF	0	0.00	31,638	0.52	9,499	0	41,137	4,343	0	45,480
42-4232-0100 Undergraduate Admissions SASF	0	0.00	209,358	4.00	79,419	0	288,777	27,655	0	316,432
42-4233-0100 W/S & SEOG 25%	0	0.00	7,126	0.16	1,890	0	9,016	3,791	0	12,807
42-4233-0200 Pell Administrative Allocation	0	0.00	15,679	0.28	3,521	0	19,200	0	0	19,200
42-4233-0400 Financial Support and Scholarships SASF	0	0.00	124,327	3.09	39,484	0	163,811	7,761	0	171,572
42-4236-0100 Career Fair	0	0.00	109,355	2.60	22,503	0	131,858	28,142	0	160,000
42-4250-0100 Student Activities	0	0.00	370,702	8.07	85,008	0	455,710	282,603	0	738,313
<b>TOTAL</b>	<b>0</b>	<b>0.00</b>	<b>2,977,215</b>	<b>60.54</b>	<b>747,819</b>	<b>0</b>	<b>3,725,034</b>	<b>1,652,671</b>	<b>0</b>	<b>5,377,705</b>

**UNO-State General Fund-791 Cash & Student Contracts/Designated**

COST OBJECT	Dollar	FACULTY	NON FACULTY		EMPLOYEE BENEFITS	PERSONAL	TOTAL	TOTAL		TOTAL
		FTE	Dollar	FTE		SERVICE CREDITS	PERSONAL SERVICES	OPERATING EXPENSES	EXPENSES	
41-4201-0400 Indirect Cost	0	0.00	0	0.00	0	0	0	25,020	0	25,020

COST OBJECT LISTING BY SUB PROGRAM  
2019-2020 GENERAL OPERATING BUDGET  
UNIVERSITY OF NEBRASKA AT OMAHA

**SUBPROGRAM #/NAME: 42 Student Services**

<b>TOTAL</b>	0	0.00	0	0.00	0	0	0	25,020	25,020
--------------	---	------	---	------	---	---	---	--------	--------

**UNO-Federal Letter of Credit-796 Federal/Restricted**

COST OBJECT	Dollar	FACULTY FTE	NON FACULTY Dollar	FTE	EMPLOYEE BENEFITS	PERSONAL SERVICE CREDITS	TOTAL PERSONAL SERVICES	TOTAL OPERATING EXPENSES	TOTAL
44-4201-1002204 ED: Project Achieve YR-4 8/19	0	0.00	233,853	5.00	45,133	0	278,986	0	278,986
44-4236-1190100 FWS Job Location & Development 6/19	0	0.00	40,326	0.58	7,783	0	48,109	0	48,109
<b>TOTAL</b>	<b>0</b>	<b>0.00</b>	<b>274,179</b>	<b>5.58</b>	<b>52,916</b>	<b>0</b>	<b>327,095</b>	<b>0</b>	<b>327,095</b>

**UNO-Trust-Grant/Cont/Loan/End-798 Trust/Restricted**

COST OBJECT	Dollar	FACULTY FTE	NON FACULTY Dollar	FTE	EMPLOYEE BENEFITS	PERSONAL SERVICE CREDITS	TOTAL PERSONAL SERVICES	TOTAL OPERATING EXPENSES	TOTAL
46-4201-2003100 Scott Scholars Support	0	0.00	61,200	1.00	10,097	0	71,297	0	71,297
46-4236-2003202 UNF:Kiewit Student Success Academy Yr 2	0	0.00	42,025	1.00	6,934	0	48,959	0	48,959
47-4201-2008100 UNF:Dreamers Pathway Comm Coordinator	0	0.00	57,511	1.00	9,490	0	67,001	0	67,001
<b>TOTAL</b>	<b>0</b>	<b>0.00</b>	<b>160,736</b>	<b>3.00</b>	<b>26,521</b>	<b>0</b>	<b>187,257</b>	<b>0</b>	<b>187,257</b>

**UNO-Auxiliary-799 Auxiliaries & Services/Restricted**

COST OBJECT	Dollar	FACULTY FTE	NON FACULTY Dollar	FTE	EMPLOYEE BENEFITS	PERSONAL SERVICE CREDITS	TOTAL PERSONAL SERVICES	TOTAL OPERATING EXPENSES	TOTAL
43-4201-0400 Facilities Fee	0	0.00	0	0.00	0	0	0	653,521	653,521
43-4201-1100 Housing Adm Fee - Student Affairs	0	0.00	34,013	0.27	8,032	0	42,045	43,955	86,000
43-4233-0100 Veterans Affairs	0	0.00	0	0.00	0	0	0	13,500	13,500
43-4250-0200 Student Center Administration	0	0.00	318,411	5.70	112,242	0	430,653	108,347	539,000
43-4250-0800 Child Care Center	0	0.00	341,969	11.35	110,566	0	452,535	277,465	730,000
43-4251-0100 University Bookstore	0	0.00	842,986	27.12	186,782	0	1,029,768	4,970,232	6,000,000
43-4251-0300 UNMC Bookstore	0	0.00	122,878	3.20	49,655	0	172,533	0	172,533
43-4252-0100 Food Service	0	0.00	1,206,601	49.11	229,821	0	1,436,422	1,063,578	2,500,000
43-4252-0600 Convenience Store	0	0.00	0	0.00	0	0	0	62,559	62,559
43-4253-0100 MBSC	0	0.00	589,906	17.95	198,089	0	787,995	216,500	1,004,495
43-4253-0200 Welcome Week	0	0.00	0	0.00	0	0	0	24,000	24,000
43-4253-0300 MBSC Equip & Maint	0	0.00	0	0.00	0	0	0	67,000	67,000
43-4255-0100 Campus Recreation Program	0	0.00	1,297,863	43.46	190,170	0	1,488,033	262,858	1,750,891
43-4255-0300 Outdoor Venture Center	0	0.00	95,978	5.13	6,552	0	102,530	62,225	164,755
43-4255-0400 Locker Room	0	0.00	19,640	0.73	1,558	0	21,198	13,802	35,000
43-4255-8100 Dome Operations	0	0.00	50,000	2.67	1,180	0	51,180	52,000	103,180
43-4256-0200 Alcohol and Drug Education	0	0.00	141,393	2.32	31,482	0	172,875	21,000	193,875
<b>TOTAL</b>	<b>0</b>	<b>0.00</b>	<b>5,061,638</b>	<b>169.00</b>	<b>1,126,129</b>	<b>0</b>	<b>6,187,767</b>	<b>7,912,542</b>	<b>14,100,309</b>

<b>SUB PROGRAM TOTAL</b>	<b>0</b>	<b>0</b>	<b>12,794,070</b>	<b>318</b>	<b>2,988,767</b>	<b>0</b>	<b>15,782,837</b>	<b>10,153,041</b>	<b>25,935,878</b>
--------------------------	----------	----------	-------------------	------------	------------------	----------	-------------------	-------------------	-------------------

**SUBPROGRAM #/NAME: 43 Business and Finance**

**UNO-State General Fund-791 State & University Generated/Unrestricted**

COST OBJECT	Dollar	FACULTY FTE	NON FACULTY Dollar	FTE	EMPLOYEE BENEFITS	PERSONAL SERVICE CREDITS	TOTAL PERSONAL SERVICES	TOTAL OPERATING EXPENSES	TOTAL
41-4301-0100 Vice Chancellor for Business & Finance	0	0.00	415,618	3.07	101,618	0	517,236	4,394	521,630
41-4301-0200 Business & Finance - Travel/Equipment	0	0.00	0	0.00	0	0	0	44,273	44,273
41-4305-0100 Finance	0	0.00	481,724	5.42	116,374	0	598,098	7,184	605,282
41-4305-0200 Administration Development Support	0	0.00	0	0.00	0	0	0	53,400	53,400
41-4306-0100 Accounting Services Department	0	0.00	480,701	6.46	116,303	0	597,004	13,508	610,512
41-4306-0300 Payment Services	0	0.00	177,162	3.00	43,316	0	220,478	5,787	226,265
41-4307-0100 Cashiering/Student Accounts	0	0.00	290,647	7.24	66,928	0	357,575	86,521	444,096

COST OBJECT LISTING BY SUB PROGRAM  
2019-2020 GENERAL OPERATING BUDGET  
UNIVERSITY OF NEBRASKA AT OMAHA

**SUBPROGRAM #/NAME: 43 Business and Finance**

**UNO-State General Fund-791 State & University Generated/Unrestricted**

COST OBJECT	Dollar	FACULTY	NON FACULTY		EMPLOYEE BENEFITS	PERSONAL SERVICE CREDITS	TOTAL PERSONAL SERVICES	TOTAL OPERATING EXPENSES	TOTAL
		FTE	Dollar	FTE					
41-4308-0100 Business Systems	0	0.00	215,802	3.00	52,762	0	268,564	15,000	283,564
41-4309-0100 Grants Accounting	0	0.00	164,770	2.25	40,285	0	205,055	6,750	211,805
41-4310-0100 Procurement	0	0.00	61,606	1.25	14,238	0	75,844	75,000	150,844
41-4311-0100 Environmental Health & Safety	0	0.00	294,043	4.23	69,466	0	363,509	44,077	407,586
41-4312-0100 Mail Service	0	0.00	327,740	8.60	74,150	0	401,890	1,247	403,137
41-4314-0100 Bonds and Insurance	0	0.00	0	0.00	0	0	0	601,044	601,044
41-4320-0100 Human Resources	0	0.00	721,396	11.72	175,653	0	897,049	46,158	943,207
41-4320-0110 HR - Campus Process Costs	0	0.00	0	0.00	0	0	0	30,000	30,000
41-4320-0200 Training and Development	0	0.00	0	0.00	0	0	0	15,000	15,000
41-4320-0400 On Campus Student Employment	0	0.00	56,024	1.00	13,698	0	69,722	500	70,222
41-4321-0100 Payroll	0	0.00	93,185	1.50	22,784	0	115,969	4,500	120,469
41-4322-0100 Equity, Access & Diversity	0	0.00	140,281	2.00	34,300	0	174,581	10,000	184,581
41-4330-0100 Miscellaneous General Expense	0	0.00	0	0.00	0	0	0	219,522	219,522
41-4330-0200 Infrastructure Support	0	0.00	0	0.00	0	0	0	104,480	104,480
41-4390-0100 Workers' Compensation	0	0.00	0	0.00	30,439	0	30,439	0	30,439
41-4390-0200 Unemployment Compensation	0	0.00	0	0.00	3,628	0	3,628	0	3,628
41-4399-0200 NU Values Adjustments	0	0.00	73,646	0.00	4,853	0	78,499	0	78,499
<b>TOTAL</b>	<b>0</b>	<b>0.00</b>	<b>3,994,345</b>	<b>60.74</b>	<b>980,795</b>	<b>0</b>	<b>4,975,140</b>	<b>1,388,345</b>	<b>6,363,485</b>

**UNO-State General Fund-791 Revolving/Designated**

COST OBJECT	Dollar	FACULTY	NON FACULTY		EMPLOYEE BENEFITS	PERSONAL SERVICE CREDITS	TOTAL PERSONAL SERVICES	TOTAL OPERATING EXPENSES	TOTAL
		FTE	Dollar	FTE					
42-4306-0200 Accounting Services Admin Fee	0	0.00	15,283	0.16	3,286	0	18,569	277	18,846
42-4307-0100 Perkins/NDSL Administration	0	0.00	2,043	0.11	144	0	2,187	22,813	25,000
42-4307-0300 Cashiering Student Accounts SASF	0	0.00	48,726	1.00	16,995	0	65,721	0	65,721
42-4308-0100 Business Systems SASF	0	0.00	75,357	1.00	17,245	0	92,602	0	92,602
42-4309-0100 W/S & SEOG 75%	0	0.00	14,970	0.20	3,471	0	18,441	19,981	38,422
42-4309-0200 Pell Administrative Allocation	0	0.00	0	0.00	0	0	0	4,800	4,800
<b>TOTAL</b>	<b>0</b>	<b>0.00</b>	<b>156,379</b>	<b>2.47</b>	<b>41,141</b>	<b>0</b>	<b>197,520</b>	<b>47,871</b>	<b>245,391</b>

**UNO-State General Fund-791 Cash & Student Contracts/Designated**

COST OBJECT	Dollar	FACULTY	NON FACULTY		EMPLOYEE BENEFITS	PERSONAL SERVICE CREDITS	TOTAL PERSONAL SERVICES	TOTAL OPERATING EXPENSES	TOTAL
		FTE	Dollar	FTE					
41-4301-0300 Business & Finance - Indirect Cost	0	0.00	50,440	1.00	12,380	0	62,820	0	62,820
<b>TOTAL</b>	<b>0</b>	<b>0.00</b>	<b>50,440</b>	<b>1.00</b>	<b>12,380</b>	<b>0</b>	<b>62,820</b>	<b>0</b>	<b>62,820</b>

**UNO-Auxiliary-799 Auxiliaries & Services/Restricted**

COST OBJECT	Dollar	FACULTY	NON FACULTY		EMPLOYEE BENEFITS	PERSONAL SERVICE CREDITS	TOTAL PERSONAL SERVICES	TOTAL OPERATING EXPENSES	TOTAL
		FTE	Dollar	FTE					
43-4350-0310 Finance Adm Alloc	0	0.00	71,400	1.00	16,879	0	88,279	0	88,279
<b>TOTAL</b>	<b>0</b>	<b>0.00</b>	<b>71,400</b>	<b>1.00</b>	<b>16,879</b>	<b>0</b>	<b>88,279</b>	<b>0</b>	<b>88,279</b>

**SUB PROGRAM TOTAL**

	<b>0</b>	<b>0</b>	<b>4,272,564</b>	<b>65</b>	<b>1,051,195</b>	<b>0</b>	<b>5,323,759</b>	<b>1,436,216</b>	<b>6,759,975</b>
--	----------	----------	------------------	-----------	------------------	----------	------------------	------------------	------------------

**SUBPROGRAM #/NAME: 44 General Expense**

**UNO-State General Fund-791 State & University Generated/Unrestricted**

COST OBJECT	Dollar	FACULTY	NON FACULTY		EMPLOYEE BENEFITS	PERSONAL SERVICE CREDITS	TOTAL PERSONAL SERVICES	TOTAL OPERATING EXPENSES	TOTAL
		FTE	Dollar	FTE					





COST OBJECT LISTING BY SUB PROGRAM  
 2019-2020 GENERAL OPERATING BUDGET  
 UNIVERSITY OF NEBRASKA AT OMAHA

**SUBPROGRAM #/NAME: 77 Intercollegiate Athletics**

**UNO-Auxiliary-799 Auxiliaries & Services/Restricted**

COST OBJECT	Dollar	FACULTY	NON FACULTY		EMPLOYEE BENEFITS	PERSONAL	TOTAL	TOTAL		TOTAL
		FTE	Dollar	FTE		SERVICE CREDITS	PERSONAL SERVICES	OPERATING EXPENSES	EXPENSES	
43-7701-0100 Athletics Administration	0	0.00	819,834	5.97	148,509	0	968,343	840,907		1,809,250
43-7701-0200 Athletic Media Relations	0	0.00	134,555	3.07	22,866	0	157,421	50,000		207,421
43-7701-0300 NCAA Compliance	0	0.00	91,989	2.22	32,452	0	124,441	20,000		144,441
43-7701-0350 Academic Resource Room	0	0.00	155,717	3.00	37,258	0	192,975	33,000		225,975
43-7701-0400 Marketing	0	0.00	34,000	1.81	2,321	0	36,321	150,000		186,321
43-7701-0420 Video Production	0	0.00	46,665	1.00	12,304	0	58,969	20,000		78,969
43-7701-0430 Social Media	0	0.00	96,524	2.00	28,453	0	124,977	15,000		139,977
43-7701-0450 Ticket Office	0	0.00	84,300	2.76	10,471	0	94,771	75,000		169,771
43-7701-0600 Trade Outs	0	0.00	0	0.00	0	0	0	250,000		250,000
43-7701-0800 Training Room	0	0.00	365,415	6.00	105,565	0	470,980	115,000		585,980
43-7701-0900 Strength And Conditioning	0	0.00	134,795	3.52	30,569	0	165,364	47,500		212,864
43-7701-1000 Equipment Room	0	0.00	120,802	3.41	30,090	0	150,892	234,500		385,392
43-7701-1100 Business Office	0	0.00	200,333	2.00	48,942	0	249,275	6,500		255,775
43-7701-1200 Athletic Facilities	0	0.00	38,291	1.33	3,821	0	42,112	47,500		89,612
43-7701-1210 Baseball Seymour Smith	0	0.00	0	0.00	0	0	0	5,500		5,500
43-7701-1220 Softball Westside Field	0	0.00	0	0.00	0	0	0	30,000		30,000
43-7701-1300 Concessions	0	0.00	62,323	1.78	9,738	0	72,061	5,000		77,061
43-7701-1500 Athletic Insurance	0	0.00	0	0.00	0	0	0	175,000		175,000
43-7701-2000 Athletics-Clinics Strength & Cond	0	0.00	0	0.00	0	0	0	5,000		5,000
43-7701-3500 Women's Walk	0	0.00	52,065	1.00	22,607	0	74,672	0		74,672
43-7701-5000 Athletic Budget Adjustment	0	0.00	-4,602,019	0.00	-1,212,388	0	-5,814,407	0		-5,814,407
43-7705-0100 Men's Athletics - Basketball	0	0.00	420,601	5.00	103,233	0	523,834	292,500		816,334
43-7705-0200 Men's Athletics - Baseball	0	0.00	140,224	3.00	40,961	0	181,185	249,000		430,185
43-7705-0500 Men's Athletics - Hockey	0	0.00	578,263	4.00	124,038	0	702,301	645,000		1,347,301
43-7705-0505 Men's Athletics - Hockey GIA	0	0.00	0	0.00	0	0	0	195,000		195,000
43-7705-0600 Men's Athletics - Hockey Administration	0	0.00	0	0.00	0	0	0	303,000		303,000
43-7705-0900 Men's Athletics - Tennis	0	0.00	37,208	1.00	20,880	0	58,088	60,250		118,338
43-7705-1000 Men's Athletics - Golf	0	0.00	40,435	1.00	15,659	0	56,094	73,200		129,294
43-7705-1100 Men's Athletics - Soccer	0	0.00	129,500	2.00	33,193	0	162,693	160,000		322,693
43-7705-1500 Men's Athletics - GIA	0	0.00	0	0.00	0	0	0	400,000		400,000
43-7705-2100 Men's Athletics - Clinics Basketball	0	0.00	0	0.00	0	0	0	20,000		20,000
43-7710-0100 Women's Athletics - Basketball	0	0.00	326,780	5.00	65,194	0	391,974	211,000		602,974
43-7710-0200 Women's Athletics - Softball	0	0.00	115,632	2.00	33,486	0	149,118	148,750		297,868
43-7710-0300 Women's Athletics - Cross Country/Track	0	0.00	90,344	2.00	21,616	0	111,960	100,000		211,960
43-7710-0400 Women's Athletics - Volleyball	0	0.00	170,790	3.00	50,881	0	221,671	165,000		386,671
43-7710-0500 Women's Athletics - Swimming	0	0.00	102,660	2.00	30,363	0	133,023	100,000		233,023
43-7710-0600 Women's Athletics - Soccer	0	0.00	109,899	2.00	33,932	0	143,831	113,000		256,831
43-7710-0700 Women's Athletics - Tennis	0	0.00	37,208	1.00	9,690	0	46,898	60,250		107,148
43-7710-0800 Women's Athletics - Golf	0	0.00	40,431	1.00	15,659	0	56,090	73,200		129,290
43-7710-1500 Women's Athletics - GIA	0	0.00	0	0.00	0	0	0	500,000		500,000
43-7710-2000 Women's Athletics - Clinics Basketball	0	0.00	0	0.00	0	0	0	15,000		15,000
43-7710-2100 Women's Softball Coaching Clinic	0	0.00	0	0.00	0	0	0	10,000		10,000
43-7710-2200 Women's Athletics - Clinics Volleyball	0	0.00	0	0.00	0	0	0	25,000		25,000
43-7710-2500 Women's Athletics - Clinics Soccer	0	0.00	0	0.00	0	0	0	15,000		15,000
43-7710-2600 Women's Athletics - Clinics Swim	0	0.00	0	0.00	0	0	0	25,000		25,000
43-7710-2800 Women's Athletics - Clinics CC/Track	0	0.00	0	0.00	0	0	0	5,000		5,000
<b>TOTAL</b>	<b>0</b>	<b>0.00</b>	<b>175,564</b>	<b>74.87</b>	<b>-67,637</b>	<b>0</b>	<b>107,927</b>	<b>6,089,557</b>		<b>6,197,484</b>
<b>SUB PROGRAM TOTAL</b>	<b>0</b>	<b>0</b>	<b>4,777,583</b>	<b>75</b>	<b>1,144,751</b>	<b>0</b>	<b>5,922,334</b>	<b>6,089,557</b>		<b>12,011,891</b>

COST OBJECT LISTING BY SUB PROGRAM  
 2019-2020 GENERAL OPERATING BUDGET  
 UNIVERSITY OF NEBRASKA AT OMAHA

**SUBPROGRAM #/NAME: 78 Arena**

**UNO-Auxiliary-799 Auxiliaries & Services/Restricted**

COST OBJECT	Dollar	FACULTY	NON FACULTY		EMPLOYEE BENEFITS	PERSONAL SERVICE CREDITS	TOTAL PERSONAL SERVICES	TOTAL OPERATING EXPENSES	TOTAL
		FTE	Dollar	FTE					
43-7801-0100 Arena Administration	0	0.00	1,061,802	30.22	227,585	0	1,289,387	2,183,500	3,472,887
<b>TOTAL</b>	<b>0</b>	<b>0.00</b>	<b>1,061,802</b>	<b>30.22</b>	<b>227,585</b>	<b>0</b>	<b>1,289,387</b>	<b>2,183,500</b>	<b>3,472,887</b>
<b>SUB PROGRAM TOTAL</b>	<b>0</b>	<b>0</b>	<b>1,061,802</b>	<b>30</b>	<b>227,585</b>	<b>0</b>	<b>1,289,387</b>	<b>2,183,500</b>	<b>3,472,887</b>

**SUBPROGRAM #/NAME: 98 Company Balance Sheets**

**UNO-Auxiliary-799 Auxiliaries & Services/Restricted**

COST OBJECT	Dollar	FACULTY	NON FACULTY		EMPLOYEE BENEFITS	PERSONAL SERVICE CREDITS	TOTAL PERSONAL SERVICES	TOTAL OPERATING EXPENSES	TOTAL
		FTE	Dollar	FTE					
43-9810-0200 Gateway	0	0.00	62,068	1.20	14,850	0	76,918	0	76,918
43-9810-0500 Maverick Productions	0	0.00	8,358	0.23	2,000	0	10,358	0	10,358
43-9810-0700 Student Government	0	0.00	28,013	0.77	6,703	0	34,716	0	34,716
43-9825-0200 Alumni	0	0.00	105,026	2.38	21,517	0	126,543	0	126,543
43-9825-0400 Miscellaneous	0	0.00	0	0.00	4,193	0	4,193	12,180,334	12,184,527
43-9825-5900 Nebraska Applied Research Institute-NARI	0	0.00	1,761,524	20.75	372,063	0	2,133,587	0	2,133,587
<b>TOTAL</b>	<b>0</b>	<b>0.00</b>	<b>1,964,989</b>	<b>25.33</b>	<b>421,326</b>	<b>0</b>	<b>2,386,315</b>	<b>12,180,334</b>	<b>14,566,649</b>
<b>SUB PROGRAM TOTAL</b>	<b>0</b>	<b>0</b>	<b>1,964,989</b>	<b>25</b>	<b>421,326</b>	<b>0</b>	<b>2,386,315</b>	<b>12,180,334</b>	<b>14,566,649</b>

**SUBPROGRAM #/NAME: 99 Income Activity**

**UNO-Federal Letter of Credit-796 Federal/Restricted**

COST OBJECT	Dollar	FACULTY	NON FACULTY		EMPLOYEE BENEFITS	PERSONAL SERVICE CREDITS	TOTAL PERSONAL SERVICES	TOTAL OPERATING EXPENSES	TOTAL
		FTE	Dollar	FTE					
44-9990-0100 Budget Adjustment-Instruction	0	0.00	0	0.00	0	0	0	500,000	500,000
44-9990-0200 Budget Adjustment-Research	0	0.00	0	0.00	0	0	0	4,372,210	4,372,210
44-9990-0300 Budget Adjustment-Public Service	0	0.00	0	0.00	0	0	0	1,359,977	1,359,977
44-9990-0400 Budget Adjustment-Academic Support	0	0.00	0	0.00	0	0	0	40,000	40,000
44-9990-0500 Budget Adjustment-Student Service	0	0.00	0	0.00	0	0	0	180,493	180,493
44-9990-0600 Budget Adjustment-Institutional Admin	0	0.00	0	0.00	0	0	0	50,000	50,000
44-9990-0700 Budget Adjustment-Physical Plant	0	0.00	0	0.00	0	0	0	10,000	10,000
44-9990-0800 Budget Adjustment-Scholarship	0	0.00	0	0.00	0	0	0	76,750,513	76,750,513
<b>TOTAL</b>	<b>0</b>	<b>0.00</b>	<b>0</b>	<b>0.00</b>	<b>0</b>	<b>0</b>	<b>0</b>	<b>83,263,193</b>	<b>83,263,193</b>

**UNO-Federal Advance-797 Federal/Restricted**

COST OBJECT	Dollar	FACULTY	NON FACULTY		EMPLOYEE BENEFITS	PERSONAL SERVICE CREDITS	TOTAL PERSONAL SERVICES	TOTAL OPERATING EXPENSES	TOTAL
		FTE	Dollar	FTE					
45-9990-0000 Budget Adjustment-Agency	0	0.00	0	0.00	0	0	0	6,458,465	6,458,465
45-9990-0100 Budget Adjustment-Instruction	0	0.00	0	0.00	0	0	0	555,660	555,660
45-9990-0200 Budget Adjustment-Research	0	0.00	0	0.00	0	0	0	1,696,162	1,696,162
45-9990-0300 Budget Adjustment-Public Service	0	0.00	0	0.00	0	0	0	812,095	812,095
45-9990-0800 Budget Adjustment-Scholarship	0	0.00	0	0.00	0	0	0	450,000	450,000
<b>TOTAL</b>	<b>0</b>	<b>0.00</b>	<b>0</b>	<b>0.00</b>	<b>0</b>	<b>0</b>	<b>0</b>	<b>9,972,382</b>	<b>9,972,382</b>

**UNO-Trust-Grant/Cont/Loan/End-798 Trust/Restricted**

COST OBJECT	Dollar	FACULTY	NON FACULTY		EMPLOYEE BENEFITS	PERSONAL SERVICE CREDITS	TOTAL PERSONAL SERVICES	TOTAL OPERATING EXPENSES	TOTAL
		FTE	Dollar	FTE					
46-9990-0000 Budget Adjustment-Agency	0	0.00	0	0.00	0	0	0	20,730,668	20,730,668

COST OBJECT LISTING BY SUB PROGRAM  
 2019-2020 GENERAL OPERATING BUDGET  
 UNIVERSITY OF NEBRASKA AT OMAHA

**SUBPROGRAM #/NAME: 99 Income Activity**

**UNO-Trust-Grant/Cont/Loan/End-798 Trust/Restricted**

COST OBJECT	Dollar	FACULTY	NON FACULTY	EMPLOYEE BENEFITS	PERSONAL SERVICE CREDITS	TOTAL PERSONAL SERVICES	TOTAL OPERATING EXPENSES	TOTAL
		FTE	Dollar					
46-9990-0100 Budget Adjustment-Instruction	0	0.00	0	0.00	0	0	2,648,761	2,648,761
46-9990-0200 Budget Adjustment-Research	0	0.00	0	0.00	0	0	3,181,687	3,181,687
46-9990-0300 Budget Adjustment-Public Service	0	0.00	0	0.00	0	0	2,701,746	2,701,746
46-9990-0400 Budget Adjustment-Academic Support	0	0.00	0	0.00	0	0	367,000	367,000
46-9990-0500 Budget Adjustment-Student Service	0	0.00	0	0.00	0	0	102,457	102,457
46-9990-0600 Budget Adjustment-Institutional Admin	0	0.00	0	0.00	0	0	39,245	39,245
46-9990-0700 Budget Adjustment-Physical Plant	0	0.00	0	0.00	0	0	400,000	400,000
46-9990-0800 Budget Adjustment-Scholarship	0	0.00	0	0.00	0	0	5,100,000	5,100,000
<b>TOTAL</b>	<b>0</b>	<b>0.00</b>	<b>0</b>	<b>0.00</b>	<b>0</b>	<b>0</b>	<b>35,271,564</b>	<b>35,271,564</b>
<b>SUB PROGRAM TOTAL</b>	<b>0</b>	<b>0</b>	<b>0</b>	<b>0</b>	<b>0</b>	<b>0</b>	<b>128,507,139</b>	<b>128,507,139</b>

COST OBJECT LISTING BY SUB PROGRAM  
2019-2020 GENERAL OPERATING BUDGET  
UNIVERSITY OF NEBRASKA AT KEARNEY

**SUBPROGRAM #/NAME: 01 Academics Affairs**

**UNK-State General Fund-751 State & University Generated/Unrestricted**

COST OBJECT	Dollar	FACULTY	NON FACULTY		EMPLOYEE BENEFITS	PERSONAL SERVICE CREDITS	TOTAL PERSONAL SERVICES	TOTAL OPERATING EXPENSES	TOTAL
		FTE	Dollar	FTE					
51-0101-0100 VC Academic Affairs	0	0.00	981,986	8.52	264,910	0	1,246,896	24,339	1,271,235
51-0102-0100 SVCAA-Diversity Funds	33,205	0.62	0	0.00	15,550	0	48,755	0	48,755
51-0102-0200 Assessment	288	0.00	41,820	0.50	14,500	0	56,608	16,415	73,023
51-0102-0300 Artists And Lecturers	0	0.00	0	0.00	0	0	0	16,561	16,561
51-0102-0400 World Affairs Conference	0	0.00	0	0.00	0	0	0	2,331	2,331
51-0102-0600 SVCAA-Permanent Salary Savings	282,682	0.00	0	0.00	44,749	0	327,431	0	327,431
51-0102-0700 Academic Catalog	0	0.00	0	0.00	0	0	0	13,583	13,583
51-0199-0300 Interim Cash Fund Budget Adj	3,856	0.00	0	0.00	610	0	4,466	3,854,243	3,858,709
51-0199-0400 Campus Priority Funding	0	0.00	616,448	12.47	302,191	0	918,639	53,782	972,421
51-0199-0500 Budget Adj - Benefits	0	0.00	0	0.00	-530,286	0	-530,286	906,000	375,714
51-0199-0900 Research Incentive Allocation-Campus	0	0.00	0	0.00	0	0	0	20,000	20,000
<b>TOTAL</b>	<b>320,031</b>	<b>0.62</b>	<b>1,640,254</b>	<b>21.49</b>	<b>112,224</b>	<b>0</b>	<b>2,072,509</b>	<b>4,907,254</b>	<b>6,979,763</b>

**UNK-State General Fund-751 Revolving/Designated**

COST OBJECT	Dollar	FACULTY	NON FACULTY		EMPLOYEE BENEFITS	PERSONAL SERVICE CREDITS	TOTAL PERSONAL SERVICES	TOTAL OPERATING EXPENSES	TOTAL
		FTE	Dollar	FTE					
52-0199-0500 Budget Adjustment Revolving - Instructio	321,483	0.31	1,107,603	0.26	129,745	0	1,558,831	1,796,200	3,355,031
52-0199-0600 Budget Adjustment Revolving - Academic S	0	0.00	0	0.00	0	0	0	595,392	595,392
<b>TOTAL</b>	<b>321,483</b>	<b>0.31</b>	<b>1,107,603</b>	<b>0.26</b>	<b>129,745</b>	<b>0</b>	<b>1,558,831</b>	<b>2,391,592</b>	<b>3,950,423</b>

**UNK-State General Fund-751 Cash & Student Contracts/Designated**

COST OBJECT	Dollar	FACULTY	NON FACULTY		EMPLOYEE BENEFITS	PERSONAL SERVICE CREDITS	TOTAL PERSONAL SERVICES	TOTAL OPERATING EXPENSES	TOTAL
		FTE	Dollar	FTE					
51-0199-0800 Research Incentive Allocation-Department	0	0.00	0	0.00	0	0	0	220,000	220,000
<b>TOTAL</b>	<b>0</b>	<b>0.00</b>	<b>0</b>	<b>0.00</b>	<b>0</b>	<b>0</b>	<b>0</b>	<b>220,000</b>	<b>220,000</b>

**UNK-Trust-Grant/Cont/Loan/End-758 Trust/Restricted**

COST OBJECT	Dollar	FACULTY	NON FACULTY		EMPLOYEE BENEFITS	PERSONAL SERVICE CREDITS	TOTAL PERSONAL SERVICES	TOTAL OPERATING EXPENSES	TOTAL
		FTE	Dollar	FTE					
56-0102-0003014 Thompson Scholars 2019-2020	0	0.00	207,999	4.00	88,128	0	296,127	447,208	743,335
57-0102-0001001 Martin Faculty Chair	1,750	0.00	0	0.00	0	0	1,750	0	1,750
57-0102-0002001 Reynolds Chair-Engl	15,000	0.00	0	0.00	0	0	15,000	0	15,000
57-0102-0005001 Foun-Williams Community Chair Fund	49,094	0.50	0	0.00	0	0	49,094	0	49,094
<b>TOTAL</b>	<b>65,844</b>	<b>0.50</b>	<b>207,999</b>	<b>4.00</b>	<b>88,128</b>	<b>0</b>	<b>361,971</b>	<b>447,208</b>	<b>809,179</b>

**SUB PROGRAM TOTAL      707,358                      1      2,955,856                      26      330,097                      0      3,993,311                      7,966,054                      11,959,365**

**SUBPROGRAM #/NAME: 05 College of Natural and Social Sciences**

**UNK-Trust-Grant/Cont/Loan/End-758 Trust/Restricted**

COST OBJECT	Dollar	FACULTY	NON FACULTY		EMPLOYEE BENEFITS	PERSONAL SERVICE CREDITS	TOTAL PERSONAL SERVICES	TOTAL OPERATING EXPENSES	TOTAL
		FTE	Dollar	FTE					
56-0510-0130001 UNL/EPSCoR RII Trck 1 Root/Rhiz Innov	55,963	1.00	0	0.00	25,263	0	81,226	100,000	181,226
<b>TOTAL</b>	<b>55,963</b>	<b>1.00</b>	<b>0</b>	<b>0.00</b>	<b>25,263</b>	<b>0</b>	<b>81,226</b>	<b>100,000</b>	<b>181,226</b>
<b>SUB PROGRAM TOTAL</b>	<b>55,963</b>	<b>1</b>	<b>0</b>	<b>0</b>	<b>25,263</b>	<b>0</b>	<b>81,226</b>	<b>100,000</b>	<b>181,226</b>

**SUBPROGRAM #/NAME: 06 College of Business Administration**

COST OBJECT LISTING BY SUB PROGRAM  
2019-2020 GENERAL OPERATING BUDGET  
UNIVERSITY OF NEBRASKA AT KEARNEY

**SUBPROGRAM #/NAME: 06 College of Business Administration**

**UNK-State General Fund-751 State & University Generated/Unrestricted**

COST OBJECT	Dollar	FACULTY	NON FACULTY		EMPLOYEE BENEFITS	PERSONAL SERVICE CREDITS	TOTAL PERSONAL SERVICES	TOTAL OPERATING EXPENSES	TOTAL
		FTE	Dollar	FTE					
51-0601-0100 Dean College of Business/Technology	0	0.00	105,599	1.60	37,168	0	142,767	5,475	148,242
51-0602-0200 Business/Technology General	84,000	0.60	97,172	2.62	40,242	0	221,414	73,723	295,137
51-0602-0400 West Center Computer Lab	0	0.00	79,758	1.15	28,640	0	108,398	20,350	128,748
51-0602-0700 Military Science	0	0.00	0	0.00	0	0	0	2,500	2,500
51-0602-0900 CBT Career Center	0	0.00	104,605	1.77	43,788	0	148,393	7,000	155,393
51-0602-8002 Dist Tuit Diff - BS in Business Admin	0	0.00	0	0.50	0	0	0	0	0
51-0602-8004 Dist Tuit Diff - CBT Career Center	0	0.00	0	0.11	0	0	0	0	0
51-0610-0100 Accounting/Finance/Economics	1,086,102	10.10	88,656	1.57	314,312	0	1,489,070	36,129	1,525,199
51-0613-0100 Family Studies	469,938	5.00	40,582	1.15	134,661	0	645,181	14,981	660,162
51-0613-0200 POE-Family Studies	61,940	1.00	0	0.00	24,931	0	86,871	0	86,871
51-0614-0100 Industrial Technology	661,473	9.25	75,007	1.55	245,474	0	981,954	29,345	1,011,299
51-0614-0300 POE-Industrial Technology	28,635	0.35	33,753	0.62	22,173	0	84,561	0	84,561
51-0614-8001 Dist Tuit Diff - Industrial Tech	0	0.00	0	1.00	0	0	0	0	0
51-0615-0100 Management	751,817	8.10	79,532	1.75	229,860	0	1,061,209	22,292	1,083,501
51-0615-7000 POE-Management Faculty Position	78,657	1.00	0	0.00	17,768	0	96,425	0	96,425
51-0616-0100 MBA Program	0	0.00	54,144	0.69	9,788	0	63,932	2,500	66,432
51-0616-0200 POE-MBA	0	0.00	31,680	0.86	9,129	0	40,809	0	40,809
51-0618-0100 Marketing/Agribusiness/Supply Chain Mgmt	611,807	6.94	115,455	1.92	196,665	0	923,927	22,629	946,556
51-0618-7000 POE-Supply Chain Management Position	77,063	0.76	0	0.00	16,543	0	93,606	0	93,606
51-0619-0100 Cyber Systems	398,898	4.07	68,586	1.30	124,958	0	592,442	32,140	624,582
51-0619-7000 POE-Computer Science & Info Tech Faculty	27,805	0.28	0	0.00	4,796	0	32,601	0	32,601
51-0619-7001 POE-Cyber Sys Tenure Track Professor	88,418	1.00	0	0.00	30,400	0	118,818	3,134	121,952
51-0619-7002 POE-Cyber Sys Tenure Track-Taylor	29,779	0.25	0	0.00	7,003	0	36,782	0	36,782
51-0699-0200 College of Business/Technology Unallocat	977,686	9.50	9,119	0.00	312,049	0	1,298,854	0	1,298,854
<b>TOTAL</b>	<b>5,434,018</b>	<b>58.20</b>	<b>983,648</b>	<b>20.16</b>	<b>1,850,348</b>	<b>0</b>	<b>8,268,014</b>	<b>272,198</b>	<b>8,540,212</b>

**UNK-Trust-Grant/Cont/Loan/End-758 Trust/Restricted**

COST OBJECT	Dollar	FACULTY	NON FACULTY		EMPLOYEE BENEFITS	PERSONAL SERVICE CREDITS	TOTAL PERSONAL SERVICES	TOTAL OPERATING EXPENSES	TOTAL
		FTE	Dollar	FTE					
57-0602-0002001 Foun-Becker Reim	22,000	0.00	0	0.00	0	0	22,000	0	22,000
<b>TOTAL</b>	<b>22,000</b>	<b>0.00</b>	<b>0</b>	<b>0.00</b>	<b>0</b>	<b>0</b>	<b>22,000</b>	<b>0</b>	<b>22,000</b>

**SUB PROGRAM TOTAL      5,456,018                  58                  983,648                  20                  1,850,348                  0                  8,290,014                  272,198                  8,562,212**

**SUBPROGRAM #/NAME: 07 College of Fine Arts & Humanities**

**SUBPROGRAM #/NAME: 10 College of Education**

**UNK-State General Fund-751 State & University Generated/Unrestricted**

COST OBJECT	Dollar	FACULTY	NON FACULTY		EMPLOYEE BENEFITS	PERSONAL SERVICE CREDITS	TOTAL PERSONAL SERVICES	TOTAL OPERATING EXPENSES	TOTAL
		FTE	Dollar	FTE					
51-1001-0100 Dean College of Education	0	0.00	89,536	1.76	28,788	0	118,324	12,685	131,009
51-1002-0100 Education General	0	0.00	9,625	0.50	0	0	9,625	27,255	36,880
51-1002-0200 COE - Educator Certification Office	0	0.00	137,122	3.56	55,727	0	192,849	9,500	202,349
51-1002-0201 Educ Cert Office-Transition to Teaching	0	0.00	49,696	2.00	24,271	0	73,967	0	73,967
51-1010-0100 Communication Disorders	375,124	5.88	69,600	1.47	135,729	0	580,453	16,500	596,953
51-1010-0200 POE-CDIS	57,094	0.72	0	0.00	12,186	0	69,280	13,000	82,280
51-1011-0100 Counseling & School Psychology	569,667	8.46	71,516	1.43	202,468	0	843,651	20,500	864,151
51-1011-7520 Couns-Sch Psych Diversity Funds	12,585	0.14	0	0.00	4,068	0	16,653	0	16,653
51-1012-0100 COE IT Equipment	0	0.00	33,195	1.12	8,889	0	42,084	20,350	62,434

COST OBJECT LISTING BY SUB PROGRAM  
2019-2020 GENERAL OPERATING BUDGET  
UNIVERSITY OF NEBRASKA AT KEARNEY

**SUBPROGRAM #/NAME: 10 College of Education**

**UNK-State General Fund-751 State & University Generated/Unrestricted**

COST OBJECT	Dollar	FACULTY	NON FACULTY		EMPLOYEE BENEFITS	PERSONAL SERVICE CREDITS	TOTAL PERSONAL SERVICES	TOTAL OPERATING EXPENSES	TOTAL
		FTE	Dollar	FTE					
51-1012-0200 Education - Marketing/Recruitment	0	0.00	0	0.00	0	0	0	2,000	2,000
51-1012-0300 Education	0	0.00	0	0.00	0	0	0	38,000	38,000
51-1013-0200 Educational Administration	247,003	3.00	13,790	0.50	65,242	0	326,035	8,000	334,035
51-1015-0200 POE-Kinesiology & Sports Sciences	155,375	2.28	0	0.00	52,928	0	208,303	13,500	221,803
51-1015-0300 Kinesiology and Sports Sciences	668,444	10.08	78,025	2.15	250,716	0	997,185	37,600	1,034,785
51-1015-0600 KSS Diversity Funds	0	0.00	11,624	0.30	7,711	0	19,335	0	19,335
51-1015-7101 POE-KSS Ath Training Educator	0	1.00	0	0.00	0	0	0	73,000	73,000
51-1017-0100 Teacher Education	1,072,401	16.17	140,797	2.83	419,377	0	1,632,575	49,000	1,681,575
51-1019-0100 POE-Teacher Ed	175,000	2.53	42,171	1.00	68,020	0	285,191	87,678	372,869
51-1019-7000 POE-TE Early Childhood Faculty Position	49,095	0.50	0	0.00	15,974	0	65,069	21,394	86,463
51-1019-8001 Dist Tuit Diff - Teacher Education	0	0.50	0	0.50	0	0	0	0	0
51-1099-0200 College of Education Unallocated	883,661	11.29	50,735	0.90	347,847	0	1,282,243	0	1,282,243
<b>TOTAL</b>	<b>4,265,449</b>	<b>62.55</b>	<b>797,432</b>	<b>20.02</b>	<b>1,699,941</b>	<b>0</b>	<b>6,762,822</b>	<b>449,962</b>	<b>7,212,784</b>
52-1002-0100 PPST Testing	0	0.00	0	0.57	0	0	0	0	0
52-1002-0400 Transitional Teacher Certification Progr	0	0.50	0	0.00	0	0	0	0	0

**UNK-Trust-Grant/Cont/Loan/End-758 Trust/Restricted**

COST OBJECT	Dollar	FACULTY	NON FACULTY		EMPLOYEE BENEFITS	PERSONAL SERVICE CREDITS	TOTAL PERSONAL SERVICES	TOTAL OPERATING EXPENSES	TOTAL
		FTE	Dollar	FTE					
57-1010-0002001 Foun-Scottish Rite Mason RiteCare Clinic	44,249	1.00	0	0.00	22,745	0	66,994	8,006	75,000
<b>TOTAL</b>	<b>44,249</b>	<b>1.00</b>	<b>0</b>	<b>0.00</b>	<b>22,745</b>	<b>0</b>	<b>66,994</b>	<b>8,006</b>	<b>75,000</b>
<b>SUB PROGRAM TOTAL</b>	<b>4,309,698</b>	<b>64</b>	<b>797,432</b>	<b>21</b>	<b>1,722,686</b>	<b>0</b>	<b>6,829,816</b>	<b>457,968</b>	<b>7,287,784</b>

**SUBPROGRAM #/NAME: 12 College of Graduate Studies**

**UNK-State General Fund-751 State & University Generated/Unrestricted**

COST OBJECT	Dollar	FACULTY	NON FACULTY		EMPLOYEE BENEFITS	PERSONAL SERVICE CREDITS	TOTAL PERSONAL SERVICES	TOTAL OPERATING EXPENSES	TOTAL
		FTE	Dollar	FTE					
51-1201-0100 Dean Graduate Studies/Research	0	0.00	328,733	3.40	88,593	0	417,326	9,367	426,693
51-1202-0100 Graduate Studies/Research	0	0.00	618,050	17.86	33,492	0	651,542	18,672	670,214
51-1202-8001 Dist Tuit Diff - Grad Studies/Research	0	0.00	0	0.31	0	0	0	0	0
51-1210-9001 RSC-Individual Project Research	50,433	0.75	0	0.00	20,287	0	70,720	21,501	92,221
51-1211-0100 Sponsored Programs & Research Dev	0	0.00	160,705	2.38	48,603	0	209,308	0	209,308
51-1211-0200 IDC-Sponsored Pgms Earned Indirect Costs	0	0.00	0	0.12	0	0	0	0	0
51-1211-0300 POE-Sponsored Programs & Research Dev	0	0.00	0	0.00	0	0	0	130,091	130,091
51-1211-0600 OSPRD Research Compliance	0	0.00	34,494	0.50	9,599	0	44,093	0	44,093
<b>TOTAL</b>	<b>50,433</b>	<b>0.75</b>	<b>1,141,982</b>	<b>24.57</b>	<b>200,574</b>	<b>0</b>	<b>1,392,989</b>	<b>179,631</b>	<b>1,572,620</b>

**UNK-State General Fund-751 Revolving/Designated**

COST OBJECT	Dollar	FACULTY	NON FACULTY		EMPLOYEE BENEFITS	PERSONAL SERVICE CREDITS	TOTAL PERSONAL SERVICES	TOTAL OPERATING EXPENSES	TOTAL
		FTE	Dollar	FTE					
52-1202-0200 Undergrad Research Fellows Program Fee	0	0.00	0	1.10	0	0	0	0	0
52-1299-0500 Budget Adjustment Revolving - Research	0	0.00	151,075	0.00	0	0	151,075	84,039	235,114
<b>TOTAL</b>	<b>0</b>	<b>0.00</b>	<b>151,075</b>	<b>1.10</b>	<b>0</b>	<b>0</b>	<b>151,075</b>	<b>84,039</b>	<b>235,114</b>
<b>SUB PROGRAM TOTAL</b>	<b>50,433</b>	<b>1</b>	<b>1,293,057</b>	<b>26</b>	<b>200,574</b>	<b>0</b>	<b>1,544,064</b>	<b>263,670</b>	<b>1,807,734</b>

**SUBPROGRAM #/NAME: 16 University Libraries**

COST OBJECT LISTING BY SUB PROGRAM  
2019-2020 GENERAL OPERATING BUDGET  
UNIVERSITY OF NEBRASKA AT KEARNEY

**SUBPROGRAM #/NAME: 16 University Libraries**

**UNK-State General Fund-751 State & University Generated/Unrestricted**

COST OBJECT	Dollar	FACULTY	NON FACULTY		EMPLOYEE BENEFITS	PERSONAL SERVICE CREDITS	TOTAL PERSONAL SERVICES	TOTAL OPERATING EXPENSES	TOTAL
		FTE	Dollar	FTE					
51-1601-0100 Libraries	582,874	7.00	940,608	21.92	442,360	0	1,965,842	625,935	2,591,777
<b>TOTAL</b>	<b>582,874</b>	<b>7.00</b>	<b>940,608</b>	<b>21.92</b>	<b>442,360</b>	<b>0</b>	<b>1,965,842</b>	<b>625,935</b>	<b>2,591,777</b>

**UNK-State General Fund-751 Revolving/Designated**

COST OBJECT	Dollar	FACULTY	NON FACULTY		EMPLOYEE BENEFITS	PERSONAL SERVICE CREDITS	TOTAL PERSONAL SERVICES	TOTAL OPERATING EXPENSES	TOTAL
		FTE	Dollar	FTE					
52-1602-0100 Library Enhancement Fee	0	0.00	0	0.00	0	0	0	940,000	940,000
<b>TOTAL</b>	<b>0</b>	<b>0.00</b>	<b>0</b>	<b>0.00</b>	<b>0</b>	<b>0</b>	<b>0</b>	<b>940,000</b>	<b>940,000</b>

<b>SUB PROGRAM TOTAL</b>	<b>582,874</b>	<b>7</b>	<b>940,608</b>	<b>22</b>	<b>442,360</b>	<b>0</b>	<b>1,965,842</b>	<b>1,565,935</b>	<b>3,531,777</b>
--------------------------	----------------	----------	----------------	-----------	----------------	----------	------------------	------------------	------------------

**SUBPROGRAM #/NAME: 21 Summer Sessions**

**UNK-State General Fund-751 State & University Generated/Unrestricted**

COST OBJECT	Dollar	FACULTY	NON FACULTY		EMPLOYEE BENEFITS	PERSONAL SERVICE CREDITS	TOTAL PERSONAL SERVICES	TOTAL OPERATING EXPENSES	TOTAL
		FTE	Dollar	FTE					
51-2101-0100 Summer Academic Affairs - Even Year	1,208,782	13.53	0	0.00	191,351	0	1,400,133	0	1,400,133
<b>TOTAL</b>	<b>1,208,782</b>	<b>13.53</b>	<b>0</b>	<b>0.00</b>	<b>191,351</b>	<b>0</b>	<b>1,400,133</b>	<b>0</b>	<b>1,400,133</b>

<b>SUB PROGRAM TOTAL</b>	<b>1,208,782</b>	<b>14</b>	<b>0</b>	<b>0</b>	<b>191,351</b>	<b>0</b>	<b>1,400,133</b>	<b>0</b>	<b>1,400,133</b>
--------------------------	------------------	-----------	----------	----------	----------------	----------	------------------	----------	------------------

**SUBPROGRAM #/NAME: 22 Other Instruction or Research**

**UNK-State General Fund-751 State & University Generated/Unrestricted**

COST OBJECT	Dollar	FACULTY	NON FACULTY		EMPLOYEE BENEFITS	PERSONAL SERVICE CREDITS	TOTAL PERSONAL SERVICES	TOTAL OPERATING EXPENSES	TOTAL
		FTE	Dollar	FTE					
51-2210-0100 Academic Equipment	0	0.00	0	0.00	0	0	0	33,182	33,182
51-2210-0200 Improvement of Instruction	6,090	0.00	10,825	0.13	964	0	17,879	40,003	57,882
51-2210-0400 Faculty Senate	0	0.00	259	0.01	0	0	259	1,908	2,167
51-2210-0500 General Studies	0	0.00	46,095	0.50	13,475	0	59,570	7,089	66,659
51-2210-0600 Honors Program	7,823	0.00	144,921	2.05	52,510	0	205,254	9,859	215,113
51-2210-0700 Institutional Research	0	0.00	88,861	1.00	30,471	0	119,332	6,017	125,349
51-2210-0900 Women's Studies	0	0.00	32,013	0.25	6,791	0	38,804	6,900	45,704
51-2210-1000 Center for Teaching Excellence	0	0.00	34,311	0.50	13,634	0	47,945	0	47,945
51-2210-1100 Program Review	0	0.00	0	0.00	0	0	0	10,000	10,000
51-2210-1300 Mortarboard	0	0.00	0	0.00	0	0	0	1,313	1,313
51-2210-1700 Ethnic Studies	0	0.00	29,573	0.25	8,782	0	38,355	0	38,355
51-2210-1800 International Studies	0	0.00	33,069	0.25	7,858	0	40,927	6,300	47,227
51-2210-1900 American Democracy Project	0	0.00	0	0.00	0	0	0	12,000	12,000
51-2230-0200 Nebraska Safety Center	0	0.00	149,455	1.88	38,023	0	187,478	30,000	217,478
51-2233-0100 Ctr for Entrepreneurshp & Rural Develop	0	0.00	26,209	0.63	7,498	0	33,707	0	33,707
51-2233-0200 POE-CERD	0	0.00	65,644	1.18	15,201	0	80,845	9,061	89,906
<b>TOTAL</b>	<b>13,913</b>	<b>0.00</b>	<b>661,235</b>	<b>8.64</b>	<b>195,207</b>	<b>0</b>	<b>870,355</b>	<b>173,632</b>	<b>1,043,987</b>

**UNK-State General Fund-751 Revolving/Designated**

COST OBJECT	Dollar	FACULTY	NON FACULTY		EMPLOYEE BENEFITS	PERSONAL SERVICE CREDITS	TOTAL PERSONAL SERVICES	TOTAL OPERATING EXPENSES	TOTAL
		FTE	Dollar	FTE					
52-2230-0100 S.T.O.P. Revolving	0	0.00	0	0.42	0	0	0	0	0
52-2230-0400 Pupil Transportation Revolving	0	0.00	0	0.60	0	0	0	0	0

COST OBJECT LISTING BY SUB PROGRAM  
2019-2020 GENERAL OPERATING BUDGET  
UNIVERSITY OF NEBRASKA AT KEARNEY

**SUBPROGRAM #/NAME: 22 Other Instruction or Research**

**UNK-State General Fund-751 Revolving/Designated**

COST OBJECT	Dollar	FACULTY	NON FACULTY		EMPLOYEE BENEFITS	PERSONAL SERVICE CREDITS	TOTAL PERSONAL SERVICES	TOTAL OPERATING EXPENSES	TOTAL
		FTE	Dollar	FTE					
52-2232-0100 NBDC Revolving	0	0.00	0	1.00	0	0	0	0	0
52-2299-0500 Budget Adjustment Revolving-Comm Svc	0	0.00	340,537	0.00	0	0	340,537	249,630	590,167
<b>TOTAL</b>	<b>0</b>	<b>0.00</b>	<b>340,537</b>	<b>2.02</b>	<b>0</b>	<b>0</b>	<b>340,537</b>	<b>249,630</b>	<b>590,167</b>

**UNK-Trust-Grant/Cont/Loan/End-758 Trust/Restricted**

COST OBJECT	Dollar	FACULTY	NON FACULTY		EMPLOYEE BENEFITS	PERSONAL SERVICE CREDITS	TOTAL PERSONAL SERVICES	TOTAL OPERATING EXPENSES	TOTAL
		FTE	Dollar	FTE					
56-2230-0038001 NDOR NE Rural Transit 2017-2022	0	0.00	211,707	4.70	62,613	0	274,320	800,000	1,074,320
56-2232-0037001 NBDC 2019	0	0.00	67,735	1.00	24,481	0	92,216	0	92,216
<b>TOTAL</b>	<b>0</b>	<b>0.00</b>	<b>279,442</b>	<b>5.70</b>	<b>87,094</b>	<b>0</b>	<b>366,536</b>	<b>800,000</b>	<b>1,166,536</b>

**SUB PROGRAM TOTAL      13,913      0      1,281,214      16      282,301      0      1,577,428      1,223,262      2,800,690**

**SUBPROGRAM #/NAME: 23 Student Aid**

**UNK-State General Fund-751 State & University Generated/Unrestricted**

COST OBJECT	Dollar	FACULTY	NON FACULTY		EMPLOYEE BENEFITS	PERSONAL SERVICE CREDITS	TOTAL PERSONAL SERVICES	TOTAL OPERATING EXPENSES	TOTAL
		FTE	Dollar	FTE					
51-2314-0300 Scholarships: Need Based	0	0.00	0	0.00	0	0	0	223,637	223,637
51-2314-0400 Scholarships: UG Merit Award	0	0.00	0	0.00	0	0	0	74,000	74,000
51-2314-0500 Need-Based Aid-UG	0	0.00	0	0.00	0	0	0	764,239	764,239
51-2314-0700 College Bound Nebraska	0	0.00	0	0.00	0	0	0	970,590	970,590
<b>TOTAL</b>	<b>0</b>	<b>0.00</b>	<b>0</b>	<b>0.00</b>	<b>0</b>	<b>0</b>	<b>0</b>	<b>2,032,466</b>	<b>2,032,466</b>

**UNK-State General Fund-751 Revolving/Designated**

COST OBJECT	Dollar	FACULTY	NON FACULTY		EMPLOYEE BENEFITS	PERSONAL SERVICE CREDITS	TOTAL PERSONAL SERVICES	TOTAL OPERATING EXPENSES	TOTAL
		FTE	Dollar	FTE					
52-2399-0500 Budget Adjustment Revolving-Student Aid	0	0.00	0	0.00	0	0	0	50,000	50,000
<b>TOTAL</b>	<b>0</b>	<b>0.00</b>	<b>0</b>	<b>0.00</b>	<b>0</b>	<b>0</b>	<b>0</b>	<b>50,000</b>	<b>50,000</b>

**UNK-Federal Letter of Credit-756 Federal/Restricted**

COST OBJECT	Dollar	FACULTY	NON FACULTY		EMPLOYEE BENEFITS	PERSONAL SERVICE CREDITS	TOTAL PERSONAL SERVICES	TOTAL OPERATING EXPENSES	TOTAL
		FTE	Dollar	FTE					
54-2313-2019054 FWS Job Location & Development 2018-2019	0	0.00	15,494	0.31	4,081	0	19,575	0	19,575
<b>TOTAL</b>	<b>0</b>	<b>0.00</b>	<b>15,494</b>	<b>0.31</b>	<b>4,081</b>	<b>0</b>	<b>19,575</b>	<b>0</b>	<b>19,575</b>

**SUB PROGRAM TOTAL      0      0      15,494      0      4,081      0      19,575      2,082,466      2,102,041**

**SUBPROGRAM #/NAME: 24 International Programs**

**UNK-State General Fund-751 State & University Generated/Unrestricted**

COST OBJECT	Dollar	FACULTY	NON FACULTY		EMPLOYEE BENEFITS	PERSONAL SERVICE CREDITS	TOTAL PERSONAL SERVICES	TOTAL OPERATING EXPENSES	TOTAL
		FTE	Dollar	FTE					
51-2401-0100 International Education	0	0.00	416,510	7.50	142,779	0	559,289	14,767	574,056
<b>TOTAL</b>	<b>0</b>	<b>0.00</b>	<b>416,510</b>	<b>7.50</b>	<b>142,779</b>	<b>0</b>	<b>559,289</b>	<b>14,767</b>	<b>574,056</b>
52-2401-0100 International Education Revolving	0	0.00	0	3.00	0	0	0	0	0
52-2401-0600 International Student Fee	0	0.00	0	0.50	0	0	0	0	0



COST OBJECT LISTING BY SUB PROGRAM  
2019-2020 GENERAL OPERATING BUDGET  
UNIVERSITY OF NEBRASKA AT KEARNEY

<b>SUB PROGRAM TOTAL</b>	<b>0</b>	<b>0</b>	<b>416,510</b>	<b>11</b>	<b>142,779</b>	<b>0</b>	<b>559,289</b>	<b>14,767</b>	<b>574,056</b>
--------------------------	----------	----------	----------------	-----------	----------------	----------	----------------	---------------	----------------

**SUBPROGRAM #/NAME: 26 Continuing Studies and Public Services**

**UNK-State General Fund-751 State & University Generated/Unrestricted**

COST OBJECT	Dollar	FACULTY FTE	NON FACULTY Dollar	FTE	EMPLOYEE BENEFITS	PERSONAL SERVICE CREDITS	TOTAL PERSONAL SERVICES	TOTAL OPERATING EXPENSES	TOTAL
51-2601-0100 eCampus Office	0	0.00	123,986	2.00	34,311	0	158,297	3,172	161,469
51-2601-8805 OWW Grant-Online Recruitment Specialist	0	0.00	0	0.94	0	0	0	0	0
51-2610-0100 eCampus - Academic Year	97,176	5.67	71,677	1.00	37,743	0	206,596	36,954	243,550
51-2613-0100 Video Services	0	0.00	98,989	1.40	36,909	0	135,898	0	135,898
<b>TOTAL</b>	<b>97,176</b>	<b>5.67</b>	<b>294,652</b>	<b>5.33</b>	<b>108,963</b>	<b>0</b>	<b>500,791</b>	<b>40,126</b>	<b>540,917</b>
52-2610-0200 eCampus Distance Fee	0	0.00	0	5.62	0	0	0	0	0
<b>SUB PROGRAM TOTAL</b>	<b>97,176</b>	<b>6</b>	<b>294,652</b>	<b>11</b>	<b>108,963</b>	<b>0</b>	<b>500,791</b>	<b>40,126</b>	<b>540,917</b>

**SUBPROGRAM #/NAME: 28 Museums and Art Gallery**

**UNK-State General Fund-751 State & University Generated/Unrestricted**

COST OBJECT	Dollar	FACULTY FTE	NON FACULTY Dollar	FTE	EMPLOYEE BENEFITS	PERSONAL SERVICE CREDITS	TOTAL PERSONAL SERVICES	TOTAL OPERATING EXPENSES	TOTAL
51-2812-0100 Walker Art Gallery	0	0.00	0	0.00	0	0	0	3,396	3,396
51-2812-0200 Museum of Nebraska Art	0	0.00	187,841	2.60	64,699	0	252,540	2,528	255,068
51-2812-0300 Frank Museum Operations	0	0.00	35,261	1.01	15,224	0	50,485	3,558	54,043
<b>TOTAL</b>	<b>0</b>	<b>0.00</b>	<b>223,102</b>	<b>3.61</b>	<b>79,923</b>	<b>0</b>	<b>303,025</b>	<b>9,482</b>	<b>312,507</b>

**UNK-Trust-Grant/Cont/Loan/End-758 Trust/Restricted**

COST OBJECT	Dollar	FACULTY FTE	NON FACULTY Dollar	FTE	EMPLOYEE BENEFITS	PERSONAL SERVICE CREDITS	TOTAL PERSONAL SERVICES	TOTAL OPERATING EXPENSES	TOTAL
57-2812-0001001 Foun - Frank Museum	0	0.00	15,876	0.36	8,419	0	24,295	0	24,295
<b>TOTAL</b>	<b>0</b>	<b>0.00</b>	<b>15,876</b>	<b>0.36</b>	<b>8,419</b>	<b>0</b>	<b>24,295</b>	<b>0</b>	<b>24,295</b>
<b>SUB PROGRAM TOTAL</b>	<b>0</b>	<b>0</b>	<b>238,978</b>	<b>4</b>	<b>88,342</b>	<b>0</b>	<b>327,320</b>	<b>9,482</b>	<b>336,802</b>

**SUBPROGRAM #/NAME: 29 Academic Computing Support**

**UNK-State General Fund-751 Revolving/Designated**

COST OBJECT	Dollar	FACULTY FTE	NON FACULTY Dollar	FTE	EMPLOYEE BENEFITS	PERSONAL SERVICE CREDITS	TOTAL PERSONAL SERVICES	TOTAL OPERATING EXPENSES	TOTAL
52-2910-0300 Student Technology Fee	0	0.00	0	0.00	0	0	0	1,590,006	1,590,006
<b>TOTAL</b>	<b>0</b>	<b>0.00</b>	<b>0</b>	<b>0.00</b>	<b>0</b>	<b>0</b>	<b>0</b>	<b>1,590,006</b>	<b>1,590,006</b>

**UNK-Auxiliary-759 Auxiliaries & Services/Restricted**

COST OBJECT	Dollar	FACULTY FTE	NON FACULTY Dollar	FTE	EMPLOYEE BENEFITS	PERSONAL SERVICE CREDITS	TOTAL PERSONAL SERVICES	TOTAL OPERATING EXPENSES	TOTAL
53-2910-0200 RB Technology Services	0	0.00	0	0.00	0	0	0	215,000	215,000
53-2911-0200 RB ITS Laundry Service Expenses	0	0.00	7,669	0.15	2,367	0	10,036	0	10,036
53-2911-0300 RB ITS Cable TV Network Support	0	0.00	10,225	0.20	3,156	0	13,381	9,066	22,447
53-2911-0400 RB-ITS Telecommunications	0	0.00	0	0.00	0	0	0	20,000	20,000
<b>TOTAL</b>	<b>0</b>	<b>0.00</b>	<b>17,894</b>	<b>0.35</b>	<b>5,523</b>	<b>0</b>	<b>23,417</b>	<b>244,066</b>	<b>267,483</b>
<b>SUB PROGRAM TOTAL</b>	<b>0</b>	<b>0</b>	<b>17,894</b>	<b>0</b>	<b>5,523</b>	<b>0</b>	<b>23,417</b>	<b>1,834,072</b>	<b>1,857,489</b>

COST OBJECT LISTING BY SUB PROGRAM  
2019-2020 GENERAL OPERATING BUDGET  
UNIVERSITY OF NEBRASKA AT KEARNEY

**SUBPROGRAM #/NAME: 33 Physical Plant Administration**

**UNK-State General Fund-751 State & University Generated/Unrestricted**

COST OBJECT	Dollar	FACULTY	NON FACULTY		EMPLOYEE BENEFITS	PERSONAL SERVICE CREDITS	TOTAL PERSONAL SERVICES	TOTAL OPERATING EXPENSES	TOTAL
		FTE	Dollar	FTE					
51-3301-0100 Facilities	0	0.00	344,868	5.57	135,432	0	480,300	30,099	510,399
51-3301-0400 Facilities Contract Maintenance	0	0.00	0	0.00	0	0	0	41,782	41,782
51-3301-0500 Campus Safety Pgms	0	0.00	43,170	1.00	12,391	0	55,561	28,997	84,558
51-3310-0100 Facilities - Central Stores	0	0.00	56,891	1.50	17,228	0	74,119	6,267	80,386
51-3311-0100 FAC Maintenance - Plumbing	0	0.00	39,228	1.00	17,982	0	57,210	32,245	89,455
51-3311-0200 Electrical Maintenance	0	0.00	86,983	2.00	29,051	0	116,034	22,869	138,903
51-3311-0500 FAC Maintenance - Carpentry/Painting	0	0.00	147,054	3.87	50,569	0	197,623	46,008	243,631
51-3311-0600 FAC Maintenance - Locksmith	0	0.00	42,634	1.00	12,306	0	54,940	11,374	66,314
51-3312-0100 Custodial Services	0	0.00	1,008,092	32.31	452,884	0	1,460,976	90,458	1,551,434
51-3312-0200 Custodial Services-MONA	0	0.00	7,414	0.22	3,640	0	11,054	0	11,054
51-3313-0100 Maintenance - HVAC	0	0.00	226,862	5.36	73,421	0	300,283	180,223	480,506
51-3313-0200 Utilities Systems	0	0.00	295,862	7.36	120,805	0	416,667	62,919	479,586
51-3314-0200 Utilities	0	0.00	0	0.00	0	0	0	3,224,042	3,224,042
51-3315-0100 Grounds Services	0	0.00	271,809	8.23	148,978	0	420,787	71,126	491,913
51-3315-0200 Maintenance - Carillon Tower	0	0.00	0	0.00	0	0	0	6,335	6,335
51-3315-0300 Maintenance - Cope Fountain	0	0.00	0	0.00	0	0	0	1,950	1,950
51-3316-0100 Motor Pool	0	0.00	29,768	0.80	5,624	0	35,392	0	35,392
51-3320-0100 Misc Renovation	0	0.00	0	0.00	0	0	0	665,202	665,202
51-3320-0400 MONA Maintenance	0	0.00	0	0.00	0	0	0	3,100	3,100
<b>TOTAL</b>	<b>0</b>	<b>0.00</b>	<b>2,600,635</b>	<b>70.22</b>	<b>1,080,311</b>	<b>0</b>	<b>3,680,946</b>	<b>4,524,996</b>	<b>8,205,942</b>

**UNK-State General Fund-751 Revolving/Designated**

COST OBJECT	Dollar	FACULTY	NON FACULTY		EMPLOYEE BENEFITS	PERSONAL SERVICE CREDITS	TOTAL PERSONAL SERVICES	TOTAL OPERATING EXPENSES	TOTAL
		FTE	Dollar	FTE					
52-3399-0500 Budget Adjustment Revolving-Physical Pla	0	0.00	2,052	0.00	0	0	2,052	47,791	49,843
<b>TOTAL</b>	<b>0</b>	<b>0.00</b>	<b>2,052</b>	<b>0.00</b>	<b>0</b>	<b>0</b>	<b>2,052</b>	<b>47,791</b>	<b>49,843</b>

**UNK-Auxiliary-759 Auxiliaries & Services/Restricted**

COST OBJECT	Dollar	FACULTY	NON FACULTY		EMPLOYEE BENEFITS	PERSONAL SERVICE CREDITS	TOTAL PERSONAL SERVICES	TOTAL OPERATING EXPENSES	TOTAL
		FTE	Dollar	FTE					
53-3301-0100 RB Auxiliary Enterprise Admin-Facilities	0	0.00	141,670	2.68	59,727	0	201,397	45,250	246,647
53-3301-0500 RB Facilities Contract Maintenance	0	0.00	0	0.00	0	0	0	27,250	27,250
53-3301-0600 RB Campus Safety Programs	0	0.00	0	0.00	0	0	0	5,500	5,500
53-3311-0100 RB Maintenance - Plumbing	0	0.00	278,953	7.20	113,357	0	392,310	40,000	432,310
53-3311-0200 RB Dr Access/Video Security Surveillance	0	0.00	0	0.00	0	0	0	44,000	44,000
53-3311-0500 RB Maintenance - Carpentry/Painting	0	0.00	125,366	3.63	44,618	0	169,984	40,000	209,984
53-3311-0600 RB Maintenance - Locksmith	0	0.00	0	0.00	0	0	0	17,095	17,095
53-3312-0200 RB Custodial Services	0	0.00	671,126	22.80	264,508	0	935,634	146,245	1,081,879
53-3313-0100 RB Maintenance - HVAC	0	0.00	15,176	0.40	1,850	0	17,026	114,871	131,897
53-3313-0200 RB Utilities Systems	0	0.00	62,980	1.14	26,580	0	89,560	51,250	140,810
53-3314-0100 RB Utilities	0	0.00	0	0.00	0	0	0	1,744,654	1,744,654
53-3315-0100 RB Grounds Maintenance	0	0.00	60,564	2.74	8,584	0	69,148	51,274	120,422
53-3320-0100 RB Miscellaneous Renovation	0	0.00	0	0.00	0	0	0	191,794	191,794
<b>TOTAL</b>	<b>0</b>	<b>0.00</b>	<b>1,355,835</b>	<b>40.59</b>	<b>519,224</b>	<b>0</b>	<b>1,875,059</b>	<b>2,519,183</b>	<b>4,394,242</b>

**SUB PROGRAM TOTAL**

<b>0</b>	<b>0</b>	<b>3,958,522</b>	<b>111</b>	<b>1,599,535</b>	<b>0</b>	<b>5,558,057</b>	<b>7,091,970</b>	<b>12,650,027</b>
----------	----------	------------------	------------	------------------	----------	------------------	------------------	-------------------

**SUBPROGRAM #/NAME: 35 College of Arts & Sciences**

COST OBJECT LISTING BY SUB PROGRAM  
2019-2020 GENERAL OPERATING BUDGET  
UNIVERSITY OF NEBRASKA AT KEARNEY

**SUBPROGRAM #/NAME: 35 College of Arts & Sciences**

**UNK-State General Fund-751 State & University Generated/Unrestricted**

COST OBJECT	Dollar	FACULTY	NON FACULTY		EMPLOYEE BENEFITS	PERSONAL	TOTAL	TOTAL	TOTAL	
		FTE	Dollar	FTE		SERVICE CREDITS	PERSONAL SERVICES	OPERATING EXPENSES		
51-3501-0100	Dean College of Arts & Sciences	0	0.00	67,749	1.50	22,803	0	90,552	8,926	99,478
51-3502-0100	College of Arts & Sciences General	0	0.00	98,465	3.06	15,817	0	114,282	152,543	266,825
51-3502-7000	POE-Coll of Arts & Sciences Enhancements	6,798	0.00	1,396	0.00	1,283	0	9,477	115,981	125,458
51-3502-7001	POE-CAS Intern Stipends	0	0.00	0	0.00	0	0	0	4,000	4,000
51-3502-7002	POE-Public Health Faculty	51,701	0.98	0	0.00	22,681	0	74,382	0	74,382
51-3510-0100	Art and Design	673,348	8.60	84,112	2.13	237,048	0	994,508	31,774	1,026,282
51-3510-7000	POE-Art Enhancements	60,200	1.00	0	0.00	25,201	0	85,401	24,690	110,091
51-3510-8000	Dist Tuit Diff - Art & Design	0	0.00	0	0.50	0	0	0	0	0
51-3511-0100	Biology	1,090,570	14.62	76,995	2.02	355,473	0	1,523,038	38,651	1,561,689
51-3511-7000	POE-Biology Facilities Upgrade	0	0.00	0	0.00	0	0	0	65,000	65,000
51-3511-8000	Dist Tuit Diff - Biology	0	0.00	0	1.58	0	0	0	0	0
51-3512-0100	Chemistry	631,579	8.82	115,730	2.95	261,065	0	1,008,374	40,831	1,049,205
51-3512-7000	POE-Chemistry Facilities Upgrade	0	0.00	23,242	0.48	11,119	0	34,361	31,980	66,341
51-3512-7001	POE-Chemistry Faculty	51,679	1.00	0	0.00	24,584	0	76,263	30,154	106,417
51-3512-7500	CAS Diversity-Chem Fac Salary Enhancemnt	62,833	0.78	0	0.00	22,518	0	85,351	0	85,351
51-3512-8001	Dist Tuit Diff - Science/Math Education	0	0.00	0	1.00	0	0	0	0	0
51-3513-0100	Communication	680,167	10.88	45,650	1.67	244,531	0	970,348	31,428	1,001,776
51-3513-0200	University Newspaper	0	0.00	21,828	1.36	0	0	21,828	10,581	32,409
51-3513-0300	Forensics Trips	0	0.00	0	0.00	0	0	0	7,657	7,657
51-3513-7000	POE-Communication Enhancements	0	0.00	0	0.00	0	0	0	20,000	20,000
51-3513-7001	POE-Comm/Bio Food for Health Collaborate	68,380	0.80	0	0.00	23,363	0	91,743	294	92,037
51-3513-7500	Communication Diversity Funds-New Hires	7,452	0.12	0	0.00	3,147	0	10,599	0	10,599
51-3515-0100	Criminal Justice	182,953	2.60	40,545	0.71	67,301	0	290,799	10,518	301,317
51-3516-0100	English	1,007,543	14.10	76,776	1.66	352,720	0	1,437,039	36,358	1,473,397
51-3516-0500	Reynolds Reading Series	0	0.00	0	0.00	0	0	0	10,000	10,000
51-3517-0100	Geography	372,676	4.60	39,931	0.62	139,740	0	552,347	15,779	568,126
51-3518-0100	Health Science Programs	0	0.00	163,024	3.66	73,675	0	236,699	6,763	243,462
51-3518-7000	POE-Health Programs	0	0.00	0	0.00	0	0	0	15,500	15,500
51-3518-7001	POE-Health Science Graduate Assistant	0	0.00	10,986	0.33	0	0	10,986	1,879	12,865
51-3519-0100	History	702,303	7.50	36,310	1.10	216,745	0	955,358	12,365	967,723
51-3519-7000	POE-History Faculty	61,985	1.00	0	0.00	15,129	0	77,114	259	77,373
51-3519-8000	Dist Tuit Diff - History	0	0.00	0	1.00	0	0	0	0	0
51-3520-0100	Mathematics	684,889	10.60	73,378	1.65	255,484	0	1,013,751	21,379	1,035,130
51-3521-0100	Modern Languages	272,025	4.60	71,002	1.56	100,898	0	443,925	11,242	455,167
51-3521-0200	Translation/Interpretation Program	0	0.00	0	0.00	0	0	0	998	998
51-3521-8000	Dist Tuit Diff - Modern Languages	0	0.00	0	0.50	0	0	0	0	0
51-3522-0100	Music	955,984	11.85	172,272	3.50	358,615	0	1,486,871	51,956	1,538,827
51-3522-0200	Music Trips	0	0.00	0	0.00	0	0	0	10,950	10,950
51-3522-0300	Opera	0	0.00	2,019	0.11	0	0	2,019	200	2,219
51-3522-0400	Theater	277,700	3.00	41,622	1.23	110,263	0	429,585	9,255	438,840
51-3522-0500	Theatre Productions	0	0.00	13,735	0.79	0	0	13,735	16,411	30,146
51-3522-0600	UNK String Project	0	0.00	0	0.00	0	0	0	1,500	1,500
51-3522-7000	POE-Music Enhancements	48,608	0.75	16,203	0.25	11,205	0	76,016	10,000	86,016
51-3523-0100	Philosophy	271,833	3.00	1,944	0.00	83,287	0	357,064	3,259	360,323
51-3524-0100	Physics and Astronomy	328,494	5.00	40,761	1.26	122,506	0	491,761	28,252	520,013
51-3524-7000	POE-Physics Engineering Faculty/Staff	132,144	2.00	21,120	0.50	51,149	0	204,413	0	204,413
51-3525-0100	Political Science	509,354	6.60	46,258	0.71	172,459	0	728,071	12,596	740,667
51-3526-0100	Psychology	602,273	8.10	73,810	1.73	221,723	0	897,806	19,267	917,073
51-3526-7000	POE-Psychology Human Subject Coordinator	0	0.00	4,051	0.00	0	0	4,051	0	4,051
51-3527-0100	Social Work	272,326	4.00	59,083	1.18	120,105	0	451,514	8,028	459,542
51-3527-7000	POE-Social Work Professional Travel	0	0.00	0	0.00	0	0	0	4,000	4,000

COST OBJECT LISTING BY SUB PROGRAM  
2019-2020 GENERAL OPERATING BUDGET  
UNIVERSITY OF NEBRASKA AT KEARNEY

**SUBPROGRAM #/NAME: 35 College of Arts & Sciences**

**UNK-State General Fund-751 State & University Generated/Unrestricted**

COST OBJECT	Dollar	FACULTY	NON FACULTY		EMPLOYEE BENEFITS	PERSONAL SERVICE CREDITS	TOTAL PERSONAL SERVICES	TOTAL OPERATING EXPENSES	TOTAL
		FTE	Dollar	FTE					
51-3527-7001 POE-Social Work Faculty	66,695	1.00	0	0.00	26,232	0	92,927	0	92,927
51-3527-7002 POE-Social Work Child Welfare Position	67,119	1.00	0	0.00	14,089	0	81,208	9,187	90,395
51-3527-7003 POE-Social Work Program Growth	0	0.00	0	0.00	0	0	0	5,332	5,332
51-3527-8800 NU Online-Online Bachelors-Social Work	0	0.00	0	0.25	0	0	0	0	0
51-3528-0100 Sociology	248,133	3.60	34,222	0.44	57,439	0	339,794	8,152	347,946
51-3599-0200 College of Arts & Sciences Unallocated	1,118,761	16.40	42,646	0.00	452,878	0	1,614,285	0	1,614,285
<b>TOTAL</b>	<b>11,568,505</b>	<b>158.90</b>	<b>1,616,865</b>	<b>42.98</b>	<b>4,294,275</b>	<b>0</b>	<b>17,479,645</b>	<b>955,875</b>	<b>18,435,520</b>

**UNK-Trust-Grant/Cont/Loan/End-758 Trust/Restricted**

COST OBJECT	Dollar	FACULTY	NON FACULTY		EMPLOYEE BENEFITS	PERSONAL SERVICE CREDITS	TOTAL PERSONAL SERVICES	TOTAL OPERATING EXPENSES	TOTAL
		FTE	Dollar	FTE					
56-3518-0001003 UNMC/HRSA-Host CN AHEC 2018-19	0	0.00	55,315	1.06	14,731	0	70,046	33,000	103,046
57-3519-0001001 Foun - History	3,459	0.00	0	0.00	542	0	4,001	0	4,001
<b>TOTAL</b>	<b>3,459</b>	<b>0.00</b>	<b>55,315</b>	<b>1.06</b>	<b>15,273</b>	<b>0</b>	<b>74,047</b>	<b>33,000</b>	<b>107,047</b>

**SUB PROGRAM TOTAL 11,571,964 159 1,672,180 44 4,309,548 0 17,553,692 988,875 18,542,567**

**SUBPROGRAM #/NAME: 41 Executive Administration**

**UNK-State General Fund-751 State & University Generated/Unrestricted**

COST OBJECT	Dollar	FACULTY	NON FACULTY		EMPLOYEE BENEFITS	PERSONAL SERVICE CREDITS	TOTAL PERSONAL SERVICES	TOTAL OPERATING EXPENSES	TOTAL
		FTE	Dollar	FTE					
51-4101-0100 Chancellor's Office	0	0.00	559,682	3.94	107,878	0	667,560	33,596	701,156
51-4102-0100 Chancellor's Executive Management/Dev	4,195	0.00	5,176	0.00	1,484	0	10,855	25,604	36,459
<b>TOTAL</b>	<b>4,195</b>	<b>0.00</b>	<b>564,858</b>	<b>3.94</b>	<b>109,362</b>	<b>0</b>	<b>678,415</b>	<b>59,200</b>	<b>737,615</b>

**UNK-Trust-Grant/Cont/Loan/End-758 Trust/Restricted**

COST OBJECT	Dollar	FACULTY	NON FACULTY		EMPLOYEE BENEFITS	PERSONAL SERVICE CREDITS	TOTAL PERSONAL SERVICES	TOTAL OPERATING EXPENSES	TOTAL
		FTE	Dollar	FTE					
57-4102-0001001 Foun - Chancellor	0	0.00	20,000	0.00	0	0	20,000	0	20,000
57-4102-0003001 Foun-Chancellor Salary Supplement	0	0.00	19,647	0.06	1,503	0	21,150	0	21,150
<b>TOTAL</b>	<b>0</b>	<b>0.00</b>	<b>39,647</b>	<b>0.06</b>	<b>1,503</b>	<b>0</b>	<b>41,150</b>	<b>0</b>	<b>41,150</b>

**SUB PROGRAM TOTAL 4,195 0 604,505 4 110,865 0 719,565 59,200 778,765**

**SUBPROGRAM #/NAME: 42 Student Affairs**

**UNK-State General Fund-751 State & University Generated/Unrestricted**

COST OBJECT	Dollar	FACULTY	NON FACULTY		EMPLOYEE BENEFITS	PERSONAL SERVICE CREDITS	TOTAL PERSONAL SERVICES	TOTAL OPERATING EXPENSES	TOTAL
		FTE	Dollar	FTE					
51-4201-0100 Student Affairs Office	0	0.00	129,822	1.87	44,222	0	174,044	14,209	188,253
51-4202-0200 Student Affairs Division State Travel	0	0.00	0	0.00	0	0	0	5,900	5,900
51-4202-0400 Social/Cultural Development	0	0.00	20,313	0.50	9,955	0	30,268	0	30,268
51-4202-0500 Student Conduct Office	0	0.00	19,402	0.37	7,409	0	26,811	1,032	27,843
51-4210-0100 Admissions	0	0.00	657,897	14.46	191,698	0	849,595	306,863	1,156,458
51-4210-0300 National Student Exchange	0	0.00	0	0.00	0	0	0	2,725	2,725
51-4210-0400 Admissions-Recruitment Support	0	0.00	35,613	1.00	22,041	0	57,654	0	57,654
51-4210-7520 Admissions Diversity Funds	0	0.00	10,078	0.83	0	0	10,078	0	10,078
51-4212-0100 Academic & Career Services	0	0.00	274,054	6.11	117,716	0	391,770	2,475	394,245

COST OBJECT LISTING BY SUB PROGRAM  
2019-2020 GENERAL OPERATING BUDGET  
UNIVERSITY OF NEBRASKA AT KEARNEY

**SUBPROGRAM #/NAME: 42 Student Affairs**

**UNK-State General Fund-751 State & University Generated/Unrestricted**

COST OBJECT	Dollar	FACULTY	NON FACULTY		EMPLOYEE BENEFITS	PERSONAL SERVICE CREDITS	TOTAL PERSONAL SERVICES	TOTAL OPERATING EXPENSES	TOTAL
		FTE	Dollar	FTE					
51-4212-0300	0	0.00	49,238	1.00	24,199	0	73,437	3,698	77,135
51-4214-0100	0	0.00	197,904	2.00	62,492	0	260,396	11,951	272,347
51-4215-0100	0	0.00	437,768	9.91	152,925	0	590,693	11,814	602,507
51-4216-0100	0	0.00	116,959	2.25	35,802	0	152,761	3,111	155,872
51-4216-7501	0	0.00	45,667	1.13	16,916	0	62,583	0	62,583
51-4217-0100	0	0.00	0	0.00	0	0	0	7,875	7,875
51-4217-0300	0	0.00	548,775	11.26	214,521	0	763,296	7,424	770,720
51-4219-0100	0	0.00	109,866	1.61	41,815	0	151,681	0	151,681
51-4219-0200	0	0.00	168,277	4.31	63,069	0	231,346	0	231,346
51-4219-7520	0	0.00	35,598	0.83	19,250	0	54,848	0	54,848
51-4219-7521	0	0.00	2,873	0.09	490	0	3,363	0	3,363
51-4253-0100	0	0.00	48,981	2.02	12,365	0	61,346	10,530	71,876
<b>TOTAL</b>	<b>0</b>	<b>0.00</b>	<b>2,909,085</b>	<b>61.53</b>	<b>1,036,885</b>	<b>0</b>	<b>3,945,970</b>	<b>389,607</b>	<b>4,335,577</b>

**UNK-State General Fund-751 Revolving/Designated**

COST OBJECT	Dollar	FACULTY	NON FACULTY		EMPLOYEE BENEFITS	PERSONAL SERVICE CREDITS	TOTAL PERSONAL SERVICES	TOTAL OPERATING EXPENSES	TOTAL
		FTE	Dollar	FTE					
52-4210-0400	0	0.00	0	1.00	0	0	0	0	0
52-4212-0200	0	0.00	0	0.39	0	0	0	0	0
52-4217-0200	0	0.00	0	1.00	0	0	0	0	0
52-4220-0100	0	0.00	0	1.58	0	0	0	0	0
52-4299-0500	0	0.00	149,252	0.00	0	0	149,252	244,330	393,582
<b>TOTAL</b>	<b>0</b>	<b>0.00</b>	<b>149,252</b>	<b>3.97</b>	<b>0</b>	<b>0</b>	<b>149,252</b>	<b>244,330</b>	<b>393,582</b>

**UNK-Federal Letter of Credit-756 Federal/Restricted**

COST OBJECT	Dollar	FACULTY	NON FACULTY		EMPLOYEE BENEFITS	PERSONAL SERVICE CREDITS	TOTAL PERSONAL SERVICES	TOTAL OPERATING EXPENSES	TOTAL
		FTE	Dollar	FTE					
54-4218-0022001	0	0.00	186,112	4.50	63,036	0	249,148	0	249,148
<b>TOTAL</b>	<b>0</b>	<b>0.00</b>	<b>186,112</b>	<b>4.50</b>	<b>63,036</b>	<b>0</b>	<b>249,148</b>	<b>0</b>	<b>249,148</b>

**UNK-Auxiliary-759 Auxiliaries & Services/Restricted**

COST OBJECT	Dollar	FACULTY	NON FACULTY		EMPLOYEE BENEFITS	PERSONAL SERVICE CREDITS	TOTAL PERSONAL SERVICES	TOTAL OPERATING EXPENSES	TOTAL
		FTE	Dollar	FTE					
53-4202-0100	0	0.00	0	0.00	0	0	0	6,699	6,699
53-4202-0200	0	0.00	0	0.00	0	0	0	20,000	20,000
53-4216-0200	0	0.00	27,950	0.62	13,084	0	41,034	18,000	59,034
53-4250-0100	0	0.00	802,870	24.09	222,166	0	1,025,036	137,718	1,162,754
53-4250-0200	0	0.00	0	0.00	0	0	0	44,082	44,082
53-4250-0700	0	0.00	0	0.00	0	0	0	4,000	4,000
53-4250-0710	0	0.00	0	0.00	0	0	0	17,500	17,500
53-4250-0800	0	0.00	6,397	0.10	2,630	0	9,027	155,000	164,027
53-4250-1100	0	0.00	0	0.00	0	0	0	21,500	21,500
53-4251-0100	0	0.00	0	2.00	0	0	0	0	0
53-4251-0101	0	0.00	0	4.07	0	0	0	0	0
53-4251-0102	0	0.00	0	4.54	0	0	0	0	0
53-4251-0103	0	0.00	0	0.75	0	0	0	0	0
53-4251-0104	0	0.00	0	0.33	0	0	0	0	0
53-4252-0100	0	0.00	0	0.00	0	0	0	85,584	85,584
53-4252-0200	0	0.00	0	0.00	0	0	0	12,296	12,296

COST OBJECT LISTING BY SUB PROGRAM  
2019-2020 GENERAL OPERATING BUDGET  
UNIVERSITY OF NEBRASKA AT KEARNEY

**SUBPROGRAM #/NAME: 42 Student Affairs**

**UNK-Auxiliary-759 Auxiliaries & Services/Restricted**

COST OBJECT	Dollar	FACULTY	NON FACULTY		EMPLOYEE BENEFITS	PERSONAL	TOTAL	TOTAL	TOTAL
		FTE	Dollar	FTE		SERVICE CREDITS	PERSONAL SERVICES	OPERATING EXPENSES	
53-4252-0300 RB Student Center	0	0.00	293,351	9.38	90,653	0	384,004	55,563	439,567
53-4252-0400 RB Promotion/Programming	0	0.00	26,469	0.76	9,893	0	36,362	2,165	38,527
53-4252-0600 RB Greek Life	0	0.00	54,996	1.00	24,151	0	79,147	5,000	84,147
53-4253-0100 RB Student Program Intramurals	0	0.00	43,212	2.03	14,060	0	57,272	0	57,272
53-4253-0200 Intramurals Operations	0	0.00	82,093	0.65	12,365	0	94,458	7,928	102,386
53-4253-0500 Intramurals Budget Offset	0	0.00	-82,093	0.00	-12,365	0	-94,458	-7,928	-102,386
53-4299-0100 RB Budget Adjustments-Independent Oper	0	0.00	25,396	0.90	18,785	0	44,181	257,619	301,800
53-4299-0500 Budget Adj-Auxiliary Student Services	0	0.00	785,000	46.84	0	0	785,000	5,862,973	6,647,973
<b>TOTAL</b>	<b>0</b>	<b>0.00</b>	<b>2,065,641</b>	<b>98.04</b>	<b>395,422</b>	<b>0</b>	<b>2,461,063</b>	<b>6,705,699</b>	<b>9,166,762</b>
<b>SUB PROGRAM TOTAL</b>	<b>0</b>	<b>0</b>	<b>5,310,090</b>	<b>168</b>	<b>1,495,343</b>	<b>0</b>	<b>6,805,433</b>	<b>7,339,636</b>	<b>14,145,069</b>

**SUBPROGRAM #/NAME: 43 Business and Finance**

**UNK-State General Fund-751 State & University Generated/Unrestricted**

COST OBJECT	Dollar	FACULTY	NON FACULTY		EMPLOYEE BENEFITS	PERSONAL	TOTAL	TOTAL	TOTAL
		FTE	Dollar	FTE		SERVICE CREDITS	PERSONAL SERVICES	OPERATING EXPENSES	
51-4301-0100 VC Business/Finance	0	0.00	166,125	1.89	44,113	0	210,238	9,872	220,110
51-4301-0200 Associate VC Business/Finance	0	0.00	236,251	3.41	80,846	0	317,097	12,511	329,608
51-4302-0100 Financial Management Systems	0	0.00	0	0.00	0	0	0	3,484	3,484
51-4302-0200 Business & Finance Enhancement Fund	0	0.00	0	0.00	0	0	0	40,403	40,403
51-4302-0300 Emergency Operations/Training	0	0.00	0	0.00	0	0	0	19,724	19,724
51-4310-0100 Budget Office	0	0.00	146,263	1.96	42,736	0	188,999	5,489	194,488
51-4311-0100 Finance Office	0	0.00	431,348	7.95	134,264	0	565,612	21,352	586,964
51-4311-0200 Credit Card Fees	0	0.00	0	0.00	0	0	0	5,000	5,000
51-4311-0400 DAS Accting Charges	0	0.00	0	0.00	0	0	0	42,229	42,229
51-4311-0500 State CashNet	0	0.00	0	0.00	0	0	0	23,774	23,774
51-4312-0100 Procurement & Payment Services	0	0.00	242,151	4.31	82,467	0	324,618	13,265	337,883
51-4312-0200 Business Services	0	0.00	0	0.00	0	0	0	2,157	2,157
51-4313-0100 Human Resources	0	0.00	173,302	3.86	83,384	0	256,686	42,154	298,840
51-4313-0200 Employee Wellness Program	15,023	0.24	0	0.00	6,348	0	21,371	3,908	25,279
51-4313-0300 Child Care Center	0	0.00	0	0.00	0	0	0	30,386	30,386
51-4313-0400 State-Staff Senate	0	0.00	0	0.00	0	0	0	2,218	2,218
51-4313-0600 State-Leadership UNK	0	0.00	0	0.00	0	0	0	5,700	5,700
51-4314-0100 UNK Police	0	0.00	132,160	2.10	25,212	0	157,372	56,965	214,337
51-4399-0500 Budget Adjustment - Inst Support VCBF	0	0.00	6,390	0.88	3,018	0	9,408	6,562	15,970
<b>TOTAL</b>	<b>15,023</b>	<b>0.24</b>	<b>1,533,990</b>	<b>26.36</b>	<b>502,388</b>	<b>0</b>	<b>2,051,401</b>	<b>347,153</b>	<b>2,398,554</b>

**UNK-Trust-Grant/Cont/Loan/End-758 Trust/Restricted**

COST OBJECT	Dollar	FACULTY	NON FACULTY		EMPLOYEE BENEFITS	PERSONAL	TOTAL	TOTAL	TOTAL
		FTE	Dollar	FTE		SERVICE CREDITS	PERSONAL SERVICES	OPERATING EXPENSES	
57-4302-0001001 Instit Gen Trust	0	0.00	27,971	0.50	23,047	0	51,018	0	51,018
<b>TOTAL</b>	<b>0</b>	<b>0.00</b>	<b>27,971</b>	<b>0.50</b>	<b>23,047</b>	<b>0</b>	<b>51,018</b>	<b>0</b>	<b>51,018</b>

**UNK-Auxiliary-759 Auxiliaries & Services/Restricted**

COST OBJECT	Dollar	FACULTY	NON FACULTY		EMPLOYEE BENEFITS	PERSONAL	TOTAL	TOTAL	TOTAL
		FTE	Dollar	FTE		SERVICE CREDITS	PERSONAL SERVICES	OPERATING EXPENSES	
53-4301-0100 RB Auxiliary Enterprises Admin - VCBF	0	0.00	87,548	0.61	21,400	0	108,948	0	108,948
53-4301-0200 RB Auxiliary Enterprises Adm-Assoc VCBF	0	0.00	116,940	1.19	25,090	0	142,030	2,158	144,188

COST OBJECT LISTING BY SUB PROGRAM  
2019-2020 GENERAL OPERATING BUDGET  
UNIVERSITY OF NEBRASKA AT KEARNEY

**SUBPROGRAM #/NAME: 43 Business and Finance**

**UNK-Auxiliary-759 Auxiliaries & Services/Restricted**

COST OBJECT	Dollar	FACULTY	NON FACULTY		EMPLOYEE BENEFITS	PERSONAL	TOTAL	TOTAL	TOTAL
		FTE	Dollar	FTE		SERVICE CREDITS	PERSONAL SERVICES	OPERATING EXPENSES	
53-4302-0200 RB Insurance	0	0.00	0	0.00	0	0	0	153,023	153,023
53-4310-0100 RB Budget Office	0	0.00	57,831	0.54	15,280	0	73,111	0	73,111
53-4311-0100 RB Auxiliary Enterprises Admin - Finance	0	0.00	218,267	2.86	73,356	0	291,623	58,898	350,521
53-4311-0300 RB CashNet	0	0.00	0	0.00	0	0	0	23,304	23,304
53-4311-1500 ID Card Student Fees	0	0.00	0	0.50	0	0	0	0	0
53-4312-0100 RB Auxiliary Enterprises Admin-Mailroom	0	0.00	13,798	0.42	6,765	0	20,563	0	20,563
53-4312-1100 RB Procurement & Payment Services	0	0.00	67,036	0.69	13,174	0	80,210	0	80,210
53-4312-1200 RB Laundry Services	0	0.00	0	0.00	0	0	0	70,000	70,000
53-4312-1300 RB Business Services Contract Management	0	0.00	0	0.00	0	0	0	3,000	3,000
53-4313-0100 Auxiliary-Child Care Center	0	0.00	0	5.84	0	0	0	0	0
53-4313-1100 RB Human Resources	0	0.00	47,115	0.64	17,981	0	65,096	0	65,096
53-4314-0100 RB UNK Police	0	0.00	486,725	10.06	163,356	0	650,081	0	650,081
53-4314-0200 RB Parking Services	0	0.00	95,693	2.83	36,850	0	132,543	45,052	177,595
<b>TOTAL</b>	<b>0</b>	<b>0.00</b>	<b>1,190,953</b>	<b>26.18</b>	<b>373,252</b>	<b>0</b>	<b>1,564,205</b>	<b>355,435</b>	<b>1,919,640</b>
<b>SUB PROGRAM TOTAL</b>	<b>15,023</b>	<b>0</b>	<b>2,752,914</b>	<b>53</b>	<b>898,687</b>	<b>0</b>	<b>3,666,624</b>	<b>702,588</b>	<b>4,369,212</b>

**SUBPROGRAM #/NAME: 44 General Expense**

**UNK-State General Fund-751 State & University Generated/Unrestricted**

COST OBJECT	Dollar	FACULTY	NON FACULTY		EMPLOYEE BENEFITS	PERSONAL	TOTAL	TOTAL	TOTAL
		FTE	Dollar	FTE		SERVICE CREDITS	PERSONAL SERVICES	OPERATING EXPENSES	
51-4420-0200 Memberships	0	0.00	0	0.00	0	0	0	95,240	95,240
51-4420-0300 Insurance	0	0.00	0	0.00	0	0	0	244,501	244,501
51-4420-0500 Workers Compensation	0	0.00	0	0.00	130,816	0	130,816	0	130,816
51-4420-0600 Unemployment Compensation	0	0.00	0	0.00	46,000	0	46,000	0	46,000
51-4420-0700 Legal Counsel	0	0.00	0	0.00	0	0	0	17,500	17,500
51-4420-0800 Institutional Development	0	0.00	0	0.00	0	0	0	19,549	19,549
51-4420-1690 VCBF Misc Renovation	0	0.00	0	0.00	0	0	0	12,000	12,000
51-4431-0100 University Communications & Marketing	0	0.00	391,981	6.22	110,672	0	502,653	37,932	540,585
51-4432-0200 Commencement	0	0.00	0	0.00	0	0	0	20,047	20,047
51-4432-0500 Marketing Communications	0	0.00	77,617	1.00	28,691	0	106,308	90,000	196,308
51-4436-0200 Creative Services	0	0.00	263,010	5.00	60,332	0	323,342	15,933	339,275
51-4470-0100 Office of Equity and Compliance	0	0.00	163,641	2.40	45,905	0	209,546	35,399	244,945
51-4470-0300 Ombudsman	0	0.00	6,314	0.00	999	0	7,313	1,789	9,102
51-4471-0100 Alumni Association	0	0.00	4,944	0.15	2,427	0	7,371	75,000	82,371
<b>TOTAL</b>	<b>0</b>	<b>0.00</b>	<b>907,507</b>	<b>14.77</b>	<b>425,842</b>	<b>0</b>	<b>1,333,349</b>	<b>664,890</b>	<b>1,998,239</b>

**UNK-State General Fund-751 Revolving/Designated**

COST OBJECT	Dollar	FACULTY	NON FACULTY		EMPLOYEE BENEFITS	PERSONAL	TOTAL	TOTAL	TOTAL
		FTE	Dollar	FTE		SERVICE CREDITS	PERSONAL SERVICES	OPERATING EXPENSES	
52-4420-0200 Institutional General Revolving	0	0.00	0	0.00	11,568	0	11,568	60,000	71,568
52-4436-0100 Creative Services Revolving	0	0.00	0	2.00	0	0	0	0	0
<b>TOTAL</b>	<b>0</b>	<b>0.00</b>	<b>0</b>	<b>2.00</b>	<b>11,568</b>	<b>0</b>	<b>11,568</b>	<b>60,000</b>	<b>71,568</b>

**UNK-Auxiliary-759 Auxiliaries & Services/Restricted**

COST OBJECT	Dollar	FACULTY	NON FACULTY		EMPLOYEE BENEFITS	PERSONAL	TOTAL	TOTAL	TOTAL
		FTE	Dollar	FTE		SERVICE CREDITS	PERSONAL SERVICES	OPERATING EXPENSES	
53-4420-0100 RB Bookstore Retail Sales	0	0.00	0	0.00	0	0	0	784	784

COST OBJECT LISTING BY SUB PROGRAM  
2019-2020 GENERAL OPERATING BUDGET  
UNIVERSITY OF NEBRASKA AT KEARNEY

**SUBPROGRAM #/NAME: 44 General Expense**

**UNK-Auxiliary-759 Auxiliaries & Services/Restricted**

COST OBJECT	Dollar	FACULTY	NON FACULTY		EMPLOYEE BENEFITS	PERSONAL SERVICE CREDITS	TOTAL PERSONAL SERVICES	TOTAL OPERATING EXPENSES	TOTAL
		FTE	Dollar	FTE					
53-4420-0211 Rev Bond Residence Halls Furniture	0	0.00	0	0.00	0	0	0	242,779	242,779
53-4420-0290 RB VCBF Misc Renovation	0	0.00	0	0.00	0	0	0	13,000	13,000
53-4420-1500 RB Pre-season Athletic Meals	0	0.00	0	0.00	0	0	0	20,000	20,000
53-4420-2000 RB Workers Compensation	0	0.00	0	0.00	17,835	0	17,835	0	17,835
53-4420-2100 RB Unemployment Compensation	0	0.00	0	0.00	5,000	0	5,000	0	5,000
53-4420-2300 RB Athletics Tailgate Meals	0	0.00	0	0.00	0	0	0	5,000	5,000
53-4420-2400 RB-Spirit Squad	0	0.00	0	0.00	0	0	0	14,300	14,300
53-4420-4000 RB-Food Service Expense	0	0.00	0	0.00	0	0	0	4,847,000	4,847,000
53-4420-4100 RB-Principle & Interest Payments	0	0.00	0	0.00	0	0	0	2,028,496	2,028,496
53-4420-8101 Wellness Center Operations	0	0.00	0	0.61	0	0	0	0	0
53-4420-8102 Wellness Center Facilities O & M	0	0.00	0	1.00	0	0	0	0	0
53-4470-0100 RB Office of Equity and Compliance	0	0.00	76,144	1.10	23,004	0	99,148	0	99,148
<b>TOTAL</b>	<b>0</b>	<b>0.00</b>	<b>76,144</b>	<b>2.71</b>	<b>45,839</b>	<b>0</b>	<b>121,983</b>	<b>7,171,359</b>	<b>7,293,342</b>
<b>SUB PROGRAM TOTAL</b>	<b>0</b>	<b>0</b>	<b>983,651</b>	<b>19</b>	<b>483,249</b>	<b>0</b>	<b>1,466,900</b>	<b>7,896,249</b>	<b>9,363,149</b>

**SUBPROGRAM #/NAME: 74 Agency Funds**

**UNK-Federal Letter of Credit-756 Federal/Restricted**

COST OBJECT	Dollar	FACULTY	NON FACULTY		EMPLOYEE BENEFITS	PERSONAL SERVICE CREDITS	TOTAL PERSONAL SERVICES	TOTAL OPERATING EXPENSES	TOTAL
		FTE	Dollar	FTE					
54-7420-2019001 W D Ford Federal Direct Loan Pgm 18-19	0	0.00	0	0.00	0	0	0	28,000,000	28,000,000
<b>TOTAL</b>	<b>0</b>	<b>0.00</b>	<b>0</b>	<b>0.00</b>	<b>0</b>	<b>0</b>	<b>0</b>	<b>28,000,000</b>	<b>28,000,000</b>
<b>SUB PROGRAM TOTAL</b>	<b>0</b>	<b>0</b>	<b>0</b>	<b>0</b>	<b>0</b>	<b>0</b>	<b>0</b>	<b>28,000,000</b>	<b>28,000,000</b>

**SUBPROGRAM #/NAME: 77 Intercollegiate Athletics**

**UNK-State General Fund-751 State & University Generated/Unrestricted**

COST OBJECT	Dollar	FACULTY	NON FACULTY		EMPLOYEE BENEFITS	PERSONAL SERVICE CREDITS	TOTAL PERSONAL SERVICES	TOTAL OPERATING EXPENSES	TOTAL
		FTE	Dollar	FTE					
51-7701-0100 Athletics State Budget	0	0.00	1,798,854	34.21	810,128	0	2,608,982	-73,349	2,535,633
51-7701-7520 Athletics Diversity Funds	0	0.00	16,016	0.00	2,535	0	18,551	0	18,551
<b>TOTAL</b>	<b>0</b>	<b>0.00</b>	<b>1,814,870</b>	<b>34.21</b>	<b>812,663</b>	<b>0</b>	<b>2,627,533</b>	<b>-73,349</b>	<b>2,554,184</b>

**UNK-Auxiliary-759 Auxiliaries & Services/Restricted**

COST OBJECT	Dollar	FACULTY	NON FACULTY		EMPLOYEE BENEFITS	PERSONAL SERVICE CREDITS	TOTAL PERSONAL SERVICES	TOTAL OPERATING EXPENSES	TOTAL
		FTE	Dollar	FTE					
53-7701-0100 ST-Intercollegiate Athletics	0	0.00	474,710	9.69	308,944	0	783,654	518,781	1,302,435
53-7702-0100 ST-Athletics State/SET Fee Support	0	0.00	-1,850,846	0.00	-812,663	0	-2,663,509	-531,381	-3,194,890
53-7702-0200 ST-Equipment Room	0	0.00	31,120	1.00	8,998	0	40,118	0	40,118
53-7702-2501 Foun Reimb-Athletic Development Payroll	0	0.00	40,946	0.44	12,208	0	53,154	40,000	93,154
53-7702-2503 Foun Reimb-New West	0	0.00	91,233	1.45	36,603	0	127,836	0	127,836
53-7702-6002 ST-Ath Events Management	0	0.00	45,000	1.00	20,484	0	65,484	0	65,484
53-7710-0100 ST-Sports Information Office	0	0.00	49,028	1.00	13,077	0	62,105	0	62,105
53-7711-0100 ST-Strength Training	0	0.00	80,567	1.00	18,069	0	98,636	0	98,636
53-7711-0200 ST-Medical/Training Room	0	0.00	83,913	1.30	29,247	0	113,160	0	113,160
53-7712-0100 ST-Football	0	0.00	381,508	6.52	136,121	0	517,629	12,600	530,229
53-7712-0300 ST-Basketball - Men	0	0.00	150,417	2.00	51,986	0	202,403	0	202,403



COST OBJECT LISTING BY SUB PROGRAM  
2019-2020 GENERAL OPERATING BUDGET  
UNIVERSITY OF NEBRASKA AT KEARNEY

**SUBPROGRAM #/NAME: 77 Intercollegiate Athletics**

**UNK-Auxiliary-759 Auxiliaries & Services/Restricted**

COST OBJECT	Dollar	FACULTY	NON FACULTY		EMPLOYEE BENEFITS	PERSONAL SERVICE CREDITS	TOTAL PERSONAL SERVICES	TOTAL OPERATING EXPENSES	TOTAL
		FTE	Dollar	FTE					
53-7712-0400 ST-Wrestling	0	0.00	52,774	1.00	12,958	0	65,732	0	65,732
53-7712-0500 ST-Track - Men	0	0.00	45,964	1.00	21,154	0	67,118	0	67,118
53-7713-0100 ST-Volleyball	0	0.00	113,918	2.00	36,996	0	150,914	0	150,914
53-7713-0300 ST-Basketball - Women	0	0.00	106,441	1.74	32,955	0	139,396	0	139,396
53-7713-0400 ST-Track - Women	0	0.00	45,965	1.00	21,154	0	67,119	0	67,119
53-7713-0500 ST-Tennis - Women	0	0.00	50,004	1.00	24,319	0	74,323	0	74,323
53-7713-0600 ST-Softball	0	0.00	67,527	2.00	43,085	0	110,612	0	110,612
53-7713-0800 ST-Swimming	0	0.00	35,683	1.00	22,053	0	57,736	0	57,736
53-7713-1800 ST-Soccer	0	0.00	36,307	1.00	11,063	0	47,370	0	47,370
53-7799-0500 Athletics Budget - Revenue	0	0.00	0	0.00	0	0	0	391,450	391,450
<b>TOTAL</b>	<b>0</b>	<b>0.00</b>	<b>132,179</b>	<b>37.14</b>	<b>48,811</b>	<b>0</b>	<b>180,990</b>	<b>431,450</b>	<b>612,440</b>
<b>SUB PROGRAM TOTAL</b>	<b>0</b>	<b>0</b>	<b>1,947,049</b>	<b>71</b>	<b>861,474</b>	<b>0</b>	<b>2,808,523</b>	<b>358,101</b>	<b>3,166,624</b>

**SUBPROGRAM #/NAME: 98 Company Balance Sheets**

**UNK-Auxiliary-759 Auxiliaries & Services/Restricted**

COST OBJECT	Dollar	FACULTY	NON FACULTY		EMPLOYEE BENEFITS	PERSONAL SERVICE CREDITS	TOTAL PERSONAL SERVICES	TOTAL OPERATING EXPENSES	TOTAL
		FTE	Dollar	FTE					
53-9813-3100 MONA Reimbursement	0	0.00	243,862	6.15	90,229	0	334,091	12,000	346,091
<b>TOTAL</b>	<b>0</b>	<b>0.00</b>	<b>243,862</b>	<b>6.15</b>	<b>90,229</b>	<b>0</b>	<b>334,091</b>	<b>12,000</b>	<b>346,091</b>
<b>SUB PROGRAM TOTAL</b>	<b>0</b>	<b>0</b>	<b>243,862</b>	<b>6</b>	<b>90,229</b>	<b>0</b>	<b>334,091</b>	<b>12,000</b>	<b>346,091</b>

**SUBPROGRAM #/NAME: 99 Income Activity**

**UNK-State General Fund-751 Revolving/Designated**

COST OBJECT	Dollar	FACULTY	NON FACULTY		EMPLOYEE BENEFITS	PERSONAL SERVICE CREDITS	TOTAL PERSONAL SERVICES	TOTAL OPERATING EXPENSES	TOTAL
		FTE	Dollar	FTE					
52-9960-0100 SET Fee - State	0	0.00	0	0.00	0	0	0	778,000	778,000
52-9990-0200 Budget Adjustment - Institutional Admin	0	0.00	249,308	0.00	0	0	249,308	101,989	351,297
<b>TOTAL</b>	<b>0</b>	<b>0.00</b>	<b>249,308</b>	<b>0.00</b>	<b>0</b>	<b>0</b>	<b>249,308</b>	<b>879,989</b>	<b>1,129,297</b>

**UNK-Federal Letter of Credit-756 Federal/Restricted**

COST OBJECT	Dollar	FACULTY	NON FACULTY		EMPLOYEE BENEFITS	PERSONAL SERVICE CREDITS	TOTAL PERSONAL SERVICES	TOTAL OPERATING EXPENSES	TOTAL
		FTE	Dollar	FTE					
54-9990-0100 Budget Adjustment - Instruction	243,706	3.50	205,575	1.12	95,993	0	545,274	98,547	643,821
54-9990-0200 Budget Adjustment - Research	0	0.00	0	0.00	0	0	0	405,340	405,340
54-9990-0300 Budget Adjustment -Community Service	0	0.00	109,133	0.00	0	0	109,133	50,867	160,000
54-9990-0500 Budget Adjustment - Student Services	0	0.00	0	0.00	0	0	0	162,251	162,251
54-9990-0600 Budget Adjustment-Gen Admin Log Svc LTD	0	0.00	21,855	0.00	0	0	21,855	0	21,855
54-9990-0800 Budget Adjustment - Scholarship	0	0.00	0	0.00	0	0	0	10,000,000	10,000,000
54-9990-0900 Budget Adjustment-Independent Oper LTD	0	0.00	72,000	0.00	0	0	72,000	0	72,000
<b>TOTAL</b>	<b>243,706</b>	<b>3.50</b>	<b>408,563</b>	<b>1.12</b>	<b>95,993</b>	<b>0</b>	<b>748,262</b>	<b>10,717,005</b>	<b>11,465,267</b>

**UNK-Federal Grants/Contracts-757 Federal/Restricted**

COST OBJECT	Dollar	FACULTY	NON FACULTY		EMPLOYEE BENEFITS	PERSONAL SERVICE CREDITS	TOTAL PERSONAL SERVICES	TOTAL OPERATING EXPENSES	TOTAL
		FTE	Dollar	FTE					
55-9990-0100 Budget Adjustment - Instruction	119,542	3.00	0	0.00	68,136	0	187,678	78,332	266,010

COST OBJECT LISTING BY SUB PROGRAM  
 2019-2020 GENERAL OPERATING BUDGET  
 UNIVERSITY OF NEBRASKA AT KEARNEY

SUBPROGRAM #/NAME: 99 Income Activity

		TOTAL								
		119,542	3.00	0	0.00	68,136	0	187,678	78,332	266,010
UNK-Trust-Grant/Cont/Loan/End-758 Trust/Restricted										
COST OBJECT		Dollar	FACULTY FTE	NON FACULTY Dollar	FTE	EMPLOYEE BENEFITS	PERSONAL SERVICE CREDITS	TOTAL PERSONAL SERVICES	TOTAL OPERATING EXPENSES	TOTAL
56-9990-0100	Budget Adjustment - Instruction LTD	246,935	3.72	0	0.00	100,113	0	347,048	0	347,048
56-9990-0200	Budget Adjustment - Research LTD	450,077	1.20	0	0.00	90,932	0	541,009	375,000	916,009
56-9990-0300	Budget Adjustment - Public Service LTD	22,000	0.55	245,000	13.05	12,505	0	279,505	0	279,505
56-9990-0400	Budget Adjustment - Academic Support	0	0.00	0	0.00	0	0	0	23,000	23,000
56-9990-0500	Budget Adj-Student Services	0	0.00	0	0.00	0	0	0	64,000	64,000
57-9990-0000	Budget Adjustment-Agency YTD	0	0.00	0	0.00	0	0	0	7,784,027	7,784,027
57-9990-0100	Budget Adjustment - Instruction YTD	94,242	1.03	0	0.00	31,815	0	126,057	257,565	383,622
57-9990-0300	Budget Adjustment-Public Service YTD	0	0.00	39,140	0.50	0	0	39,140	102,000	141,140
57-9990-0460	Budget Adjustment - Acad Admin YTD	16,288	0.30	0	0.00	7,499	0	23,787	83,088	106,875
57-9990-0620	Budget Adjustment - Fin Mgmt/Oper YTD	0	0.00	0	0.00	0	0	0	70,323	70,323
57-9990-0700	Budget Adjustment-Physical Plant YTD	0	0.00	0	0.00	0	0	0	2,000	2,000
57-9990-0800	Budget Adjustment - Scholarship YTD	0	0.00	0	0.00	0	0	0	2,405,000	2,405,000
<b>TOTAL</b>		<b>829,542</b>	<b>6.80</b>	<b>284,140</b>	<b>13.55</b>	<b>242,864</b>	<b>0</b>	<b>1,356,546</b>	<b>11,166,003</b>	<b>12,522,549</b>
<b>SUB PROGRAM TOTAL</b>		<b>1,192,790</b>	<b>13</b>	<b>942,011</b>	<b>15</b>	<b>406,993</b>	<b>0</b>	<b>2,541,794</b>	<b>22,841,329</b>	<b>25,383,123</b>

COST OBJECT LISTING BY SUB PROGRAM  
2019-2020 GENERAL OPERATING BUDGET  
UNIVERSITY OF NEBRASKA  
EXCLUDING ITS

**SUBPROGRAM #/NAME: 30 Distance Education**

**UNCA-State General Fund-781 Revolving/Designated**

COST OBJECT	Dollar	FACULTY	NON FACULTY		EMPLOYEE BENEFITS	PERSONAL SERVICE CREDITS	TOTAL PERSONAL SERVICES	TOTAL OPERATING EXPENSES	TOTAL
		FTE	Dollar	FTE					
92-3014-0001 ISHS Admin & Instruction	0	0.00	656,192	10.50	186,578	0	842,770	656,815	1,499,585
92-3014-1001 ISHS-Materials	0	0.00	0	0.00	0	0	0	22,000	22,000
92-3014-1002 ISHS-Marketing & Promotion	0	0.00	236,768	5.00	67,322	0	304,090	209,832	513,922
92-3014-1003 ISHS Curriculum Team	0	0.00	233,945	4.80	66,519	0	300,464	64,449	364,913
92-3014-1004 EEO ISHS-Ready Minds	0	0.00	207,902	5.00	59,114	0	267,016	56,934	323,950
<b>TOTAL</b>	<b>0</b>	<b>0.00</b>	<b>1,334,807</b>	<b>25.30</b>	<b>379,533</b>	<b>0</b>	<b>1,714,340</b>	<b>1,010,030</b>	<b>2,724,370</b>
<b>SUB PROGRAM TOTAL</b>	<b>0</b>	<b>0</b>	<b>1,334,807</b>	<b>25</b>	<b>379,533</b>	<b>0</b>	<b>1,714,340</b>	<b>1,010,030</b>	<b>2,724,370</b>

**SUBPROGRAM #/NAME: 31 EPSCoR**

**UNCA-State General Fund-781 State & University Generated/Unrestricted**

COST OBJECT	Dollar	FACULTY	NON FACULTY		EMPLOYEE BENEFITS	PERSONAL SERVICE CREDITS	TOTAL PERSONAL SERVICES	TOTAL OPERATING EXPENSES	TOTAL
		FTE	Dollar	FTE					
91-3101-0100 Epscor	0	0.00	81,809	0.95	21,025	0	102,834	212,457	315,291
91-3101-0200 Epscor Non-Match	0	0.00	0	0.00	0	0	0	100,000	100,000
<b>TOTAL</b>	<b>0</b>	<b>0.00</b>	<b>81,809</b>	<b>0.95</b>	<b>21,025</b>	<b>0</b>	<b>102,834</b>	<b>312,457</b>	<b>415,291</b>

**UNCA-Federal Advance-787 Federal/Restricted**

COST OBJECT	Dollar	FACULTY	NON FACULTY		EMPLOYEE BENEFITS	PERSONAL SERVICE CREDITS	TOTAL PERSONAL SERVICES	TOTAL OPERATING EXPENSES	TOTAL
		FTE	Dollar	FTE					
95-3101-0050001 NSF EPSCoR RII Track 1 CRR1	0	0.00	327,236	3.80	98,607	0	425,843	1,574,157	2,000,000
<b>TOTAL</b>	<b>0</b>	<b>0.00</b>	<b>327,236</b>	<b>3.80</b>	<b>98,607</b>	<b>0</b>	<b>425,843</b>	<b>1,574,157</b>	<b>2,000,000</b>
<b>SUB PROGRAM TOTAL</b>	<b>0</b>	<b>0</b>	<b>409,045</b>	<b>5</b>	<b>119,632</b>	<b>0</b>	<b>528,677</b>	<b>1,886,614</b>	<b>2,415,291</b>

**SUBPROGRAM #/NAME: 32 Research Initiative**

**UNCA-State General Fund-781 State & University Generated/Unrestricted**

COST OBJECT	Dollar	FACULTY	NON FACULTY		EMPLOYEE BENEFITS	PERSONAL SERVICE CREDITS	TOTAL PERSONAL SERVICES	TOTAL OPERATING EXPENSES	TOTAL
		FTE	Dollar	FTE					
91-3201-0100 Nebraska Research Initiative	0	0.00	0	0.00	0	0	0	11,320,848	11,320,848
91-3201-0105 Export Control	0	0.00	66,300	0.50	17,039	0	83,339	0	83,339
<b>TOTAL</b>	<b>0</b>	<b>0.00</b>	<b>66,300</b>	<b>0.50</b>	<b>17,039</b>	<b>0</b>	<b>83,339</b>	<b>11,320,848</b>	<b>11,404,187</b>
<b>SUB PROGRAM TOTAL</b>	<b>0</b>	<b>0</b>	<b>66,300</b>	<b>1</b>	<b>17,039</b>	<b>0</b>	<b>83,339</b>	<b>11,320,848</b>	<b>11,404,187</b>

**SUBPROGRAM #/NAME: 33 Facilities Management & Planning**

**UNCA-State General Fund-781 State & University Generated/Unrestricted**

COST OBJECT	Dollar	FACULTY	NON FACULTY		EMPLOYEE BENEFITS	PERSONAL SERVICE CREDITS	TOTAL PERSONAL SERVICES	TOTAL OPERATING EXPENSES	TOTAL
		FTE	Dollar	FTE					
91-3301-0100 Def Repair & Maint Fund	0	0.00	0	0.00	0	0	0	11,000,000	11,000,000
91-3304-0001 Facilities Admin Salaries	0	0.00	100,000	0.50	25,700	0	125,700	0	125,700
91-3304-1001 Management Salaries	0	0.00	206,165	1.50	52,984	0	259,149	0	259,149
91-3316-0001 Physical Planning Real Estate	0	0.00	590,745	6.60	154,112	0	744,857	3,294	748,151
<b>TOTAL</b>	<b>0</b>	<b>0.00</b>	<b>896,910</b>	<b>8.60</b>	<b>232,796</b>	<b>0</b>	<b>1,129,706</b>	<b>11,003,294</b>	<b>12,133,000</b>

COST OBJECT LISTING BY SUB PROGRAM  
 2019-2020 GENERAL OPERATING BUDGET  
 UNIVERSITY OF NEBRASKA  
 EXCLUDING ITS

**SUBPROGRAM #/NAME: 33 Facilities Management & Planning**

**UNCA-State General Fund-781 Revolving/Designated**

COST OBJECT	Dollar	FACULTY	NON FACULTY		EMPLOYEE BENEFITS	PERSONAL SERVICE CREDITS	TOTAL PERSONAL SERVICES	TOTAL OPERATING EXPENSES	TOTAL
		FTE	Dollar	FTE					
92-3305-0001 Facilities Planning & Const	0	0.00	3,566,181	48.25	991,766	0	4,557,947	-282,317	4,275,630
<b>TOTAL</b>	<b>0</b>	<b>0.00</b>	<b>3,566,181</b>	<b>48.25</b>	<b>991,766</b>	<b>0</b>	<b>4,557,947</b>	<b>-282,317</b>	<b>4,275,630</b>
<b>SUB PROGRAM TOTAL</b>	<b>0</b>	<b>0</b>	<b>4,463,091</b>	<b>57</b>	<b>1,224,562</b>	<b>0</b>	<b>5,687,653</b>	<b>10,720,977</b>	<b>16,408,630</b>

**SUBPROGRAM #/NAME: 41 System Administration**

**UNCA-State General Fund-781 State & University Generated/Unrestricted**

COST OBJECT	Dollar	FACULTY	NON FACULTY		EMPLOYEE BENEFITS	PERSONAL SERVICE CREDITS	TOTAL PERSONAL SERVICES	TOTAL OPERATING EXPENSES	TOTAL
		FTE	Dollar	FTE					
91-4101-0200 Board of Regents	0	0.00	212,402	1.75	54,586	0	266,988	46,500	313,488
91-4105-0100 President's Office	0	0.00	1,841,466	6.75	330,327	0	2,171,793	160,000	2,331,793
91-4105-0200 Equipment & Related Exp	0	0.00	0	0.00	0	0	0	50,000	50,000
91-4105-1200 President Market/Equity Salary Pool	0	0.00	250,000	0.00	0	0	250,000	0	250,000
91-4105-1400 Internal Audit & Advisory Services	0	0.00	857,681	9.00	201,211	0	1,058,892	166,688	1,225,580
91-4105-1403 Budget Resp Team Savings	0	0.00	1,543,801	0.00	0	0	1,543,801	0	1,543,801
91-4110-0100 University Affairs	0	0.00	1,014,752	10.00	260,791	0	1,275,543	57,000	1,332,543
91-4110-0200 Federal Relations	0	0.00	74,725	1.00	19,204	0	93,929	0	93,929
91-4115-0100 Law Library	0	0.00	0	0.00	0	0	0	25,000	25,000
91-4115-0200 Vice President & General Counsel	0	0.00	1,800,649	14.50	363,843	0	2,164,492	37,000	2,201,492
91-4120-0100 Executive Vice President and Provost	0	0.00	2,161,974	16.00	555,628	0	2,717,602	81,000	2,798,602
91-4120-0130 International Affairs Expenses	0	0.00	0	0.00	0	0	0	40,000	40,000
91-4120-0150 Institutional Research	0	0.00	0	0.00	0	0	0	50,000	50,000
91-4125-0100 Vice President for Business & Finance	0	0.00	1,297,019	8.85	562,765	0	1,859,784	97,000	1,956,784
91-4125-0170 Human Resources	0	0.00	318,298	3.00	80,017	0	398,315	10,000	408,315
91-4125-0180 Bond Financing	0	0.00	500,000	0.00	0	0	500,000	0	500,000
91-4125-0300 Printing & Related Exp	0	0.00	0	0.00	0	0	0	30,000	30,000
91-4125-0400 Insur Redistribution	0	0.00	0	0.00	0	0	0	40,000	40,000
91-4125-0500 Building Operations	0	0.00	0	0.00	0	0	0	155,000	155,000
91-4125-0600 Workers Compensation	0	0.00	0	0.00	47,911	0	47,911	0	47,911
91-4130-0500 Memberships & Dues	0	0.00	0	0.00	0	0	0	75,000	75,000
91-4130-0600 Consultant Services	0	0.00	0	0.00	0	0	0	200,000	200,000
91-4130-1100 General Operations	0	0.00	0	0.00	0	0	0	800,000	800,000
91-4130-1120 UNCA Student Wages	0	0.00	10,400	0.50	0	0	10,400	0	10,400
91-4130-1130 UNCA Student Interns	0	0.00	15,600	0.50	0	0	15,600	0	15,600
<b>TOTAL</b>	<b>0</b>	<b>0.00</b>	<b>11,898,767</b>	<b>71.85</b>	<b>2,476,283</b>	<b>0</b>	<b>14,375,050</b>	<b>2,120,188</b>	<b>16,495,238</b>

**UNCA-Trust-Grant/Cont/Loan/End-788 Trust/Restricted**

COST OBJECT	Dollar	FACULTY	NON FACULTY		EMPLOYEE BENEFITS	PERSONAL SERVICE CREDITS	TOTAL PERSONAL SERVICES	TOTAL OPERATING EXPENSES	TOTAL
		FTE	Dollar	FTE					
96-4125-0022001 UTDC	0	0.00	45,900	0.50	11,981	0	57,881	192,119	250,000
<b>TOTAL</b>	<b>0</b>	<b>0.00</b>	<b>45,900</b>	<b>0.50</b>	<b>11,981</b>	<b>0</b>	<b>57,881</b>	<b>192,119</b>	<b>250,000</b>
<b>SUB PROGRAM TOTAL</b>	<b>0</b>	<b>0</b>	<b>11,944,667</b>	<b>72</b>	<b>2,488,264</b>	<b>0</b>	<b>14,432,931</b>	<b>2,312,307</b>	<b>16,745,238</b>

**SUBPROGRAM #/NAME: 42 Nebraska Student Information System**

COST OBJECT LISTING BY SUB PROGRAM  
 2019-2020 GENERAL OPERATING BUDGET  
 UNIVERSITY OF NEBRASKA  
 EXCLUDING ITS

**SUBPROGRAM #/NAME: 42 Nebraska Student Information System**

**-740 State & University Generated/Unrestricted**

COST OBJECT	Dollar	FACULTY	NON FACULTY		EMPLOYEE BENEFITS	PERSONAL SERVICE CREDITS	TOTAL PERSONAL SERVICES	TOTAL OPERATING EXPENSES	TOTAL
		FTE	Dollar	FTE					
91-4201-0200 Project Management	0	0.00	0	0.00	0	0	0	1,433,030	1,433,030
<b>TOTAL</b>	<b>0</b>	<b>0.00</b>	<b>0</b>	<b>0.00</b>	<b>0</b>	<b>0</b>	<b>0</b>	<b>1,433,030</b>	<b>1,433,030</b>

**UNCA-State General Fund-781 State & University Generated/Unrestricted**

COST OBJECT	Dollar	FACULTY	NON FACULTY		EMPLOYEE BENEFITS	PERSONAL SERVICE CREDITS	TOTAL PERSONAL SERVICES	TOTAL OPERATING EXPENSES	TOTAL
		FTE	Dollar	FTE					
91-4210-0100 SIS ASG Team	0	0.00	744,180	8.75	191,254	0	935,434	90,475	1,025,909
91-4210-0110 SIS Basis Team	0	0.00	1,003,019	11.50	257,775	0	1,260,794	0	1,260,794
<b>TOTAL</b>	<b>0</b>	<b>0.00</b>	<b>1,747,199</b>	<b>20.25</b>	<b>449,029</b>	<b>0</b>	<b>2,196,228</b>	<b>90,475</b>	<b>2,286,703</b>
<b>SUB PROGRAM TOTAL</b>	<b>0</b>	<b>0</b>	<b>1,747,199</b>	<b>20</b>	<b>449,029</b>	<b>0</b>	<b>2,196,228</b>	<b>1,523,505</b>	<b>3,719,733</b>

**SUBPROGRAM #/NAME: 45 SAP Activity**

**UNCA-State General Fund-781 State & University Generated/Unrestricted**

COST OBJECT	Dollar	FACULTY	NON FACULTY		EMPLOYEE BENEFITS	PERSONAL SERVICE CREDITS	TOTAL PERSONAL SERVICES	TOTAL OPERATING EXPENSES	TOTAL
		FTE	Dollar	FTE					
91-4510-0100 SAP Functional	0	0.00	1,039,113	12.00	267,052	0	1,306,165	0	1,306,165
91-4510-0110 SAP Technical	0	0.00	1,265,971	14.00	325,355	0	1,591,326	0	1,591,326
91-4510-0200 SAP Travel/Training	0	0.00	0	0.00	0	0	0	15,000	15,000
91-4510-0350 SAP Software Maintenance	0	0.00	0	0.00	0	0	0	1,142,879	1,142,879
91-4510-0600 SAP Administration	0	0.00	0	0.00	0	0	0	150,000	150,000
<b>TOTAL</b>	<b>0</b>	<b>0.00</b>	<b>2,305,084</b>	<b>26.00</b>	<b>592,407</b>	<b>0</b>	<b>2,897,491</b>	<b>1,307,879</b>	<b>4,205,370</b>
<b>SUB PROGRAM TOTAL</b>	<b>0</b>	<b>0</b>	<b>2,305,084</b>	<b>26</b>	<b>592,407</b>	<b>0</b>	<b>2,897,491</b>	<b>1,307,879</b>	<b>4,205,370</b>

**SUBPROGRAM #/NAME: 46 General Administration**

**UNCA-State General Fund-781 State & University Generated/Unrestricted**

COST OBJECT	Dollar	FACULTY	NON FACULTY		EMPLOYEE BENEFITS	PERSONAL SERVICE CREDITS	TOTAL PERSONAL SERVICES	TOTAL OPERATING EXPENSES	TOTAL
		FTE	Dollar	FTE					
91-4610-0400 Marketing	0	0.00	0	0.00	0	0	0	272,000	272,000
91-4620-2200 P-16 Initiative	0	0.00	0	0.00	0	0	0	50,000	50,000
91-4620-2201 P-16 Initiative State	0	0.00	0	0.00	0	0	0	100,000	100,000
91-4620-2400 System Managed POE	0	0.00	453,000	0.00	0	0	453,000	0	453,000
91-4625-0130 ARDC Remediation	0	0.00	0	1.05	0	0	0	0	0
91-4625-0400 Self Insurance	0	0.00	0	0.00	0	0	0	439,817	439,817
91-4625-0700 Das Accounting Services	0	0.00	0	0.00	0	0	0	335,528	335,528
91-4630-0200 Intercampus Development Fund	0	0.00	0	0.00	0	0	0	2,000,000	2,000,000
91-4630-0241 LB 556 Telehealth Services	0	0.00	0	0.00	0	0	0	450,000	450,000
91-4630-0260 System Travel Office	0	0.00	61,200	1.00	15,729	0	76,929	5,000	81,929
91-4630-0270 Travel Software Maintenance Fees	0	0.00	0	0.00	0	0	0	316,000	316,000
91-4630-0280 System Benefit Office Support	0	0.00	1,600,000	0.00	0	0	1,600,000	0	1,600,000
91-4630-0300 HR/Talent/Equity Initiatives	0	0.00	0	0.00	0	0	0	150,000	150,000
91-4630-0500 Programs of Excellence	0	0.00	0	0.00	0	0	0	49,957	49,957
91-4630-0501 POE Allocations	0	0.00	0	0.00	0	0	0	3,597,357	3,597,357
<b>TOTAL</b>	<b>0</b>	<b>0.00</b>	<b>2,114,200</b>	<b>2.05</b>	<b>15,729</b>	<b>0</b>	<b>2,129,929</b>	<b>7,765,659</b>	<b>9,895,588</b>

COST OBJECT LISTING BY SUB PROGRAM  
 2019-2020 GENERAL OPERATING BUDGET  
 UNIVERSITY OF NEBRASKA  
 EXCLUDING ITS

**SUBPROGRAM #/NAME: 46 General Administration**

**UNCA-Trust-Grant/Cont/Loan/End-788 Trust/Restricted**

COST OBJECT	Dollar	FACULTY	NON FACULTY		EMPLOYEE BENEFITS	PERSONAL SERVICE CREDITS	TOTAL PERSONAL SERVICES	TOTAL OPERATING EXPENSES	TOTAL
		FTE	Dollar	FTE					
96-4620-0004001 Thompson Scholars	0	0.00	151,434	2.00	39,878	0	191,312	8,688	200,000
96-4620-0011001 Supt. Plan Evaluation	0	0.00	27,580	0.35	7,663	0	35,243	0	35,243
96-4620-0011002 Supt. Plan Evaluation - Communication	0	0.00	86,862	1.10	22,671	0	109,533	0	109,533
96-4620-0016001 NE HHS Child Care Market Rate Study	0	0.00	24,991	0.31	6,522	0	31,513	0	31,513
96-4620-0017001 BECI PDG Activity 1	0	0.00	220,797	2.00	58,059	0	278,856	15,000	293,856
96-4620-0017002 BECI PDG Activity 2	0	0.00	167,859	0.80	44,271	0	212,130	13,857	225,987
<b>TOTAL</b>	<b>0</b>	<b>0.00</b>	<b>679,523</b>	<b>6.56</b>	<b>179,064</b>	<b>0</b>	<b>858,587</b>	<b>37,545</b>	<b>896,132</b>
<b>SUB PROGRAM TOTAL</b>	<b>0</b>	<b>0</b>	<b>2,793,723</b>	<b>9</b>	<b>194,793</b>	<b>0</b>	<b>2,988,516</b>	<b>7,803,204</b>	<b>10,791,720</b>

**SUBPROGRAM #/NAME: 47 Buffett Early Childhood Institute**

**UNCA-State General Fund-781 State & University Generated/Unrestricted**

COST OBJECT	Dollar	FACULTY	NON FACULTY		EMPLOYEE BENEFITS	PERSONAL SERVICE CREDITS	TOTAL PERSONAL SERVICES	TOTAL OPERATING EXPENSES	TOTAL
		FTE	Dollar	FTE					
91-4710-0200 BECI Administration	0	0.00	918,269	4.86	235,995	0	1,154,264	299,236	1,453,500
<b>TOTAL</b>	<b>0</b>	<b>0.00</b>	<b>918,269</b>	<b>4.86</b>	<b>235,995</b>	<b>0</b>	<b>1,154,264</b>	<b>299,236</b>	<b>1,453,500</b>

**UNCA-Trust-Grant/Cont/Loan/End-788 Trust/Restricted**

COST OBJECT	Dollar	FACULTY	NON FACULTY		EMPLOYEE BENEFITS	PERSONAL SERVICE CREDITS	TOTAL PERSONAL SERVICES	TOTAL OPERATING EXPENSES	TOTAL
		FTE	Dollar	FTE					
96-4710-0100001 BECI - Operations	0	0.00	536,758	7.58	141,612	0	678,370	0	678,370
96-4720-0100001 BECI - Workforce Planning & Development	0	0.00	151,711	1.35	39,920	0	191,631	0	191,631
96-4720-0200001 BECI - Workforce Commission	0	0.00	132,182	1.65	34,500	0	166,682	0	166,682
96-4730-0100001 BECI - Program Development	0	0.00	196,199	1.60	53,494	0	249,693	0	249,693
96-4730-0200001 BECI - Program Development: Supt Plan	0	0.00	974,426	14.00	254,325	0	1,228,751	0	1,228,751
96-4750-0100001 BECI - Communications	0	0.00	282,850	3.35	73,824	0	356,674	0	356,674
96-4750-0200001 BECI - Communications: Program Developme	0	0.00	100,947	1.60	26,347	0	127,294	0	127,294
96-4750-0500001 BECI - Communications: Outreach & Educat	0	0.00	122,608	1.45	32,165	0	154,773	0	154,773
<b>TOTAL</b>	<b>0</b>	<b>0.00</b>	<b>2,497,681</b>	<b>32.58</b>	<b>656,187</b>	<b>0</b>	<b>3,153,868</b>	<b>0</b>	<b>3,153,868</b>
<b>SUB PROGRAM TOTAL</b>	<b>0</b>	<b>0</b>	<b>3,415,950</b>	<b>37</b>	<b>892,182</b>	<b>0</b>	<b>4,308,132</b>	<b>299,236</b>	<b>4,607,368</b>

**SUBPROGRAM #/NAME: 48 NU Online**

**UNCA-State General Fund-781 State & University Generated/Unrestricted**

COST OBJECT	Dollar	FACULTY	NON FACULTY		EMPLOYEE BENEFITS	PERSONAL SERVICE CREDITS	TOTAL PERSONAL SERVICES	TOTAL OPERATING EXPENSES	TOTAL
		FTE	Dollar	FTE					
91-4820-2500 NU Online Administration/Operations	0	0.00	447,512	3.99	115,011	0	562,523	23,477	586,000
91-4820-2510 NU Online Marketing/Lead Generation	0	0.00	425,025	7.50	109,230	0	534,255	1,595,745	2,130,000
91-4820-2520 NU Online Grants and Awards	0	0.00	0	0.00	0	0	0	365,000	365,000
91-4820-2530 NU Online Academic Support/Governance	0	0.00	0	0.00	0	0	0	75,000	75,000
91-4820-2540 NU Online Regulatory Compliance	0	0.00	0	0.00	0	0	0	40,000	40,000
<b>TOTAL</b>	<b>0</b>	<b>0.00</b>	<b>872,537</b>	<b>11.49</b>	<b>224,241</b>	<b>0</b>	<b>1,096,778</b>	<b>2,099,222</b>	<b>3,196,000</b>
<b>SUB PROGRAM TOTAL</b>	<b>0</b>	<b>0</b>	<b>872,537</b>	<b>11</b>	<b>224,241</b>	<b>0</b>	<b>1,096,778</b>	<b>2,099,222</b>	<b>3,196,000</b>

**SUBPROGRAM #/NAME: 97 Clearing Centers**

COST OBJECT LISTING BY SUB PROGRAM  
 2019-2020 GENERAL OPERATING BUDGET  
 UNIVERSITY OF NEBRASKA  
 EXCLUDING ITS

**SUBPROGRAM #/NAME: 97 Clearing Centers**

**UNCA-Auxiliary-789 Auxiliaries & Services/Restricted**

COST OBJECT	Dollar	FACULTY	NON FACULTY		EMPLOYEE BENEFITS	PERSONAL	TOTAL	TOTAL	TOTAL
		FTE	Dollar	FTE		SERVICE CREDITS	PERSONAL SERVICES	OPERATING EXPENSES	
93-9770-0200 Administrative Systems Clearing	0	0.00	0	0.00	0	0	0	1,000,000	1,000,000
<b>TOTAL</b>	<b>0</b>	<b>0.00</b>	<b>0</b>	<b>0.00</b>	<b>0</b>	<b>0</b>	<b>0</b>	<b>1,000,000</b>	<b>1,000,000</b>
<b>SUB PROGRAM TOTAL</b>	<b>0</b>	<b>0</b>	<b>0</b>	<b>0</b>	<b>0</b>	<b>0</b>	<b>0</b>	<b>1,000,000</b>	<b>1,000,000</b>

COST OBJECT LISTING BY SUB PROGRAM  
 2019-2020 GENERAL OPERATING BUDGET  
 UNIVERSITY OF NEBRASKA  
 INFORMATION TECHNOLOGY SERVICES

**SUBPROGRAM #/NAME: 29 Information Technology Services**

**UNCA-State General Fund-781 State & University Generated/Unrestricted**

COST OBJECT	Dollar	FACULTY	NON FACULTY		EMPLOYEE BENEFITS	PERSONAL SERVICE CREDITS	TOTAL PERSONAL SERVICES	TOTAL OPERATING EXPENSES	TOTAL
		FTE	Dollar	FTE					
91-2901-0001 ITS Department	60,863	0.40	2,094,216	12.16	610,273	0	2,765,352	2,125,924	4,891,276
91-2901-0900 ITS State-aided Budget Clearing	0	0.00	0	0.00	0	0	0	891,443	891,443
91-2905-0020 HR & Administrative Support	0	0.00	323,266	6.00	83,080	0	406,346	0	406,346
91-2905-0030 Budget & Accounting	0	0.00	431,656	8.25	110,936	0	542,592	0	542,592
91-2905-0040 Project & Portfolio Management Office	0	0.00	371,452	4.00	95,463	0	466,915	0	466,915
91-2905-0050 ITS Communications	0	0.00	59,000	1.00	15,163	0	74,163	0	74,163
91-2905-0060 IT Strategic Sourcing	0	0.00	166,194	2.00	42,711	0	208,905	0	208,905
91-2907-0001 Client Services Division	0	0.00	76,450	0.62	19,648	0	96,098	0	96,098
91-2907-0010 End User Computing	0	0.00	237,225	2.90	60,966	0	298,191	0	298,191
91-2907-0011 Endpoint Management	0	0.00	144,064	2.35	37,024	0	181,088	0	181,088
91-2907-0020 Enterprise Call Center	0	0.00	238,980	5.82	61,419	0	300,399	0	300,399
91-2907-0032 UNL Desktop Support	0	0.00	187,916	3.64	48,294	0	236,210	0	236,210
91-2907-0033 UNL HuskerTech	0	0.00	17,027	0.30	4,376	0	21,403	0	21,403
91-2907-0040 UNO User Services	0	0.00	191,209	2.50	49,140	0	240,349	0	240,349
91-2907-0050 UNK User Services	0	0.00	198,863	3.67	44,528	0	243,391	0	243,391
91-2908-0010 Identity & Access Management	0	0.00	416,706	5.00	107,095	0	523,801	0	523,801
91-2908-0020 Security	0	0.00	808,895	9.65	207,886	0	1,016,781	0	1,016,781
91-2908-0030 Enterprise Architecture	0	0.00	80,676	1.00	20,734	0	101,410	0	101,410
91-2909-0010 UNL Analytics	0	0.00	3,061	0.03	786	0	3,847	0	3,847
91-2909-0011 UNL Applications & Development	0	0.00	380,484	5.22	97,784	0	478,268	0	478,268
91-2909-0020 UNL SIS Application & Development	0	0.00	790,226	9.00	203,088	0	993,314	0	993,314
91-2909-0030 UNO Applications & Development	0	0.00	807,811	9.75	208,961	0	1,016,772	0	1,016,772
91-2909-0040 UNK Applications & Development	0	0.00	192,446	2.54	49,458	0	241,904	0	241,904
91-2910-0001 Infrastructure Division	0	0.00	24,583	0.50	6,319	0	30,902	0	30,902
91-2910-0002 Infrastructure IANR	0	0.00	0	0.00	0	0	0	210,882	210,882
91-2910-0030 Data Center	0	0.00	52,168	1.00	13,406	0	65,574	0	65,574
91-2910-0031 Data Center Facility	0	0.00	37,890	1.00	9,738	0	47,628	0	47,628
91-2910-0033 Data Center Printing	0	0.00	46,000	1.00	0	0	46,000	0	46,000
91-2910-0040 Disaster Mitigation	0	0.00	97,763	1.00	25,126	0	122,889	0	122,889
91-2910-0050 Monitoring	0	0.00	248,081	3.39	56,663	0	304,744	0	304,744
91-2910-0060 Network Engineering	0	0.00	1,122,026	14.00	288,361	0	1,410,387	0	1,410,387
91-2910-0070 Network Operations	0	0.00	407,593	6.21	104,751	0	512,344	0	512,344
91-2910-0080 Systems	0	0.00	1,244,224	15.03	319,765	0	1,563,989	0	1,563,989
91-2911-0010 UNL Academic Technologies	0	0.00	118,378	1.59	30,423	0	148,801	0	148,801
91-2911-0011 UNL Acad Tech GP Maint	0	0.00	0	0.00	0	0	0	11,000	11,000
91-2911-0030 UNL Digital Learning Center	0	0.00	38,977	0.74	10,016	0	48,993	0	48,993
91-2911-0040 UNO Academic Technologies	0	0.00	160,912	1.50	41,355	0	202,267	0	202,267
91-2911-0050 UNK Academic Technologies	0	0.00	33,203	0.49	8,533	0	41,736	0	41,736
91-2912-0001 Enterprise Services Div	0	0.00	351,618	4.00	90,366	0	441,984	0	441,984
91-2912-0002 Web Application & Support	0	0.00	393,501	5.51	101,131	0	494,632	0	494,632
<b>TOTAL</b>	<b>60,863</b>	<b>0.40</b>	<b>12,594,740</b>	<b>154.37</b>	<b>3,284,766</b>	<b>0</b>	<b>15,940,369</b>	<b>3,239,249</b>	<b>19,179,618</b>

**UNCA-State General Fund-781 Revolving/Designated**

COST OBJECT	Dollar	FACULTY	NON FACULTY		EMPLOYEE BENEFITS	PERSONAL SERVICE CREDITS	TOTAL PERSONAL SERVICES	TOTAL OPERATING EXPENSES	TOTAL
		FTE	Dollar	FTE					
92-2901-0001 IT Conference Administration	0	0.00	0	0.00	0	0	0	28,000	28,000
92-2901-0002 ITS Administrative Assessment	0	0.00	0	0.00	0	0	0	158,697	158,697
92-2901-0010 Student Tech Fees UNL	0	0.00	443,600	0.00	126,132	0	569,732	3,621,359	4,191,091
92-2901-0011 Student Tech Fees UNO	0	0.00	96,800	8.61	27,524	0	124,324	625,681	750,005
92-2901-0012 Student Tech Fees UNK	0	0.00	0	0.00	0	0	0	425,583	425,583



COST OBJECT LISTING BY SUB PROGRAM  
 2019-2020 GENERAL OPERATING BUDGET  
 UNIVERSITY OF NEBRASKA  
 INFORMATION TECHNOLOGY SERVICES

**SUBPROGRAM #/NAME: 29 Information Technology Services**

**UNCA-State General Fund-781 Revolving/Designated**

COST OBJECT	Dollar	FACULTY	NON FACULTY		EMPLOYEE BENEFITS	PERSONAL SERVICE CREDITS	TOTAL PERSONAL SERVICES	TOTAL OPERATING EXPENSES	TOTAL	
		FTE	Dollar	FTE						
92-2901-0020	Distance Education Fees UNL	0	0.00	0	0.00	0	0	520,530	520,530	
92-2901-0021	Distance Education Fees UNO	0	0.00	209,553	3.00	59,584	0	269,137	430,863	
92-2907-0011	Client Services Service Center	0	0.00	34,832	0.50	9,904	0	44,736	381,435	
92-2907-0012	End User Computing Service Center	0	0.00	157,997	2.10	44,925	0	202,922	0	
92-2907-0014	End User Computing STF UNL	0	0.00	4,062	0.05	1,154	0	5,216	0	
92-2907-0015	End User Computing STF UNO	0	0.00	47,109	1.00	13,395	0	60,504	0	
92-2907-0016	End User Computing STF UNK	0	0.00	10,298	0.20	2,928	0	13,226	0	
92-2907-0026	Enterprise Call Center DE Fee UNL	0	0.00	6,463	0.19	1,837	0	8,300	0	
92-2907-0030	UNL Desktop Supp Service Center	0	0.00	835,609	18.21	237,594	0	1,073,203	0	
92-2907-0035	UNL HuskerTech STF	0	0.00	133,376	3.20	37,924	0	171,300	0	
92-2907-0040	UNO User Services STF	0	0.00	386,745	6.57	109,964	0	496,709	0	
92-2907-0050	UNK User Services STF	0	0.00	55,045	1.18	17,231	0	72,276	0	
92-2908-0012	Identity & Access Mgmt STF UNO	0	0.00	49,892	1.00	14,187	0	64,079	0	
92-2908-0021	Security Student Tech Fees UNL	0	0.00	69,658	1.00	19,806	0	89,464	0	
92-2908-0022	Security Student Tech Fees UNO	0	0.00	109,000	1.57	30,993	0	139,993	0	
92-2908-0023	Security Student Tech Fees UNK	0	0.00	15,719	0.25	4,471	0	20,190	0	
92-2908-0025	Security Distance Education Fees UNL	0	0.00	13,290	0.16	3,779	0	17,069	0	
92-2909-0011	UNL Applications & Development SC	0	0.00	521,060	7.89	148,155	0	669,215	139,711	
92-2909-0031	UNO Applications & Development STF	0	0.00	28,534	0.44	9,025	0	37,559	0	
92-2909-0040	UNK Applications & Development STF	0	0.00	145,818	1.93	41,462	0	187,280	0	
92-2910-0010	Infrastructure Service Center	0	0.00	377,321	4.49	103,761	0	481,082	3,272,831	
92-2910-0013	Infrastructure - Network Engineering SC	0	0.00	55,158	1.00	15,684	0	70,842	0	
92-2910-0014	Infrastructure - Network Operations SC	0	0.00	146,158	2.19	41,558	0	187,716	0	
92-2910-0016	Infrastructure - Net Ops (wirepulls) SC	0	0.00	88,250	2.00	25,092	0	113,342	0	
92-2910-0017	Infrastructure - Systems (storage) SC	0	0.00	84,130	1.25	23,922	0	108,052	0	
92-2910-0022	Infrastructure STF UNO	0	0.00	138,965	1.25	39,514	0	178,479	0	
92-2910-0070	Network Operations STF UNL	0	0.00	48,215	1.00	13,709	0	61,924	0	
92-2910-0072	Network Operations STF UNK	0	0.00	19,408	0.25	5,518	0	24,926	0	
92-2910-0073	Network Operations DE Fee UNL	0	0.00	25,983	0.50	7,388	0	33,371	0	
92-2910-0080	Systems STF UNL	0	0.00	35,046	0.50	9,965	0	45,011	0	
92-2910-0081	Systems STF UNO	0	0.00	114,096	1.50	32,442	0	146,538	0	
92-2910-0082	Systems STF UNK	0	0.00	40,607	0.47	11,547	0	52,154	0	
92-2910-0090	Telecommunications SC	0	0.00	837,189	12.86	240,780	0	1,077,969	3,739,051	
92-2910-0092	Telecommunications SC - Operator Service	0	0.00	224,418	6.31	63,809	0	288,227	0	
92-2911-0010	UNL Acad Tech STF	0	0.00	239,452	3.92	68,086	0	307,538	0	
92-2911-0012	UNL AT - Learn/Acad STF	0	0.00	37,649	1.00	10,706	0	48,355	0	
92-2911-0013	UNL Acad Tech DE Fee	0	0.00	136,047	2.18	38,683	0	174,730	0	
92-2911-0020	UNL Classroom Build & Design SC	0	0.00	278,123	5.09	79,082	0	357,205	69,605	
92-2911-0030	UNL Digital Learning Center Scanning SC	0	0.00	0	0.00	0	0	0	14,000	
92-2911-0032	UNL Digital Learning Center STF	0	0.00	62,368	1.16	17,733	0	80,101	0	
92-2911-0040	UNO Academic Technologies STF	0	0.00	176,071	2.50	50,063	0	226,134	0	
92-2911-0050	UNK Academic Technologies STF	0	0.00	134,329	1.87	38,195	0	172,524	0	
<b>TOTAL</b>		<b>0</b>	<b>0.00</b>	<b>6,673,443</b>	<b>112.33</b>	<b>1,899,211</b>	<b>0</b>	<b>8,572,654</b>	<b>13,427,346</b>	<b>22,000,000</b>

**UNCA-State General Fund-781 Cash & Student Contracts/Designated**

COST OBJECT	Dollar	FACULTY	NON FACULTY		EMPLOYEE BENEFITS	PERSONAL SERVICE CREDITS	TOTAL PERSONAL SERVICES	TOTAL OPERATING EXPENSES	TOTAL	
		FTE	Dollar	FTE						
91-2910-0003	Network Nebraska	0	0.00	180,434	1.00	44,566	0	225,000	375,000	600,000
<b>TOTAL</b>		<b>0</b>	<b>0.00</b>	<b>180,434</b>	<b>1.00</b>	<b>44,566</b>	<b>0</b>	<b>225,000</b>	<b>375,000</b>	<b>600,000</b>

COST OBJECT LISTING BY SUB PROGRAM  
 2019-2020 GENERAL OPERATING BUDGET  
 UNIVERSITY OF NEBRASKA  
 INFORMATION TECHNOLOGY SERVICES

**SUBPROGRAM #/NAME: 29 Information Technology Services**

**UNCA-Auxiliary-789 Auxiliaries & Services/Restricted**

COST OBJECT	Dollar	FACULTY	NON FACULTY		EMPLOYEE BENEFITS	PERSONAL	TOTAL	TOTAL	TOTAL
		FTE	Dollar	FTE		SERVICE CREDITS	PERSONAL SERVICES	OPERATING EXPENSES	
93-2906-0001 Computer Sales	0	0.00	126,753	1.80	29,195	0	155,948	1,391,052	1,547,000
93-2906-0002 Cell Phones Sales	0	0.00	254,458	5.00	58,612	0	313,070	5,339,070	5,652,140
93-2907-0030 UNL Computer Repair Service Center	0	0.00	59,410	1.40	13,685	0	73,095	45,905	119,000
93-2907-0040 UNO User Services	0	0.00	0	0.00	0	0	0	5,000	5,000
93-2910-0063 Network Engineering Greek Net	0	0.00	0	0.00	0	0	0	18,000	18,000
93-2911-0011 UNL AT EquipCheckout	0	0.00	0	0.00	0	0	0	16,000	16,000
93-2911-0040 UNO Acad Tech-Print	0	0.00	0	0.00	0	0	0	20,000	20,000
93-2911-0051 UNK Computer Sales	0	0.00	18,580	0.40	4,280	0	22,860	0	22,860
<b>TOTAL</b>	<b>0</b>	<b>0.00</b>	<b>459,201</b>	<b>8.60</b>	<b>105,772</b>	<b>0</b>	<b>564,973</b>	<b>6,835,027</b>	<b>7,400,000</b>
<b>SUB PROGRAM TOTAL</b>	<b>60,863</b>	<b>0</b>	<b>19,907,818</b>	<b>276</b>	<b>5,334,315</b>	<b>0</b>	<b>25,302,996</b>	<b>23,876,622</b>	<b>49,179,618</b>