

Fiscal Year 2023-2024

General Operating Budget

UNIVERSITY OF
Nebraska



University of Nebraska
General Operating Budget
Fiscal Year 2023-2024

As of July 1, 2023

(This page left blank intentionally)

Preface

FUNDING CATEGORIES

The University of Nebraska's operating budget is supported from a variety of funding sources, which have been categorized as unrestricted, designated, or restricted. The unrestricted budget supports the instruction, research and public service missions of the University of Nebraska; the designated and restricted budget includes grants, contracts, auxiliary operations and other funds classified for a specific use by University policy or practice.

The data presented in this document segregates the budgets by funding source in the following manner:

<u>Unrestricted</u>	<u>Designated and/or Restricted</u>					
<u>State and</u>						
<u>University</u>				<u>Auxiliaries</u>		
<u>Generated</u>	<u>Cash</u>	<u>Revolving</u>	<u>Federal</u>	<u>and Services</u>	<u>Trust</u>	<u>Total</u>

Unrestricted

State- and University-Generated

The Unrestricted Budget (also referred to as the State-Aided budget) supports the instruction, research and public service missions of the University of Nebraska and is funded from state appropriations, university-generated cash funds and federal funds.

University-generated cash funds include tuition, some student fees (application, registration, late payment, graduation processing), investment income and a small amount of other miscellaneous cash revenues.

Federal funds that support the Unrestricted budget are those specifically identified in the Hatch and Smith-Lever Acts for activities at the Institute of Agriculture and Natural Resources (IANR). The Hatch Act supports Research activity on a project-by-project basis and includes such things as swine breeding and beef physiology. The Smith Lever Act supports Public Service activity, such as extension educators.

Designated and/or Restricted

Cash

Designated cash includes cash generated from patient service activities at the University of Nebraska Medical Center, campus research facility and administrative cost recoveries, and research funding from the Tobacco Settlement Fund.

Revolving

Revolving revenue is generated from activities incidental to instruction, research, and public service. Examples include class and laboratory fees, proceeds from the sale of grain or livestock related to research activities, product consulting fees, video sales to students, clinics and workshops proceeds, athletic seminar fees, testing services fees, and revenue from music/theater productions.

Federal

Federal budgets include federal grants and contracts and student aid programs supported from federal funds.

Auxiliaries and Services

An auxiliary enterprise is an entity that exists to furnish goods and services to students, faculty, or staff and charge a fee directly related to its operations. Auxiliary enterprises include residence halls, food service, student unions, bookstores, etc.

Trust

The budgets supported by trust funds relate directly to nonfederal grants or contracts, nonfederal student aid programs, maintenance of student loan programs, endowment funds, and agency funds.

CAMPUS ABBREVIATIONS:

UNL	University of Nebraska-Lincoln
IANR	Institute of Agriculture and Natural Resources
NCTA	Nebraska College of Technical Agriculture
UNMC	University of Nebraska Medical Center
UNO	University of Nebraska at Omaha
UNK	University of Nebraska at Kearney
UNOP	University of Nebraska Office of the President

Unless specified otherwise, UNL includes IANR

COST CENTERS and WBS ELEMENTS

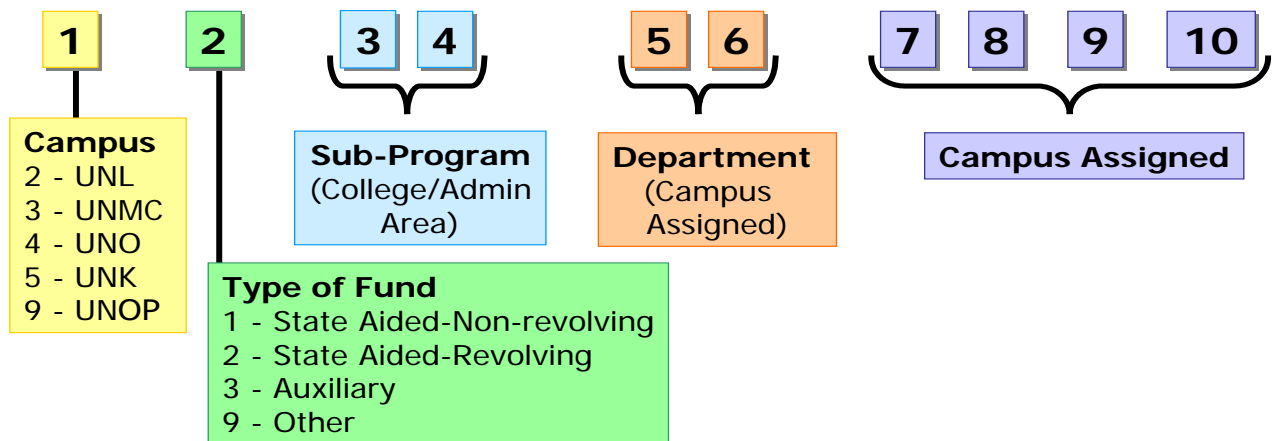
Cost centers and WBS Elements are used by the University to plan, gather, and track costs for University units and/or departments. A brief description of their structure follows:

Cost Center

A ten-digit number used to plan, gather, and track costs for a University unit or department for State Aided (revolving and non-revolving), auxiliary, and other fund types. Within a department, multiple cost centers may be set up to further break down expenses by project or activity.

Structure

Visual recognition has been built into the numbering structure. The first number represents the campus and the second number represents the fund type. The third and fourth digits represent the college or administrative area, and the fifth and sixth digits represent the department. The remaining digits represent the further breakdown of the cost center as necessary for reporting.

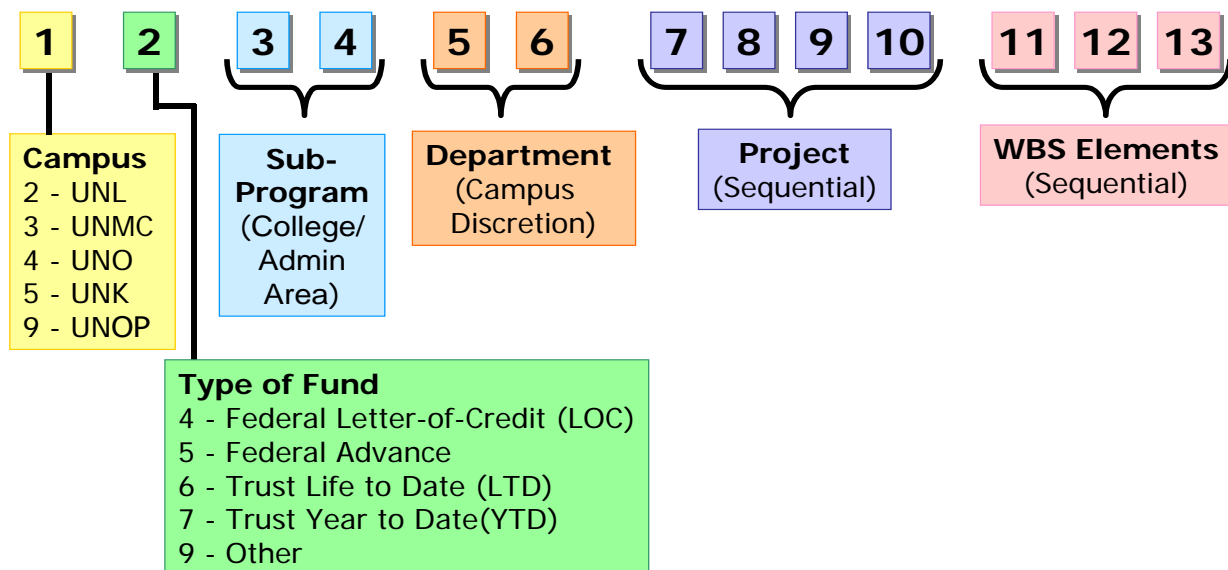


WBS Elements

A thirteen-digit number used to track costs and define the accounting structure within a project. A project can have multiple WBS elements, which can be used to segregate or breakdown the project by any criteria desired. The most common uses are for grants, subcontracts, phases of a plant project, tasks, or by faculty member for project accounting.

Structure

Visual recognition has been built into the numbering structure. The first number represents the campus and the second number represents the fund type. The third and fourth digits represent the college or administrative area, and the fifth and sixth digits represent the department. Digits seven through ten represent the project. The remaining digits represent the further breakdown of the WBS element as necessary for reporting.



(This page left blank intentionally.)

University of Nebraska (Excluding NCTA)
2023 - 2024 Budget by Funding Source

Fund	Definition	Amount
State Appropriations	State tax revenue allocated to the University	664,144,540
Unrestricted Cash - Tuition	Tuition less University remissions	357,540,198
Unrestricted Cash - Other Cash	Investment Income, application and registration fees, and other revenues	19,126,860
Designated Cash	Clinic patient revenues, Tobacco Research funds, indirect cost research incentive funds	117,850,000
Federal Funds	Provided by federal agencies for research, cooperative extension, grants and contracts, and student aid programs.	717,460,000
Revolving Funds	Self-generated from departmental sales, course and lab fees, and charges for housing, food services, etc.	868,195,000
Trust Funds	Private gifts, grants, and contracts, non-federal student aid programs, etc.	567,752,000
Totals \$		3,312,068,598

Fund Breakdown

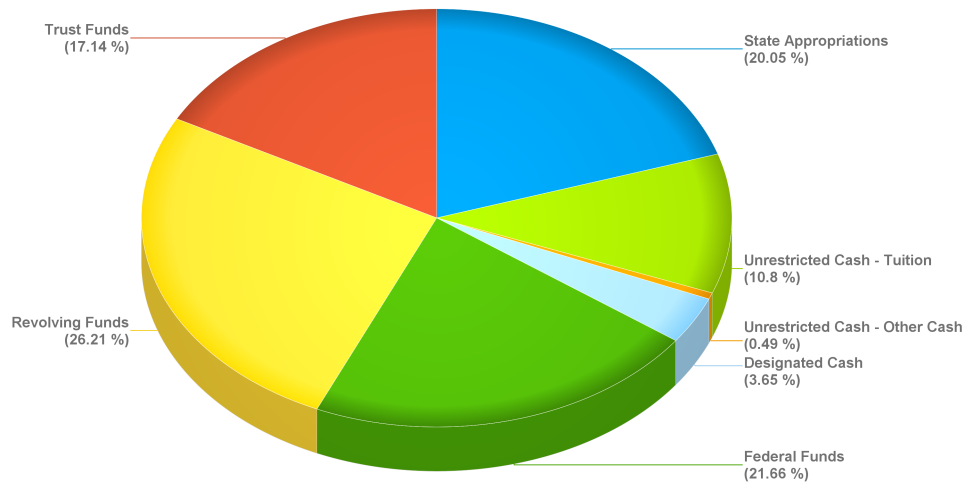


Table 6. Total Expenditures for Unrestricted State-Aided Programs, 2023-2024

	UNL	UNMC	UNO	UNK	UNOP	NCTA	TOTAL
01 Academic Affairs	16,898,996	-	1,101,901	1,562,653	-	-	19,563,550
01 Academic Affairs and Research	-	11,060,746	-	-	-	-	11,060,746
02 College of Architecture	5,044,045	-	-	-	-	-	5,044,045
03 College of Public Affairs and Community Services	-	-	14,015,426	-	-	-	14,015,426
04 College of Allied Health	-	11,795,801	-	-	-	-	11,795,801
05 College of Arts and Sciences	68,824,631	-	28,484,380	-	-	-	97,309,011
06 College of Business Administration	34,506,982	-	16,033,722	8,798,288	-	-	59,338,992
07 College of Communication, Fine Arts and Media	-	-	10,822,051	-	-	-	10,822,051
07 College of Fine and Performing Arts	14,396,881	-	-	-	-	-	14,396,881
08 College of Information Science and Technology	-	-	11,744,056	-	-	-	11,744,056
09 College of Dentistry	-	15,161,631	-	-	-	-	15,161,631
10 College of Education	-	-	14,402,831	8,670,927	-	-	23,073,758
11 College of Engineering and Technology	46,025,951	-	-	-	-	-	46,025,951
12 College of Graduate Studies	-	-	-	1,706,375	-	-	1,706,375
12 Graduate Studies	-	-	2,315,628	-	-	-	2,315,628
12 Graduate Studies and Research	-	2,545,355	-	-	-	-	2,545,355
12 Research	3,338,302	-	-	-	-	-	3,338,302
14 College of Journalism and Mass Communication	5,866,328	-	-	-	-	-	5,866,328
15 College of Law	8,739,372	-	-	-	-	-	8,739,372
16 Criss Library	-	-	3,844,057	-	-	-	3,844,057
16 McGoogan Health Sciences Library	-	3,039,584	-	-	-	-	3,039,584
16 University Libraries	11,818,406	-	-	2,665,452	-	-	14,483,858
17 College of Education and Human Sciences	22,279,889	-	-	-	-	-	22,279,889
18 College of Nursing	-	22,457,442	-	-	-	-	22,457,442
19 Eppley Research Institute	-	4,100,505	-	-	-	-	4,100,505
20 Academic Services & Enrollment Management	6,372,294	-	-	-	-	-	6,372,294
20 College of Pharmacy	-	8,004,155	-	-	-	-	8,004,155
21 Summer Sessions	-	-	3,170,369	1,469,160	-	-	4,639,529
22 Other Instruction or Research	1,028,441	4,443,030	6,382,174	1,008,993	-	-	12,862,638
23 Student Aid	8,669,000	334,000	7,768,000	3,094,000	-	-	19,865,000
24 International Programs	920,568	-	845,635	594,921	-	-	2,361,124
25 Instruction Budget Adjustments	(9,244,394)	7,801,645	-	-	-	-	(1,442,749)
26 Continuing Studies	-	-	1,304,312	-	-	-	1,304,312
26 Continuing Studies and Public Services	-	-	-	274,859	-	-	274,859
27 Television and Radio	2,006,932	-	-	-	-	-	2,006,932
28 Museums and Art Gallery	2,476,512	-	-	420,419	-	-	2,896,931
29 Academic Computing Support	-	4,074,501	-	-	-	-	4,074,501
29 Information Technology Services	-	-	-	-	20,047,642	-	20,047,642
30 Center for Transformative Teaching	48,227	-	-	-	-	-	48,227

Table 6. Total Expenditures for Unrestricted State-Aided Programs, 2023-2024

	UNL	UNMC	UNO	UNK	UNOP	NCTA	TOTAL
30 Distance Education	-	-	653,917	-	-	-	653,917
30 Rural Health Education Network	-	1,146,140	-	-	-	-	1,146,140
31 EPSCoR	-	-	-	-	415,291	-	415,291
32 Research Initiative	-	-	2	-	11,404,187	-	11,404,189
33 Facilities Management & Planning	-	-	-	-	20,843,989	-	20,843,989
33 Facilities Mgmt & Planning	45,851,247	-	-	-	-	-	45,851,247
33 Physical Plant Administration	-	20,818,894	15,575,253	8,682,108	-	-	45,076,255
34 Innovation Campus	319,000	-	-	-	-	-	319,000
35 College of Arts & Sciences	-	-	-	20,858,703	-	-	20,858,703
38 Other Plant Operations & Maintenance	-	3,999,191	-	-	-	-	3,999,191
41 Executive Administration	4,182,471	2,217,648	2,195,212	799,621	-	-	9,394,952
41 System Administration	-	-	-	-	21,430,151	-	21,430,151
42 Nebraska Student Information System	-	-	-	-	3,806,889	-	3,806,889
42 Student Affairs	-	-	-	4,876,803	-	-	4,876,803
42 Student Services	836,039	1,436,032	-	-	-	-	2,272,071
42 Student Success	-	-	6,201,710	-	-	-	6,201,710
43 Business and Finance	19,488,301	13,857,845	8,292,832	2,630,413	-	-	44,269,391
44 General Expense	13,017,035	3,689,554	1,856,015	3,886,937	-	-	22,449,541
45 SAP Activity	-	-	-	-	5,786,574	-	5,786,574
46 General Administration	-	-	-	-	24,790,641	-	24,790,641
47 Buffett Early Childhood Institute	-	-	-	-	1,453,500	-	1,453,500
48 NU Online	-	-	-	-	1,328,830	-	1,328,830
49 Procure-to-Pay (P2P)	-	-	-	-	3,089,991	-	3,089,991
51 College of Medicine	-	35,728,544	-	-	-	-	35,728,544
52 College of Medicine	-	18,288,856	-	-	-	-	18,288,856
53 College of Medicine	-	16,007,120	-	-	-	-	16,007,120
54 College of Public Health	-	11,426,424	-	-	-	-	11,426,424
58 Innovation Campus	100,925	-	-	-	-	-	100,925
61 College of Ag Sciences and Natural Resources	26,047,377	-	-	-	-	-	26,047,377
62 Agriculture Research Division	48,926,458	-	-	-	-	-	48,926,458
63 Cooperative Extension Service	28,680,748	-	-	-	-	-	28,680,748
64 NE Innovation Campus	218,029	-	-	-	-	-	218,029
65 Nebraska Forest Service	3,059,073	-	-	-	-	-	3,059,073
66 Other IANR	15,066,914	-	-	-	-	-	15,066,914
67 Nebraska College of Technical Agriculture	-	-	-	-	-	4,869,739	4,869,739
68 IANR International Programs	1,105,001	-	-	-	-	-	1,105,001
71 UNMC/Eppley Center Cancer Research & Care	-	454,159	-	-	-	-	454,159
72 CHRI	-	1,696,760	-	-	-	-	1,696,760

Table 6. Total Expenditures for Unrestricted State-Aided Programs, 2023-2024

	UNL	UNMC	UNO	UNK	UNOP	NCTA	TOTAL
77 Intercollegiate Athletics	-	-	5,892,901	3,505,063	-	-	9,397,964
79 Other Auxiliary Enterprises	25,000	-	-	-	-	-	25,000
82 Munroe-Meyer State Support	-	5,479,291	-	-	-	-	5,479,291
TOTAL Unrestricted Expenditures	456,940,981	231,064,853	162,902,384	75,505,695	114,397,685	4,869,739	1,045,681,337

Table 7: Total Expenditures for Designated/Restricted Cash Programs, 2023-2024

	UNL	UNMC	UNO	UNK	UNOP	NCTA	TOTAL
01 Academic Affairs	-	-	-	350,000	-	-	350,000
01 Academic Affairs and Research	-	844,962	-	-	-	-	844,962
04 College of Allied Health	-	2,043,944	-	-	-	-	2,043,944
05 College of Arts and Sciences	-	-	-	-	-	-	-
06 College of Business Administration	-	-	-	-	-	-	-
12 Research	5,097,885	-	-	-	-	-	5,097,885
16 University Libraries	2,000,000	-	-	-	-	-	2,000,000
17 College of Education and Human Sciences	-	-	-	-	-	-	-
22 Other Instruction or Research	-	38,500,000	5,700,124	-	-	-	44,200,124
25 Instruction Budget Adjustments	25,302,115	-	-	-	-	-	25,302,115
28 Museums and Art Gallery	-	-	-	-	-	-	-
29 Information Technology Services	-	-	-	-	600,000	-	600,000
32 Research Initiative	-	-	-	-	-	-	-
41 Executive Administration	-	-	18,880	-	-	-	18,880
42 Student Success	-	-	25,020	-	-	-	25,020
43 Business and Finance	-	(888,906)	55,976	-	-	-	(832,930)
55 Munroe-Meyer Institute	-	13,800,000	-	-	-	-	13,800,000
56 Dental Clinic	-	11,000,000	-	-	-	-	11,000,000
57 Tobacco Fund Research	-	11,800,000	-	-	-	-	11,800,000
66 Other IANR	1,600,000	-	-	-	-	-	1,600,000
TOTAL Designated Cash	34,000,000	77,100,000	5,800,000	350,000	600,000	0	117,850,000

Table 8: Total Expenditures for Revolving Programs, 2023-2024

	UNL	UNMC	UNO	UNK	UNOP	NCTA	TOTAL
01 Academic Affairs	3,840,383	-	-	3,165,494	-	-	7,005,877
02 College of Architecture	78,400	-	-	-	-	-	78,400
03 College of Public Affairs and Community Services	-	-	1,514,144	-	-	-	1,514,144
05 College of Arts and Sciences	4,199,184	-	2,024,971	-	-	-	6,224,155
06 College of Business Administration	937,902	-	2,598,838	-	-	-	3,536,740
07 College of Communication, Fine Arts and Media	-	-	1,067,052	-	-	-	1,067,052
07 College of Fine and Performing Arts	522,588	-	-	-	-	-	522,588
08 College of Information Science and Technology	-	-	637,372	-	-	-	637,372
10 College of Education	-	-	1,536,662	-	-	-	1,536,662
11 College of Engineering and Technology	3,206,934	-	-	-	-	-	3,206,934
12 College of Graduate Studies	-	-	-	300,000	-	-	300,000
12 Graduate Studies	-	-	1,195,834	-	-	-	1,195,834
12 Research	1,302,053	-	-	-	-	-	1,302,053
15 College of Law	749,192	-	-	-	-	-	749,192
16 Criss Library	-	-	2,687,880	-	-	-	2,687,880
16 University Libraries	4,237,948	-	-	940,000	-	-	5,177,948
17 College of Education and Human Sciences	3,677,121	-	-	-	-	-	3,677,121
20 Academic Services & Enrollment Management	5,800,456	-	-	-	-	-	5,800,456
22 Other Instruction or Research	63,362,570	-	3,881,120	700,000	-	-	67,943,690
23 Student Aid	-	-	-	25,000	-	-	25,000
24 International Programs	312,945	-	622,991	-	-	-	935,936
26 Continuing Studies	-	-	13,868,247	-	-	-	13,868,247
26 Continuing Studies and Public Services	-	5,000,000	-	-	-	-	5,000,000
27 Television and Radio	6,925,105	-	-	-	-	-	6,925,105
28 Museums and Art Gallery	328,158	-	-	-	-	-	328,158
29 Academic Computing Support	-	-	-	519,506	-	-	519,506
29 Information Technology Services	-	-	-	-	24,985,000	-	24,985,000
30 Center for Transformative Teaching	1,372,691	-	-	-	-	-	1,372,691
30 Distance Education	-	-	682,097	-	2,605,000	-	3,287,097
33 Facilities Management & Planning	-	-	-	-	5,475,000	-	5,475,000
33 Facilities Mgmt & Planning	3,400,112	-	-	-	-	-	3,400,112
33 Physical Plant Administration	-	-	-	50,000	-	-	50,000
34 Innovation Campus	100,000	-	-	-	-	-	100,000
41 Executive Administration	-	-	100,164	-	-	-	100,164
42 Student Affairs	-	-	-	235,000	-	-	235,000
42 Student Services	2,558,877	-	-	-	-	-	2,558,877
42 Student Success	-	-	7,329,752	-	-	-	7,329,752
43 Business and Finance	1,060,457	-	252,876	-	-	-	1,313,333
44 General Expense	4,026,924	-	-	24,449	-	-	4,051,373

Table 8: Total Expenditures for Revolving Programs, 2023-2024

	UNL	UNMC	UNO	UNK	UNOP	NCTA	TOTAL
48 NU Online	-	-	-	-	1,000,000	-	1,000,000
49 Procure-to-Pay (P2P)	-	-	-	-	1,630,000	-	1,630,000
61 College of Ag Sciences and Natural Resources	3,083,170	-	-	-	-	-	3,083,170
62 Agriculture Research Division	40,314,286	-	-	-	-	-	40,314,286
63 Cooperative Extension Service	7,995,721	-	-	-	-	-	7,995,721
64 NE Innovation Campus	62,833	-	-	-	-	-	62,833
65 Nebraska Forest Service	265,000	-	-	-	-	-	265,000
66 Other IANR	(16,427,852)	-	-	-	-	-	(16,427,852)
67 Nebraska College of Technical Agriculture	-	-	-	-	-	675,000	675,000
68 IANR International Programs	706,842	-	-	-	-	-	706,842
99 Income Activity	-	-	-	1,040,551	-	-	1,040,551
TOTAL Revolving	148,000,000	5,000,000	40,000,000	7,000,000	35,695,000	675,000	236,370,000

Table 8b: Total Expenditures for Auxiliary Programs, 2023-2024

	UNL	UNMC	UNO	UNK	UNOP	NCTA	TOTAL
01 Academic Affairs	254,090	-	-	-	-	-	254,090
01 Academic Affairs and Research	-	2,033,756	-	-	-	-	2,033,756
02 College of Architecture	89,111	-	-	-	-	-	89,111
04 College of Allied Health	-	1,340,088	-	-	-	-	1,340,088
05 College of Arts and Sciences	106,632	-	-	-	-	-	106,632
06 College of Business Administration	450,000	-	-	-	-	-	450,000
07 College of Communication, Fine Arts and Media	-	-	18,784	-	-	-	18,784
07 College of Fine and Performing Arts	100,997	-	-	-	-	-	100,997
09 College of Dentistry	-	1,550,407	-	-	-	-	1,550,407
10 College of Education	-	-	75,703	-	-	-	75,703
12 Graduate Studies	-	-	58,230	-	-	-	58,230
12 Graduate Studies and Research	-	9,486,537	-	-	-	-	9,486,537
12 Research	7,429,228	-	-	-	-	-	7,429,228
16 McGoogan Health Sciences Library	-	1,628,489	-	-	-	-	1,628,489
17 College of Education and Human Sciences	2,090,857	-	-	-	-	-	2,090,857
18 College of Nursing	-	1,708,037	-	-	-	-	1,708,037
19 Eppley Research Institute	-	76,770	-	-	-	-	76,770
20 College of Pharmacy	-	431,464	-	-	-	-	431,464
22 Other Instruction or Research	-	125,867	-	-	-	-	125,867
24 International Programs	1,743,221	397,753	-	-	-	-	2,140,974
28 Museums and Art Gallery	567,176	-	-	-	-	-	567,176
29 Academic Computing Support	-	7,326,744	-	224,514	-	-	7,551,258
29 Information Technology Services	-	-	-	-	5,350,000	-	5,350,000
33 Facilities Mgmt & Planning	5,000	-	-	-	-	-	5,000
33 Physical Plant Administration	-	18,488,456	2,993,910	3,894,491	-	-	25,376,857
42 Student Affairs	-	-	-	5,489,979	-	-	5,489,979
42 Student Services	35,495,443	2,186,967	-	-	-	-	37,682,410
42 Student Success	-	-	10,643,996	-	-	-	10,643,996
43 Business and Finance	22,246,152	7,667,683	410,941	3,385,820	-	-	33,710,596
44 General Expense	-	990,411	927,331	8,821,170	-	-	10,738,912
46 General Administration	-	-	-	-	15,000,000	-	15,000,000
51 College of Medicine	-	986,070	-	-	-	-	986,070
52 College of Medicine	-	2,419,789	-	-	-	-	2,419,789
53 College of Medicine	-	3,741,896	-	-	-	-	3,741,896
54 College of Public Health	-	1,408,232	-	-	-	-	1,408,232
55 Munroe-Meyer Institute	-	6,712,457	-	-	-	-	6,712,457
56 Dental Clinic	-	37,959	-	-	-	-	37,959
62 Agriculture Research Division	1,841,632	-	-	-	-	-	1,841,632
63 Cooperative Extension Service	427,462	-	-	-	-	-	427,462

Table 8b: Total Expenditures for Auxiliary Programs, 2023-2024

	UNL	UNMC	UNO	UNK	UNOP	NCTA	TOTAL
65 Nebraska Forest Service	473,592	-	-	-	-	-	473,592
66 Other IANR	2,257,314	-	-	-	-	-	2,257,314
67 Nebraska College of Technical Agriculture	-	-	-	-	-	1,500,000	1,500,000
72 CHRI	-	1,877,944	-	-	-	-	1,877,944
75 Student Housing	59,957,602	-	2,879,243	-	-	-	62,836,845
77 Intercollegiate Athletics	198,173,439	-	5,861,251	546,011	-	-	204,580,701
78 Arena	-	-	3,607,734	-	-	-	3,607,734
79 Other Auxiliary Enterprises	4,835,859	-	-	-	-	-	4,835,859
96 Stores/Services	-	4,484,172	-	-	-	-	4,484,172
97 Clearing Centers	-	95,867	-	-	1,150,000	-	1,245,867
98 Company Balance Sheets	73,455,193	48,796,185	22,522,877	638,015	-	-	145,412,270
TOTAL Auxiliary Operations	412,000,000	126,000,000	50,000,000	23,000,000	21,500,000	1,500,000	634,000,000

Table 9. Summary of Expenditures for Federal and Trust Programs, 2023-2024

	UNL	UNMC	UNO	UNK	UNOP	Total
Federal Letter of Credit	200,425,261	185,800,000	112,128,596	33,500,000		531,853,857
Federal Advances	108,574,739	43,300,000	17,871,404	10,500,000	5,360,000	185,606,143
Trust Funds	185,000,000	302,000,000	50,000,000	16,000,000	14,752,000	567,752,000
Total Grants and Contracts	494,000,000	531,100,000	180,000,000	60,000,000	20,112,000	1,285,212,000

Chapter 3. Employee FTE Summary
Table 10. Budgeted Employee FTE - 2023-2024

Campus	Faculty	Academic Admin	Other Admin	Mgr/ Prof Staff	Office/ Service	Other Academic	Student Hourly & All Others	Total
Unrestricted Programs								
University of Nebraska - Lincoln	1,446.678	133.80	22.769	959.930	619.194	185.060	36.560	3,403.986
University of Nebraska Medical Center	700.299	22.14	15.734	390.712	481.827	320.686	2.817	1,934.218
University of Nebraska at Omaha	667.900	69.84	12.523	292.816	270.869	65.950	35.814	1,415.712
University of Nebraska at Kearney	317.350	26.24	28.542	127.812	145.524	18.480	25.780	689.727
Univ of Nebr Office of the President	0.400	3.20	33.600	240.301	30.280	0.000	5.500	313.281
TOTAL Unrestricted	3,132.627	255.22	113.168	2,011.571	1,547.694	590.176	106.471	7,756.924
Designated Programs								
University of Nebraska - Lincoln	74.271	4.63	5.000	504.674	312.784	34.920	24.830	961.108
University of Nebraska Medical Center	31.665	4.20	1.000	127.434	168.513	6.831	0.000	339.639
University of Nebraska at Omaha	4.050	1.64	0.370	113.130	34.187	1.650	13.147	168.174
University of Nebraska at Kearney	0.700	0.70	0.015	19.566	7.724	0.000	0.000	28.705
Univ of Nebr Office of the President	0.000	2.00	1.000	160.647	27.520	0.000	0.305	191.472
TOTAL Designated	110.686	13.17	7.385	925.451	550.728	43.401	38.282	1,689.098
Restricted Programs								
University of Nebraska - Lincoln	92.593	9.04	43.104	890.158	662.668	35.120	267.050	1,999.729
University of Nebraska Medical Center	1,092.519	4.30	7.681	882.031	505.554	110.221	0.000	2,602.302
University of Nebraska at Omaha	5.740	1.61	39.277	151.758	72.370	0.990	56.366	328.111
University of Nebraska at Kearney	18.500	0.06	17.809	79.883	83.506	1.980	84.020	285.759
Univ of Nebr Office of the President	0.000	0.30	1.000	60.290	8.200	0.000	0.000	69.790
TOTAL Restricted	1,209.352	15.30	108.871	2,064.120	1,332.298	148.311	407.436	5,285.691
Unrestricted and Designated/Restricted Programs								
University of Nebraska - Lincoln	1,613.542	147.46	70.873	2,354.762	1,594.646	255.100	328.440	6,364.823
University of Nebraska Medical Center	1,824.483	30.64	24.415	1,400.177	1,155.894	437.738	2.817	4,876.159
University of Nebraska at Omaha	677.690	73.09	52.170	557.704	377.426	68.590	105.327	1,911.997
University of Nebraska at Kearney	336.550	27.00	46.366	227.261	236.754	20.460	109.800	1,004.191
Univ of Nebr Office of the President	0.400	5.50	35.600	461.238	66.000	0.000	5.805	574.543
TOTAL Unrestricted/Designated/Restricted	4,452.665	283.69	229.424	5,001.142	3,430.720	781.888	552.189	14,731.713
University of Nebraska, excluding NCTA								
TOTAL Unrestricted	3,132.627	255.22	113.168	2,011.571	1,547.694	590.176	106.471	7,756.924
TOTAL Designated	110.686	13.17	7.385	925.451	550.728	43.401	38.282	1,689.098
TOTAL Restricted	1,209.352	15.30	108.871	2,064.120	1,332.298	148.311	407.436	5,285.691
GRAND TOTAL University of Nebraska	4,452.665	283.69	229.424	5,001.142	3,430.720	781.888	552.189	14,731.713
Nebraska College of Technical Agriculture								
TOTAL Unrestricted	18.015	2.00	0.000	12.000	10.100	0.000	0.000	42.115
TOTAL Designated	0.000	0.00	0.000	0.000	0.000	0.000	0.000	0.000
TOTAL Restricted	0.000	0.00	0.000	1.000	6.480	0.000	0.000	7.480
GRAND TOTAL NCTA	18.015	2.00	0.000	13.000	16.580	0.000	0.000	49.595
GRAND TOTAL U of N with NCTA	4,470.680	285.69	229.424	5,014.142	3,447.300	781.888	552.189	14,781.308

Table 11. UNL Unrestricted Subprograms, Employee FTE, 2023-2024

Subprogram Name and Number	Faculty	Academic Admin	Other Admin	Mgr/ Prof Staff	Office/ Service	Other Academic	Student Hourly & All Others	Total	
<i>Instruction, Research, Extension, and Public Service</i>									
Academic Affairs	01	3.750	14.758	2.000	87.979	7.800	1.000	0.000	117.287
College of Architecture	02	27.810	1.750	0.000	8.000	0.000	7.080	0.000	44.640
College of Arts and Sciences	05	317.755	16.050	0.000	58.344	44.712	9.590	0.000	446.451
College of Business Administration	06	98.525	10.700	0.300	35.850	3.000	26.790	4.400	179.565
College of Fine and Performing Arts	07	82.500	6.000	2.000	21.510	7.825	24.000	0.000	143.835
College of Engineering and Technology	11	188.855	13.140	0.000	73.900	24.500	23.630	0.000	324.025
Research	12	2.000	1.891	2.013	14.224	8.411	0.000	0.000	28.539
College of Journalism and Mass Communication	14	33.300	2.200	0.000	11.653	1.000	1.150	0.380	49.683
College of Law	15	31.118	4.000	0.000	13.000	13.312	0.000	0.000	61.430
University Libraries	16	31.200	6.800	1.000	41.000	32.000	0.000	0.000	112.000
College of Education and Human Sciences	17	102.625	8.636	0.000	33.986	15.904	23.750	1.340	186.241
Academic Services & Enrollment Management	20	0.000	0.000	0.000	66.240	17.000	0.000	4.550	87.790
Other Instruction or Research	22	0.000	0.000	0.000	0.000	2.500	0.000	0.000	2.500
International Programs	24	0.000	0.000	0.000	9.970	1.000	0.000	0.000	10.970
Television and Radio	27	0.000	0.000	0.510	18.020	5.625	0.000	0.000	24.155
Museums and Art Gallery	28	0.000	1.000	1.000	23.103	4.170	0.000	0.490	29.763
General Expense	44	0.000	0.000	2.000	32.500	3.500	0.000	0.000	38.000
Innovation Campus	58	0.000	0.000	0.000	1.000	0.000	0.000	0.000	1.000
<i>Plant Operations and Maintenance</i>									
Facilities Mgmt & Planning	33	0.000	0.000	1.000	49.350	225.375	0.000	0.000	275.725
<i>Administration and General Expense</i>									
Executive Administration	41	0.000	3.000	3.946	15.260	1.000	0.000	0.000	23.206
Student Services	42	0.000	0.000	1.000	2.440	4.000	0.000	0.000	7.440
Business and Finance	43	0.000	0.000	5.000	71.061	69.090	0.500	0.000	145.651
Subtotal UNL (excluding IANR)	919.438	89.925	21.769	688.390	491.724	117.490	11.160	2,339.896	
<i>Institute of Agriculture and Natural Resources</i>									
College of Ag Sciences and Natural Resources	61	99.180	9.200	0.000	30.770	12.510	10.280	8.210	170.150
Agriculture Research Division	62	164.060	18.880	0.000	96.210	56.520	52.800	14.520	402.990
Cooperative Extension Service	63	214.600	10.490	0.000	39.060	20.520	3.490	2.620	290.780
NE Innovation Campus	64	0.000	0.000	0.000	2.000	0.000	0.000	0.000	2.000
Nebraska Forest Service	65	5.000	0.000	1.000	9.820	6.800	0.000	0.000	22.620
Other IANR	66	40.800	5.000	0.000	91.260	31.120	0.000	0.050	168.230
IANR International Programs	68	3.600	0.300	0.000	2.420	0.000	1.000	0.000	7.320
Subtotal IANR Unrestricted	527.240	43.870	1.000	271.540	127.470	67.570	25.400	1,064.090	
TOTAL Unrestricted	1,446.678	133.795	22.769	959.930	619.194	185.060	36.560	3,403.986	

Table 12. UNL Designated Subprograms, Employee FTE, 2023-2024

Subprogram Name and Number	Faculty	Academic Admin	Other Admin	Mgr/ Prof Staff	Office/ Service	Other Academic	Student Hourly & All Others	Total	
<i>Revolving</i>									
Academic Affairs	01	1.000	1.000	0.000	40.782	7.000	0.000	0.000	49.782
College of Arts and Sciences	05	6.040	1.000	0.000	20.519	18.458	22.670	6.360	75.047
College of Business Administration	06	0.000	0.000	0.000	1.800	0.700	0.000	0.550	3.050
College of Fine and Performing Arts	07	0.000	0.000	0.000	0.000	1.175	0.000	1.220	2.395
College of Engineering and Technology	11	1.910	0.090	0.000	17.500	11.000	0.000	0.000	30.500
Research	12	0.550	2.039	2.000	61.852	11.781	0.000	0.000	78.222
College of Law	15	2.000	0.000	0.000	0.000	0.000	0.000	0.000	2.000
University Libraries	16	0.000	0.000	0.000	1.000	0.000	0.000	0.000	1.000
College of Education and Human Sciences	17	20.281	0.000	0.000	6.250	5.500	0.000	1.300	33.331
Academic Services & Enrollment Management	20	0.000	0.000	0.000	47.300	9.000	0.000	0.000	56.300

International Programs	24	0.000	0.000	0.000	5.287	0.000	0.000	0.000	5.287
Television and Radio	27	0.000	0.000	0.000	69.000	5.500	0.000	0.000	74.500
Museums and Art Gallery	28	0.000	0.000	0.000	1.750	1.500	0.000	0.220	3.470
Center for Transformative Teaching	30	0.000	0.000	0.000	14.000	1.000	0.000	0.000	15.000
Facilities Mgmt & Planning	33	0.000	0.000	0.000	25.250	127.000	0.000	0.000	152.250
Student Services	42	0.000	0.000	3.000	19.560	6.000	0.000	0.000	28.560
Business and Finance	43	0.000	0.000	0.000	6.784	39.060	0.000	0.000	45.844
General Expense	44	0.000	0.500	0.000	2.000	0.000	0.000	0.000	2.500
Subtotal UNL (excluding IANR)		31.781	4.629	5.000	340.634	244.674	22.670	9.650	659.038
<i>Institute of Agriculture and Natural Resources - Revolve</i>									
College of Ag Sciences and Natural Resources	61	14.370	0.000	0.000	6.720	1.000	0.000	0.000	22.090
Agriculture Research Division	62	23.360	0.000	0.000	95.640	57.770	12.250	11.730	200.750
Cooperative Extension Service	63	3.760	0.000	0.000	48.100	7.690	0.000	1.700	61.250
NE Innovation Campus	64	0.000	0.000	0.000	1.000	0.000	0.000	0.000	1.000
Other IANR	66	1.000	0.000	0.000	6.500	1.650	0.000	1.750	10.900
IANR International Programs	68	0.000	0.000	0.000	6.080	0.000	0.000	0.000	6.080
Subtotal IANR Designated		42.490	0.000	0.000	164.040	68.110	12.250	15.180	302.070
TOTAL Designated		74.271	4.629	5.000	504.674	312.784	34.920	24.830	961.108

Table 13. UNL Restricted Subprograms, Employee FTE, 2023-2024

Subprogram Name and Number	Faculty	Academic Admin	Other Admin	Mgr/ Prof Staff	Office/ Service	Other Academic	Student Hourly & All Others	Total
<i>Federal</i>								
Academic Affairs	01	0.250	0.000	0.000	0.583	0.649	0.000	1.482
College of Arts and Sciences	05	10.073	0.000	0.000	19.125	3.750	0.000	32.948
College of Engineering and Technology	11	0.200	0.000	0.000	2.000	0.000	0.000	2.200
Research	12	0.000	0.000	0.000	3.920	0.000	0.000	3.920
University Libraries	16	0.960	0.000	0.000	0.000	1.000	0.000	1.960
College of Education and Human Sciences	17	2.150	0.150	0.000	13.660	0.700	0.000	16.660
Student Services	42	0.000	0.000	0.000	16.040	0.000	0.000	16.040
Innovation Campus	58	0.000	0.000	0.000	3.000	1.000	0.000	4.000
Subtotal UNL (excluding IANR)		13.633	0.150	0.000	58.328	7.099	0.000	79.210
TOTAL Federal		13.633	0.150	0.000	58.328	7.099	0.000	79.210
<i>Gifts, Grants, and Contracts</i>								
Academic Affairs	01	0.000	0.000	0.000	23.000	0.000	0.000	23.000
College of Arts and Sciences	05	5.270	1.000	2.000	48.575	10.685	0.000	67.530
College of Business Administration	06	1.875	0.610	0.490	6.050	1.000	0.000	10.025
College of Fine and Performing Arts	07	0.000	0.000	0.000	4.227	3.000	0.000	7.227
College of Engineering and Technology	11	3.000	0.000	0.000	9.000	2.000	0.000	14.000
Research	12	1.000	0.000	0.000	8.880	1.500	1.000	12.380
College of Law	15	2.902	1.000	0.000	3.500	2.688	0.000	10.090
University Libraries	16	2.340	0.000	0.000	1.000	0.000	0.000	3.340
College of Education and Human Sciences	17	6.501	0.800	0.439	37.335	5.096	0.000	50.171
Academic Services & Enrollment Management	20	0.000	0.000	0.000	10.760	0.000	0.000	10.760
Television and Radio	27	0.000	0.000	0.000	12.000	0.000	0.000	12.000
Museums and Art Gallery	28	0.000	0.000	0.561	11.308	3.000	0.000	14.869
Student Services	42	0.000	0.000	0.000	1.000	0.000	0.000	1.000
Agency Funds	74	0.000	0.000	0.000	5.746	4.000	0.000	9.746
Subtotal UNL (excluding IANR)		22.888	3.410	3.490	182.381	32.969	1.000	246.138
TOTAL Gifts, Grants, and Contracts		22.888	3.410	3.490	182.381	32.969	1.000	246.138
<i>Auxiliary Enterprises</i>								
Academic Affairs	01	0.000	0.242	0.000	1.956	0.000	0.850	3.048
College of Architecture	02	0.000	0.000	0.000	0.000	0.000	1.000	1.000
College of Arts and Sciences	05	0.000	0.000	0.000	0.000	1.000	0.000	1.000
College of Fine and Performing Arts	07	0.000	0.000	0.000	0.000	0.490	0.100	0.590
Research	12	0.000	0.000	1.000	19.783	19.304	0.000	40.087

College of Education and Human Sciences	17	7.752	0.684	1.560	6.800	2.000	2.620	0.220	21.636
International Programs	24	0.000	0.000	0.000	1.000	1.000	0.000	0.000	2.000
Museums and Art Gallery	28	0.000	0.000	0.000	5.353	1.680	0.000	0.200	7.233
Student Services	42	0.000	0.000	0.000	109.768	102.250	1.750	98.600	312.368
Business and Finance	43	0.000	0.000	0.000	17.000	24.130	0.000	0.000	41.130
Student Housing	75	0.000	0.000	0.000	73.891	296.550	0.000	160.580	531.021
Intercollegiate Athletics	77	1.250	0.000	30.000	238.193	56.875	0.000	0.000	326.318
Other Auxiliary Enterprises	79	0.000	0.000	0.054	28.125	12.750	0.000	4.000	44.929
Subtotal UNL (excluding IANR)		9.002	0.926	32.614	501.869	518.029	4.370	265.550	1,332.360
TOTAL Auxiliary Enterprises		9.002	0.926	32.614	501.869	518.029	4.370	265.550	1,332.360
Stores and Services									
Company Balance Sheets	98	0.000	0.000	7.000	42.900	4.901	0.000	0.000	54.801
TOTAL Stores and Services		0.000	0.000	7.000	42.900	4.901	0.000	0.000	54.801
IANR Federal									
Agriculture Research Division	62	8.000	0.000	0.000	25.720	90.810	16.500	0.000	141.030
Cooperative Extension Service	63	13.830	0.250	0.000	12.950	0.270	1.000	0.000	28.300
Nebraska Forest Service	65	3.480	0.000	0.000	17.580	3.500	0.000	0.000	24.560
Subtotal IANR		25.310	0.250	0.000	56.250	94.580	17.500	0.000	193.890
TOTAL Federal		25.310	0.250	0.000	56.250	94.580	17.500	0.000	193.890
IANR Gifts, Grants, and Contracts									
College of Ag Sciences and Natural Resources	61	1.200	0.000	0.000	0.800	0.000	0.000	0.000	2.000
Agriculture Research Division	62	5.250	0.000	0.000	16.610	1.500	9.250	0.000	32.610
Cooperative Extension Service	63	8.790	0.000	0.000	11.750	0.090	0.000	0.000	20.630
Nebraska Forest Service	65	0.320	0.000	0.000	0.800	0.000	0.000	0.000	1.120
Other IANR	66	0.000	0.000	0.000	2.000	0.500	0.000	0.000	2.500
IANR International Programs	68	5.700	4.300	0.000	6.750	0.000	3.000	0.000	19.750
Subtotal IANR		21.260	4.300	0.000	38.710	2.090	12.250	0.000	78.610
TOTAL Gifts, Grants, and Contracts		21.260	4.300	0.000	38.710	2.090	12.250	0.000	78.610
IANR Auxiliary Enterprises									
Agriculture Research Division	62	0.000	0.000	0.000	6.490	1.500	0.000	0.000	7.990
Cooperative Extension Service	63	0.000	0.000	0.000	1.230	1.000	0.000	0.000	2.230
Nebraska Forest Service	65	0.000	0.000	0.000	0.000	0.500	0.000	0.000	0.500
Other IANR	66	0.500	0.000	0.000	2.000	0.000	0.000	1.500	4.000
Subtotal IANR		0.500	0.000	0.000	9.720	3.000	0.000	1.500	14.720
TOTAL Auxiliary Enterprises		0.500	0.000	0.000	9.720	3.000	0.000	1.500	14.720
TOTAL Restricted		92.593	9.036	43.104	890.158	662.668	35.120	267.050	1,999.729

Table 13b. UNL Unrestricted and Designated/Restricted Programs, 2023-2024

Subprogram Name and Number	Faculty	Academic Admin	Other Admin	Mgr/ Prof Staff	Office/ Service	Other Academic	Student Hourly & All Others	Total
TOTAL Unrestricted	1,446.678	133.795	22.769	959.930	619.194	185.060	36.560	3,403.986
TOTAL Designated	74.271	4.629	5.000	504.674	312.784	34.920	24.830	961.108
TOTAL Restricted	92.593	9.036	43.104	890.158	662.668	35.120	267.050	1,999.729
GRAND TOTAL University of Nebraska - Lincoln	1,613.542	147.460	70.873	2,354.762	1,594.646	255.100	328.440	6,364.823

Table 14. NCTA Unrestricted Subprograms, Employee FTE, 2023-2024

Subprogram Name and Number	Faculty	Academic Admin	Other Admin	Mgr/ Prof Staff	Office/ Service	Other Academic	Student Hourly & All Others	Total
Nebraska College of Technical Agriculture								
Nebraska College of Technical Agriculture 67	18.015	2.000	0.000	12.000	10.100	0.000	0.000	42.115
TOTAL Unrestricted	18.015	2.000	0.000	12.000	10.100	0.000	0.000	42.115

Table 16. NCTA Restricted Subprograms, Employee FTE, 2023-2024

Subprogram Name and Number	Faculty	Academic Admin	Other Admin	Mgr/ Prof Staff	Office/ Service	Other Academic	Student Hourly & All Others	Total
Auxiliary Enterprises								
Nebraska College of Technical Agriculture 67	0.000	0.000	0.000	1.000	6.480	0.000	0.000	7.480
TOTAL Auxiliary Enterprises	0.000	0.000	0.000	1.000	6.480	0.000	0.000	7.480
TOTAL Restricted	0.000	0.000	0.000	1.000	6.480	0.000	0.000	7.480

Table 16b. NCTA Unrestricted and Designated/Restricted Programs, 2023-2024

Subprogram Name and Number	Faculty	Academic Admin	Other Admin	Mgr/ Prof Staff	Office/ Service	Other Academic	Student Hourly & All Others	Total
TOTAL Unrestricted	18.015	2.000	0.000	12.000	10.100	0.000	0.000	42.115
TOTAL Designated	0.000	0.000	0.000	0.000	0.000	0.000	0.000	0.000
TOTAL Restricted	0.000	0.000	0.000	1.000	6.480	0.000	0.000	7.480
GRAND TOTAL NCTA	18.015	2.000	0.000	13.000	16.580	0.000	0.000	49.595

Table 17. UNMC Unrestricted Subprograms, Employee FTE, 2023-2024

Subprogram Name and Number	Faculty	Academic Admin	Other Admin	Mgr/ Prof Staff	Office/ Service	Other Academic	Student Hourly & All Others	Total
Instruction, Research, Extension, and Public Service								
Academic Affairs and Research 01	5.184	5.615	0.900	55.821	14.783	1.000	0.500	83.803
College of Allied Health 04	66.899	1.450	1.000	10.063	19.085	0.000	0.000	98.497
College of Dentistry 09	63.694	2.300	0.105	7.820	21.520	0.000	0.000	95.439
Graduate Studies and Research 12	0.697	1.558	1.000	17.905	6.810	0.000	0.000	27.970
McGoogan Health Sciences Library 16	16.876	0.950	0.000	1.000	6.490	0.000	0.000	25.316
College of Nursing 18	136.536	1.000	0.000	36.325	18.720	0.000	1.000	193.581
Eppley Research Institute 19	8.470	0.000	0.000	7.950	7.650	0.000	0.000	24.070
College of Pharmacy 20	31.736	1.900	0.000	3.520	5.990	5.000	0.000	48.146
Other Instruction or Research 22	0.000	0.300	1.000	10.010	3.930	0.000	0.000	15.240
Instruction Budget Adjustments 25	1.000	0.000	0.000	0.000	0.000	0.000	0.000	1.000
Rural Health Education Network 30	3.547	0.119	0.900	3.733	0.262	0.000	0.930	9.491
Research Initiative 32	0.000	0.000	0.000	1.874	1.000	1.000	0.000	3.874
General Expense 44	0.000	0.000	1.000	13.360	2.000	0.000	0.000	16.360
College of Medicine 51	73.183	3.752	0.000	26.042	31.685	308.174	0.000	442.836
College of Medicine 52	114.596	0.370	0.000	27.690	51.505	0.000	0.000	194.161
College of Medicine 53	106.806	0.348	0.000	25.874	31.729	0.000	0.000	164.757
College of Public Health 54	42.463	0.000	2.857	18.844	9.863	0.000	0.000	74.027
UNMC/Eppley Center Cancer Research & Care 71	0.739	0.355	0.000	2.834	0.250	0.000	0.000	4.178
CHRI 72	5.166	0.000	0.000	4.800	0.400	1.913	0.000	12.279
Plant Operations and Maintenance								
Physical Plant Administration 33	0.000	0.000	0.222	9.764	86.738	0.000	0.327	97.051
Other Plant Operations & Maintenance 38	0.000	0.000	0.000	3.000	96.000	0.000	0.000	99.000
Administration and General Expense								
Academic Computing Support 29	1.000	0.000	0.000	13.142	1.000	0.000	0.000	15.142
Executive Administration 41	0.000	1.000	0.850	3.000	3.000	0.000	0.000	7.850
Student Services 42	0.319	0.000	1.000	16.648	2.750	0.000	0.060	20.777
Business and Finance 43	0.110	0.786	4.900	63.814	46.028	0.000	0.000	115.638
University Hospital and Other Patient Services								
Munroe-Meyer State Support 82	21.278	0.340	0.000	5.879	12.639	3.599	0.000	43.735
TOTAL Unrestricted	700.299	22.143	15.734	390.712	481.827	320.686	2.817	1,934.218

Table 18. UNMC Designated Subprograms, Employee FTE, 2023-2024

Subprogram Name and Number	Faculty	Academic Admin	Other Admin	Mgr/ Prof Staff	Office/ Service	Other Academic	Student Hourly & All Others	Total
Revolving								
Academic Affairs and Research 01	0.968	0.000	1.000	22.100	1.880	0.000	0.000	25.948
College of Allied Health 04	2.409	3.161	0.000	1.935	1.892	0.000	0.000	9.397
Continuing Studies and Public Services 26	0.192	0.000	0.000	15.729	9.000	0.000	0.000	24.921
Research Initiative 32	1.743	0.000	0.000	8.490	0.000	0.000	0.000	10.233
Business and Finance 43	0.000	0.000	0.000	7.000	2.750	0.000	0.000	9.750
Patient Revenue Activities								
Munroe-Meyer Institute 55	15.614	1.035	0.000	48.925	78.200	2.000	0.000	145.774
Dental Clinic 56	6.594	0.000	0.000	8.910	73.880	1.000	0.000	90.384
Instruction, Research, Extension, and Public Service								
Tobacco Fund Research 57	4.145	0.000	0.000	14.345	0.911	3.831	0.000	23.232
TOTAL Designated	31.665	4.196	1.000	127.434	168.513	6.831	0.000	339.639

Table 19. UNMC Restricted Subprograms, Employee FTE, 2023-2024

Subprogram Name and Number		Faculty	Academic Admin	Other Admin	Mgr/ Prof Staff	Office/ Service	Other Academic	Student Hourly & All Others	Total
Federal									
Academic Affairs and Research	01	1.814	0.000	0.000	7.473	2.269	0.000	0.000	11.556
College of Allied Health	04	0.327	0.000	0.000	0.479	0.720	0.000	0.000	1.526
College of Dentistry	09	1.068	0.000	0.000	1.000	0.000	0.000	0.000	2.068
Graduate Studies and Research	12	0.000	0.000	0.000	0.380	0.000	0.000	0.000	0.380
College of Nursing	18	5.828	0.000	0.000	6.908	0.800	0.000	0.000	13.536
Eppley Research Institute	19	16.105	0.251	0.100	17.953	2.485	4.750	0.000	41.644
College of Pharmacy	20	16.474	0.000	0.000	3.500	1.750	13.087	0.000	34.811
Business and Finance	43	0.000	0.000	0.000	3.000	1.000	0.000	0.000	4.000
College of Medicine	51	48.065	0.238	0.000	22.402	1.750	19.793	0.000	92.248
College of Medicine	52	36.896	0.121	0.050	47.277	10.051	13.842	0.000	108.237
College of Medicine	53	27.661	0.000	0.000	29.358	5.540	11.498	0.000	74.057
College of Public Health	54	6.520	0.000	0.048	4.837	0.000	0.500	0.000	11.905
Munroe-Meyer Institute	55	7.087	0.000	0.000	10.756	3.000	0.900	0.000	21.743
TOTAL Federal		167.845	0.610	0.198	155.323	29.365	64.370	0.000	417.711
Gifts, Grants, and Contracts									
Academic Affairs and Research	01	1.718	0.000	0.000	10.389	3.060	0.000	0.000	15.167
College of Allied Health	04	1.858	0.000	0.000	1.846	0.000	1.000	0.000	4.704
College of Dentistry	09	3.272	0.000	0.286	1.800	0.000	0.000	0.000	5.358
Graduate Studies and Research	12	1.633	0.000	0.000	3.050	0.500	0.100	0.000	5.283
College of Nursing	18	6.260	0.000	0.000	1.350	1.000	0.000	0.000	8.610
Eppley Research Institute	19	11.623	0.379	0.000	7.450	0.250	2.000	0.000	21.702
College of Pharmacy	20	2.783	0.000	0.000	3.900	0.000	4.500	0.000	11.183
Executive Administration	41	0.000	0.015	0.000	0.000	0.000	0.000	0.000	0.015
Student Services	42	0.000	0.000	0.000	0.041	0.964	0.000	0.000	1.005
Business and Finance	43	0.000	0.000	0.000	0.330	0.000	0.000	0.000	0.330
General Expense	44	0.000	0.000	0.000	2.000	0.000	0.000	0.000	2.000
College of Medicine	51	23.840	0.015	0.000	14.080	3.303	9.062	0.000	50.300
College of Medicine	52	77.841	0.230	0.000	76.707	14.989	10.265	0.000	180.032
College of Medicine	53	191.644	0.058	0.000	72.542	72.439	4.615	0.000	341.298
College of Public Health	54	26.323	0.000	0.095	37.330	5.543	2.904	0.000	72.195
Munroe-Meyer Institute	55	15.580	0.125	0.000	69.854	16.925	1.001	0.000	103.485
UNMC/Eppley Center Cancer Research & Care	71	1.599	0.000	0.000	18.027	4.380	0.900	0.000	24.906
CHRI	72	6.155	0.000	0.000	10.087	1.994	2.600	0.000	20.836
Anatomical Board	74	0.000	0.000	0.000	1.425	0.000	0.000	0.000	1.425
College of Medicine Clinical	83	351.778	0.565	0.595	57.060	57.733	2.000	0.000	469.731
College of Medicine Clinical	84	177.047	1.925	0.000	14.953	51.978	1.000	0.000	246.903
TOTAL Gifts, Grants, and Contracts		900.954	3.312	0.976	404.221	235.058	41.947	0.000	1,586.468
Auxiliary Enterprises									
Academic Affairs and Research	01	1.396	0.150	0.900	12.562	3.040	0.000	0.000	18.048
College of Allied Health	04	2.419	0.000	0.000	1.957	1.985	0.000	0.000	6.361
College of Dentistry	09	0.680	0.000	0.000	2.200	1.950	0.000	0.000	4.830
Graduate Studies and Research	12	2.515	0.000	1.855	70.423	26.465	0.000	0.000	101.258
McGoogan Health Sciences Library	16	1.124	0.000	0.000	1.000	1.510	0.000	0.000	3.634
College of Nursing	18	0.000	0.000	0.000	8.350	3.000	0.000	0.000	11.350
Eppley Research Institute	19	0.500	0.000	0.000	0.359	0.000	0.000	0.000	0.859
College of Pharmacy	20	0.944	0.000	0.000	1.876	1.760	1.000	0.000	5.580
Other Instruction or Research	22	0.000	0.000	0.000	1.000	0.000	0.000	0.000	1.000
International Programs	24	0.000	0.000	0.100	3.900	0.000	0.000	0.000	4.000
Academic Computing Support	29	0.000	0.000	0.000	13.700	15.000	0.000	0.000	28.700
Physical Plant Administration	33	0.000	0.000	0.458	39.265	100.231	0.000	0.000	139.954
Student Services	42	0.000	0.000	0.000	11.950	6.416	0.000	0.000	18.366
Business and Finance	43	0.210	0.224	0.585	10.303	25.232	0.000	0.000	36.554
General Expense	44	0.000	0.000	0.000	4.000	3.000	0.000	0.000	7.000
College of Medicine	51	1.974	0.000	0.000	2.488	2.047	1.904	0.000	8.413
College of Medicine	52	0.152	0.000	0.000	24.934	6.050	0.000	0.000	31.136

College of Medicine	53	1.364	0.000	0.000	14.190	5.050	0.000	0.000	20.604
College of Public Health	54	2.158	0.000	0.000	7.346	2.484	0.000	0.000	11.988
Munroe-Meyer Institute	55	6.941	0.000	0.000	46.274	12.911	0.000	0.000	66.126
Dental Clinic	56	0.000	0.000	0.000	0.000	0.500	0.000	0.000	0.500
CHRI	72	0.600	0.000	0.000	16.339	1.850	0.000	0.000	18.789
TOTAL Auxiliary Enterprises		22.977	0.374	3.898	294.416	220.481	2.904	0.000	545.050
Stores and Services									
Stores/Services	96	0.100	0.000	2.000	21.771	15.650	0.000	0.000	39.521
Clearing Centers	97	0.242	0.000	0.000	0.000	0.000	0.000	0.000	0.242
Company Balance Sheets	98	0.401	0.000	0.609	6.300	5.000	1.000	0.000	13.310
TOTAL Stores and Services		0.743	0.000	2.609	28.071	20.650	1.000	0.000	53.073
TOTAL Restricted		1,092.519	4.296	7.681	882.031	505.554	110.221	0.000	2,602.302

Table 19b. UNMC Unrestricted and Designated/Restricted Programs, 2023-2024

Subprogram Name and Number	Faculty	Academic Admin	Other Admin	Mgr/ Prof Staff	Office/ Service	Other Academic	Student Hourly & All Others	Total
TOTAL Unrestricted	700.299	22.143	15.734	390.712	481.827	320.686	2.817	1,934.218
TOTAL Designated	31.665	4.196	1.000	127.434	168.513	6.831	0.000	339.639
TOTAL Restricted	1,092.519	4.296	7.681	882.031	505.554	110.221	0.000	2,602.302
GRAND TOTAL University of Nebraska Medical Center	1,824.483	30.635	24.415	1,400.177	1,155.894	437.738	2.817	4,876.159

Table 20. UNO Unrestricted Subprograms, Employee FTE, 2023-2024

Subprogram Name and Number	Faculty	Academic Admin	Other Admin	Mgr/ Prof Staff	Office/ Service	Other Academic	Student Hourly & All Others	Total
Instruction, Research, Extension, and Public Service								
Academic Affairs 01	0.250	5.240	0.000	10.000	5.000	0.000	0.000	20.490
College of Public Affairs and Community Services 03	75.090	7.100	0.000	22.544	9.820	9.470	0.889	124.913
College of Arts and Sciences 05	235.380	13.990	0.000	23.090	19.466	23.760	3.490	319.176
College of Business Administration 06	73.000	8.520	0.000	26.400	7.000	1.330	4.406	120.656
College of Communication, Fine Arts and Media 07	82.140	7.200	0.000	14.768	8.916	2.320	1.979	117.323
College of Information Science and Technology 08	60.950	6.020	0.000	11.520	1.000	5.320	2.854	87.664
College of Education 10	101.730	7.910	0.000	15.951	15.000	9.320	0.601	150.512
Graduate Studies 12	0.000	2.950	0.000	19.570	1.943	13.440	0.360	38.263
Criss Library 16	11.100	2.000	0.000	12.000	13.000	0.000	8.151	46.251
Summer Sessions 21	27.750	0.000	0.000	0.000	0.000	0.000	0.000	27.750
Other Instruction or Research 22	0.000	3.000	2.000	8.760	4.758	0.660	0.012	19.190
International Programs 24	0.510	0.400	0.000	10.190	1.610	0.000	0.000	12.710
Continuing Studies 26	0.000	0.750	0.000	4.900	2.552	0.000	1.220	9.422
Distance Education 30	0.000	0.000	0.600	1.370	0.500	0.000	0.000	2.470
Research Initiative 32	0.000	0.000	0.000	2.000	0.000	0.000	0.000	2.000
General Expense 44	0.000	0.760	0.930	21.500	11.750	0.000	0.755	35.695
Plant Operations and Maintenance								
Physical Plant Administration 33	0.000	0.000	1.000	10.000	106.300	0.000	1.022	118.322
Administration and General Expense								
Executive Administration 41	0.000	3.000	1.700	6.114	2.000	0.000	0.294	13.108
Student Success 42	0.000	1.000	1.173	43.882	17.231	0.330	4.495	68.111
Business and Finance 43	0.000	0.000	5.120	28.257	43.023	0.000	5.286	81.686
TOTAL Unrestricted	667.900	69.840	12.523	292.816	270.869	65.950	35.814	1,415.712

Table 21. UNO Designated Subprograms, Employee FTE, 2023-2024

Subprogram Name and Number	Faculty	Academic Admin	Other Admin	Mgr/ Prof Staff	Office/ Service	Other Academic	Student Hourly & All Others	Total
Revolving								
College of Public Affairs and Community Services 03	1.000	0.000	0.000	5.506	3.800	0.000	0.319	10.625
College of Arts and Sciences 05	0.370	0.410	0.000	7.440	2.734	0.000	3.500	14.454
College of Business Administration 06	0.000	0.000	0.000	11.020	3.000	0.330	0.153	14.503
College of Communication, Fine Arts and Media 07	0.660	0.000	0.000	5.832	0.824	0.000	0.240	7.556
College of Information Science and Technology 08	0.000	0.650	0.000	4.480	0.000	0.000	0.000	5.130
College of Education 10	1.020	0.090	0.000	3.299	0.000	0.000	0.168	4.577
Graduate Studies 12	0.000	0.000	0.000	2.430	4.932	0.000	0.815	8.177
Criss Library 16	1.000	0.000	0.000	0.000	1.000	0.000	0.000	2.000
Other Instruction or Research 22	0.000	0.000	0.000	4.674	3.242	0.330	1.182	9.428
International Programs 24	0.000	0.000	0.000	6.800	1.059	0.000	0.560	8.419
Continuing Studies 26	0.000	0.250	0.000	6.540	0.448	0.000	0.354	7.592
Distance Education 30	0.000	0.000	0.000	4.890	0.500	0.000	0.000	5.390
Executive Administration 41	0.000	0.000	0.000	1.000	0.000	0.000	0.000	1.000
Student Success 42	0.000	0.240	0.370	46.909	12.648	0.990	5.774	66.931
Business and Finance 43	0.000	0.000	0.000	2.310	0.000	0.000	0.082	2.392
TOTAL Designated	4.050	1.640	0.370	113.130	34.187	1.650	13.147	168.174

Table 22. UNO Restricted Subprograms, Employee FTE, 2023-2024

Subprogram Name and Number	Faculty	Academic Admin	Other Admin	Mgr/ Prof Staff	Office/ Service	Other Academic	Student Hourly & All Others	Total
Federal								
Academic Affairs 01	0.000	1.000	0.000	6.000	0.000	0.000	0.000	7.000

College of Public Affairs and Community Services	03	0.000	0.000	0.000	2.000	0.000	0.000	0.000	2.000
College of Business Administration	06	0.000	0.480	0.000	13.580	0.000	0.000	0.000	14.060
College of Education	10	2.000	0.000	0.000	2.000	1.000	0.000	0.000	5.000
International Programs	24	0.000	0.000	0.000	1.000	2.390	0.000	0.000	3.390
Student Success	42	0.000	0.000	0.347	6.000	1.000	0.000	0.000	7.347
TOTAL Federal		2.000	1.480	0.347	30.580	4.390	0.000	0.000	38.797
Gifts, Grants, and Contracts									
Academic Affairs	01	1.300	0.000	0.000	10.000	1.000	0.000	0.000	12.300
College of Public Affairs and Community Services	03	1.200	0.000	0.000	5.260	1.380	0.000	0.000	7.840
College of Arts and Sciences	05	0.000	0.000	0.000	3.470	1.000	0.000	0.000	4.470
College of Communication, Fine Arts and Media	07	0.240	0.000	0.000	2.000	0.070	0.000	0.000	2.310
College of Information Science and Technology	08	0.000	0.130	0.000	1.000	0.000	0.000	0.000	1.130
College of Education	10	1.000	0.000	1.000	4.000	0.000	0.000	0.000	6.000
Other Instruction or Research	22	0.000	0.000	0.000	3.000	1.000	0.000	0.000	4.000
Executive Administration	41	0.000	0.000	0.000	0.840	0.000	0.000	0.000	0.840
Student Success	42	0.000	0.000	2.000	2.000	0.500	0.000	0.000	4.500
TOTAL Gifts, Grants, and Contracts		3.740	0.130	3.000	31.570	4.950	0.000	0.000	43.390
Auxiliary Enterprises									
College of Education	10	0.000	0.000	0.000	2.000	0.000	0.000	0.000	2.000
Graduate Studies	12	0.000	0.000	0.000	2.000	2.000	0.000	0.000	4.000
Physical Plant Administration	33	0.000	0.000	0.000	1.000	9.650	0.000	3.110	13.760
Student Success	42	0.000	0.000	0.000	25.484	34.230	0.990	31.035	91.739
Business and Finance	43	0.000	0.000	0.000	1.000	3.250	0.000	0.859	5.109
General Expense	44	0.000	0.000	0.000	2.638	4.400	0.000	0.339	7.377
Student Housing	75	0.000	0.000	0.180	8.930	5.000	0.000	4.334	18.444
Intercollegiate Athletics	77	0.000	0.000	35.750	32.356	1.500	0.000	4.560	74.166
Arena	78	0.000	0.000	0.000	11.000	2.000	0.000	12.129	25.129
TOTAL Auxiliary Enterprises		0.000	0.000	35.930	86.408	62.030	0.990	56.366	241.724
Stores and Services									
Company Balance Sheets	98	0.000	0.000	0.000	2.200	1.000	0.000	0.000	3.200
Income Activity	99	0.000	0.000	0.000	1.000	0.000	0.000	0.000	1.000
TOTAL Stores and Services		0.000	0.000	0.000	3.200	1.000	0.000	0.000	4.200
TOTAL Restricted		5.740	1.610	39.277	151.758	72.370	0.990	56.366	328.111

Table 22b. UNO Unrestricted and Designated/Restricted Programs, 2023-2024

Subprogram Name and Number	Faculty	Academic Admin	Other Admin	Mgr/ Prof Staff	Office/ Service	Other Academic	Student Hourly & All Others	Total
TOTAL Unrestricted	667.900	69.840	12.523	292.816	270.869	65.950	35.814	1,415.712
TOTAL Designated	4.050	1.640	0.370	113.130	34.187	1.650	13.147	168.174
TOTAL Restricted	5.740	1.610	39.277	151.758	72.370	0.990	56.366	328.111
GRAND TOTAL University of Nebraska at Omaha	677.690	73.090	52.170	557.704	377.426	68.590	105.327	1,911.997

Business and Finance	43	0.000	0.000	0.000	0.629	0.000	0.000	0.000	0.629
TOTAL Gifts, Grants, and Contracts		1.500	0.061	0.000	9.060	1.900	0.000	0.000	12.521
Auxiliary Enterprises									
Academic Computing Support	29	0.000	0.000	0.000	2.998	0.000	0.000	0.000	2.998
Physical Plant Administration	33	0.000	0.000	0.389	0.871	34.806	0.000	6.610	42.676
Student Affairs	42	0.000	0.000	1.632	25.491	5.459	0.000	62.927	95.509
Business and Finance	43	0.000	0.000	3.563	6.553	33.997	0.000	1.483	45.596
General Expense	44	0.000	0.000	0.225	2.051	1.637	0.000	0.000	3.913
Intercollegiate Athletics	77	0.000	0.000	11.000	24.528	2.000	1.980	0.000	39.508
TOTAL Auxiliary Enterprises		0.000	0.000	16.809	62.492	77.899	1.980	71.020	230.200
Stores and Services									
Company Balance Sheets	98	0.000	0.000	1.000	5.000	2.500	0.000	0.000	8.500
Income Activity	99	17.000	0.000	0.000	0.000	0.000	0.000	13.000	30.000
TOTAL Stores and Services		17.000	0.000	1.000	5.000	2.500	0.000	13.000	38.500
TOTAL Restricted		18.500	0.061	17.809	79.883	83.506	1.980	84.020	285.759

Table 25b. UNK Unrestricted and Designated/Restricted Programs, 2023-2024

Subprogram Name and Number	Faculty	Academic Admin	Other Admin	Mgr/ Prof Staff	Office/ Service	Other Academic	Student Hourly & All Others	Total
TOTAL Unrestricted	317.350	26.239	28.542	127.812	145.524	18.480	25.780	689.727
TOTAL Designated	0.700	0.700	0.015	19.566	7.724	0.000	0.000	28.705
TOTAL Restricted	18.500	0.061	17.809	79.883	83.506	1.980	84.020	285.759
GRAND TOTAL University of Nebraska at Kearney	336.550	27.000	46.366	227.261	236.754	20.460	109.800	1,004.191

Table 26. UNOP Unrestricted Subprograms, Employee FTE, 2023-2024

Subprogram Name and Number	Faculty	Academic Admin	Other Admin	Mgr/ Prof Staff	Office/ Service	Other Academic	Student Hourly & All Others	Total
Instruction, Research, Extension, and Public Service								
EPSCoR	31	0.000	0.200	0.000	0.900	0.300	0.000	1.400
Research Initiative	32	0.000	0.000	0.000	0.500	0.000	0.000	0.500
Buffett Early Childhood Institute	47	0.000	1.000	2.000	2.464	0.000	0.000	5.464
NU Online	48	0.000	0.000	0.000	1.500	0.000	0.000	1.500
Procure-to-Pay (P2P)	49	0.000	0.000	1.500	18.188	14.500	0.400	34.588
Plant Operations and Maintenance								
Facilities Management & Planning	33	0.000	0.000	0.500	6.500	0.000	0.100	7.100
Administration and General Expense								
Information Technology Services	29	0.400	0.000	9.600	120.791	6.980	1.500	139.271
System Administration	41	0.000	2.000	19.000	31.408	6.500	2.500	61.408
Nebraska Student Information System	42	0.000	0.000	0.000	19.500	0.000	0.000	19.500
SAP Activity	45	0.000	0.000	1.000	28.250	1.000	1.000	31.250
General Administration	46	0.000	0.000	0.000	10.300	1.000	0.000	11.300
TOTAL Unrestricted	0.400	3.200	33.600	240.301	30.280	0.000	5.500	313.281

Table 27. UNOP Designated Subprograms, Employee FTE, 2023-2024

Subprogram Name and Number	Faculty	Academic Admin	Other Admin	Mgr/ Prof Staff	Office/ Service	Other Academic	Student Hourly & All Others	Total
Revolving								
Information Technology Services	29	0.000	0.000	0.000	113.335	16.020	0.305	129.660
Distance Education	30	0.000	2.000	0.000	15.000	5.000	0.000	22.000
Facilities Management & Planning	33	0.000	0.000	1.000	27.500	6.500	0.000	35.000
Procure-to-Pay (P2P)	49	0.000	0.000	0.000	4.812	0.000	0.000	4.812
TOTAL Designated	0.000	2.000	1.000	160.647	27.520	0.000	0.305	191.472

Table 28. UNOP Restricted Subprograms, Employee FTE, 2023-2024

Subprogram Name and Number	Faculty	Academic Admin	Other Admin	Mgr/ Prof Staff	Office/ Service	Other Academic	Student Hourly & All Others	Total
Federal								
EPSCoR	31	0.000	0.300	0.000	2.100	0.700	0.000	3.100
TOTAL Federal	0.000	0.300	0.000	2.100	0.700	0.000	0.000	3.100
Gifts, Grants, and Contracts								
System Administration	41	0.000	0.000	0.000	1.642	0.000	0.000	1.642
General Administration	46	0.000	0.000	0.000	1.000	0.000	0.000	1.000
Buffett Early Childhood Institute	47	0.000	0.000	0.000	43.500	6.000	0.000	49.500
Agency Funds	74	0.000	0.000	1.000	7.000	0.000	0.000	8.000
TOTAL Gifts, Grants, and Contracts	0.000	0.000	1.000	53.142	6.000	0.000	0.000	60.142
Auxiliary Enterprises								
Information Technology Services	29	0.000	0.000	0.000	4.548	1.000	0.000	5.548
General Administration	46	0.000	0.000	0.000	0.500	0.500	0.000	1.000
TOTAL Auxiliary Enterprises	0.000	0.000	0.000	5.048	1.500	0.000	0.000	6.548
TOTAL Restricted	0.000	0.300	1.000	60.290	8.200	0.000	0.000	69.790

Table 28b. UNOP Unrestricted and Designated/Restricted Programs, 2023-2024

Subprogram Name and Number	Faculty	Academic Admin	Other Admin	Mgr/ Prof Staff	Office/ Service	Other Academic	Student Hourly & All Others	Total
TOTAL Unrestricted	0.400	3.200	33.600	240.301	30.280	0.000	5.500	313.281
TOTAL Designated	0.000	2.000	1.000	160.647	27.520	0.000	0.305	191.472
TOTAL Restricted	0.000	0.300	1.000	60.290	8.200	0.000	0.000	69.790
GRAND TOTAL Univ of Nebr Office of the President	0.400	5.500	35.600	461.238	66.000	0.000	5.805	574.543

EXPENDITURE SUMMARY
2023-2024 GENERAL OPERATING BUDGET
UNIVERSITY OF NEBRASKA
INCLUDING NCTA

UNIVERSITY TOTAL

ACCOUNT	DESCRIPTION	UNRESTRICTED	DESIGNATED AND/OR RESTRICTED					TOTAL
		STATE AND UNIVERSITY GENERATED	CASH	REVOLVING	FEDERAL	AUXILIARIES AND SERVICES	TRUST	
511000	FACULTY							
	Professor	112,734,153	492,323	885,605	8,901,969	413,614	19,779,947	143,207,611
	Associate Professor	92,840,215	799,919	1,199,643	3,641,650	589,585	18,284,477	117,355,489
	Assistant Professor	82,824,495	3,234,698	2,545,219	4,953,935	1,522,929	30,977,532	126,058,808
	Instructor	10,247,508	445,932	21,000	1,711,506	301,456	3,141,318	15,868,720
	Other	45,580,758	147,094	1,834,273	2,201,827	423,430	7,871,589	58,058,971
	SUBTOTAL FACULTY	344,227,129	5,119,966	6,485,740	21,410,887	3,251,014	80,054,863	460,549,599
512100	Other Administrators	56,245,240	1,993,531	1,640,402	551,679	29,561,648	2,896,697	92,889,197
512000	Chairpersons	17,857,409	39,000	109,674	400,511	50,907	2,184,008	20,641,509
513000	Managerial/Professional	149,764,431	11,185,594	49,159,802	18,707,945	82,959,515	49,603,244	361,380,531
514000	Clerical/Technical/Service	72,452,256	7,543,118	17,847,321	6,427,331	39,057,693	14,038,776	157,366,495
515000	Other Academic	35,533,967	1,131,002	1,236,475	4,369,291	607,334	2,950,934	45,829,003
516000	Student Wages	4,165,322	0	2,756,202	294,624	9,547,854	39,232	16,803,234
517000	Supplemental Salaries & Wages	8,809,254	11,239	636,025	0	1,893,828	0	11,350,346
	SUBTOTAL NONFACULTY	344,827,879	21,903,484	73,385,901	30,751,381	163,678,779	71,712,891	706,260,315
	SUBTOTAL SALARIES & WAGES	689,055,008	27,023,450	79,871,641	52,162,268	166,929,793	151,767,754	1,166,809,914
519100	Retirement Contribution	40,941,641	1,418,320	4,236,722	1,775,400	7,742,076	6,132,206	62,246,365
519200	FICA Contribution	39,946,488	1,465,858	5,288,705	2,745,257	9,480,901	7,764,759	66,691,968
519300	Health Insurance Contribution	99,009,723	3,463,626	14,153,982	7,912,507	22,592,916	23,976,679	171,109,433
519400	Life Insurance Contribution	884,726	182,053	87,773	51,977	752,460	146,070	2,105,059
519700	Unemployment Compensation	166,201	0	16,358	4,462	44,354	3,970	235,345
519800	Workers Compensation	2,064,800	24,099	307,723	208,756	720,991	614,753	3,941,122
	SUBTOTAL BENEFITS	183,013,579	6,553,956	24,091,263	12,698,359	41,333,698	38,638,437	306,329,292
	TOTAL PERSONAL SERVICES	872,068,587	33,577,406	103,962,904	64,860,627	208,263,491	190,406,191	1,473,139,206
521000	Operating Expense	111,363,033	73,573,371	105,836,215	509,639,549	376,582,277	329,910,830	1,506,905,275
529000	Utilities	46,609,910	0	3,600	0	2,865,685	0	49,479,195
530000	Supplies & Materials	8,574,187	6,895,144	15,492,008	1,816,800	5,092,593	4,011,690	41,882,422
540000	Travel	1,965,044	5,594	1,244,747	335,700	3,155,910	159,000	6,865,995
550000	Capital Outlay	4,240,332	3,798,485	7,431,475	148,000	4,355,596	246,000	20,219,888
560000	Government Aid	860,244	0	1,064,956	140,659,324	1,505,456	43,018,289	187,108,269
570000	Cost of Goods Sold	0	0	1,334,095	0	32,178,992	0	33,513,087
	TOTAL NET OPERATING EXPENSES	173,612,750	84,272,594	132,407,096	652,599,373	425,736,509	377,345,809	1,845,974,131
	UNIVERSITY TOTAL	1,045,681,337	117,850,000	236,370,000	717,460,000	634,000,000	567,752,000	3,319,113,337

REVENUE SUMMARY
2023-2024 GENERAL OPERATING BUDGET
UNIVERSITY OF NEBRASKA
INCLUDING NCTA

UNIVERSITY TOTAL

ACCOUNT	DESCRIPTION	UNRESTRICTED	DESIGNATED AND/OR RESTRICTED					TOTAL
		STATE AND UNIVERSITY GENERATED	CASH	REVOLVING	FEDERAL	AUXILIARIES AND SERVICES	TRUST	
410000	State Appropriation	667,939,406	0	0	0	0	0	667,939,406
TOTAL STATE SUPPORT		667,939,406	0	0	0	0	0	667,939,406
460000	Restricted Revenue	0	0	0	673,639,170	0	0	673,639,170
461000	Federal Grants & Contract	0	0	0	11,937,775	0	0	11,937,775
490000	Other Revenues	0	0	0	31,883,055	0	0	31,883,055
TOTAL FEDERAL FUND		0	0	0	717,460,000	0	0	717,460,000
442100	Institutional Student Fee	0	0	5,419,145	0	0	0	5,419,145
442500	Student Transcript Fees	0	0	140,644	0	0	0	140,644
442810	Other Student Fees	0	0	48,969,322	0	14,282,743	0	63,252,065
450000	Sales and Services	0	0	200,948,403	0	551,356,820	0	752,305,223
459950	Sales & Services/Offset -	0	0	-19,269,774	0	-7,186,129	0	-26,455,903
460000	Restricted Revenue	0	0	0	0	784,026	0	784,026
461000	Federal Grants & Contract	0	0	137,260	0	14,084	0	151,344
464000	Private Gifts & Contracts	0	0	25,000	0	74,748,456	0	74,773,456
TOTAL REVOLVING FUND		0	0	236,370,000	0	634,000,000	0	870,370,000
442810	Other Student Fees	0	0	0	0	0	160,000	160,000
460000	Restricted Revenue	0	0	0	0	0	566,725,536	566,725,536
461000	Federal Grants & Contract	0	0	0	0	0	700,000	700,000
464000	Private Gifts & Contracts	0	0	0	0	0	166,464	166,464
TOTAL TRUST FUND		0	0	0	0	0	567,752,000	567,752,000
441100	Undergraduate Resident	189,314,464	0	0	0	0	0	189,314,464
441110	Undergraduate Nonresident	149,824,417	0	0	0	0	0	149,824,417
441120	Undergraduate Audit	2,435	0	0	0	0	0	2,435
441200	Graduate Resident	27,696,081	0	0	0	0	0	27,696,081
441210	Graduate Nonresident	54,633,569	0	0	0	0	0	54,633,569
441300	Off-Campus Undergraduate	64,415,168	0	0	0	0	0	64,415,168
441320	Offutt Undergraduate	219,062	0	0	0	0	0	219,062
441600	Professional Resident	35,726,912	0	0	0	0	0	35,726,912
441610	Professional Nonresident	20,322,204	0	0	0	0	0	20,322,204
441995	Tuition Transfer Program	-5,989,912	0	0	0	0	0	-5,989,912
TOTAL GROSS TUITION		536,164,400	0	0	0	0	0	536,164,400
441001	Tuition Adjustments	-7,916,077	0	0	0	0	0	-7,916,077
441990	Tuition Remissions	-183,438,398	0	0	0	0	0	-183,438,398
441991	Tuition Remissions	13,805,146	0	0	0	0	0	13,805,146
TOTAL TUITION OFFSETS		-177,549,329	0	0	0	0	0	-177,549,329
SUBTOTAL NET TUITION (CASH)		358,615,071	0	0	0	0	0	358,615,071
442100	Institutional Student Fee	480,953	0	0	0	0	0	480,953

REVENUE SUMMARY
2023-2024 GENERAL OPERATING BUDGET
UNIVERSITY OF NEBRASKA
INCLUDING NCTA

UNIVERSITY TOTAL

ACCOUNT	DESCRIPTION	UNRESTRICTED	DESIGNATED AND/OR RESTRICTED					TOTAL
		STATE AND UNIVERSITY GENERATED	CASH	REVOLVING	FEDERAL	AUXILIARIES AND SERVICES	TRUST	
442310	Application Fees - Gradua	310,274	0	0	0	0	0	310,274
442420	Change of Schedule Fees	1,040,954	0	0	0	0	0	1,040,954
442710	Graduation Processing Fee	38,000	0	0	0	0	0	38,000
442800	Late Payment Fees	1,104,738	0	0	0	0	0	1,104,738
442810	Other Student Fees	568,511	0	0	0	0	0	568,511
SUBTOTAL STUDENT FEES		3,543,430	0	0	0	0	0	3,543,430
430000	Invest Loan/Endowment	6,760,000	0	0	0	0	0	6,760,000
450000	Sales and Services	0	37,200,000	0	0	0	0	37,200,000
461900	Indirect Costs-Federal	2,965,000	80,650,000	0	0	0	0	83,615,000
490000	Other Revenues	14,517,000	0	0	0	0	0	14,517,000
490100	Misc Cash Income	321,000	0	0	0	0	0	321,000
490200	Misc Other Income	2,020,430	0	0	0	0	0	2,020,430
833428	U-Wide Debt Svc & Admin S	-11,000,000	0	0	0	0	0	-11,000,000
SUBTOTAL OTHER CASH		15,583,430	117,850,000	0	0	0	0	136,976,860
TOTAL CASH FUND		377,741,931	117,850,000	0	0	0	0	495,591,931
TOTAL REVENUE		1,045,681,337	117,850,000	236,370,000	717,460,000	634,000,000	567,752,000	3,319,113,337

EXPENDITURE SUMMARY
2023-2024 GENERAL OPERATING BUDGET
UNIVERSITY OF NEBRASKA
EXCLUDING NCTA

UNIVERSITY TOTAL

ACCOUNT	DESCRIPTION	UNRESTRICTED	DESIGNATED AND/OR RESTRICTED					TOTAL
		STATE AND UNIVERSITY GENERATED	CASH	REVOLVING	FEDERAL	AUXILIARIES AND SERVICES	TRUST	
511000	FACULTY							
	Professor	112,734,153	492,323	885,605	8,901,969	413,614	19,779,947	143,207,611
	Associate Professor	92,353,475	799,919	1,199,643	3,641,650	589,585	18,284,477	116,868,749
	Assistant Professor	82,234,662	3,234,698	2,545,219	4,953,935	1,522,929	30,977,532	125,468,975
	Instructor	10,247,508	445,932	21,000	1,711,506	301,456	3,141,318	15,868,720
	Other	45,227,364	147,094	1,834,273	2,201,827	423,430	7,871,589	57,705,577
	SUBTOTAL FACULTY	342,797,162	5,119,966	6,485,740	21,410,887	3,251,014	80,054,863	459,119,632
512100	Other Administrators	55,887,746	1,993,531	1,640,402	551,679	29,561,648	2,896,697	92,531,703
512000	Chairpersons	17,857,409	39,000	109,674	400,511	50,907	2,184,008	20,641,509
513000	Managerial/Professional	149,139,183	11,185,594	49,159,802	18,707,945	82,915,327	49,603,244	360,711,095
514000	Clerical/Technical/Service	71,994,374	7,543,118	17,847,321	6,427,331	38,818,145	14,038,776	156,669,065
515000	Other Academic	35,533,967	1,131,002	1,236,475	4,369,291	607,334	2,950,934	45,829,003
516000	Student Wages	4,107,862	0	2,751,596	294,624	9,526,048	39,232	16,719,362
517000	Supplemental Salaries & Wages	8,809,254	11,239	636,025	0	1,893,828	0	11,350,346
	SUBTOTAL NONFACULTY	343,329,795	21,903,484	73,381,295	30,751,381	163,373,237	71,712,891	704,452,083
	SUBTOTAL SALARIES & WAGES	686,126,957	27,023,450	79,867,035	52,162,268	166,624,251	151,767,754	1,163,571,715
519100	Retirement Contribution	40,743,836	1,418,320	4,236,722	1,775,400	7,730,466	6,132,206	62,036,950
519200	FICA Contribution	39,709,684	1,465,858	5,288,705	2,745,257	9,460,124	7,764,759	66,434,387
519300	Health Insurance Contribution	98,517,022	3,463,626	14,153,982	7,912,507	22,520,196	23,976,679	170,544,012
519400	Life Insurance Contribution	881,682	182,053	87,773	51,977	752,155	146,070	2,101,710
519700	Unemployment Compensation	166,201	0	16,358	4,462	44,354	3,970	235,345
519800	Workers Compensation	2,056,313	24,099	306,484	208,756	719,771	614,753	3,930,176
	SUBTOTAL BENEFITS	182,074,738	6,553,956	24,090,024	12,698,359	41,227,066	38,638,437	305,282,580
	TOTAL PERSONAL SERVICES	868,201,695	33,577,406	103,957,059	64,860,627	207,851,317	190,406,191	1,468,854,295
521000	Operating Expense	110,901,419	73,573,371	105,167,060	509,639,549	375,494,451	329,910,830	1,504,686,680
529000	Utilities	46,068,677	0	3,600	0	2,865,685	0	48,937,962
530000	Supplies & Materials	8,574,187	6,895,144	15,492,008	1,816,800	5,092,593	4,011,690	41,882,422
540000	Travel	1,965,044	5,594	1,244,747	335,700	3,155,910	159,000	6,865,995
550000	Capital Outlay	4,240,332	3,798,485	7,431,475	148,000	4,355,596	246,000	20,219,888
560000	Government Aid	860,244	0	1,064,956	140,659,324	1,505,456	43,018,289	187,108,269
570000	Cost of Goods Sold	0	0	1,334,095	0	32,178,992	0	33,513,087
	TOTAL NET OPERATING EXPENSES	172,609,903	84,272,594	131,737,941	652,599,373	424,648,683	377,345,809	1,843,214,303
	UNIVERSITY TOTAL	1,040,811,598	117,850,000	235,695,000	717,460,000	632,500,000	567,752,000	3,312,068,598

REVENUE SUMMARY
2023-2024 GENERAL OPERATING BUDGET
UNIVERSITY OF NEBRASKA
EXCLUDING NCTA

UNIVERSITY TOTAL

ACCOUNT	DESCRIPTION	UNRESTRICTED	DESIGNATED AND/OR RESTRICTED					TOTAL
		STATE AND UNIVERSITY GENERATED	CASH	REVOLVING	FEDERAL	AUXILIARIES AND SERVICES	TRUST	
410000	State Appropriation	664,144,540	0	0	0	0	0	664,144,540
TOTAL STATE SUPPORT		664,144,540	0	0	0	0	0	664,144,540
460000	Restricted Revenue	0	0	0	673,639,170	0	0	673,639,170
461000	Federal Grants & Contract	0	0	0	11,937,775	0	0	11,937,775
490000	Other Revenues	0	0	0	31,883,055	0	0	31,883,055
TOTAL FEDERAL FUND		0	0	0	717,460,000	0	0	717,460,000
442100	Institutional Student Fee	0	0	5,419,145	0	0	0	5,419,145
442500	Student Transcript Fees	0	0	140,644	0	0	0	140,644
442810	Other Student Fees	0	0	48,969,322	0	14,282,743	0	63,252,065
450000	Sales and Services	0	0	200,273,403	0	549,856,820	0	750,130,223
459950	Sales & Services/Offset -	0	0	-19,269,774	0	-7,186,129	0	-26,455,903
460000	Restricted Revenue	0	0	0	0	784,026	0	784,026
461000	Federal Grants & Contract	0	0	137,260	0	14,084	0	151,344
464000	Private Gifts & Contracts	0	0	25,000	0	74,748,456	0	74,773,456
TOTAL REVOLVING FUND		0	0	235,695,000	0	632,500,000	0	868,195,000
442810	Other Student Fees	0	0	0	0	0	160,000	160,000
460000	Restricted Revenue	0	0	0	0	0	566,725,536	566,725,536
461000	Federal Grants & Contract	0	0	0	0	0	700,000	700,000
464000	Private Gifts & Contracts	0	0	0	0	0	166,464	166,464
TOTAL TRUST FUND		0	0	0	0	0	567,752,000	567,752,000
441100	Undergraduate Resident	188,459,033	0	0	0	0	0	188,459,033
441110	Undergraduate Nonresident	149,515,538	0	0	0	0	0	149,515,538
441120	Undergraduate Audit	2,435	0	0	0	0	0	2,435
441200	Graduate Resident	27,696,081	0	0	0	0	0	27,696,081
441210	Graduate Nonresident	54,633,569	0	0	0	0	0	54,633,569
441300	Off-Campus Undergraduate	64,415,168	0	0	0	0	0	64,415,168
441320	Offutt Undergraduate	219,062	0	0	0	0	0	219,062
441600	Professional Resident	35,726,912	0	0	0	0	0	35,726,912
441610	Professional Nonresident	20,322,204	0	0	0	0	0	20,322,204
441995	Tuition Transfer Program	-5,989,912	0	0	0	0	0	-5,989,912
TOTAL GROSS TUITION		535,000,090	0	0	0	0	0	535,000,090
441001	Tuition Adjustments	-7,883,950	0	0	0	0	0	-7,883,950
441990	Tuition Remissions	-183,381,088	0	0	0	0	0	-183,381,088
441991	Tuition Remissions	13,805,146	0	0	0	0	0	13,805,146
TOTAL TUITION OFFSETS		-177,459,892	0	0	0	0	0	-177,459,892
SUBTOTAL NET TUITION (CASH)		357,540,198	0	0	0	0	0	357,540,198
442100	Institutional Student Fee	480,953	0	0	0	0	0	480,953

REVENUE SUMMARY
2023-2024 GENERAL OPERATING BUDGET
UNIVERSITY OF NEBRASKA
EXCLUDING NCTA

UNIVERSITY TOTAL

ACCOUNT	DESCRIPTION	UNRESTRICTED	DESIGNATED AND/OR RESTRICTED					TOTAL
		STATE AND UNIVERSITY GENERATED	CASH	REVOLVING	FEDERAL	AUXILIARIES AND SERVICES	TRUST	
442310	Application Fees - Gradua	310,274	0	0	0	0	0	310,274
442420	Change of Schedule Fees	1,040,954	0	0	0	0	0	1,040,954
442710	Graduation Processing Fee	38,000	0	0	0	0	0	38,000
442800	Late Payment Fees	1,104,738	0	0	0	0	0	1,104,738
442810	Other Student Fees	568,511	0	0	0	0	0	568,511
SUBTOTAL STUDENT FEES		3,543,430	0	0	0	0	0	3,543,430
430000	Invest Loan/Endowment	6,760,000	0	0	0	0	0	6,760,000
450000	Sales and Services	0	37,200,000	0	0	0	0	37,200,000
461900	Indirect Costs-Federal	2,965,000	80,650,000	0	0	0	0	83,615,000
490000	Other Revenues	14,517,000	0	0	0	0	0	14,517,000
490100	Misc Cash Income	321,000	0	0	0	0	0	321,000
490200	Misc Other Income	2,020,430	0	0	0	0	0	2,020,430
833428	U-Wide Debt Svc & Admin S	-11,000,000	0	0	0	0	0	-11,000,000
SUBTOTAL OTHER CASH		15,583,430	117,850,000	0	0	0	0	136,976,860
TOTAL CASH FUND		376,667,058	117,850,000	0	0	0	0	494,517,058
TOTAL REVENUE		1,040,811,598	117,850,000	235,695,000	717,460,000	632,500,000	567,752,000	3,312,068,598

EXPENDITURE SUMMARY
2023-2024 GENERAL OPERATING BUDGET
UNIVERSITY OF NEBRASKA - LINCOLN
INCLUDING IANR

CAMPUS TOTAL

ACCOUNT	DESCRIPTION	UNRESTRICTED	DESIGNATED AND/OR RESTRICTED					TOTAL
		STATE AND UNIVERSITY GENERATED	CASH	REVOLVING	FEDERAL	AUXILIARIES AND SERVICES	TRUST	
511000 FACULTY								
	Professor	68,811,255	0	854,647	1,422,083	145,543	3,102,031	74,335,559
	Associate Professor	51,175,643	9,814	1,131,910	858,844	273,639	588,955	54,038,805
	Assistant Professor	37,284,297	0	2,449,376	830,462	0	2,032,472	42,596,607
	Other	16,511,877	0	1,107,749	-434,808	289,058	2,991,636	20,465,512
	SUBTOTAL FACULTY	173,783,072	9,814	5,543,682	2,676,581	708,240	8,715,094	191,436,483
512100	Other Administrators	23,849,526	1,004,332	992,553	46,165	23,661,167	899,111	50,452,854
512000	Chairpersons	8,723,357	0	16,458	0	0	999,133	9,738,948
513000	Managerial/Professional	64,172,192	4,023,825	27,876,736	6,563,779	55,545,410	12,787,159	170,969,101
514000	Clerical/Technical/Service	30,600,515	59,914	14,639,179	4,762,974	22,546,845	1,414,912	74,024,339
515000	Other Academic	16,607,200	0	1,145,544	967,545	319,526	718,514	19,758,329
516000	Student Wages	2,395,720	0	1,375,541	0	7,967,231	1,000	11,739,492
517000	Supplemental Salaries & Wages	809,503	0	266,639	0	558,620	0	1,634,762
	SUBTOTAL NONFACULTY	147,158,013	5,088,071	46,312,650	12,340,463	110,598,799	16,819,829	338,317,825
	SUBTOTAL SALARIES & WAGES	320,941,085	5,097,885	51,856,332	15,017,044	111,307,039	25,534,923	529,754,308
519100	Retirement Contribution	20,111,481	0	2,706,412	566,532	4,855,077	915,536	29,155,038
519200	FICA Contribution	18,930,023	0	3,419,113	1,018,473	5,994,401	1,195,904	30,557,914
519300	Health Insurance Contribution	43,867,754	0	8,937,895	2,623,150	13,016,747	3,029,570	71,475,116
519400	Life Insurance Contribution	251,695	0	49,009	14,643	69,408	18,407	403,162
519700	Unemployment Compensation	86,201	0	16,358	4,462	39,354	3,970	150,345
519800	Workers Compensation	956,813	0	185,053	76,038	469,177	134,012	1,821,093
	SUBTOTAL BENEFITS	84,203,967	0	15,313,840	4,303,298	24,444,164	5,297,399	133,562,668
	TOTAL PERSONAL SERVICES	405,145,052	5,097,885	67,170,172	19,320,342	135,751,203	30,832,322	663,316,976
521000	Operating Expense	23,241,849	25,302,115	72,828,902	289,674,958	266,023,484	154,167,678	831,238,986
529000	Utilities	25,387,409	0	3,600	0	765,531	0	26,156,540
530000	Supplies & Materials	39,329	0	185,000	0	0	0	224,329
540000	Travel	1,003,472	0	933,381	4,700	739,112	0	2,680,665
550000	Capital Outlay	1,873,361	3,600,000	6,878,945	0	2,918,544	0	15,270,850
560000	Government Aid	250,509	0	0	0	0	0	250,509
570000	Cost of Goods Sold	0	0	0	0	5,802,126	0	5,802,126
	TOTAL NET OPERATING EXPENSES	51,795,929	28,902,115	80,829,828	289,679,658	276,248,797	154,167,678	881,624,005
	CAMPUS TOTAL	456,940,981	34,000,000	148,000,000	309,000,000	412,000,000	185,000,000	1,544,940,981

REVENUE SUMMARY
2023-2024 GENERAL OPERATING BUDGET
UNIVERSITY OF NEBRASKA - LINCOLN
INCLUDING IANR

CAMPUS TOTAL

ACCOUNT	DESCRIPTION	UNRESTRICTED STATE AND UNIVERSITY GENERATED	DESIGNATED AND/OR RESTRICTED					TOTAL
			CASH	REVOLVING	FEDERAL	AUXILIARIES AND SERVICES	TRUST	
410000	State Appropriation	275,797,229	0	0	0	0	0	275,797,229
TOTAL STATE SUPPORT		275,797,229	0	0	0	0	0	275,797,229
460000	Restricted Revenue	0	0	0	309,000,000	0	0	309,000,000
TOTAL FEDERAL FUND		0	0	0	309,000,000	0	0	309,000,000
442810	Other Student Fees	0	0	4,731,503	0	6,000,000	0	10,731,503
450000	Sales and Services	0	0	162,538,271	0	332,540,456	0	495,078,727
459950	Sales & Services/Offset -	0	0	-19,269,774	0	-591,980	0	-19,861,754
464000	Private Gifts & Contracts	0	0	0	0	74,051,524	0	74,051,524
TOTAL REVOLVING FUND		0	0	148,000,000	0	412,000,000	0	560,000,000
460000	Restricted Revenue	0	0	0	0	0	185,000,000	185,000,000
TOTAL TRUST FUND		0	0	0	0	0	185,000,000	185,000,000
441100	Undergraduate Resident	115,471,251	0	0	0	0	0	115,471,251
441110	Undergraduate Nonresident	127,336,375	0	0	0	0	0	127,336,375
441200	Graduate Resident	9,970,822	0	0	0	0	0	9,970,822
441210	Graduate Nonresident	40,744,176	0	0	0	0	0	40,744,176
441600	Professional Resident	3,285,745	0	0	0	0	0	3,285,745
441610	Professional Nonresident	5,068,782	0	0	0	0	0	5,068,782
TOTAL GROSS TUITION		301,877,151	0	0	0	0	0	301,877,151
441001	Tuition Adjustments	-4,067,446	0	0	0	0	0	-4,067,446
441990	Tuition Remissions	-131,948,175	0	0	0	0	0	-131,948,175
441991	Tuition Remissions	12,153,174	0	0	0	0	0	12,153,174
TOTAL TUITION OFFSETS		-123,862,447	0	0	0	0	0	-123,862,447
SUBTOTAL NET TUITION (CASH)		178,014,704	0	0	0	0	0	178,014,704
442100	Institutional Student Fee	169,798	0	0	0	0	0	169,798
442310	Application Fees - Gradua	210,274	0	0	0	0	0	210,274
442420	Change of Schedule Fees	1,040,954	0	0	0	0	0	1,040,954
442800	Late Payment Fees	318,738	0	0	0	0	0	318,738
442810	Other Student Fees	448,511	0	0	0	0	0	448,511
SUBTOTAL STUDENT FEES		2,188,275	0	0	0	0	0	2,188,275
430000	Invest Loan/Endowment	2,900,000	0	0	0	0	0	2,900,000
461900	Indirect Costs-Federal	700,000	34,000,000	0	0	0	0	34,700,000
490000	Other Revenues	3,000,000	0	0	0	0	0	3,000,000
490100	Misc Cash Income	250,000	0	0	0	0	0	250,000
833428	U-Wide Debt Svc & Admin S	-5,909,227	0	0	0	0	0	-5,909,227
SUBTOTAL OTHER CASH		940,773	34,000,000	0	0	0	0	37,129,048
TOTAL CASH FUND		181,143,752	34,000,000	0	0	0	0	215,143,752
TOTAL REVENUE		456,940,981	34,000,000	148,000,000	309,000,000	412,000,000	185,000,000	1,544,940,981

7/26/23

8:36:36AM

EXPENDITURE SUMMARY
2023-2024 GENERAL OPERATING BUDGET
UNIVERSITY OF NEBRASKA - LINCOLN
EXCLUDING IANR AND NCTA

CAMPUS TOTAL

ACCOUNT	DESCRIPTION	UNRESTRICTED	DESIGNATED AND/OR RESTRICTED					TOTAL
		STATE AND UNIVERSITY GENERATED	CASH	REVOLVING	FEDERAL	AUXILIARIES AND SERVICES	TRUST	
511000	FACULTY							
	Professor	43,904,084	0	312,391	285,692	51,289	2,180,461	46,733,917
	Associate Professor	35,235,483	9,814	555,491	315,579	273,639	236,372	36,626,378
	Assistant Professor	26,630,969	0	821,560	389,737	0	1,261,192	29,103,458
	Other	21,195,262	0	762,323	187,645	382,271	318,007	22,845,508
	SUBTOTAL FACULTY	126,965,798	9,814	2,451,765	1,178,653	707,199	3,996,032	135,309,261
512100	Other Administrators	19,079,217	1,004,332	992,553	14,927	23,661,167	899,111	45,651,307
512000	Chairpersons	4,456,721	0	0	0	0	120,335	4,577,056
513000	Managerial/Professional	47,490,897	4,023,825	18,540,320	3,313,313	54,845,855	10,659,491	138,873,701
514000	Clerical/Technical/Service	24,717,109	59,914	11,592,414	290,491	22,407,959	1,329,223	60,397,110
515000	Other Academic	12,056,378	0	521,387	0	319,526	56,375	12,953,666
516000	Student Wages	1,695,646	0	1,017,176	0	7,928,281	1,000	10,642,103
517000	Supplemental Salaries & Wages	809,503	0	241,639	0	558,620	0	1,609,762
	SUBTOTAL NONFACULTY	110,305,471	5,088,071	32,905,489	3,618,731	109,721,408	13,065,535	274,704,705
	SUBTOTAL SALARIES & WAGES	237,271,269	5,097,885	35,357,254	4,797,384	110,428,607	17,061,567	410,013,966
519100	Retirement Contribution	13,266,185	0	1,881,451	259,939	4,796,220	610,493	20,814,288
519200	FICA Contribution	12,865,277	0	2,346,671	384,853	5,934,668	789,179	22,320,648
519300	Health Insurance Contribution	30,295,490	0	5,077,107	650,753	12,865,657	1,648,415	50,537,422
519400	Life Insurance Contribution	164,578	0	32,504	4,423	68,530	9,933	279,968
519700	Unemployment Compensation	86,201	0	16,358	4,462	39,354	3,970	150,345
519800	Workers Compensation	665,471	0	185,053	76,038	469,177	134,012	1,529,751
	SUBTOTAL BENEFITS	57,343,202	0	9,539,144	1,380,468	24,173,606	3,196,002	95,632,422
	TOTAL PERSONAL SERVICES	294,614,471	5,097,885	44,896,398	6,177,852	134,602,213	20,257,569	505,646,388
521000	Operating Expense	13,152,558	25,302,115	61,637,457	247,822,148	262,323,474	128,242,431	738,480,183
529000	Utilities	23,533,926	0	0	0	765,531	0	24,299,457
530000	Supplies & Materials	0	0	185,000	0	0	0	185,000
540000	Travel	431,233	0	584,420	0	663,112	0	1,678,765
550000	Capital Outlay	1,854,684	2,000,000	4,696,725	0	2,843,544	0	11,394,953
560000	Government Aid	250,509	0	0	0	0	0	250,509
570000	Cost of Goods Sold	0	0	0	0	5,802,126	0	5,802,126
	TOTAL NET OPERATING EXPENSES	39,222,910	27,302,115	67,103,602	247,822,148	272,397,787	128,242,431	782,090,993
	CAMPUS TOTAL	333,837,381	32,400,000	112,000,000	254,000,000	407,000,000	148,500,000	1,287,737,381

REVENUE SUMMARY
2023-2024 GENERAL OPERATING BUDGET
UNIVERSITY OF NEBRASKA - LINCOLN
EXCLUDING IANR AND NCTA

CAMPUS TOTAL

ACCOUNT	DESCRIPTION	UNRESTRICTED STATE AND UNIVERSITY GENERATED	DESIGNATED AND/OR RESTRICTED					TOTAL
			CASH	REVOLVING	FEDERAL	AUXILIARIES AND SERVICES	TRUST	
410000	State Appropriation	176,636,910	0	0	0	0	0	176,636,910
TOTAL STATE SUPPORT		176,636,910	0	0	0	0	0	176,636,910
460000	Restricted Revenue	0	0	0	254,000,000	0	0	254,000,000
TOTAL FEDERAL FUND		0	0	0	254,000,000	0	0	254,000,000
442810	Other Student Fees	0	0	4,731,503	0	6,000,000	0	10,731,503
450000	Sales and Services	0	0	107,268,497	0	326,948,476	0	434,216,973
464000	Private Gifts & Contracts	0	0	0	0	74,051,524	0	74,051,524
TOTAL REVOLVING FUND		0	0	112,000,000	0	407,000,000	0	519,000,000
460000	Restricted Revenue	0	0	0	0	0	148,500,000	148,500,000
TOTAL TRUST FUND		0	0	0	0	0	148,500,000	148,500,000
441100	Undergraduate Resident	102,246,595	0	0	0	0	0	102,246,595
441110	Undergraduate Nonresident	112,652,629	0	0	0	0	0	112,652,629
441200	Graduate Resident	8,247,829	0	0	0	0	0	8,247,829
441210	Graduate Nonresident	32,371,425	0	0	0	0	0	32,371,425
441600	Professional Resident	3,285,745	0	0	0	0	0	3,285,745
441610	Professional Nonresident	5,068,782	0	0	0	0	0	5,068,782
TOTAL GROSS TUITION		263,873,005	0	0	0	0	0	263,873,005
441001	Tuition Adjustments	-3,504,837	0	0	0	0	0	-3,504,837
441990	Tuition Remissions	-118,918,541	0	0	0	0	0	-118,918,541
441991	Tuition Remissions	12,153,174	0	0	0	0	0	12,153,174
TOTAL TUITION OFFSETS		-110,270,204	0	0	0	0	0	-110,270,204
SUBTOTAL NET TUITION (CASH)		153,602,801	0	0	0	0	0	153,602,801
442100	Institutional Student Fee	169,798	0	0	0	0	0	169,798
442310	Application Fees - Gradua	210,274	0	0	0	0	0	210,274
442420	Change of Schedule Fees	1,040,954	0	0	0	0	0	1,040,954
442800	Late Payment Fees	318,738	0	0	0	0	0	318,738
442810	Other Student Fees	448,511	0	0	0	0	0	448,511
SUBTOTAL STUDENT FEES		2,188,275	0	0	0	0	0	2,188,275
430000	Invest Loan/Endowment	2,900,000	0	0	0	0	0	2,900,000
461900	Indirect Costs-Federal	700,000	32,400,000	0	0	0	0	33,100,000
490000	Other Revenues	3,000,000	0	0	0	0	0	3,000,000
490100	Misc Cash Income	250,000	0	0	0	0	0	250,000
833428	U-Wide Debt Svc & Admin S	-5,440,605	0	0	0	0	0	-5,440,605
SUBTOTAL OTHER CASH		1,409,395	32,400,000	0	0	0	0	35,997,670
TOTAL CASH FUND		157,200,471	32,400,000	0	0	0	0	189,600,471
TOTAL REVENUE		333,837,381	32,400,000	112,000,000	254,000,000	407,000,000	148,500,000	1,287,737,381

7/26/23

10:16:39AM

EXPENDITURE SUMMARY
2023-2024 GENERAL OPERATING BUDGET
UNIVERSITY OF NEBRASKA - LINCOLN
EXCLUDING IANR AND NCTA

SUBPROGRAM #/NAME 01 Academic Affairs

ACCOUNT	DESCRIPTION	UNRESTRICTED STATE AND UNIVERSITY GENERATED	DESIGNATED AND/OR RESTRICTED					TOTAL
			CASH	REVOLVING	FEDERAL	AUXILIARIES AND SERVICES	TRUST	
511000 FACULTY								
	Professor	436,875	0	0	0	0	0	436,875
	Associate Professor	0	0	85,365	6,617	0	0	91,982
	Assistant Professor	289,195	0	0	0	0	0	289,195
	Other	9,787,299	0	0	9,926	0	0	9,797,225
	SUBTOTAL FACULTY	10,513,369	0	85,365	16,543	0	0	10,615,277
512100	Other Administrators	3,526,424	0	169,340	0	40,225	0	3,735,989
512000	Chairpersons	192,922	0	0	0	0	0	192,922
513000	Managerial/Professional	5,695,170	0	2,574,968	32,182	99,831	1,211,790	9,613,941
514000	Clerical/Technical/Service	338,731	0	297,171	22,738	0	0	658,640
515000	Other Academic	406,683	0	0	0	0	0	406,683
516000	Student Wages	67,226	0	0	0	21,916	0	89,142
	SUBTOTAL NONFACULTY	10,227,156	0	3,041,479	54,920	161,972	1,211,790	14,697,317
	SUBTOTAL SALARIES & WAGES	20,740,525	0	3,126,844	71,463	161,972	1,211,790	25,312,594
519100	Retirement Contribution	459,276	0	150,682	2,108	9,124	58,020	679,210
519200	FICA Contribution	467,101	0	168,467	2,664	12,716	74,961	725,909
519300	Health Insurance Contribution	1,144,210	0	377,668	9,200	33,779	167,850	1,732,707
519400	Life Insurance Contribution	5,446	0	2,383	36	143	990	8,998
519700	Unemployment Compensation	0	0	1,168	38	67	403	1,676
519800	Workers Compensation	0	0	13,171	1,172	865	13,976	29,184
	SUBTOTAL BENEFITS	2,076,033	0	713,539	15,218	56,694	316,200	3,177,684
	TOTAL PERSONAL SERVICES	22,816,558	0	3,840,383	86,681	218,666	1,527,990	28,490,278
521000	Operating Expense	-5,950,513	0	0	0	35,424	0	-5,915,089
540000	Travel	10,249	0	0	0	0	0	10,249
560000	Government Aid	22,702	0	0	0	0	0	22,702
	TOTAL NET OPERATING EXPENSES	-5,917,562	0	0	0	35,424	0	-5,882,138
	SUB PROGRAM TOTAL	16,898,996	0	3,840,383	86,681	254,090	1,527,990	22,608,140

EXPENDITURE SUMMARY
2023-2024 GENERAL OPERATING BUDGET
UNIVERSITY OF NEBRASKA - LINCOLN
EXCLUDING IANR AND NCTA

SUBPROGRAM #/NAME 02 College of Architecture

ACCOUNT	DESCRIPTION	UNRESTRICTED	DESIGNATED AND/OR RESTRICTED					TOTAL
		STATE AND UNIVERSITY GENERATED	CASH	REVOLVING	FEDERAL	AUXILIARIES AND SERVICES	TRUST	
511000	FACULTY							
	Professor	633,073	0	0	0	0	73,853	706,926
	Associate Professor	933,357	0	0	0	0	0	933,357
	Assistant Professor	879,215	0	0	0	0	0	879,215
	Other	671,486	0	0	0	0	0	671,486
	SUBTOTAL FACULTY	3,117,131	0	0	0	0	73,853	3,190,984
512100	Other Administrators	361,967	0	0	0	0	0	361,967
513000	Managerial/Professional	505,344	0	0	0	0	0	505,344
515000	Other Academic	180,410	0	0	0	0	0	180,410
516000	Student Wages	27,764	0	0	0	16,000	0	43,764
	SUBTOTAL NONFACULTY	1,075,485	0	0	0	16,000	0	1,091,485
	SUBTOTAL SALARIES & WAGES	4,192,616	0	0	0	16,000	73,853	4,282,469
519100	Retirement Contribution	167,353	0	0	0	0	3,233	170,586
519200	FICA Contribution	176,489	0	0	0	6	3,467	179,962
519300	Health Insurance Contribution	473,617	0	0	0	0	6,524	480,141
519400	Life Insurance Contribution	2,138	0	0	0	0	41	2,179
519700	Unemployment Compensation	0	0	0	0	0	11	11
519800	Workers Compensation	0	0	0	0	105	339	444
	SUBTOTAL BENEFITS	819,597	0	0	0	111	13,615	833,323
	TOTAL PERSONAL SERVICES	5,012,213	0	0	0	16,111	87,468	5,115,792
521000	Operating Expense	31,832	0	68,400	0	73,000	0	173,232
540000	Travel	0	0	10,000	0	0	0	10,000
	TOTAL NET OPERATING EXPENSES	31,832	0	78,400	0	73,000	0	183,232
	SUB PROGRAM TOTAL	5,044,045	0	78,400	0	89,111	87,468	5,299,024

EXPENDITURE SUMMARY
2023-2024 GENERAL OPERATING BUDGET
UNIVERSITY OF NEBRASKA - LINCOLN
EXCLUDING IANR AND NCTA

SUBPROGRAM #/NAME 05 College of Arts and Sciences

ACCOUNT	DESCRIPTION	UNRESTRICTED	DESIGNATED AND/OR RESTRICTED					TOTAL
		STATE AND UNIVERSITY GENERATED	CASH	REVOLVING	FEDERAL	AUXILIARIES AND SERVICES	TRUST	
511000 FACULTY								
	Professor	16,961,251	0	4,464	194,879	0	435,388	17,595,982
	Associate Professor	11,407,318	0	65,909	222,126	0	0	11,695,353
	Assistant Professor	4,566,290	0	0	301,180	0	375,673	5,243,143
	Other	4,218,416	0	180,580	150,765	0	0	4,549,761
	SUBTOTAL FACULTY	37,153,275	0	250,953	868,950	0	811,061	39,084,239
512100	Other Administrators	1,666,747	0	86,780	0	0	313,391	2,066,918
512000	Chairpersons	2,012,293	0	0	0	0	0	2,012,293
513000	Managerial/Professional	3,792,840	0	1,164,249	1,151,403	0	2,912,558	9,021,050
514000	Clerical/Technical/Service	1,853,917	0	718,436	159,026	33,706	458,283	3,223,368
515000	Other Academic	6,591,315	0	431,019	0	0	0	7,022,334
516000	Student Wages	172,428	0	161,327	0	0	0	333,755
	SUBTOTAL NONFACULTY	16,089,540	0	2,561,811	1,310,429	33,706	3,684,232	23,679,718
	SUBTOTAL SALARIES & WAGES	53,242,815	0	2,812,764	2,179,379	33,706	4,495,293	62,763,957
519100	Retirement Contribution	2,659,478	0	113,373	112,084	0	112,960	2,997,895
519200	FICA Contribution	2,832,963	0	155,921	164,490	6,709	164,748	3,324,831
519300	Health Insurance Contribution	7,063,335	0	299,417	277,320	6,919	334,545	7,981,536
519400	Life Insurance Contribution	32,840	0	1,896	1,925	39	2,023	38,723
519700	Unemployment Compensation	0	0	1,096	1,630	30	733	3,489
519800	Workers Compensation	0	0	12,605	28,523	413	29,342	70,883
	SUBTOTAL BENEFITS	12,588,616	0	584,308	585,972	14,110	644,351	14,417,357
	TOTAL PERSONAL SERVICES	65,831,431	0	3,397,072	2,765,351	47,816	5,139,644	77,181,314
521000	Operating Expense	2,857,579	0	731,519	0	53,816	0	3,642,914
540000	Travel	47,121	0	69,641	0	5,000	0	121,762
550000	Capital Outlay	88,500	0	952	0	0	0	89,452
	TOTAL NET OPERATING EXPENSES	2,993,200	0	802,112	0	58,816	0	3,854,128
	SUB PROGRAM TOTAL	68,824,631	0	4,199,184	2,765,351	106,632	5,139,644	81,035,442

EXPENDITURE SUMMARY
2023-2024 GENERAL OPERATING BUDGET
UNIVERSITY OF NEBRASKA - LINCOLN
EXCLUDING IANR AND NCTA

SUBPROGRAM #/NAME 06 College of Business Administration

ACCOUNT	DESCRIPTION	UNRESTRICTED	DESIGNATED AND/OR RESTRICTED					TOTAL
		STATE AND UNIVERSITY GENERATED	CASH	REVOLVING	FEDERAL	AUXILIARIES AND SERVICES	TRUST	
511000	FACULTY							
	Professor	4,089,562	0	0	0	0	262,000	4,351,562
	Associate Professor	6,436,621	0	0	0	0	153,229	6,589,850
	Assistant Professor	7,234,809	0	0	0	0	113,255	7,348,064
	Other	2,814,085	0	0	0	0	25,000	2,839,085
	SUBTOTAL FACULTY	20,575,077	0	0	0	0	553,484	21,128,561
512100	Other Administrators	1,929,336	0	0	0	0	238,401	2,167,737
512000	Chairpersons	733,095	0	0	0	0	0	733,095
513000	Managerial/Professional	2,152,896	0	145,334	0	0	294,615	2,592,845
514000	Clerical/Technical/Service	131,340	0	27,350	0	0	40,000	198,690
515000	Other Academic	590,878	0	0	0	0	0	590,878
516000	Student Wages	102,024	0	19,750	0	0	0	121,774
	SUBTOTAL NONFACULTY	5,639,569	0	192,434	0	0	573,016	6,405,019
	SUBTOTAL SALARIES & WAGES	26,214,646	0	192,434	0	0	1,126,500	27,533,580
519100	Retirement Contribution	1,365,733	0	7,873	0	0	27,886	1,401,492
519200	FICA Contribution	1,202,408	0	7,216	0	0	35,109	1,244,733
519300	Health Insurance Contribution	1,978,857	0	8,394	0	0	64,727	2,051,978
519400	Life Insurance Contribution	11,577	0	88	0	0	445	12,110
519700	Unemployment Compensation	0	0	53	0	0	208	261
519800	Workers Compensation	0	0	606	0	0	7,422	8,028
	SUBTOTAL BENEFITS	4,558,575	0	24,230	0	0	135,797	4,718,602
	TOTAL PERSONAL SERVICES	30,773,221	0	216,664	0	0	1,262,297	32,252,182
521000	Operating Expense	3,677,434	0	526,238	0	450,000	0	4,653,672
530000	Supplies & Materials	0	0	185,000	0	0	0	185,000
540000	Travel	27,762	0	10,000	0	0	0	37,762
550000	Capital Outlay	28,565	0	0	0	0	0	28,565
	TOTAL NET OPERATING EXPENSES	3,733,761	0	721,238	0	450,000	0	4,904,999
	SUB PROGRAM TOTAL	34,506,982	0	937,902	0	450,000	1,262,297	37,157,181

EXPENDITURE SUMMARY
2023-2024 GENERAL OPERATING BUDGET
UNIVERSITY OF NEBRASKA - LINCOLN
EXCLUDING IANR AND NCTA

SUBPROGRAM #/NAME 07 College of Fine and Performing Arts

ACCOUNT	DESCRIPTION	UNRESTRICTED	DESIGNATED AND/OR RESTRICTED				TOTAL	
		STATE AND UNIVERSITY GENERATED	CASH	REVOLVING	FEDERAL	AUXILIARIES AND SERVICES		TRUST
511000	FACULTY							
	Professor	3,463,152	0	0	0	0	122,000	3,585,152
	Associate Professor	2,033,429	0	0	0	0	0	2,033,429
	Assistant Professor	1,575,027	0	0	0	0	0	1,575,027
	Other	318,297	0	0	0	0	0	318,297
	SUBTOTAL FACULTY	7,389,905	0	0	0	0	122,000	7,511,905
512100	Other Administrators	1,133,314	0	0	0	0	21,000	1,154,314
512000	Chairpersons	0	0	0	0	0	12,000	12,000
513000	Managerial/Professional	1,076,999	0	0	0	0	216,588	1,293,587
514000	Clerical/Technical/Service	352,069	0	51,497	0	12,230	103,535	519,331
515000	Other Academic	763,365	0	0	0	0	0	763,365
516000	Student Wages	10,174	0	79,087	0	60,000	0	149,261
	SUBTOTAL NONFACULTY	3,335,921	0	130,584	0	72,230	353,123	3,891,858
	SUBTOTAL SALARIES & WAGES	10,725,826	0	130,584	0	72,230	475,123	11,403,763
519100	Retirement Contribution	636,491	0	3,851	0	0	16,541	656,883
519200	FICA Contribution	717,580	0	3,588	0	1,852	19,884	742,904
519300	Health Insurance Contribution	1,865,461	0	10,973	0	0	37,939	1,914,373
519400	Life Insurance Contribution	8,487	0	49	0	0	215	8,751
519700	Unemployment Compensation	0	0	26	0	6	108	140
519800	Workers Compensation	0	0	321	0	342	3,436	4,099
	SUBTOTAL BENEFITS	3,228,019	0	18,808	0	2,200	78,123	3,327,150
	TOTAL PERSONAL SERVICES	13,953,845	0	149,392	0	74,430	553,246	14,730,913
521000	Operating Expense	443,036	0	355,196	0	26,567	211,000	1,035,799
540000	Travel	0	0	18,000	0	0	0	18,000
	TOTAL NET OPERATING EXPENSES	443,036	0	373,196	0	26,567	211,000	1,053,799
	SUB PROGRAM TOTAL	14,396,881	0	522,588	0	100,997	764,246	15,784,712

EXPENDITURE SUMMARY
2023-2024 GENERAL OPERATING BUDGET
UNIVERSITY OF NEBRASKA - LINCOLN
EXCLUDING IANR AND NCTA

SUBPROGRAM #/NAME 11 College of Engineering and Technology

ACCOUNT	DESCRIPTION	UNRESTRICTED	DESIGNATED AND/OR RESTRICTED					TOTAL
		STATE AND UNIVERSITY GENERATED	CASH	REVOLVING	FEDERAL	AUXILIARIES AND SERVICES	TRUST	
511000 FACULTY								
	Professor	9,645,624	0	173,382	25,135	0	345,200	10,189,341
	Associate Professor	7,479,729	0	0	0	0	0	7,479,729
	Assistant Professor	6,938,750	0	120,618	0	0	260,753	7,320,121
	Other	2,162,259	0	0	0	0	10,000	2,172,259
	SUBTOTAL FACULTY	26,226,362	0	294,000	25,135	0	615,953	27,161,450
512100	Other Administrators	2,467,790	0	17,677	0	0	30,000	2,515,467
512000	Chairpersons	565,718	0	0	0	0	0	565,718
513000	Managerial/Professional	4,739,356	0	1,316,307	137,297	0	549,574	6,742,534
514000	Clerical/Technical/Service	1,491,151	0	573,241	0	0	83,015	2,147,407
515000	Other Academic	2,219,072	0	0	0	0	0	2,219,072
516000	Student Wages	156,148	0	5,879	0	0	0	162,027
	SUBTOTAL NONFACULTY	11,639,235	0	1,913,104	137,297	0	662,589	14,352,225
	SUBTOTAL SALARIES & WAGES	37,865,597	0	2,207,104	162,432	0	1,278,542	41,513,675
519100	Retirement Contribution	1,580,855	0	150,374	7,526	0	34,009	1,772,764
519200	FICA Contribution	1,618,981	0	172,666	14,570	0	43,763	1,849,980
519300	Health Insurance Contribution	3,404,287	0	327,685	12,630	0	93,651	3,838,253
519400	Life Insurance Contribution	17,545	0	2,391	127	0	492	20,555
519700	Unemployment Compensation	0	0	1,232	135	0	155	1,522
519800	Workers Compensation	0	0	16,007	4,056	0	6,891	26,954
	SUBTOTAL BENEFITS	6,621,668	0	670,355	39,044	0	178,961	7,510,028
	TOTAL PERSONAL SERVICES	44,487,265	0	2,877,459	201,476	0	1,457,503	49,023,703
521000	Operating Expense	1,181,304	0	302,975	0	0	0	1,484,279
540000	Travel	77,374	0	0	0	0	0	77,374
550000	Capital Outlay	52,201	0	26,500	0	0	0	78,701
560000	Government Aid	227,807	0	0	0	0	0	227,807
	TOTAL NET OPERATING EXPENSES	1,538,686	0	329,475	0	0	0	1,868,161
	SUB PROGRAM TOTAL	46,025,951	0	3,206,934	201,476	0	1,457,503	50,891,864

EXPENDITURE SUMMARY
2023-2024 GENERAL OPERATING BUDGET
UNIVERSITY OF NEBRASKA - LINCOLN
EXCLUDING IANR AND NCTA

SUBPROGRAM #/NAME 12 Research

ACCOUNT	DESCRIPTION	UNRESTRICTED	DESIGNATED AND/OR RESTRICTED					TOTAL
		STATE AND UNIVERSITY GENERATED	CASH	REVOLVING	FEDERAL	AUXILIARIES AND SERVICES	TRUST	
511000	FACULTY							
	Professor	126,449	0	0	0	0	0	126,449
	Associate Professor	143,184	9,814	44,360	0	0	0	197,358
	Other	0	0	0	0	0	56,463	56,463
	SUBTOTAL FACULTY	269,633	9,814	44,360	0	0	56,463	380,270
512100	Other Administrators	937,234	1,004,332	0	0	184,756	38,419	2,164,741
513000	Managerial/Professional	1,239,430	4,023,825	538,497	170,266	1,231,777	431,445	7,635,240
514000	Clerical/Technical/Service	364,527	59,914	457,005	0	706,912	55,089	1,643,447
515000	Other Academic	0	0	0	0	0	56,375	56,375
	SUBTOTAL NONFACULTY	2,541,191	5,088,071	995,502	170,266	2,123,445	581,328	11,499,803
	SUBTOTAL SALARIES & WAGES	2,810,824	5,097,885	1,039,862	170,266	2,123,445	637,791	11,880,073
519100	Retirement Contribution	155,555	0	41,892	20,636	152,733	23,258	394,074
519200	FICA Contribution	139,163	0	64,582	26,085	176,823	44,791	451,444
519300	Health Insurance Contribution	400,015	0	148,908	26,083	410,765	114,867	1,100,638
519400	Life Insurance Contribution	1,626	0	950	285	2,353	535	5,749
519700	Unemployment Compensation	0	0	454	333	1,050	209	2,046
519800	Workers Compensation	0	0	5,405	5,388	11,175	7,430	29,398
	SUBTOTAL BENEFITS	696,359	0	262,191	78,810	754,899	191,090	1,983,349
	TOTAL PERSONAL SERVICES	3,507,183	5,097,885	1,302,053	249,076	2,878,344	828,881	13,863,422
521000	Operating Expense	-168,881	0	0	0	2,461,434	0	2,292,553
540000	Travel	0	0	0	0	95,350	0	95,350
570000	Cost of Goods Sold	0	0	0	0	1,994,100	0	1,994,100
	TOTAL NET OPERATING EXPENSES	-168,881	0	0	0	4,550,884	0	4,382,003
	SUB PROGRAM TOTAL	3,338,302	5,097,885	1,302,053	249,076	7,429,228	828,881	18,245,425

EXPENDITURE SUMMARY
2023-2024 GENERAL OPERATING BUDGET
UNIVERSITY OF NEBRASKA - LINCOLN
EXCLUDING IANR AND NCTA

SUBPROGRAM #/NAME 14 College of Journalism and Mass Communication

ACCOUNT	DESCRIPTION	UNRESTRICTED	DESIGNATED AND/OR RESTRICTED					TOTAL
		STATE AND UNIVERSITY GENERATED	CASH	REVOLVING	FEDERAL	AUXILIARIES AND SERVICES	TRUST	
511000	FACULTY							
	Professor	736,743	0	0	0	0	80,000	816,743
	Associate Professor	954,203	0	0	0	0	0	954,203
	Assistant Professor	1,328,601	0	0	0	0	0	1,328,601
	Other	121,805	0	0	0	0	0	121,805
	SUBTOTAL FACULTY	3,141,352	0	0	0	0	80,000	3,221,352
512100	Other Administrators	396,168	0	0	0	0	0	396,168
512000	Chairpersons	5,000	0	0	0	0	0	5,000
513000	Managerial/Professional	602,916	0	0	0	0	0	602,916
514000	Clerical/Technical/Service	51,500	0	0	0	0	0	51,500
515000	Other Academic	79,154	0	0	0	0	0	79,154
516000	Student Wages	38,329	0	0	0	0	0	38,329
517000	Supplemental Salaries & Wages	592	0	0	0	0	0	592
	SUBTOTAL NONFACULTY	1,173,659	0	0	0	0	0	1,173,659
	SUBTOTAL SALARIES & WAGES	4,315,011	0	0	0	0	80,000	4,395,011
519100	Retirement Contribution	229,917	0	0	0	0	744	230,661
519200	FICA Contribution	288,833	0	0	0	0	725	289,558
519300	Health Insurance Contribution	637,270	0	0	0	0	4,529	641,799
519400	Life Insurance Contribution	3,404	0	0	0	0	10	3,414
519800	Workers Compensation	0	0	0	0	0	128	128
	SUBTOTAL BENEFITS	1,159,424	0	0	0	0	6,136	1,165,560
	TOTAL PERSONAL SERVICES	5,474,435	0	0	0	0	86,136	5,560,571
521000	Operating Expense	391,893	0	0	0	0	0	391,893
	TOTAL NET OPERATING EXPENSES	391,893	0	0	0	0	0	391,893
	SUB PROGRAM TOTAL	5,866,328	0	0	0	0	86,136	5,952,464

EXPENDITURE SUMMARY
2023-2024 GENERAL OPERATING BUDGET
UNIVERSITY OF NEBRASKA - LINCOLN
EXCLUDING IANR AND NCTA

SUBPROGRAM #/NAME 15 College of Law

ACCOUNT	DESCRIPTION	UNRESTRICTED	DESIGNATED AND/OR RESTRICTED					TOTAL
		STATE AND UNIVERSITY GENERATED	CASH	REVOLVING	FEDERAL	AUXILIARIES AND SERVICES	TRUST	
511000	FACULTY							
	Professor	2,877,910	0	0	0	0	366,055	3,243,965
	Associate Professor	1,080,768	0	0	0	0	0	1,080,768
	Assistant Professor	883,048	0	0	0	0	251,564	1,134,612
	Other	154,567	0	40,961	0	0	1,000	196,528
	SUBTOTAL FACULTY	4,996,293	0	40,961	0	0	618,619	5,655,873
512100	Other Administrators	705,997	0	0	0	0	132,455	838,452
512000	Chairpersons	14,577	0	0	0	0	17,000	31,577
513000	Managerial/Professional	831,344	0	0	0	0	169,174	1,000,518
514000	Clerical/Technical/Service	552,883	0	0	0	0	105,717	658,600
	SUBTOTAL NONFACULTY	2,104,801	0	0	0	0	424,346	2,529,147
	SUBTOTAL SALARIES & WAGES	7,101,094	0	40,961	0	0	1,042,965	8,185,020
519100	Retirement Contribution	427,379	0	16	0	0	29,012	456,407
519200	FICA Contribution	449,050	0	40	0	0	41,620	490,710
519300	Health Insurance Contribution	757,310	0	81	0	0	59,570	816,961
519400	Life Insurance Contribution	4,539	0	0	0	0	517	5,056
519700	Unemployment Compensation	0	0	0	0	0	252	252
519800	Workers Compensation	0	0	3	0	0	7,730	7,733
	SUBTOTAL BENEFITS	1,638,278	0	140	0	0	138,701	1,777,119
	TOTAL PERSONAL SERVICES	8,739,372	0	41,101	0	0	1,181,666	9,962,139
521000	Operating Expense	0	0	141,861	0	0	0	141,861
540000	Travel	0	0	6,230	0	0	0	6,230
550000	Capital Outlay	0	0	560,000	0	0	0	560,000
	TOTAL NET OPERATING EXPENSES	0	0	708,091	0	0	0	708,091
	SUB PROGRAM TOTAL	8,739,372	0	749,192	0	0	1,181,666	10,670,230

EXPENDITURE SUMMARY
2023-2024 GENERAL OPERATING BUDGET
UNIVERSITY OF NEBRASKA - LINCOLN
EXCLUDING IANR AND NCTA

SUBPROGRAM #/NAME 16 University Libraries

ACCOUNT	DESCRIPTION	UNRESTRICTED	DESIGNATED AND/OR RESTRICTED					TOTAL
		STATE AND UNIVERSITY GENERATED	CASH	REVOLVING	FEDERAL	AUXILIARIES AND SERVICES	TRUST	
511000	FACULTY							
	Professor	1,016,377	0	0	0	0	0	1,016,377
	Associate Professor	1,051,727	0	0	0	0	83,143	1,134,870
	Assistant Professor	518,588	0	0	51,027	0	80,527	650,142
	Other	28,323	0	0	0	0	0	28,323
	SUBTOTAL FACULTY	2,615,015	0	0	51,027	0	163,670	2,829,712
512100	Other Administrators	656,610	0	0	0	0	0	656,610
512000	Chairpersons	341,726	0	0	0	0	0	341,726
513000	Managerial/Professional	2,336,320	0	53,516	0	0	46,350	2,436,186
514000	Clerical/Technical/Service	1,183,503	0	0	37,769	0	0	1,221,272
516000	Student Wages	539,618	0	36,000	0	0	0	575,618
	SUBTOTAL NONFACULTY	5,057,777	0	89,516	37,769	0	46,350	5,231,412
	SUBTOTAL SALARIES & WAGES	7,672,792	0	89,516	88,796	0	210,020	8,061,124
519100	Retirement Contribution	371,553	0	3,670	7,184	0	10,505	392,912
519200	FICA Contribution	385,576	0	3,672	10,774	0	11,520	411,542
519300	Health Insurance Contribution	1,170,138	0	9,138	20,020	0	25,303	1,224,599
519400	Life Insurance Contribution	4,896	0	51	122	0	141	5,210
519700	Unemployment Compensation	0	0	24	109	0	61	194
519800	Workers Compensation	0	0	428	2,260	0	2,119	4,807
	SUBTOTAL BENEFITS	1,932,163	0	16,983	40,469	0	49,649	2,039,264
	TOTAL PERSONAL SERVICES	9,604,955	0	106,499	129,265	0	259,669	10,100,388
521000	Operating Expense	778,620	0	113,449	0	0	0	892,069
550000	Capital Outlay	1,434,831	2,000,000	4,018,000	0	0	0	7,452,831
	TOTAL NET OPERATING EXPENSES	2,213,451	2,000,000	4,131,449	0	0	0	8,344,900
	SUB PROGRAM TOTAL	11,818,406	2,000,000	4,237,948	129,265	0	259,669	18,445,288

EXPENDITURE SUMMARY
2023-2024 GENERAL OPERATING BUDGET
UNIVERSITY OF NEBRASKA - LINCOLN
EXCLUDING IANR AND NCTA

SUBPROGRAM #/NAME 17 College of Education and Human Sciences

ACCOUNT	DESCRIPTION	UNRESTRICTED	DESIGNATED AND/OR RESTRICTED					TOTAL
		STATE AND UNIVERSITY GENERATED	CASH	REVOLVING	FEDERAL	AUXILIARIES AND SERVICES	TRUST	
511000 FACULTY								
	Professor	3,917,068	0	134,545	65,678	51,289	495,965	4,664,545
	Associate Professor	3,715,147	0	359,857	86,836	195,204	0	4,357,044
	Assistant Professor	2,417,446	0	700,942	37,530	0	179,420	3,335,338
	Other	898,820	0	540,782	26,954	275,583	225,544	1,967,683
	SUBTOTAL FACULTY	10,948,481	0	1,736,126	216,998	522,076	900,929	14,324,610
512100	Other Administrators	935,912	0	32,092	14,927	281,827	55,025	1,319,783
512000	Chairpersons	591,390	0	0	0	0	91,335	682,725
513000	Managerial/Professional	2,124,097	0	400,605	732,701	442,316	2,456,324	6,156,043
514000	Clerical/Technical/Service	693,811	0	239,682	30,958	75,743	210,796	1,250,990
515000	Other Academic	1,137,767	0	0	0	88,045	0	1,225,812
516000	Student Wages	40,548	0	17,359	0	4,534	0	62,441
	SUBTOTAL NONFACULTY	5,523,525	0	689,738	778,586	892,465	2,813,480	10,697,794
	SUBTOTAL SALARIES & WAGES	16,472,006	0	2,425,864	995,584	1,414,541	3,714,409	25,022,404
519100	Retirement Contribution	917,726	0	151,324	79,925	84,717	159,572	1,393,264
519200	FICA Contribution	988,913	0	164,968	108,318	94,221	187,590	1,544,010
519300	Health Insurance Contribution	2,295,112	0	347,783	217,382	199,029	418,218	3,477,524
519400	Life Insurance Contribution	11,089	0	2,284	1,198	1,162	2,382	18,115
519700	Unemployment Compensation	0	0	1,143	1,679	551	1,144	4,517
519800	Workers Compensation	0	0	13,071	23,401	6,567	33,960	76,999
	SUBTOTAL BENEFITS	4,212,840	0	680,573	431,903	386,247	802,866	6,514,429
	TOTAL PERSONAL SERVICES	20,684,846	0	3,106,437	1,427,487	1,800,788	4,517,275	31,536,833
521000	Operating Expense	1,428,368	0	533,458	0	278,438	0	2,240,264
540000	Travel	74,282	0	37,226	0	11,631	0	123,139
550000	Capital Outlay	92,393	0	0	0	0	0	92,393
	TOTAL NET OPERATING EXPENSES	1,595,043	0	570,684	0	290,069	0	2,455,796
	SUB PROGRAM TOTAL	22,279,889	0	3,677,121	1,427,487	2,090,857	4,517,275	33,992,629

EXPENDITURE SUMMARY
2023-2024 GENERAL OPERATING BUDGET
UNIVERSITY OF NEBRASKA - LINCOLN
EXCLUDING IANR AND NCTA

SUBPROGRAM #/NAME 20 Academic Services & Enrollment Management

ACCOUNT	DESCRIPTION	UNRESTRICTED	DESIGNATED AND/OR RESTRICTED					TOTAL
		STATE AND UNIVERSITY GENERATED	CASH	REVOLVING	FEDERAL	AUXILIARIES AND SERVICES	TRUST	
513000	Managerial/Professional	4,039,750	0	2,717,404	0	0	570,277	7,327,431
514000	Clerical/Technical/Service	611,138	0	330,802	0	0	0	941,940
515000	Other Academic	32,639	0	80,000	0	0	0	112,639
516000	Student Wages	46,741	0	302,824	0	0	0	349,565
517000	Supplemental Salaries & Wages	0	0	6,055	0	0	0	6,055
	SUBTOTAL NONFACULTY	4,730,268	0	3,437,085	0	0	570,277	8,737,630
	SUBTOTAL SALARIES & WAGES	4,730,268	0	3,437,085	0	0	570,277	8,737,630
519100	Retirement Contribution	218,297	0	127,435	0	0	24,517	370,249
519200	FICA Contribution	285,121	0	194,042	0	0	36,540	515,703
519300	Health Insurance Contribution	718,748	0	430,106	0	0	73,192	1,222,046
519400	Life Insurance Contribution	3,624	0	2,809	0	0	464	6,897
519700	Unemployment Compensation	0	0	1,383	0	0	5	1,388
519800	Workers Compensation	0	0	15,846	0	0	294	16,140
	SUBTOTAL BENEFITS	1,225,790	0	771,621	0	0	135,012	2,132,423
	TOTAL PERSONAL SERVICES	5,956,058	0	4,208,706	0	0	705,289	10,870,053
521000	Operating Expense	408,014	0	1,591,750	0	0	0	1,999,764
540000	Travel	8,222	0	0	0	0	0	8,222
	TOTAL NET OPERATING EXPENSES	416,236	0	1,591,750	0	0	0	2,007,986
	SUB PROGRAM TOTAL	6,372,294	0	5,800,456	0	0	705,289	12,878,039

EXPENDITURE SUMMARY
2023-2024 GENERAL OPERATING BUDGET
UNIVERSITY OF NEBRASKA - LINCOLN
EXCLUDING IANR AND NCTA

SUBPROGRAM #/NAME 22 Other Instruction or Research

ACCOUNT	DESCRIPTION	UNRESTRICTED	DESIGNATED AND/OR RESTRICTED					TOTAL
		STATE AND UNIVERSITY GENERATED	CASH	REVOLVING	FEDERAL	AUXILIARIES AND SERVICES	TRUST	
514000	Clerical/Technical/Service	102,118	0	0	0	0	0	102,118
516000	Student Wages	154,017	0	0	0	0	0	154,017
	SUBTOTAL NONFACULTY	256,135	0	0	0	0	0	256,135
	SUBTOTAL SALARIES & WAGES	256,135	0	0	0	0	0	256,135
519100	Retirement Contribution	6,911	0	0	0	0	0	6,911
519200	FICA Contribution	6,746	0	0	0	0	0	6,746
519300	Health Insurance Contribution	29,859	0	0	0	0	0	29,859
519400	Life Insurance Contribution	88	0	0	0	0	0	88
	SUBTOTAL BENEFITS	43,604	0	0	0	0	0	43,604
	TOTAL PERSONAL SERVICES	299,739	0	0	0	0	0	299,739
521000	Operating Expense	727,838	0	63,362,570	0	0	0	64,090,408
540000	Travel	864	0	0	0	0	0	864
	TOTAL NET OPERATING EXPENSES	728,702	0	63,362,570	0	0	0	64,091,272
	SUB PROGRAM TOTAL	1,028,441	0	63,362,570	0	0	0	64,391,011

EXPENDITURE SUMMARY
2023-2024 GENERAL OPERATING BUDGET
UNIVERSITY OF NEBRASKA - LINCOLN
EXCLUDING IANR AND NCTA

SUBPROGRAM #/NAME 24 International Programs

ACCOUNT	DESCRIPTION	UNRESTRICTED	DESIGNATED AND/OR RESTRICTED					TOTAL
		STATE AND UNIVERSITY GENERATED	CASH	REVOLVING	FEDERAL	AUXILIARIES AND SERVICES	TRUST	
512100	Other Administrators	71,551	0	0	0	0	0	71,551
513000	Managerial/Professional	570,681	0	260,025	0	59,019	0	889,725
514000	Clerical/Technical/Service	40,000	0	0	0	46,350	0	86,350
	SUBTOTAL NONFACULTY	682,232	0	260,025	0	105,369	0	1,047,626
	SUBTOTAL SALARIES & WAGES	682,232	0	260,025	0	105,369	0	1,047,626
519100	Retirement Contribution	34,542	0	4,915	0	9,820	0	49,277
519200	FICA Contribution	43,754	0	13,641	0	10,293	0	67,688
519300	Health Insurance Contribution	105,346	0	33,111	0	11,897	0	150,354
519400	Life Insurance Contribution	578	0	189	0	125	0	892
519700	Unemployment Compensation	0	0	84	0	61	0	145
519800	Workers Compensation	0	0	980	0	656	0	1,636
	SUBTOTAL BENEFITS	184,220	0	52,920	0	32,852	0	269,992
	TOTAL PERSONAL SERVICES	866,452	0	312,945	0	138,221	0	1,317,618
521000	Operating Expense	54,116	0	0	0	1,325,000	0	1,379,116
540000	Travel	0	0	0	0	255,000	0	255,000
550000	Capital Outlay	0	0	0	0	25,000	0	25,000
	TOTAL NET OPERATING EXPENSES	54,116	0	0	0	1,605,000	0	1,659,116
	SUB PROGRAM TOTAL	920,568	0	312,945	0	1,743,221	0	2,976,734

EXPENDITURE SUMMARY
2023-2024 GENERAL OPERATING BUDGET
UNIVERSITY OF NEBRASKA - LINCOLN
EXCLUDING IANR AND NCTA

SUBPROGRAM #/NAME 25 Instruction Budget Adjustments

ACCOUNT	DESCRIPTION	UNRESTRICTED	DESIGNATED AND/OR RESTRICTED					TOTAL
		STATE AND UNIVERSITY GENERATED	CASH	REVOLVING	FEDERAL	AUXILIARIES AND SERVICES	TRUST	
	Other	19,328	0	0	0	0	0	19,328
	SUBTOTAL FACULTY	19,328	0	0	0	0	0	19,328
517000	Supplemental Salaries & Wages	435,492	0	0	0	0	0	435,492
	SUBTOTAL NONFACULTY	435,492	0	0	0	0	0	435,492
	SUBTOTAL SALARIES & WAGES	454,820	0	0	0	0	0	454,820
519100	Retirement Contribution	2,249,674	0	0	0	0	0	2,249,674
519200	FICA Contribution	859,625	0	0	0	0	0	859,625
519300	Health Insurance Contribution	2,305,349	0	0	0	0	0	2,305,349
519400	Life Insurance Contribution	27,997	0	0	0	0	0	27,997
	SUBTOTAL BENEFITS	5,442,645	0	0	0	0	0	5,442,645
	TOTAL PERSONAL SERVICES	5,897,465	0	0	0	0	0	5,897,465
521000	Operating Expense	-15,141,859	25,302,115	0	0	0	0	10,160,256
	TOTAL NET OPERATING EXPENSES	-15,141,859	25,302,115	0	0	0	0	10,160,256
	SUB PROGRAM TOTAL	-9,244,394	25,302,115	0	0	0	0	16,057,721

EXPENDITURE SUMMARY
2023-2024 GENERAL OPERATING BUDGET
UNIVERSITY OF NEBRASKA - LINCOLN
EXCLUDING IANR AND NCTA

SUBPROGRAM #/NAME 27 Television and Radio

ACCOUNT	DESCRIPTION	UNRESTRICTED	DESIGNATED AND/OR RESTRICTED					TOTAL
		STATE AND UNIVERSITY GENERATED	CASH	REVOLVING	FEDERAL	AUXILIARIES AND SERVICES	TRUST	
512100	Other Administrators	122,827	0	0	0	0	0	122,827
513000	Managerial/Professional	1,115,422	0	4,203,856	0	0	785,950	6,105,228
514000	Clerical/Technical/Service	215,890	0	240,332	0	0	0	456,222
	SUBTOTAL NONFACULTY	1,454,139	0	4,444,188	0	0	785,950	6,684,277
	SUBTOTAL SALARIES & WAGES	1,454,139	0	4,444,188	0	0	785,950	6,684,277
519100	Retirement Contribution	83,976	0	199,143	0	0	46,398	329,517
519200	FICA Contribution	96,682	0	271,940	0	0	49,977	418,599
519300	Health Insurance Contribution	370,895	0	593,082	0	0	117,503	1,081,480
519400	Life Insurance Contribution	1,240	0	3,861	0	0	676	5,777
519700	Unemployment Compensation	0	0	1,854	0	0	280	2,134
519800	Workers Compensation	0	0	20,489	0	0	8,565	29,054
	SUBTOTAL BENEFITS	552,793	0	1,090,369	0	0	223,399	1,866,561
	TOTAL PERSONAL SERVICES	2,006,932	0	5,534,557	0	0	1,009,349	8,550,838
521000	Operating Expense	0	0	1,140,548	0	0	0	1,140,548
540000	Travel	0	0	200,000	0	0	0	200,000
550000	Capital Outlay	0	0	50,000	0	0	0	50,000
	TOTAL NET OPERATING EXPENSES	0	0	1,390,548	0	0	0	1,390,548
	SUB PROGRAM TOTAL	2,006,932	0	6,925,105	0	0	1,009,349	9,941,386

EXPENDITURE SUMMARY
2023-2024 GENERAL OPERATING BUDGET
UNIVERSITY OF NEBRASKA - LINCOLN
EXCLUDING IANR AND NCTA

SUBPROGRAM #/NAME 28 Museums and Art Gallery

ACCOUNT	DESCRIPTION	UNRESTRICTED	DESIGNATED AND/OR RESTRICTED					TOTAL
		STATE AND UNIVERSITY GENERATED	CASH	REVOLVING	FEDERAL	AUXILIARIES AND SERVICES	TRUST	
511000 FACULTY								
	Other	577	0	0	0	0	0	577
	SUBTOTAL FACULTY	577	0	0	0	0	0	577
512100	Other Administrators	424,799	0	0	0	0	70,420	495,219
513000	Managerial/Professional	1,205,976	0	116,125	0	246,321	599,737	2,168,159
514000	Clerical/Technical/Service	229,541	0	67,599	0	71,271	105,898	474,309
516000	Student Wages	21,586	0	4,725	0	8,340	0	34,651
517000	Supplemental Salaries & Wages	0	0	0	0	2,657	0	2,657
	SUBTOTAL NONFACULTY	1,881,902	0	188,449	0	328,589	776,055	3,174,995
	SUBTOTAL SALARIES & WAGES	1,882,479	0	188,449	0	328,589	776,055	3,175,572
519100	Retirement Contribution	109,535	0	11,904	0	17,330	38,862	177,631
519200	FICA Contribution	113,387	0	11,950	0	26,418	44,364	196,119
519300	Health Insurance Contribution	293,798	0	31,294	0	62,929	101,705	489,726
519400	Life Insurance Contribution	1,339	0	179	0	333	605	2,456
519700	Unemployment Compensation	0	0	91	0	144	245	480
519800	Workers Compensation	0	0	1,083	0	2,146	7,508	10,737
	SUBTOTAL BENEFITS	518,059	0	56,501	0	109,300	193,289	877,149
	TOTAL PERSONAL SERVICES	2,400,538	0	244,950	0	437,889	969,344	4,052,721
521000	Operating Expense	66,836	0	63,056	0	68,767	0	198,659
529000	Utilities	9,138	0	0	0	0	0	9,138
540000	Travel	0	0	2,879	0	6,520	0	9,399
550000	Capital Outlay	0	0	17,273	0	0	0	17,273
570000	Cost of Goods Sold	0	0	0	0	54,000	0	54,000
	TOTAL NET OPERATING EXPENSES	75,974	0	83,208	0	129,287	0	288,469
	SUB PROGRAM TOTAL	2,476,512	0	328,158	0	567,176	969,344	4,341,190

EXPENDITURE SUMMARY
2023-2024 GENERAL OPERATING BUDGET
UNIVERSITY OF NEBRASKA - LINCOLN
EXCLUDING IANR AND NCTA

SUBPROGRAM #/NAME 30 Center for Transformative Teaching

ACCOUNT	DESCRIPTION	UNRESTRICTED	DESIGNATED AND/OR RESTRICTED					TOTAL
		STATE AND UNIVERSITY GENERATED	CASH	REVOLVING	FEDERAL	AUXILIARIES AND SERVICES	TRUST	
512100	Other Administrators	0	0	127,812	0	0	0	127,812
513000	Managerial/Professional	0	0	919,010	0	0	0	919,010
514000	Clerical/Technical/Service	0	0	38,901	0	0	0	38,901
	SUBTOTAL NONFACULTY	0	0	1,085,723	0	0	0	1,085,723
	SUBTOTAL SALARIES & WAGES	0	0	1,085,723	0	0	0	1,085,723
519100	Retirement Contribution	0	0	74,114	0	0	0	74,114
519200	FICA Contribution	0	0	73,975	0	0	0	73,975
519300	Health Insurance Contribution	0	0	131,540	0	0	0	131,540
519400	Life Insurance Contribution	0	0	1,023	0	0	0	1,023
519700	Unemployment Compensation	0	0	527	0	0	0	527
519800	Workers Compensation	0	0	5,789	0	0	0	5,789
	SUBTOTAL BENEFITS	0	0	286,968	0	0	0	286,968
	TOTAL PERSONAL SERVICES	0	0	1,372,691	0	0	0	1,372,691
521000	Operating Expense	42,368	0	0	0	0	0	42,368
540000	Travel	5,859	0	0	0	0	0	5,859
	TOTAL NET OPERATING EXPENSES	48,227	0	0	0	0	0	48,227
	SUB PROGRAM TOTAL	48,227	0	1,372,691	0	0	0	1,420,918

EXPENDITURE SUMMARY
2023-2024 GENERAL OPERATING BUDGET
UNIVERSITY OF NEBRASKA - LINCOLN
EXCLUDING IANR AND NCTA

SUBPROGRAM #/NAME 33 Facilities Mgmt & Planning

ACCOUNT	DESCRIPTION	UNRESTRICTED	DESIGNATED AND/OR RESTRICTED					TOTAL
		STATE AND UNIVERSITY GENERATED	CASH	REVOLVING	FEDERAL	AUXILIARIES AND SERVICES	TRUST	
512100	Other Administrators	241,412	0	0	0	0	0	241,412
513000	Managerial/Professional	4,659,487	0	2,137,235	0	0	0	6,796,722
514000	Clerical/Technical/Service	10,014,575	0	6,520,092	0	0	0	16,534,667
516000	Student Wages	234,315	0	162,905	0	0	0	397,220
517000	Supplemental Salaries & Wages	175,383	0	181,961	0	0	0	357,344
	SUBTOTAL NONFACULTY	15,325,172	0	9,002,193	0	0	0	24,327,365
	SUBTOTAL SALARIES & WAGES	15,325,172	0	9,002,193	0	0	0	24,327,365
519100	Retirement Contribution	555,849	0	654,825	0	0	0	1,210,674
519200	FICA Contribution	1,066,764	0	822,651	0	0	0	1,889,415
519300	Health Insurance Contribution	2,643,980	0	1,949,281	0	0	0	4,593,261
519400	Life Insurance Contribution	12,724	0	11,412	0	0	0	24,136
519700	Unemployment Compensation	0	0	5,695	0	0	0	5,695
519800	Workers Compensation	0	0	62,290	0	0	0	62,290
	SUBTOTAL BENEFITS	4,279,317	0	3,506,154	0	0	0	7,785,471
	TOTAL PERSONAL SERVICES	19,604,489	0	12,508,347	0	0	0	32,112,836
521000	Operating Expense	2,576,642	0	-9,290,026	0	5,000	0	-6,708,384
529000	Utilities	23,516,872	0	0	0	0	0	23,516,872
540000	Travel	123,199	0	181,791	0	0	0	304,990
550000	Capital Outlay	30,045	0	0	0	0	0	30,045
	TOTAL NET OPERATING EXPENSES	26,246,758	0	-9,108,235	0	5,000	0	17,143,523
	SUB PROGRAM TOTAL	45,851,247	0	3,400,112	0	5,000	0	49,256,359

EXPENDITURE SUMMARY
2023-2024 GENERAL OPERATING BUDGET
UNIVERSITY OF NEBRASKA - LINCOLN
EXCLUDING IANR AND NCTA

SUBPROGRAM #/NAME 34 Innovation Campus

ACCOUNT	DESCRIPTION	UNRESTRICTED	DESIGNATED AND/OR RESTRICTED					TOTAL
		STATE AND UNIVERSITY GENERATED	CASH	REVOLVING	FEDERAL	AUXILIARIES AND SERVICES	TRUST	
521000	Operating Expense	319,000	0	100,000	0	0	0	419,000
	TOTAL NET OPERATING EXPENSES	319,000	0	100,000	0	0	0	419,000
	SUB PROGRAM TOTAL	319,000	0	100,000	0	0	0	419,000

EXPENDITURE SUMMARY
2023-2024 GENERAL OPERATING BUDGET
UNIVERSITY OF NEBRASKA - LINCOLN
EXCLUDING IANR AND NCTA

SUBPROGRAM #/NAME 42 Student Services

ACCOUNT	DESCRIPTION	UNRESTRICTED	DESIGNATED AND/OR RESTRICTED					TOTAL
		STATE AND UNIVERSITY GENERATED	CASH	REVOLVING	FEDERAL	AUXILIARIES AND SERVICES	TRUST	
512100	Other Administrators	278,805	0	453,006	0	0	0	731,811
513000	Managerial/Professional	170,368	0	1,413,247	839,464	7,549,919	38,121	10,011,119
514000	Clerical/Technical/Service	198,385	0	235,493	0	4,515,336	0	4,949,214
515000	Other Academic	0	0	10,368	0	231,481	0	241,849
516000	Student Wages	0	0	1,655	0	1,912,165	1,000	1,914,820
517000	Supplemental Salaries & Wages	0	0	0	0	45,910	0	45,910
	SUBTOTAL NONFACULTY	647,558	0	2,113,769	839,464	14,254,811	39,121	17,894,723
	SUBTOTAL SALARIES & WAGES	647,558	0	2,113,769	839,464	14,254,811	39,121	17,894,723
519100	Retirement Contribution	38,085	0	109,252	30,476	774,369	0	952,182
519200	FICA Contribution	34,583	0	122,766	56,117	1,032,227	0	1,245,693
519300	Health Insurance Contribution	95,232	0	201,279	88,110	2,567,769	0	2,952,390
519400	Life Insurance Contribution	390	0	1,685	728	13,253	0	16,056
519700	Unemployment Compensation	0	0	839	538	6,131	0	7,508
519800	Workers Compensation	0	0	9,287	11,238	78,313	0	98,838
	SUBTOTAL BENEFITS	168,290	0	445,108	187,207	4,472,062	0	5,272,667
	TOTAL PERSONAL SERVICES	815,848	0	2,558,877	1,026,671	18,726,873	39,121	23,167,390
521000	Operating Expense	17,987	0	0	0	15,804,919	0	15,822,906
529000	Utilities	0	0	0	0	765,531	0	765,531
540000	Travel	2,204	0	0	0	146,775	0	148,979
550000	Capital Outlay	0	0	0	0	9,345	0	9,345
570000	Cost of Goods Sold	0	0	0	0	42,000	0	42,000
	TOTAL NET OPERATING EXPENSES	20,191	0	0	0	16,768,570	0	16,788,761
	SUB PROGRAM TOTAL	836,039	0	2,558,877	1,026,671	35,495,443	39,121	39,956,151

EXPENDITURE SUMMARY
2023-2024 GENERAL OPERATING BUDGET
UNIVERSITY OF NEBRASKA - LINCOLN
EXCLUDING IANR AND NCTA

SUBPROGRAM #/NAME 43 Business and Finance

ACCOUNT	DESCRIPTION	UNRESTRICTED	DESIGNATED AND/OR RESTRICTED					TOTAL
		STATE AND UNIVERSITY GENERATED	CASH	REVOLVING	FEDERAL	AUXILIARIES AND SERVICES	TRUST	
512100	Other Administrators	1,118,879	0	0	0	0	0	1,118,879
513000	Managerial/Professional	6,592,898	0	466,642	0	1,197,740	0	8,257,280
514000	Clerical/Technical/Service	6,040,835	0	1,794,813	0	1,073,093	0	8,908,741
515000	Other Academic	17,406	0	0	0	0	0	17,406
516000	Student Wages	76,641	0	210,665	0	20,000	0	307,306
517000	Supplemental Salaries & Wages	116,418	0	53,623	0	20,000	0	190,041
	SUBTOTAL NONFACULTY	13,963,077	0	2,525,743	0	2,310,833	0	18,799,653
	SUBTOTAL SALARIES & WAGES	13,963,077	0	2,525,743	0	2,310,833	0	18,799,653
519100	Retirement Contribution	638,667	0	68,804	0	230,458	0	937,929
519200	FICA Contribution	709,603	0	80,924	0	266,654	0	1,057,181
519300	Health Insurance Contribution	1,738,742	0	159,192	0	795,825	0	2,693,759
519400	Life Insurance Contribution	8,544	0	1,082	0	3,443	0	13,069
519700	Unemployment Compensation	0	0	586	0	1,585	0	2,171
519800	Workers Compensation	0	0	6,384	0	18,459	0	24,843
	SUBTOTAL BENEFITS	3,095,556	0	316,972	0	1,316,424	0	4,728,952
	TOTAL PERSONAL SERVICES	17,058,633	0	2,842,715	0	3,627,257	0	23,528,605
521000	Operating Expense	2,260,885	0	-1,854,911	0	12,631,266	0	13,037,240
529000	Utilities	7,916	0	0	0	0	0	7,916
540000	Travel	42,510	0	48,653	0	68,552	0	159,715
550000	Capital Outlay	118,357	0	24,000	0	2,708,699	0	2,851,056
570000	Cost of Goods Sold	0	0	0	0	3,210,378	0	3,210,378
	TOTAL NET OPERATING EXPENSES	2,429,668	0	-1,782,258	0	18,618,895	0	19,266,305
	SUB PROGRAM TOTAL	19,488,301	0	1,060,457	0	22,246,152	0	42,794,910

EXPENDITURE SUMMARY
2023-2024 GENERAL OPERATING BUDGET
UNIVERSITY OF NEBRASKA - LINCOLN
EXCLUDING IANR AND NCTA

SUBPROGRAM #/NAME 44 General Expense

ACCOUNT	DESCRIPTION	UNRESTRICTED	DESIGNATED AND/OR RESTRICTED					TOTAL
		STATE AND UNIVERSITY GENERATED	CASH	REVOLVING	FEDERAL	AUXILIARIES AND SERVICES	TRUST	
512100	Other Administrators	304,914	0	105,846	0	0	0	410,760
513000	Managerial/Professional	2,860,734	0	113,300	0	0	0	2,974,034
514000	Clerical/Technical/Service	146,297	0	0	0	0	0	146,297
516000	Student Wages	0	0	15,000	0	0	0	15,000
517000	Supplemental Salaries & Wages	81,618	0	0	0	0	0	81,618
	SUBTOTAL NONFACULTY	3,393,563	0	234,146	0	0	0	3,627,709
	SUBTOTAL SALARIES & WAGES	3,393,563	0	234,146	0	0	0	3,627,709
519100	Retirement Contribution	191,089	0	8,004	0	0	0	199,093
519200	FICA Contribution	209,628	0	13,662	0	0	0	223,290
519300	Health Insurance Contribution	501,238	0	18,175	0	0	0	519,413
519400	Life Insurance Contribution	2,650	0	172	0	0	0	2,822
519700	Unemployment Compensation	86,201	0	103	0	0	0	86,304
519800	Workers Compensation	665,471	0	1,288	0	0	0	666,759
	SUBTOTAL BENEFITS	1,656,277	0	41,404	0	0	0	1,697,681
	TOTAL PERSONAL SERVICES	5,049,840	0	275,550	0	0	0	5,325,390
521000	Operating Expense	7,955,608	0	3,751,374	0	0	0	11,706,982
540000	Travel	11,587	0	0	0	0	0	11,587
	TOTAL NET OPERATING EXPENSES	7,967,195	0	3,751,374	0	0	0	11,718,569
	SUB PROGRAM TOTAL	13,017,035	0	4,026,924	0	0	0	17,043,959

EXPENDITURE SUMMARY
2023-2024 GENERAL OPERATING BUDGET
UNIVERSITY OF NEBRASKA - LINCOLN
EXCLUDING IANR AND NCTA

SUBPROGRAM #/NAME 58 Innovation Campus

ACCOUNT	DESCRIPTION	UNRESTRICTED	DESIGNATED AND/OR RESTRICTED					TOTAL
		STATE AND UNIVERSITY GENERATED	CASH	REVOLVING	FEDERAL	AUXILIARIES AND SERVICES	TRUST	
513000	Managerial/Professional	68,959	0	0	250,000	0	0	318,959
514000	Clerical/Technical/Service	0	0	0	40,000	0	0	40,000
	SUBTOTAL NONFACULTY	68,959	0	0	290,000	0	0	358,959
	SUBTOTAL SALARIES & WAGES	68,959	0	0	290,000	0	0	358,959
519100	Retirement Contribution	4,950	0	0	0	0	0	4,950
519200	FICA Contribution	4,824	0	0	1,835	0	0	6,659
519300	Health Insurance Contribution	22,129	0	0	8	0	0	22,137
519400	Life Insurance Contribution	63	0	0	2	0	0	65
	SUBTOTAL BENEFITS	31,966	0	0	1,845	0	0	33,811
	TOTAL PERSONAL SERVICES	100,925	0	0	291,845	0	0	392,770
	SUB PROGRAM TOTAL	100,925	0	0	291,845	0	0	392,770

EXPENDITURE SUMMARY
2023-2024 GENERAL OPERATING BUDGET
UNIVERSITY OF NEBRASKA - LINCOLN
EXCLUDING IANR AND NCTA

SUBPROGRAM #/NAME 74 Agency Funds

ACCOUNT	DESCRIPTION	UNRESTRICTED	DESIGNATED AND/OR RESTRICTED					TOTAL
		STATE AND UNIVERSITY GENERATED	CASH	REVOLVING	FEDERAL	AUXILIARIES AND SERVICES	TRUST	
513000	Managerial/Professional	0	0	0	0	0	376,988	376,988
514000	Clerical/Technical/Service	0	0	0	0	0	166,890	166,890
	SUBTOTAL NONFACULTY	0	0	0	0	0	543,878	543,878
	SUBTOTAL SALARIES & WAGES	0	0	0	0	0	543,878	543,878
519100	Retirement Contribution	0	0	0	0	0	24,976	24,976
519200	FICA Contribution	0	0	0	0	0	30,120	30,120
519300	Health Insurance Contribution	0	0	0	0	0	28,292	28,292
519400	Life Insurance Contribution	0	0	0	0	0	397	397
519700	Unemployment Compensation	0	0	0	0	0	156	156
519800	Workers Compensation	0	0	0	0	0	4,872	4,872
	SUBTOTAL BENEFITS	0	0	0	0	0	88,813	88,813
	TOTAL PERSONAL SERVICES	0	0	0	0	0	632,691	632,691
	SUB PROGRAM TOTAL	0	0	0	0	0	632,691	632,691

EXPENDITURE SUMMARY
2023-2024 GENERAL OPERATING BUDGET
UNIVERSITY OF NEBRASKA - LINCOLN
EXCLUDING IANR AND NCTA

SUBPROGRAM #/NAME 75 Student Housing

ACCOUNT	DESCRIPTION	UNRESTRICTED	DESIGNATED AND/OR RESTRICTED					TOTAL
		STATE AND UNIVERSITY GENERATED	CASH	REVOLVING	FEDERAL	AUXILIARIES AND SERVICES	TRUST	
513000	Managerial/Professional	0	0	0	0	6,123,887	0	6,123,887
514000	Clerical/Technical/Service	0	0	0	0	11,806,348	0	11,806,348
516000	Student Wages	0	0	0	0	3,938,150	0	3,938,150
517000	Supplemental Salaries & Wages	0	0	0	0	77,986	0	77,986
	SUBTOTAL NONFACULTY	0	0	0	0	21,946,371	0	21,946,371
	SUBTOTAL SALARIES & WAGES	0	0	0	0	21,946,371	0	21,946,371
519100	Retirement Contribution	0	0	0	0	1,040,897	0	1,040,897
519200	FICA Contribution	0	0	0	0	1,396,941	0	1,396,941
519300	Health Insurance Contribution	0	0	0	0	4,064,140	0	4,064,140
519400	Life Insurance Contribution	0	0	0	0	17,707	0	17,707
519700	Unemployment Compensation	0	0	0	0	8,170	0	8,170
519800	Workers Compensation	0	0	0	0	107,097	0	107,097
	SUBTOTAL BENEFITS	0	0	0	0	6,634,952	0	6,634,952
	TOTAL PERSONAL SERVICES	0	0	0	0	28,581,323	0	28,581,323
521000	Operating Expense	0	0	0	0	30,737,847	0	30,737,847
540000	Travel	0	0	0	0	36,284	0	36,284
550000	Capital Outlay	0	0	0	0	100,500	0	100,500
570000	Cost of Goods Sold	0	0	0	0	501,648	0	501,648
	TOTAL NET OPERATING EXPENSES	0	0	0	0	31,376,279	0	31,376,279
	SUB PROGRAM TOTAL	0	0	0	0	59,957,602	0	59,957,602

EXPENDITURE SUMMARY
2023-2024 GENERAL OPERATING BUDGET
UNIVERSITY OF NEBRASKA - LINCOLN
EXCLUDING IANR AND NCTA

SUBPROGRAM #/NAME 77 Intercollegiate Athletics

ACCOUNT	DESCRIPTION	UNRESTRICTED	DESIGNATED AND/OR RESTRICTED					TOTAL
		STATE AND UNIVERSITY GENERATED	CASH	REVOLVING	FEDERAL	AUXILIARIES AND SERVICES	TRUST	
	Associate Professor	0	0	0	0	78,435	0	78,435
	Other	0	0	0	0	106,688	0	106,688
	SUBTOTAL FACULTY	0	0	0	0	185,123	0	185,123
512100	Other Administrators	0	0	0	0	22,152,111	0	22,152,111
513000	Managerial/Professional	0	0	0	0	33,446,653	0	33,446,653
514000	Clerical/Technical/Service	0	0	0	0	3,256,849	0	3,256,849
516000	Student Wages	0	0	0	0	1,897,347	0	1,897,347
517000	Supplemental Salaries & Wages	0	0	0	0	412,067	0	412,067
	SUBTOTAL NONFACULTY	0	0	0	0	61,165,027	0	61,165,027
	SUBTOTAL SALARIES & WAGES	0	0	0	0	61,350,150	0	61,350,150
519100	Retirement Contribution	0	0	0	0	2,083,658	0	2,083,658
519200	FICA Contribution	0	0	0	0	2,436,508	0	2,436,508
519300	Health Insurance Contribution	0	0	0	0	3,701,530	0	3,701,530
519400	Life Insurance Contribution	0	0	0	0	24,131	0	24,131
519700	Unemployment Compensation	0	0	0	0	19,716	0	19,716
519800	Workers Compensation	0	0	0	0	222,581	0	222,581
	SUBTOTAL BENEFITS	0	0	0	0	8,488,124	0	8,488,124
	TOTAL PERSONAL SERVICES	0	0	0	0	69,838,274	0	69,838,274
521000	Operating Expense	0	0	0	0	128,335,165	0	128,335,165
	TOTAL NET OPERATING EXPENSES	0	0	0	0	128,335,165	0	128,335,165
	SUB PROGRAM TOTAL	0	0	0	0	198,173,439	0	198,173,439

EXPENDITURE SUMMARY
2023-2024 GENERAL OPERATING BUDGET
UNIVERSITY OF NEBRASKA - LINCOLN
EXCLUDING IANR AND NCTA

SUBPROGRAM #/NAME 79 Other Auxiliary Enterprises

ACCOUNT	DESCRIPTION	UNRESTRICTED	DESIGNATED AND/OR RESTRICTED					TOTAL
		STATE AND UNIVERSITY GENERATED	CASH	REVOLVING	FEDERAL	AUXILIARIES AND SERVICES	TRUST	
512100	Other Administrators	0	0	0	0	10,266	0	10,266
513000	Managerial/Professional	0	0	0	0	1,743,469	0	1,743,469
514000	Clerical/Technical/Service	0	0	0	0	602,093	0	602,093
516000	Student Wages	0	0	0	0	49,829	0	49,829
	SUBTOTAL NONFACULTY	0	0	0	0	2,405,657	0	2,405,657
	SUBTOTAL SALARIES & WAGES	0	0	0	0	2,405,657	0	2,405,657
519100	Retirement Contribution	0	0	0	0	124,357	0	124,357
519200	FICA Contribution	0	0	0	0	153,034	0	153,034
519300	Health Insurance Contribution	0	0	0	0	422,008	0	422,008
519400	Life Insurance Contribution	0	0	0	0	1,892	0	1,892
519700	Unemployment Compensation	0	0	0	0	889	0	889
519800	Workers Compensation	0	0	0	0	10,135	0	10,135
	SUBTOTAL BENEFITS	0	0	0	0	712,315	0	712,315
	TOTAL PERSONAL SERVICES	0	0	0	0	3,117,972	0	3,117,972
521000	Operating Expense	25,000	0	0	0	1,679,887	0	1,704,887
540000	Travel	0	0	0	0	38,000	0	38,000
	TOTAL NET OPERATING EXPENSES	25,000	0	0	0	1,717,887	0	1,742,887
	SUB PROGRAM TOTAL	25,000	0	0	0	4,835,859	0	4,860,859

EXPENDITURE SUMMARY
2023-2024 GENERAL OPERATING BUDGET
UNIVERSITY OF NEBRASKA - LINCOLN
EXCLUDING IANR AND NCTA

SUBPROGRAM #/NAME 98 Company Balance Sheets

ACCOUNT	DESCRIPTION	UNRESTRICTED	DESIGNATED AND/OR RESTRICTED					TOTAL
		STATE AND UNIVERSITY GENERATED	CASH	REVOLVING	FEDERAL	AUXILIARIES AND SERVICES	TRUST	
512100	Other Administrators	0	0	0	0	991,982	0	991,982
513000	Managerial/Professional	0	0	0	0	2,704,923	0	2,704,923
514000	Clerical/Technical/Service	0	0	0	0	208,028	0	208,028
	SUBTOTAL NONFACULTY	0	0	0	0	3,904,933	0	3,904,933
	SUBTOTAL SALARIES & WAGES	0	0	0	0	3,904,933	0	3,904,933
519100	Retirement Contribution	0	0	0	0	268,757	0	268,757
519200	FICA Contribution	0	0	0	0	320,266	0	320,266
519300	Health Insurance Contribution	0	0	0	0	589,067	0	589,067
519400	Life Insurance Contribution	0	0	0	0	3,949	0	3,949
519700	Unemployment Compensation	0	0	0	0	954	0	954
519800	Workers Compensation	0	0	0	0	10,323	0	10,323
	SUBTOTAL BENEFITS	0	0	0	0	1,193,316	0	1,193,316
	TOTAL PERSONAL SERVICES	0	0	0	0	5,098,249	0	5,098,249
521000	Operating Expense	0	0	0	247,822,148	68,356,944	128,031,431	444,210,523
	TOTAL NET OPERATING EXPENSES	0	0	0	247,822,148	68,356,944	128,031,431	444,210,523
	SUB PROGRAM TOTAL	0	0	0	247,822,148	73,455,193	128,031,431	449,308,772

EXPENDITURE SUMMARY
2023-2024 GENERAL OPERATING BUDGET
UNIVERSITY OF NEBRASKA - LINCOLN
INSTITUTE OF AGRICULTURE AND NATURAL RESOURCES

CAMPUS TOTAL

ACCOUNT	DESCRIPTION	UNRESTRICTED	DESIGNATED AND/OR RESTRICTED					TOTAL
		STATE AND UNIVERSITY GENERATED	CASH	REVOLVING	FEDERAL	AUXILIARIES AND SERVICES	TRUST	
511000	FACULTY							
	Professor	24,907,171	0	542,256	1,136,391	94,254	921,570	27,601,642
	Associate Professor	15,940,160	0	576,419	543,265	0	352,583	17,412,427
	Assistant Professor	10,653,328	0	1,627,816	440,725	0	771,280	13,493,149
	Other	-4,683,385	0	345,426	-622,453	-93,213	2,673,629	-2,379,996
	SUBTOTAL FACULTY	46,817,274	0	3,091,917	1,497,928	1,041	4,719,062	56,127,222
512100	Other Administrators	4,770,309	0	0	31,238	0	0	4,801,547
512000	Chairpersons	4,266,636	0	16,458	0	0	878,798	5,161,892
513000	Managerial/Professional	16,681,295	0	9,336,416	3,250,466	699,555	2,127,668	32,095,400
514000	Clerical/Technical/Service	5,883,406	0	3,046,765	4,472,483	138,886	85,689	13,627,229
515000	Other Academic	4,550,822	0	624,157	967,545	0	662,139	6,804,663
516000	Student Wages	700,074	0	358,365	0	38,950	0	1,097,389
517000	Supplemental Salaries & Wages	0	0	25,000	0	0	0	25,000
	SUBTOTAL NONFACULTY	36,852,542	0	13,407,161	8,721,732	877,391	3,754,294	63,613,120
	SUBTOTAL SALARIES & WAGES	83,669,816	0	16,499,078	10,219,660	878,432	8,473,356	119,740,342
519100	Retirement Contribution	6,845,296	0	824,961	306,593	58,857	305,043	8,340,750
519200	FICA Contribution	6,064,746	0	1,072,442	633,620	59,733	406,725	8,237,266
519300	Health Insurance Contribution	13,572,264	0	3,860,788	1,972,397	151,090	1,381,155	20,937,694
519400	Life Insurance Contribution	87,117	0	16,505	10,220	878	8,474	123,194
519800	Workers Compensation	291,342	0	0	0	0	0	291,342
	SUBTOTAL BENEFITS	26,860,765	0	5,774,696	2,922,830	270,558	2,101,397	37,930,246
	TOTAL PERSONAL SERVICES	110,530,581	0	22,273,774	13,142,490	1,148,990	10,574,753	157,670,588
521000	Operating Expense	10,089,291	0	11,191,445	41,852,810	3,700,010	25,925,247	92,758,803
529000	Utilities	1,853,483	0	3,600	0	0	0	1,857,083
530000	Supplies & Materials	39,329	0	0	0	0	0	39,329
540000	Travel	572,239	0	348,961	4,700	76,000	0	1,001,900
550000	Capital Outlay	18,677	1,600,000	2,182,220	0	75,000	0	3,875,897
	TOTAL NET OPERATING EXPENSES	12,573,019	1,600,000	13,726,226	41,857,510	3,851,010	25,925,247	99,533,012
	CAMPUS TOTAL	123,103,600	1,600,000	36,000,000	55,000,000	5,000,000	36,500,000	257,203,600

REVENUE SUMMARY
2023-2024 GENERAL OPERATING BUDGET
UNIVERSITY OF NEBRASKA - LINCOLN
INSTITUTE OF AGRICULTURE AND NATURAL RESOURCES

CAMPUS TOTAL

ACCOUNT	DESCRIPTION	UNRESTRICTED	DESIGNATED AND/OR RESTRICTED					TOTAL
		STATE AND UNIVERSITY GENERATED	CASH	REVOLVING	FEDERAL	AUXILIARIES AND SERVICES	TRUST	
410000	State Appropriation	99,160,319	0	0	0	0	0	99,160,319
TOTAL STATE SUPPORT		99,160,319	0	0	0	0	0	99,160,319
460000	Restricted Revenue	0	0	0	55,000,000	0	0	55,000,000
TOTAL FEDERAL FUND		0	0	0	55,000,000	0	0	55,000,000
450000	Sales and Services	0	0	55,269,774	0	5,591,980	0	60,861,754
459950	Sales & Services/Offset -	0	0	-19,269,774	0	-591,980	0	-19,861,754
TOTAL REVOLVING FUND		0	0	36,000,000	0	5,000,000	0	41,000,000
460000	Restricted Revenue	0	0	0	0	0	36,500,000	36,500,000
TOTAL TRUST FUND		0	0	0	0	0	36,500,000	36,500,000
441100	Undergraduate Resident	13,224,656	0	0	0	0	0	13,224,656
441110	Undergraduate Nonresident	14,683,746	0	0	0	0	0	14,683,746
441200	Graduate Resident	1,722,993	0	0	0	0	0	1,722,993
441210	Graduate Nonresident	8,372,751	0	0	0	0	0	8,372,751
TOTAL GROSS TUITION		38,004,146	0	0	0	0	0	38,004,146
441001	Tuition Adjustments	-562,609	0	0	0	0	0	-562,609
441990	Tuition Remissions	-13,029,634	0	0	0	0	0	-13,029,634
TOTAL TUITION OFFSETS		-13,592,243	0	0	0	0	0	-13,592,243
SUBTOTAL NET TUITION (CASH)		24,411,903	0	0	0	0	0	24,411,903
461900	Indirect Costs-Federal	0	1,600,000	0	0	0	0	1,600,000
833428	U-Wide Debt Svc & Admin S	-468,622	0	0	0	0	0	-468,622
SUBTOTAL OTHER CASH		-468,622	1,600,000	0	0	0	0	1,131,378
TOTAL CASH FUND		23,943,281	1,600,000	0	0	0	0	25,543,281
TOTAL REVENUE		123,103,600	1,600,000	36,000,000	55,000,000	5,000,000	36,500,000	257,203,600

7/26/23

10:59:41AM

EXPENDITURE SUMMARY
2023-2024 GENERAL OPERATING BUDGET
UNIVERSITY OF NEBRASKA - LINCOLN

INSTITUTE OF AGRICULTURE AND NATURAL RESOURCES

SUBPROGRAM #/NAME 61 College of Ag Sciences and Natural Resources

ACCOUNT	DESCRIPTION	UNRESTRICTED	DESIGNATED AND/OR RESTRICTED				TOTAL	
		STATE AND UNIVERSITY GENERATED	CASH	REVOLVING	FEDERAL	AUXILIARIES AND SERVICES		TRUST
511000 FACULTY								
	Professor	4,920,630	0	253,511	0	0	150,666	5,324,807
	Associate Professor	4,075,336	0	155,921	0	0	0	4,231,257
	Assistant Professor	2,765,719	0	432,419	0	0	0	3,198,138
	Other	51,746	0	212,279	0	0	67,480	331,505
	SUBTOTAL FACULTY	11,813,431	0	1,054,130	0	0	218,146	13,085,707
512100	Other Administrators	842,399	0	0	0	0	0	842,399
512000	Chairpersons	993,168	0	0	0	0	0	993,168
513000	Managerial/Professional	1,740,917	0	352,149	0	0	43,259	2,136,325
514000	Clerical/Technical/Service	521,972	0	36,777	0	0	0	558,749
515000	Other Academic	499,298	0	0	0	0	0	499,298
516000	Student Wages	180,429	0	9,707	0	0	0	190,136
	SUBTOTAL NONFACULTY	4,778,183	0	398,633	0	0	43,259	5,220,075
	SUBTOTAL SALARIES & WAGES	16,591,614	0	1,452,763	0	0	261,405	18,305,782
519100	Retirement Contribution	1,227,787	0	72,638	0	0	9,410	1,309,835
519200	FICA Contribution	1,095,048	0	94,431	0	0	12,547	1,202,026
519300	Health Insurance Contribution	3,251,960	0	339,947	0	0	42,609	3,634,516
519400	Life Insurance Contribution	16,594	0	1,455	0	0	261	18,310
	SUBTOTAL BENEFITS	5,591,389	0	508,471	0	0	64,827	6,164,687
	TOTAL PERSONAL SERVICES	22,183,003	0	1,961,234	0	0	326,232	24,470,469
521000	Operating Expense	3,820,749	0	1,117,686	0	0	0	4,938,435
540000	Travel	34,674	0	4,250	0	0	0	38,924
550000	Capital Outlay	8,951	0	0	0	0	0	8,951
	TOTAL NET OPERATING EXPENSES	3,864,374	0	1,121,936	0	0	0	4,986,310
	SUB PROGRAM TOTAL	26,047,377	0	3,083,170	0	0	326,232	29,456,779

EXPENDITURE SUMMARY
2023-2024 GENERAL OPERATING BUDGET
UNIVERSITY OF NEBRASKA - LINCOLN
INSTITUTE OF AGRICULTURE AND NATURAL RESOURCES

SUBPROGRAM #/NAME 62 Agriculture Research Division

ACCOUNT	DESCRIPTION	UNRESTRICTED	DESIGNATED AND/OR RESTRICTED					TOTAL
		STATE AND UNIVERSITY GENERATED	CASH	REVOLVING	FEDERAL	AUXILIARIES AND SERVICES	TRUST	
511000	FACULTY							
	Professor	11,495,723	0	175,997	297,283	0	340,000	12,309,003
	Associate Professor	6,405,563	0	360,449	91,873	0	157,355	7,015,240
	Assistant Professor	3,302,648	0	1,015,906	305,328	0	254,255	4,878,137
	Other	-2,209,846	0	133,147	0	0	0	-2,076,699
	SUBTOTAL FACULTY	18,994,088	0	1,685,499	694,484	0	751,610	22,125,681
512100	Other Administrators	1,275,400	0	0	0	0	0	1,275,400
512000	Chairpersons	2,219,879	0	16,458	0	0	0	2,236,337
513000	Managerial/Professional	5,818,423	0	5,753,571	1,525,848	464,401	939,678	14,501,921
514000	Clerical/Technical/Service	2,679,097	0	2,609,063	4,319,403	80,478	63,980	9,752,021
515000	Other Academic	3,677,168	0	624,157	916,295	0	468,762	5,686,382
516000	Student Wages	392,631	0	308,386	0	5,000	0	706,017
517000	Supplemental Salaries & Wages	0	0	25,000	0	0	0	25,000
	SUBTOTAL NONFACULTY	16,062,598	0	9,336,635	6,761,546	549,879	1,472,420	34,183,078
	SUBTOTAL SALARIES & WAGES	35,056,686	0	11,022,134	7,456,030	549,879	2,224,030	56,308,759
519100	Retirement Contribution	2,594,198	0	551,111	223,682	36,842	80,067	3,485,900
519200	FICA Contribution	2,313,740	0	716,440	462,274	37,392	106,757	3,636,603
519300	Health Insurance Contribution	6,371,114	0	2,579,179	1,439,014	94,579	362,515	10,846,401
519400	Life Insurance Contribution	35,065	0	11,028	7,455	550	2,224	56,322
	SUBTOTAL BENEFITS	11,314,117	0	3,857,758	2,132,425	169,363	551,563	18,025,226
	TOTAL PERSONAL SERVICES	46,370,803	0	14,879,892	9,588,455	719,242	2,775,593	74,333,985
521000	Operating Expense	2,351,030	0	22,988,123	8,179	1,012,890	0	26,360,222
529000	Utilities	0	0	3,600	0	0	0	3,600
530000	Supplies & Materials	37,235	0	0	0	0	0	37,235
540000	Travel	167,390	0	265,451	0	34,500	0	467,341
550000	Capital Outlay	0	0	2,177,220	0	75,000	0	2,252,220
	TOTAL NET OPERATING EXPENSES	2,555,655	0	25,434,394	8,179	1,122,390	0	29,120,618
	SUB PROGRAM TOTAL	48,926,458	0	40,314,286	9,596,634	1,841,632	2,775,593	103,454,603

EXPENDITURE SUMMARY
2023-2024 GENERAL OPERATING BUDGET
UNIVERSITY OF NEBRASKA - LINCOLN
INSTITUTE OF AGRICULTURE AND NATURAL RESOURCES

SUBPROGRAM #/NAME 63 Cooperative Extension Service

ACCOUNT	DESCRIPTION	UNRESTRICTED	DESIGNATED AND/OR RESTRICTED					TOTAL
		STATE AND UNIVERSITY GENERATED	CASH	REVOLVING	FEDERAL	AUXILIARIES AND SERVICES	TRUST	
511000	FACULTY							
	Professor	8,187,100	0	112,748	715,431	0	229,813	9,245,092
	Associate Professor	5,368,100	0	60,049	451,392	0	195,228	6,074,769
	Assistant Professor	4,341,933	0	110,804	0	0	177,022	4,629,759
	Other	-3,136,727	0	0	0	0	0	-3,136,727
	SUBTOTAL FACULTY	14,760,406	0	283,601	1,166,823	0	602,063	16,812,893
512100	Other Administrators	1,036,277	0	0	31,238	0	0	1,067,515
512000	Chairpersons	1,053,589	0	0	0	0	0	1,053,589
513000	Managerial/Professional	2,295,553	0	2,294,872	629,669	62,661	575,115	5,857,870
514000	Clerical/Technical/Service	913,671	0	324,789	10,972	35,489	4,941	1,289,862
515000	Other Academic	297,106	0	0	51,250	0	0	348,356
516000	Student Wages	125,909	0	14,832	0	1,563	0	142,304
	SUBTOTAL NONFACULTY	5,722,105	0	2,634,493	723,129	99,713	580,056	9,759,496
	SUBTOTAL SALARIES & WAGES	20,482,511	0	2,918,094	1,889,952	99,713	1,182,119	26,572,389
519100	Retirement Contribution	1,515,708	0	145,907	56,700	6,682	42,557	1,767,554
519200	FICA Contribution	1,351,844	0	189,675	117,177	6,780	56,743	1,722,219
519300	Health Insurance Contribution	4,014,575	0	682,837	364,762	17,150	192,686	5,272,010
519400	Life Insurance Contribution	20,487	0	2,916	1,890	99	1,182	26,574
	SUBTOTAL BENEFITS	6,902,614	0	1,021,335	540,529	30,711	293,168	8,788,357
	TOTAL PERSONAL SERVICES	27,385,125	0	3,939,429	2,430,481	130,424	1,475,287	35,360,746
521000	Operating Expense	1,002,720	0	3,972,032	0	285,538	0	5,260,290
530000	Supplies & Materials	2,094	0	0	0	0	0	2,094
540000	Travel	290,809	0	79,260	0	11,500	0	381,569
550000	Capital Outlay	0	0	5,000	0	0	0	5,000
	TOTAL NET OPERATING EXPENSES	1,295,623	0	4,056,292	0	297,038	0	5,648,953
	SUB PROGRAM TOTAL	28,680,748	0	7,995,721	2,430,481	427,462	1,475,287	41,009,699

EXPENDITURE SUMMARY
2023-2024 GENERAL OPERATING BUDGET
UNIVERSITY OF NEBRASKA - LINCOLN
INSTITUTE OF AGRICULTURE AND NATURAL RESOURCES

SUBPROGRAM #/NAME 64 NE Innovation Campus

ACCOUNT	DESCRIPTION	UNRESTRICTED	DESIGNATED AND/OR RESTRICTED					TOTAL
		STATE AND UNIVERSITY GENERATED	CASH	REVOLVING	FEDERAL	AUXILIARIES AND SERVICES	TRUST	
513000	Managerial/Professional	159,929	0	46,543	0	0	0	206,472
	SUBTOTAL NONFACULTY	159,929	0	46,543	0	0	0	206,472
	SUBTOTAL SALARIES & WAGES	159,929	0	46,543	0	0	0	206,472
519100	Retirement Contribution	11,835	0	2,327	0	0	0	14,162
519200	FICA Contribution	10,555	0	3,025	0	0	0	13,580
519300	Health Insurance Contribution	31,346	0	10,891	0	0	0	42,237
519400	Life Insurance Contribution	160	0	47	0	0	0	207
	SUBTOTAL BENEFITS	53,896	0	16,290	0	0	0	70,186
	TOTAL PERSONAL SERVICES	213,825	0	62,833	0	0	0	276,658
521000	Operating Expense	4,204	0	0	0	0	0	4,204
	TOTAL NET OPERATING EXPENSES	4,204	0	0	0	0	0	4,204
	SUB PROGRAM TOTAL	218,029	0	62,833	0	0	0	280,862

EXPENDITURE SUMMARY
2023-2024 GENERAL OPERATING BUDGET
UNIVERSITY OF NEBRASKA - LINCOLN
INSTITUTE OF AGRICULTURE AND NATURAL RESOURCES

SUBPROGRAM #/NAME 65 Nebraska Forest Service

ACCOUNT	DESCRIPTION	UNRESTRICTED	DESIGNATED AND/OR RESTRICTED					TOTAL
		STATE AND UNIVERSITY GENERATED	CASH	REVOLVING	FEDERAL	AUXILIARIES AND SERVICES	TRUST	
511000	FACULTY							
	Professor	173,758	0	0	123,677	0	27,717	325,152
	Associate Professor	91,161	0	0	0	0	0	91,161
	Assistant Professor	169,169	0	0	135,397	0	0	304,566
	SUBTOTAL FACULTY	434,088	0	0	259,074	0	27,717	720,879
512100	Other Administrators	139,239	0	0	0	0	0	139,239
513000	Managerial/Professional	572,190	0	0	1,094,949	0	52,371	1,719,510
514000	Clerical/Technical/Service	287,239	0	0	142,108	22,919	0	452,266
	SUBTOTAL NONFACULTY	998,668	0	0	1,237,057	22,919	52,371	2,311,015
	SUBTOTAL SALARIES & WAGES	1,432,756	0	0	1,496,131	22,919	80,088	3,031,894
519100	Retirement Contribution	106,024	0	0	44,884	1,536	2,883	155,327
519200	FICA Contribution	94,561	0	0	92,760	1,558	3,844	192,723
519300	Health Insurance Contribution	280,820	0	0	288,754	3,942	13,054	586,570
519400	Life Insurance Contribution	1,432	0	0	1,497	23	80	3,032
	SUBTOTAL BENEFITS	482,837	0	0	427,895	7,059	19,861	937,652
	TOTAL PERSONAL SERVICES	1,915,593	0	0	1,924,026	29,978	99,949	3,969,546
521000	Operating Expense	1,143,480	0	265,000	0	443,614	0	1,852,094
	TOTAL NET OPERATING EXPENSES	1,143,480	0	265,000	0	443,614	0	1,852,094
	SUB PROGRAM TOTAL	3,059,073	0	265,000	1,924,026	473,592	99,949	5,821,640

EXPENDITURE SUMMARY
2023-2024 GENERAL OPERATING BUDGET
UNIVERSITY OF NEBRASKA - LINCOLN
INSTITUTE OF AGRICULTURE AND NATURAL RESOURCES

SUBPROGRAM #/NAME 66 Other IANR

ACCOUNT	DESCRIPTION	UNRESTRICTED	DESIGNATED AND/OR RESTRICTED				TOTAL	
		STATE AND UNIVERSITY GENERATED	CASH	REVOLVING	FEDERAL	AUXILIARIES AND SERVICES		TRUST
511000	FACULTY							
	Professor	30,000	0	0	0	94,254	65,000	189,254
	Assistant Professor	0	0	68,687	0	0	0	68,687
	Other	382,831	0	0	0	-93,213	0	289,618
	SUBTOTAL FACULTY	412,831	0	68,687	0	1,041	65,000	547,559
512100	Other Administrators	1,419,874	0	0	0	0	0	1,419,874
513000	Managerial/Professional	5,896,117	0	368,150	0	172,493	101,841	6,538,601
514000	Clerical/Technical/Service	1,481,427	0	76,136	0	0	16,768	1,574,331
516000	Student Wages	1,105	0	25,440	0	32,387	0	58,932
	SUBTOTAL NONFACULTY	8,798,523	0	469,726	0	204,880	118,609	9,591,738
	SUBTOTAL SALARIES & WAGES	9,211,354	0	538,413	0	205,921	183,609	10,139,297
519100	Retirement Contribution	1,335,357	0	26,921	0	13,797	6,610	1,382,685
519200	FICA Contribution	1,150,490	0	34,997	0	14,003	8,813	1,208,303
519300	Health Insurance Contribution	-521,604	0	125,989	0	35,419	29,928	-330,268
519400	Life Insurance Contribution	12,644	0	538	0	206	184	13,572
519800	Workers Compensation	291,342	0	0	0	0	0	291,342
	SUBTOTAL BENEFITS	2,268,229	0	188,445	0	63,425	45,535	2,565,634
	TOTAL PERSONAL SERVICES	11,479,583	0	726,858	0	269,346	229,144	12,704,931
521000	Operating Expense	1,669,756	0	-17,154,710	0	1,957,968	0	-13,526,986
529000	Utilities	1,853,483	0	0	0	0	0	1,853,483
540000	Travel	54,366	0	0	0	30,000	0	84,366
550000	Capital Outlay	9,726	1,600,000	0	0	0	0	1,609,726
	TOTAL NET OPERATING EXPENSES	3,587,331	1,600,000	-17,154,710	0	1,987,968	0	-9,979,411
	SUB PROGRAM TOTAL	15,066,914	1,600,000	-16,427,852	0	2,257,314	229,144	2,725,520

EXPENDITURE SUMMARY
2023-2024 GENERAL OPERATING BUDGET
UNIVERSITY OF NEBRASKA - LINCOLN
INSTITUTE OF AGRICULTURE AND NATURAL RESOURCES

SUBPROGRAM #/NAME 68 IANR International Programs

ACCOUNT	DESCRIPTION	UNRESTRICTED	DESIGNATED AND/OR RESTRICTED					TOTAL
		STATE AND UNIVERSITY GENERATED	CASH	REVOLVING	FEDERAL	AUXILIARIES AND SERVICES	TRUST	
511000	FACULTY							
	Professor	99,960	0	0	0	0	108,374	208,334
	Assistant Professor	73,859	0	0	0	0	340,003	413,862
	Other	228,611	0	0	0	0	61,560	290,171
	SUBTOTAL FACULTY	402,430	0	0	0	0	509,937	912,367
512100	Other Administrators	57,120	0	0	0	0	0	57,120
512000	Chairpersons	0	0	0	0	0	878,798	878,798
513000	Managerial/Professional	198,166	0	521,131	0	0	415,404	1,134,701
515000	Other Academic	77,250	0	0	0	0	193,377	270,627
	SUBTOTAL NONFACULTY	332,536	0	521,131	0	0	1,487,579	2,341,246
	SUBTOTAL SALARIES & WAGES	734,966	0	521,131	0	0	1,997,516	3,253,613
519100	Retirement Contribution	54,387	0	26,057	0	0	71,911	152,355
519200	FICA Contribution	48,508	0	33,874	0	0	95,881	178,263
519300	Health Insurance Contribution	144,053	0	121,945	0	0	325,595	591,593
519400	Life Insurance Contribution	735	0	521	0	0	1,998	3,254
	SUBTOTAL BENEFITS	247,683	0	182,397	0	0	495,385	925,465
	TOTAL PERSONAL SERVICES	982,649	0	703,528	0	0	2,492,901	4,179,078
521000	Operating Expense	97,352	0	3,314	0	0	0	100,666
540000	Travel	25,000	0	0	0	0	0	25,000
	TOTAL NET OPERATING EXPENSES	122,352	0	3,314	0	0	0	125,666
	SUB PROGRAM TOTAL	1,105,001	0	706,842	0	0	2,492,901	4,304,744

EXPENDITURE SUMMARY
2023-2024 GENERAL OPERATING BUDGET
UNIVERSITY OF NEBRASKA - LINCOLN
INSTITUTE OF AGRICULTURE AND NATURAL RESOURCES

SUBPROGRAM #/NAME 74 Agency Funds

ACCOUNT	DESCRIPTION	UNRESTRICTED	DESIGNATED AND/OR RESTRICTED					TOTAL
		STATE AND UNIVERSITY GENERATED	CASH	REVOLVING	FEDERAL	AUXILIARIES AND SERVICES	TRUST	
521000	Operating Expense	0	0	0	787,963	0	0	787,963
540000	Travel	0	0	0	4,700	0	0	4,700
	TOTAL NET OPERATING EXPENSES	0	0	0	792,663	0	0	792,663
	SUB PROGRAM TOTAL	0	0	0	792,663	0	0	792,663

EXPENDITURE SUMMARY
2023-2024 GENERAL OPERATING BUDGET
UNIVERSITY OF NEBRASKA - LINCOLN
INSTITUTE OF AGRICULTURE AND NATURAL RESOURCES

SUBPROGRAM #/NAME 98 Company Balance Sheets

ACCOUNT	DESCRIPTION	UNRESTRICTED	DESIGNATED AND/OR RESTRICTED					TOTAL
		STATE AND UNIVERSITY GENERATED	CASH	REVOLVING	FEDERAL	AUXILIARIES AND SERVICES	TRUST	
Other		0	0	0	-622,453	0	2,544,589	1,922,136
	SUBTOTAL FACULTY	0	0	0	-622,453	0	2,544,589	1,922,136
	SUBTOTAL SALARIES & WAGES	0	0	0	-622,453	0	2,544,589	1,922,136
519100	Retirement Contribution	0	0	0	-18,673	0	91,605	72,932
519200	FICA Contribution	0	0	0	-38,591	0	122,140	83,549
519300	Health Insurance Contribution	0	0	0	-120,133	0	414,768	294,635
519400	Life Insurance Contribution	0	0	0	-622	0	2,545	1,923
	SUBTOTAL BENEFITS	0	0	0	-178,019	0	631,058	453,039
	TOTAL PERSONAL SERVICES	0	0	0	-800,472	0	3,175,647	2,375,175
521000	Operating Expense	0	0	0	41,056,668	0	25,925,247	66,981,915
	TOTAL NET OPERATING EXPENSES	0	0	0	41,056,668	0	25,925,247	66,981,915
	SUB PROGRAM TOTAL	0	0	0	40,256,196	0	29,100,894	69,357,090

EXPENDITURE SUMMARY
2023-2024 GENERAL OPERATING BUDGET
NEBRASKA COLLEGE OF TECHNICAL AGRICULTURE

CAMPUS TOTAL

ACCOUNT	DESCRIPTION	UNRESTRICTED	DESIGNATED AND/OR RESTRICTED					TOTAL
		STATE AND UNIVERSITY GENERATED	CASH	REVOLVING	FEDERAL	AUXILIARIES AND SERVICES	TRUST	
	Associate Professor	486,740	0	0	0	0	0	486,740
	Assistant Professor	589,833	0	0	0	0	0	589,833
	Other	353,394	0	0	0	0	0	353,394
	SUBTOTAL FACULTY	1,429,967	0	0	0	0	0	1,429,967
512100	Other Administrators	357,494	0	0	0	0	0	357,494
513000	Managerial/Professional	625,248	0	0	0	44,188	0	669,436
514000	Clerical/Technical/Service	457,882	0	0	0	239,548	0	697,430
516000	Student Wages	57,460	0	4,606	0	21,806	0	83,872
	SUBTOTAL NONFACULTY	1,498,084	0	4,606	0	305,542	0	1,808,232
	SUBTOTAL SALARIES & WAGES	2,928,051	0	4,606	0	305,542	0	3,238,199
519100	Retirement Contribution	197,805	0	0	0	11,610	0	209,415
519200	FICA Contribution	236,804	0	0	0	20,777	0	257,581
519300	Health Insurance Contribution	492,701	0	0	0	72,720	0	565,421
519400	Life Insurance Contribution	3,044	0	0	0	305	0	3,349
519800	Workers Compensation	8,487	0	1,239	0	1,220	0	10,946
	SUBTOTAL BENEFITS	938,841	0	1,239	0	106,632	0	1,046,712
	TOTAL PERSONAL SERVICES	3,866,892	0	5,845	0	412,174	0	4,284,911
521000	Operating Expense	461,614	0	669,155	0	1,087,826	0	2,218,595
529000	Utilities	541,233	0	0	0	0	0	541,233
	TOTAL NET OPERATING EXPENSES	1,002,847	0	669,155	0	1,087,826	0	2,759,828
	CAMPUS TOTAL	4,869,739	0	675,000	0	1,500,000	0	7,044,739

REVENUE SUMMARY
2023-2024 GENERAL OPERATING BUDGET
NEBRASKA COLLEGE OF TECHNICAL AGRICULTURE

CAMPUS TOTAL

ACCOUNT	DESCRIPTION	UNRESTRICTED	DESIGNATED AND/OR RESTRICTED					TOTAL
		STATE AND UNIVERSITY GENERATED	CASH	REVOLVING	FEDERAL	AUXILIARIES AND SERVICES	TRUST	
410000	State Appropriation	3,794,866	0	0	0	0	0	3,794,866
	TOTAL STATE SUPPORT	3,794,866	0	0	0	0	0	3,794,866
	TOTAL FEDERAL FUND	0	0	0	0	0	0	0
450000	Sales and Services	0	0	675,000	0	1,500,000	0	2,175,000
	TOTAL REVOLVING FUND	0	0	675,000	0	1,500,000	0	2,175,000
	TOTAL TRUST FUND	0	0	0	0	0	0	0
441100	Undergraduate Resident	855,431	0	0	0	0	0	855,431
441110	Undergraduate Nonresident	308,879	0	0	0	0	0	308,879
	TOTAL GROSS TUITION	1,164,310	0	0	0	0	0	1,164,310
441001	Tuition Adjustments	-32,127	0	0	0	0	0	-32,127
441990	Tuition Remissions	-57,310	0	0	0	0	0	-57,310
	TOTAL TUITION OFFSETS	-89,437	0	0	0	0	0	-89,437
	SUBTOTAL NET TUITION (CASH)	1,074,873	0	0	0	0	0	1,074,873
	SUBTOTAL OTHER CASH	0	0	0	0	0	0	0
	TOTAL CASH FUND	1,074,873	0	0	0	0	0	1,074,873
	TOTAL REVENUE	4,869,739	0	675,000	0	1,500,000	0	7,044,739

7/26/23

1:54:13PM

EXPENDITURE SUMMARY
2023-2024 GENERAL OPERATING BUDGET
NEBRASKA COLLEGE OF TECHNICAL AGRICULTURE

SUBPROGRAM #/NAME 67

Nebraska College of Technical Agriculture

ACCOUNT	DESCRIPTION	UNRESTRICTED	DESIGNATED AND/OR RESTRICTED					TOTAL
		STATE AND UNIVERSITY GENERATED	CASH	REVOLVING	FEDERAL	AUXILIARIES AND SERVICES	TRUST	
	Associate Professor	486,740	0	0	0	0	0	486,740
	Assistant Professor	589,833	0	0	0	0	0	589,833
	Other	353,394	0	0	0	0	0	353,394
	SUBTOTAL FACULTY	1,429,967	0	0	0	0	0	1,429,967
512100	Other Administrators	357,494	0	0	0	0	0	357,494
513000	Managerial/Professional	625,248	0	0	0	44,188	0	669,436
514000	Clerical/Technical/Service	457,882	0	0	0	239,548	0	697,430
516000	Student Wages	57,460	0	4,606	0	21,806	0	83,872
	SUBTOTAL NONFACULTY	1,498,084	0	4,606	0	305,542	0	1,808,232
	SUBTOTAL SALARIES & WAGES	2,928,051	0	4,606	0	305,542	0	3,238,199
519100	Retirement Contribution	197,805	0	0	0	11,610	0	209,415
519200	FICA Contribution	236,804	0	0	0	20,777	0	257,581
519300	Health Insurance Contribution	492,701	0	0	0	72,720	0	565,421
519400	Life Insurance Contribution	3,044	0	0	0	305	0	3,349
519800	Workers Compensation	8,487	0	1,239	0	1,220	0	10,946
	SUBTOTAL BENEFITS	938,841	0	1,239	0	106,632	0	1,046,712
	TOTAL PERSONAL SERVICES	3,866,892	0	5,845	0	412,174	0	4,284,911
521000	Operating Expense	461,614	0	669,155	0	1,087,826	0	2,218,595
529000	Utilities	541,233	0	0	0	0	0	541,233
	TOTAL NET OPERATING EXPENSES	1,002,847	0	669,155	0	1,087,826	0	2,759,828
	SUB PROGRAM TOTAL	4,869,739	0	675,000	0	1,500,000	0	7,044,739

EXPENDITURE SUMMARY
2023-2024 GENERAL OPERATING BUDGET
UNIVERSITY OF NEBRASKA MEDICAL CENTER

CAMPUS TOTAL

ACCOUNT	DESCRIPTION	UNRESTRICTED	DESIGNATED AND/OR RESTRICTED					TOTAL
		STATE AND UNIVERSITY GENERATED	CASH	REVOLVING	FEDERAL	AUXILIARIES AND SERVICES	TRUST	
511000 FACULTY								
	Professor	19,924,648	492,323	0	7,479,886	268,071	16,554,103	44,719,031
	Associate Professor	20,472,876	790,105	5,545	2,782,806	315,946	17,695,522	42,062,800
	Assistant Professor	26,976,006	3,234,698	16,377	4,123,473	1,522,929	28,931,330	64,804,813
	Instructor	5,730,759	445,932	0	1,711,506	301,456	3,065,815	11,255,468
	Other	10,731,898	147,094	0	2,220,335	134,372	2,886,437	16,120,136
	SUBTOTAL FACULTY	83,836,187	5,110,152	21,922	18,318,006	2,542,774	69,133,207	178,962,248
512100	Other Administrators	9,792,309	989,199	3,000	155,707	1,699,544	1,084,940	13,724,699
512000	Chairpersons	3,407,172	39,000	0	165,004	50,907	1,184,875	4,846,958
513000	Managerial/Professional	32,432,972	6,989,295	1,128,726	9,784,169	24,690,064	29,344,003	104,369,229
514000	Clerical/Technical/Service	22,193,234	7,483,204	426,596	1,376,661	11,676,521	12,050,843	55,207,059
515000	Other Academic	14,910,768	1,131,002	0	3,401,746	204,219	2,232,420	21,880,155
516000	Student Wages	126,716	0	0	0	0	0	126,716
517000	Supplemental Salaries & Wages	163,502	0	0	0	0	0	163,502
	SUBTOTAL NONFACULTY	83,026,673	16,631,700	1,558,322	14,883,287	38,321,255	45,897,081	200,318,318
	SUBTOTAL SALARIES & WAGES	166,862,860	21,741,852	1,580,244	33,201,293	40,864,029	115,030,288	379,280,566
519100	Retirement Contribution	9,374,991	1,406,419	88,494	1,030,817	2,435,259	4,601,613	18,937,593
519200	FICA Contribution	8,873,163	1,454,302	109,036	1,529,603	2,837,466	5,867,069	20,670,639
519300	Health Insurance Contribution	25,368,604	3,432,063	346,073	4,721,797	7,502,999	19,096,740	60,468,276
519400	Life Insurance Contribution	409,388	181,881	1,581	33,259	665,585	115,047	1,406,741
519800	Workers Compensation	555,439	24,099	6,270	131,940	162,059	456,458	1,336,265
	SUBTOTAL BENEFITS	44,581,585	6,498,764	551,454	7,447,416	13,603,368	30,136,927	102,819,514
	TOTAL PERSONAL SERVICES	211,444,445	28,240,616	2,131,698	40,648,709	54,467,397	145,167,215	482,100,080
521000	Operating Expense	5,489,851	47,239,725	2,426,902	187,901,291	61,839,840	156,832,785	461,730,394
529000	Utilities	11,744,942	0	0	0	105,500	0	11,850,442
530000	Supplies & Materials	1,120,244	1,415,580	383,500	0	3,555,372	0	6,474,696
540000	Travel	153,595	5,594	57,900	0	331,039	0	548,128
550000	Capital Outlay	777,776	198,485	0	0	1,415,236	0	2,391,497
560000	Government Aid	334,000	0	0	550,000	382,956	0	1,266,956
570000	Cost of Goods Sold	0	0	0	0	3,902,660	0	3,902,660
	TOTAL NET OPERATING EXPENSES	19,620,408	48,859,384	2,868,302	188,451,291	71,532,603	156,832,785	488,164,773
	CAMPUS TOTAL	231,064,853	77,100,000	5,000,000	229,100,000	126,000,000	302,000,000	970,264,853

REVENUE SUMMARY
2023-2024 GENERAL OPERATING BUDGET
UNIVERSITY OF NEBRASKA MEDICAL CENTER

CAMPUS TOTAL

ACCOUNT	DESCRIPTION	UNRESTRICTED STATE AND UNIVERSITY GENERATED	DESIGNATED AND/OR RESTRICTED					TOTAL
			CASH	REVOLVING	FEDERAL	AUXILIARIES AND SERVICES	TRUST	
410000	State Appropriation	167,915,616	0	0	0	0	0	167,915,616
TOTAL STATE SUPPORT		167,915,616	0	0	0	0	0	167,915,616
460000	Restricted Revenue	0	0	0	229,100,000	0	0	229,100,000
TOTAL FEDERAL FUND		0	0	0	229,100,000	0	0	229,100,000
450000	Sales and Services	0	0	5,000,000	0	126,000,000	0	131,000,000
TOTAL REVOLVING FUND		0	0	5,000,000	0	126,000,000	0	131,000,000
460000	Restricted Revenue	0	0	0	0	0	302,000,000	302,000,000
TOTAL TRUST FUND		0	0	0	0	0	302,000,000	302,000,000
441100	Undergraduate Resident	8,685,052	0	0	0	0	0	8,685,052
441110	Undergraduate Nonresident	2,839,915	0	0	0	0	0	2,839,915
441200	Graduate Resident	5,636,422	0	0	0	0	0	5,636,422
441210	Graduate Nonresident	6,851,160	0	0	0	0	0	6,851,160
441300	Off-Campus Undergraduate	1,307,312	0	0	0	0	0	1,307,312
441600	Professional Resident	32,441,167	0	0	0	0	0	32,441,167
441610	Professional Nonresident	15,253,422	0	0	0	0	0	15,253,422
TOTAL GROSS TUITION		73,014,450	0	0	0	0	0	73,014,450
441001	Tuition Adjustments	10,901	0	0	0	0	0	10,901
441990	Tuition Remissions	-13,254,724	0	0	0	0	0	-13,254,724
TOTAL TUITION OFFSETS		-13,243,823	0	0	0	0	0	-13,243,823
SUBTOTAL NET TUITION (CASH)		59,770,627	0	0	0	0	0	59,770,627
442100	Institutional Student Fee	113,155	0	0	0	0	0	113,155
SUBTOTAL STUDENT FEES		113,155	0	0	0	0	0	113,155
430000	Invest Loan/Endowment	2,750,000	0	0	0	0	0	2,750,000
450000	Sales and Services	0	36,600,000	0	0	0	0	36,600,000
461900	Indirect Costs-Federal	1,825,000	40,500,000	0	0	0	0	42,325,000
833428	U-Wide Debt Svc & Admin S	-1,309,545	0	0	0	0	0	-1,309,545
SUBTOTAL OTHER CASH		3,265,455	77,100,000	0	0	0	0	80,478,610
TOTAL CASH FUND		63,149,237	77,100,000	0	0	0	0	140,249,237
TOTAL REVENUE		231,064,853	77,100,000	5,000,000	229,100,000	126,000,000	302,000,000	970,264,853

7/26/23

11:14:52AM

EXPENDITURE SUMMARY
2023-2024 GENERAL OPERATING BUDGET
UNIVERSITY OF NEBRASKA MEDICAL CENTER

SUBPROGRAM #/NAME 01 Academic Affairs and Research

ACCOUNT	DESCRIPTION	UNRESTRICTED	DESIGNATED AND/OR RESTRICTED					TOTAL
		STATE AND UNIVERSITY GENERATED	CASH	REVOLVING	FEDERAL	AUXILIARIES AND SERVICES	TRUST	
511000 FACULTY								
	Professor	115,475	123,095	0	54,418	0	42,164	335,152
	Associate Professor	206,216	0	0	24,375	12,500	117,705	360,796
	Assistant Professor	138,599	0	0	122,607	12,500	40,540	314,246
	Instructor	0	0	0	0	71,415	0	71,415
	Other	-22,394	0	0	2,959	0	40,284	20,849
	SUBTOTAL FACULTY	437,896	123,095	0	204,359	96,415	240,693	1,102,458
512100	Other Administrators	1,212,603	75,342	0	0	184,398	50,000	1,522,343
512000	Chairpersons	71,113	0	0	0	0	30,000	101,113
513000	Managerial/Professional	3,734,611	379,565	0	660,382	950,631	849,141	6,574,330
514000	Clerical/Technical/Service	564,021	45,524	0	126,062	171,583	184,760	1,091,950
515000	Other Academic	1,850,183	0	0	0	0	0	1,850,183
516000	Student Wages	8,179	0	0	0	0	0	8,179
	SUBTOTAL NONFACULTY	7,440,710	500,431	0	786,444	1,306,612	1,113,901	11,148,098
	SUBTOTAL SALARIES & WAGES	7,878,606	623,526	0	990,803	1,403,027	1,354,594	12,250,556
519100	Retirement Contribution	588,350	40,530	0	30,714	63,135	54,184	776,913
519200	FICA Contribution	632,293	39,282	0	45,577	77,167	69,083	863,402
519300	Health Insurance Contribution	1,175,215	114,107	0	140,693	239,917	224,861	1,894,793
519400	Life Insurance Contribution	10,779	624	0	991	1,403	1,354	15,151
519800	Workers Compensation	0	0	0	3,931	5,567	5,375	14,873
	SUBTOTAL BENEFITS	2,406,637	194,543	0	221,906	387,189	354,857	3,565,132
	TOTAL PERSONAL SERVICES	10,285,243	818,069	0	1,212,709	1,790,216	1,709,451	15,815,688
521000	Operating Expense	758,664	21,927	0	0	133,300	0	913,891
530000	Supplies & Materials	2,247	1,638	0	0	55,165	0	59,050
540000	Travel	14,592	3,328	0	0	55,075	0	72,995
	TOTAL NET OPERATING EXPENSES	775,503	26,893	0	0	243,540	0	1,045,936
	SUB PROGRAM TOTAL	11,060,746	844,962	0	1,212,709	2,033,756	1,709,451	16,861,624

EXPENDITURE SUMMARY
2023-2024 GENERAL OPERATING BUDGET
UNIVERSITY OF NEBRASKA MEDICAL CENTER

SUBPROGRAM #/NAME 04 College of Allied Health

ACCOUNT	DESCRIPTION	UNRESTRICTED	DESIGNATED AND/OR RESTRICTED					TOTAL
		STATE AND UNIVERSITY GENERATED	CASH	REVOLVING	FEDERAL	AUXILIARIES AND SERVICES	TRUST	
511000 FACULTY								
	Professor	394,685	167,882	0	0	4,216	147,908	714,691
	Associate Professor	1,353,664	431,632	0	10,861	54,370	68,535	1,919,062
	Assistant Professor	3,920,713	80,740	0	29,677	111,473	29,666	4,172,269
	Instructor	738,732	0	0	0	46,770	0	785,502
	Other	209,770	0	0	0	0	0	209,770
	SUBTOTAL FACULTY	6,617,564	680,254	0	40,538	216,829	246,109	7,801,294
512100	Other Administrators	553,823	586,537	0	0	33,550	0	1,173,910
512000	Chairpersons	38,972	20,000	0	0	0	0	58,972
513000	Managerial/Professional	743,204	207,624	0	41,726	138,917	135,016	1,266,487
514000	Clerical/Technical/Service	1,022,127	109,089	0	34,744	108,993	0	1,274,953
515000	Other Academic	0	0	0	0	0	60,347	60,347
	SUBTOTAL NONFACULTY	2,358,126	923,250	0	76,470	281,460	195,363	3,834,669
	SUBTOTAL SALARIES & WAGES	8,975,690	1,603,504	0	117,008	498,289	441,472	11,635,963
519100	Retirement Contribution	599,033	91,758	0	3,628	22,425	18,069	734,913
519200	FICA Contribution	546,679	88,935	0	5,382	27,403	23,038	691,437
519300	Health Insurance Contribution	1,625,474	258,335	0	16,615	85,207	74,991	2,060,622
519400	Life Insurance Contribution	26,031	1,412	0	117	500	453	28,513
519800	Workers Compensation	0	0	0	465	1,976	1,792	4,233
	SUBTOTAL BENEFITS	2,797,217	440,440	0	26,207	137,511	118,343	3,519,718
	TOTAL PERSONAL SERVICES	11,772,907	2,043,944	0	143,215	635,800	559,815	15,155,681
521000	Operating Expense	22,894	0	0	0	464,500	0	487,394
530000	Supplies & Materials	0	0	0	0	155,349	0	155,349
540000	Travel	0	0	0	0	84,439	0	84,439
	TOTAL NET OPERATING EXPENSES	22,894	0	0	0	704,288	0	727,182
	SUB PROGRAM TOTAL	11,795,801	2,043,944	0	143,215	1,340,088	559,815	15,882,863

EXPENDITURE SUMMARY
2023-2024 GENERAL OPERATING BUDGET
UNIVERSITY OF NEBRASKA MEDICAL CENTER

SUBPROGRAM #/NAME 09 College of Dentistry

ACCOUNT	DESCRIPTION	UNRESTRICTED	DESIGNATED AND/OR RESTRICTED				TOTAL	
		STATE AND UNIVERSITY GENERATED	CASH	REVOLVING	FEDERAL	AUXILIARIES AND SERVICES		TRUST
511000	FACULTY							
	Professor	3,109,960	0	0	98,489	0	57,300	3,265,749
	Associate Professor	2,895,959	0	0	0	0	2,500	2,898,459
	Assistant Professor	2,636,048	0	0	51,503	80,476	255,186	3,023,213
	Instructor	259,087	0	0	0	9,886	91,913	360,886
	SUBTOTAL FACULTY	8,901,054	0	0	149,992	90,362	406,899	9,548,307
512100	Other Administrators	598,717	0	0	0	126,000	53,152	777,869
512000	Chairpersons	270,348	0	0	0	0	0	270,348
513000	Managerial/Professional	639,844	0	0	65,984	147,902	163,822	1,017,552
514000	Clerical/Technical/Service	1,217,650	0	0	0	82,774	0	1,300,424
	SUBTOTAL NONFACULTY	2,726,559	0	0	65,984	356,676	216,974	3,366,193
	SUBTOTAL SALARIES & WAGES	11,627,613	0	0	215,976	447,038	623,873	12,914,500
519100	Retirement Contribution	743,211	0	0	6,695	20,117	24,954	794,977
519200	FICA Contribution	618,575	0	0	9,935	24,587	31,820	684,917
519300	Health Insurance Contribution	1,916,815	0	0	30,669	76,445	103,563	2,127,492
519400	Life Insurance Contribution	29,455	0	0	217	446	625	30,743
519800	Workers Compensation	0	0	0	857	1,774	2,475	5,106
	SUBTOTAL BENEFITS	3,308,056	0	0	48,373	123,369	163,437	3,643,235
	TOTAL PERSONAL SERVICES	14,935,669	0	0	264,349	570,407	787,310	16,557,735
521000	Operating Expense	136,046	0	0	0	56,500	0	192,546
530000	Supplies & Materials	81,528	0	0	0	923,500	0	1,005,028
540000	Travel	6,333	0	0	0	0	0	6,333
550000	Capital Outlay	2,055	0	0	0	0	0	2,055
	TOTAL NET OPERATING EXPENSES	225,962	0	0	0	980,000	0	1,205,962
	SUB PROGRAM TOTAL	15,161,631	0	0	264,349	1,550,407	787,310	17,763,697

EXPENDITURE SUMMARY
2023-2024 GENERAL OPERATING BUDGET
UNIVERSITY OF NEBRASKA MEDICAL CENTER

SUBPROGRAM #/NAME 12 Graduate Studies and Research

ACCOUNT	DESCRIPTION	UNRESTRICTED	DESIGNATED AND/OR RESTRICTED					TOTAL
		STATE AND UNIVERSITY GENERATED	CASH	REVOLVING	FEDERAL	AUXILIARIES AND SERVICES	TRUST	
511000 FACULTY								
	Professor	45,281	0	0	0	0	51,909	97,190
	Associate Professor	15,029	0	0	0	96,128	78,986	190,143
	Assistant Professor	0	0	0	0	125,148	44,799	169,947
	Instructor	15,371	0	0	0	0	0	15,371
	Other	-37,758	0	0	0	0	123,483	85,725
	SUBTOTAL FACULTY	37,923	0	0	0	221,276	299,177	558,376
512100	Other Administrators	279,420	0	0	0	598,915	40,532	918,867
513000	Managerial/Professional	561,004	0	0	27,665	4,878,874	195,949	5,663,492
514000	Clerical/Technical/Service	162,786	0	0	0	1,128,615	27,848	1,319,249
515000	Other Academic	868,732	0	0	0	0	5,134	873,866
516000	Student Wages	26,920	0	0	0	0	0	26,920
	SUBTOTAL NONFACULTY	1,898,862	0	0	27,665	6,606,404	269,463	8,802,394
	SUBTOTAL SALARIES & WAGES	1,936,785	0	0	27,665	6,827,680	568,640	9,360,770
519100	Retirement Contribution	111,408	0	0	858	307,246	22,745	442,257
519200	FICA Contribution	109,288	0	0	1,273	375,523	29,002	515,086
519300	Health Insurance Contribution	274,347	0	0	3,928	1,167,534	94,394	1,540,203
519400	Life Insurance Contribution	4,698	0	0	27	6,828	568	12,121
519800	Workers Compensation	0	0	0	109	27,089	2,256	29,454
	SUBTOTAL BENEFITS	499,741	0	0	6,195	1,884,220	148,965	2,539,121
	TOTAL PERSONAL SERVICES	2,436,526	0	0	33,860	8,711,900	717,605	11,899,891
521000	Operating Expense	89,904	0	0	0	512,851	0	602,755
530000	Supplies & Materials	15,502	0	0	0	245,786	0	261,288
540000	Travel	3,423	0	0	0	16,000	0	19,423
	TOTAL NET OPERATING EXPENSES	108,829	0	0	0	774,637	0	883,466
	SUB PROGRAM TOTAL	2,545,355	0	0	33,860	9,486,537	717,605	12,783,357

EXPENDITURE SUMMARY
2023-2024 GENERAL OPERATING BUDGET
UNIVERSITY OF NEBRASKA MEDICAL CENTER

SUBPROGRAM #/NAME 16 McGoogan Health Sciences Library

ACCOUNT	DESCRIPTION	UNRESTRICTED	DESIGNATED AND/OR RESTRICTED					TOTAL
		STATE AND UNIVERSITY GENERATED	CASH	REVOLVING	FEDERAL	AUXILIARIES AND SERVICES	TRUST	
511000	FACULTY							
	Professor	83,217	0	0	0	0	0	83,217
	Associate Professor	371,579	0	0	0	0	0	371,579
	Assistant Professor	694,258	0	0	0	76,514	0	770,772
	SUBTOTAL FACULTY	1,149,054	0	0	0	76,514	0	1,225,568
512100	Other Administrators	173,523	0	0	0	0	0	173,523
513000	Managerial/Professional	86,995	0	0	0	52,000	0	138,995
514000	Clerical/Technical/Service	297,720	0	0	0	62,740	0	360,460
	SUBTOTAL NONFACULTY	558,238	0	0	0	114,740	0	672,978
	SUBTOTAL SALARIES & WAGES	1,707,292	0	0	0	191,254	0	1,898,546
519100	Retirement Contribution	135,637	0	0	0	8,607	0	144,244
519200	FICA Contribution	112,079	0	0	0	10,519	0	122,598
519300	Health Insurance Contribution	348,064	0	0	0	32,705	0	380,769
519400	Life Insurance Contribution	5,337	0	0	0	192	0	5,529
519800	Workers Compensation	0	0	0	0	759	0	759
	SUBTOTAL BENEFITS	601,117	0	0	0	52,782	0	653,899
	TOTAL PERSONAL SERVICES	2,308,409	0	0	0	244,036	0	2,552,445
521000	Operating Expense	-10,000	0	0	0	14,000	0	4,000
530000	Supplies & Materials	11,038	0	0	0	20,000	0	31,038
550000	Capital Outlay	730,137	0	0	0	1,350,453	0	2,080,590
	TOTAL NET OPERATING EXPENSES	731,175	0	0	0	1,384,453	0	2,115,628
	SUB PROGRAM TOTAL	3,039,584	0	0	0	1,628,489	0	4,668,073

EXPENDITURE SUMMARY
2023-2024 GENERAL OPERATING BUDGET
UNIVERSITY OF NEBRASKA MEDICAL CENTER

SUBPROGRAM #/NAME 18 College of Nursing

ACCOUNT	DESCRIPTION	UNRESTRICTED STATE AND UNIVERSITY GENERATED	DESIGNATED AND/OR RESTRICTED					TOTAL
			CASH	REVOLVING	FEDERAL	AUXILIARIES AND SERVICES	TRUST	
511000 FACULTY								
	Professor	1,984,287	0	0	235,148	0	66,588	2,286,023
	Associate Professor	2,045,629	0	0	187,811	0	447,858	2,681,298
	Assistant Professor	5,650,758	0	0	310,414	0	58,783	6,019,955
	Instructor	3,912,650	0	0	18,600	0	159,747	4,090,997
	Other	0	0	0	0	0	1,500	1,500
	SUBTOTAL FACULTY	13,593,324	0	0	751,973	0	734,476	15,079,773
512100	Other Administrators	446,860	0	0	0	0	9,000	455,860
513000	Managerial/Professional	2,535,348	0	0	476,546	479,390	90,524	3,581,808
514000	Clerical/Technical/Service	927,450	0	0	38,533	160,293	45,860	1,172,136
516000	Student Wages	55,613	0	0	0	0	0	55,613
	SUBTOTAL NONFACULTY	3,965,271	0	0	515,079	639,683	145,384	5,265,417
	SUBTOTAL SALARIES & WAGES	17,558,595	0	0	1,267,052	639,683	879,860	20,345,190
519100	Retirement Contribution	1,083,217	0	0	39,280	28,786	35,193	1,186,476
519200	FICA Contribution	924,005	0	0	58,285	35,184	44,873	1,062,347
519300	Health Insurance Contribution	2,839,380	0	0	179,920	109,385	146,057	3,274,742
519400	Life Insurance Contribution	43,952	0	0	1,267	640	881	46,740
519800	Workers Compensation	0	0	0	5,026	2,539	3,492	11,057
	SUBTOTAL BENEFITS	4,890,554	0	0	283,778	176,534	230,496	5,581,362
	TOTAL PERSONAL SERVICES	22,449,149	0	0	1,550,830	816,217	1,110,356	25,926,552
521000	Operating Expense	8,293	0	0	0	131,770	0	140,063
530000	Supplies & Materials	0	0	0	0	731,050	0	731,050
540000	Travel	0	0	0	0	29,000	0	29,000
	TOTAL NET OPERATING EXPENSES	8,293	0	0	0	891,820	0	900,113
	SUB PROGRAM TOTAL	22,457,442	0	0	1,550,830	1,708,037	1,110,356	26,826,665

EXPENDITURE SUMMARY
2023-2024 GENERAL OPERATING BUDGET
UNIVERSITY OF NEBRASKA MEDICAL CENTER

SUBPROGRAM #/NAME 19 Eppley Research Institute

ACCOUNT	DESCRIPTION	UNRESTRICTED	DESIGNATED AND/OR RESTRICTED					TOTAL
		STATE AND UNIVERSITY GENERATED	CASH	REVOLVING	FEDERAL	AUXILIARIES AND SERVICES	TRUST	
511000 FACULTY								
	Professor	938,793	0	0	977,898	0	801,946	2,718,637
	Associate Professor	191,248	0	0	129,448	0	23,700	344,396
	Assistant Professor	76,081	0	0	266,884	0	112,416	455,381
	Instructor	0	0	0	227,982	28,582	329,191	585,755
	Other	632,710	0	0	73,820	0	0	706,530
	SUBTOTAL FACULTY	1,838,832	0	0	1,676,032	28,582	1,267,253	4,810,699
512100	Other Administrators	5,000	0	0	118,766	0	249,258	373,024
512000	Chairpersons	5,000	0	0	0	0	0	5,000
513000	Managerial/Professional	683,178	0	0	1,140,046	31,584	408,706	2,263,514
514000	Clerical/Technical/Service	436,838	0	0	111,345	0	8,934	557,117
515000	Other Academic	0	0	0	251,353	0	102,682	354,035
	SUBTOTAL NONFACULTY	1,130,016	0	0	1,621,510	31,584	769,580	3,552,690
	SUBTOTAL SALARIES & WAGES	2,968,848	0	0	3,297,542	60,166	2,036,833	8,363,389
519100	Retirement Contribution	199,119	0	0	102,223	2,707	81,473	385,522
519200	FICA Contribution	183,298	0	0	151,686	3,310	103,877	442,171
519300	Health Insurance Contribution	557,442	0	0	468,253	10,289	338,116	1,374,100
519400	Life Insurance Contribution	8,730	0	0	3,295	60	2,035	14,120
519800	Workers Compensation	0	0	0	13,083	238	8,082	21,403
	SUBTOTAL BENEFITS	948,589	0	0	738,540	16,604	533,583	2,237,316
	TOTAL PERSONAL SERVICES	3,917,437	0	0	4,036,082	76,770	2,570,416	10,600,705
521000	Operating Expense	125,867	0	0	0	0	0	125,867
530000	Supplies & Materials	52,000	0	0	0	0	0	52,000
540000	Travel	5,201	0	0	0	0	0	5,201
	TOTAL NET OPERATING EXPENSES	183,068	0	0	0	0	0	183,068
	SUB PROGRAM TOTAL	4,100,505	0	0	4,036,082	76,770	2,570,416	10,783,773

EXPENDITURE SUMMARY
2023-2024 GENERAL OPERATING BUDGET
UNIVERSITY OF NEBRASKA MEDICAL CENTER

SUBPROGRAM #/NAME 20 College of Pharmacy

ACCOUNT	DESCRIPTION	UNRESTRICTED STATE AND UNIVERSITY GENERATED	DESIGNATED AND/OR RESTRICTED				TOTAL	
			CASH	REVOLVING	FEDERAL	AUXILIARIES AND SERVICES		TRUST
511000 FACULTY								
	Professor	2,893,469	0	0	912,241	0	287,889	4,093,599
	Associate Professor	1,126,080	0	0	300,098	0	113,923	1,540,101
	Assistant Professor	899,084	0	0	463,022	1,051	54,613	1,417,770
	Instructor	6,000	0	0	113,517	84,705	0	204,222
	Other	-146,214	0	0	11,222	0	0	-134,992
	SUBTOTAL FACULTY	4,778,419	0	0	1,800,100	85,756	456,425	7,120,700
512100	Other Administrators	542,987	0	0	0	0	0	542,987
512000	Chairpersons	151,712	0	0	0	0	0	151,712
513000	Managerial/Professional	262,593	0	0	185,155	115,326	240,454	803,528
514000	Clerical/Technical/Service	319,250	0	0	65,703	88,163	0	473,116
515000	Other Academic	100,000	0	0	666,950	48,900	233,407	1,049,257
	SUBTOTAL NONFACULTY	1,376,542	0	0	917,808	252,389	473,861	3,020,600
	SUBTOTAL SALARIES & WAGES	6,154,961	0	0	2,717,908	338,145	930,286	10,141,300
519100	Retirement Contribution	393,479	0	0	84,254	15,217	37,210	530,160
519200	FICA Contribution	330,703	0	0	125,022	18,598	47,446	521,769
519300	Health Insurance Contribution	1,007,285	0	0	385,941	57,823	154,425	1,605,474
519400	Life Insurance Contribution	15,664	0	0	2,719	339	931	19,653
519800	Workers Compensation	0	0	0	10,788	1,342	3,691	15,821
	SUBTOTAL BENEFITS	1,747,131	0	0	608,724	93,319	243,703	2,692,877
	TOTAL PERSONAL SERVICES	7,902,092	0	0	3,326,632	431,464	1,173,989	12,834,177
521000	Operating Expense	39,510	0	0	0	0	0	39,510
530000	Supplies & Materials	62,553	0	0	0	0	0	62,553
	TOTAL NET OPERATING EXPENSES	102,063	0	0	0	0	0	102,063
	SUB PROGRAM TOTAL	8,004,155	0	0	3,326,632	431,464	1,173,989	12,936,240

EXPENDITURE SUMMARY
2023-2024 GENERAL OPERATING BUDGET
UNIVERSITY OF NEBRASKA MEDICAL CENTER

SUBPROGRAM #/NAME 22 Other Instruction or Research

ACCOUNT	DESCRIPTION	UNRESTRICTED	DESIGNATED AND/OR RESTRICTED					TOTAL
		STATE AND UNIVERSITY GENERATED	CASH	REVOLVING	FEDERAL	AUXILIARIES AND SERVICES	TRUST	
Other		2,100,149	0	0	0	0	0	2,100,149
	SUBTOTAL FACULTY	2,100,149	0	0	0	0	0	2,100,149
512100	Other Administrators	513,241	0	0	0	0	0	513,241
513000	Managerial/Professional	702,962	0	0	0	98,645	0	801,607
514000	Clerical/Technical/Service	122,095	0	0	0	0	0	122,095
517000	Supplemental Salaries & Wages	82,165	0	0	0	0	0	82,165
	SUBTOTAL NONFACULTY	1,420,463	0	0	0	98,645	0	1,519,108
	SUBTOTAL SALARIES & WAGES	3,520,612	0	0	0	98,645	0	3,619,257
519100	Retirement Contribution	184,492	0	0	0	4,439	0	188,931
519200	FICA Contribution	171,803	0	0	0	5,425	0	177,228
519300	Health Insurance Contribution	402,802	0	0	0	16,868	0	419,670
519400	Life Insurance Contribution	7,144	0	0	0	99	0	7,243
519800	Workers Compensation	0	0	0	0	391	0	391
	SUBTOTAL BENEFITS	766,241	0	0	0	27,222	0	793,463
	TOTAL PERSONAL SERVICES	4,286,853	0	0	0	125,867	0	4,412,720
521000	Operating Expense	78,063	38,500,000	0	0	0	0	38,578,063
530000	Supplies & Materials	14,122	0	0	0	0	0	14,122
540000	Travel	61,937	0	0	0	0	0	61,937
550000	Capital Outlay	2,055	0	0	0	0	0	2,055
	TOTAL NET OPERATING EXPENSES	156,177	38,500,000	0	0	0	0	38,656,177
	SUB PROGRAM TOTAL	4,443,030	38,500,000	0	0	125,867	0	43,068,897

EXPENDITURE SUMMARY
2023-2024 GENERAL OPERATING BUDGET
UNIVERSITY OF NEBRASKA MEDICAL CENTER

SUBPROGRAM #/NAME 24 International Programs

ACCOUNT	DESCRIPTION	UNRESTRICTED	DESIGNATED AND/OR RESTRICTED					TOTAL
		STATE AND UNIVERSITY GENERATED	CASH	REVOLVING	FEDERAL	AUXILIARIES AND SERVICES	TRUST	
512100	Other Administrators	0	0	0	0	18,336	0	18,336
513000	Managerial/Professional	0	0	0	0	281,635	0	281,635
	SUBTOTAL NONFACULTY	0	0	0	0	299,971	0	299,971
	SUBTOTAL SALARIES & WAGES	0	0	0	0	299,971	0	299,971
519100	Retirement Contribution	0	0	0	0	13,498	0	13,498
519200	FICA Contribution	0	0	0	0	16,499	0	16,499
519300	Health Insurance Contribution	0	0	0	0	51,295	0	51,295
519400	Life Insurance Contribution	0	0	0	0	300	0	300
519800	Workers Compensation	0	0	0	0	1,190	0	1,190
	SUBTOTAL BENEFITS	0	0	0	0	82,782	0	82,782
	TOTAL PERSONAL SERVICES	0	0	0	0	382,753	0	382,753
521000	Operating Expense	0	0	0	0	5,000	0	5,000
530000	Supplies & Materials	0	0	0	0	5,000	0	5,000
540000	Travel	0	0	0	0	5,000	0	5,000
	TOTAL NET OPERATING EXPENSES	0	0	0	0	15,000	0	15,000
	SUB PROGRAM TOTAL	0	0	0	0	397,753	0	397,753

EXPENDITURE SUMMARY
2023-2024 GENERAL OPERATING BUDGET
UNIVERSITY OF NEBRASKA MEDICAL CENTER

SUBPROGRAM #/NAME 26 Continuing Studies and Public Services

ACCOUNT	DESCRIPTION	UNRESTRICTED	DESIGNATED AND/OR RESTRICTED				TOTAL	
		STATE AND UNIVERSITY GENERATED	CASH	REVOLVING	FEDERAL	AUXILIARIES AND SERVICES		TRUST
	Associate Professor	0	0	5,545	0	0	0	5,545
	Assistant Professor	0	0	16,377	0	0	0	16,377
	SUBTOTAL FACULTY	0	0	21,922	0	0	0	21,922
512100	Other Administrators	0	0	3,000	0	0	0	3,000
513000	Managerial/Professional	0	0	1,128,726	0	0	0	1,128,726
514000	Clerical/Technical/Service	0	0	426,596	0	0	0	426,596
	SUBTOTAL NONFACULTY	0	0	1,558,322	0	0	0	1,558,322
	SUBTOTAL SALARIES & WAGES	0	0	1,580,244	0	0	0	1,580,244
519100	Retirement Contribution	0	0	88,494	0	0	0	88,494
519200	FICA Contribution	0	0	109,036	0	0	0	109,036
519300	Health Insurance Contribution	0	0	346,073	0	0	0	346,073
519400	Life Insurance Contribution	0	0	1,581	0	0	0	1,581
519800	Workers Compensation	0	0	6,270	0	0	0	6,270
	SUBTOTAL BENEFITS	0	0	551,454	0	0	0	551,454
	TOTAL PERSONAL SERVICES	0	0	2,131,698	0	0	0	2,131,698
521000	Operating Expense	0	0	2,426,902	0	0	0	2,426,902
530000	Supplies & Materials	0	0	383,500	0	0	0	383,500
540000	Travel	0	0	57,900	0	0	0	57,900
	TOTAL NET OPERATING EXPENSES	0	0	2,868,302	0	0	0	2,868,302
	SUB PROGRAM TOTAL	0	0	5,000,000	0	0	0	5,000,000

EXPENDITURE SUMMARY
2023-2024 GENERAL OPERATING BUDGET
UNIVERSITY OF NEBRASKA MEDICAL CENTER

SUBPROGRAM #/NAME 29 Academic Computing Support

ACCOUNT	DESCRIPTION	UNRESTRICTED	DESIGNATED AND/OR RESTRICTED					TOTAL
		STATE AND UNIVERSITY GENERATED	CASH	REVOLVING	FEDERAL	AUXILIARIES AND SERVICES	TRUST	
	Assistant Professor	46,556	0	0	0	0	0	46,556
	SUBTOTAL FACULTY	46,556	0	0	0	0	0	46,556
512100	Other Administrators	81,532	0	0	0	0	0	81,532
513000	Managerial/Professional	2,612,856	0	0	0	1,077,457	0	3,690,313
514000	Clerical/Technical/Service	59,740	0	0	0	841,199	0	900,939
	SUBTOTAL NONFACULTY	2,754,128	0	0	0	1,918,656	0	4,672,784
	SUBTOTAL SALARIES & WAGES	2,800,684	0	0	0	1,918,656	0	4,719,340
519100	Retirement Contribution	183,987	0	0	0	86,339	0	270,326
519200	FICA Contribution	151,401	0	0	0	105,526	0	256,927
519300	Health Insurance Contribution	324,069	0	0	0	328,090	0	652,159
519400	Life Insurance Contribution	73,816	0	0	0	1,920	0	75,736
519800	Workers Compensation	0	0	0	0	7,613	0	7,613
	SUBTOTAL BENEFITS	733,273	0	0	0	529,488	0	1,262,761
	TOTAL PERSONAL SERVICES	3,533,957	0	0	0	2,448,144	0	5,982,101
521000	Operating Expense	362,291	0	0	0	4,082,600	0	4,444,891
530000	Supplies & Materials	178,253	0	0	0	53,000	0	231,253
570000	Cost of Goods Sold	0	0	0	0	743,000	0	743,000
	TOTAL NET OPERATING EXPENSES	540,544	0	0	0	4,878,600	0	5,419,144
	SUB PROGRAM TOTAL	4,074,501	0	0	0	7,326,744	0	11,401,245

EXPENDITURE SUMMARY
2023-2024 GENERAL OPERATING BUDGET
UNIVERSITY OF NEBRASKA MEDICAL CENTER

SUBPROGRAM #/NAME 32 Research Initiative

ACCOUNT	DESCRIPTION	UNRESTRICTED	DESIGNATED AND/OR RESTRICTED					TOTAL
		STATE AND UNIVERSITY GENERATED	CASH	REVOLVING	FEDERAL	AUXILIARIES AND SERVICES	TRUST	
511000	FACULTY							
	SUBTOTAL FACULTY	0	0	0	0	0	0	0
	SUBTOTAL NONFACULTY	0	0	0	0	0	0	0
	SUBTOTAL SALARIES & WAGES	0	0	0	0	0	0	0
	SUBTOTAL BENEFITS	0	0	0	0	0	0	0
	TOTAL PERSONAL SERVICES	0	0	0	0	0	0	0
	SUB PROGRAM TOTAL	0	0	0	0	0	0	0

EXPENDITURE SUMMARY
2023-2024 GENERAL OPERATING BUDGET
UNIVERSITY OF NEBRASKA MEDICAL CENTER

SUBPROGRAM #/NAME 33 Physical Plant Administration

ACCOUNT	DESCRIPTION	UNRESTRICTED	DESIGNATED AND/OR RESTRICTED					TOTAL
		STATE AND UNIVERSITY GENERATED	CASH	REVOLVING	FEDERAL	AUXILIARIES AND SERVICES	TRUST	
512100	Other Administrators	45,624	0	0	0	93,854	0	139,478
513000	Managerial/Professional	1,385,716	0	0	0	4,337,051	0	5,722,767
514000	Clerical/Technical/Service	4,440,192	0	0	0	4,985,945	0	9,426,137
516000	Student Wages	33,944	0	0	0	0	0	33,944
517000	Supplemental Salaries & Wages	34,281	0	0	0	0	0	34,281
	SUBTOTAL NONFACULTY	5,939,757	0	0	0	9,416,850	0	15,356,607
	SUBTOTAL SALARIES & WAGES	5,939,757	0	0	0	9,416,850	0	15,356,607
519100	Retirement Contribution	574,558	0	0	0	1,020,134	0	1,594,692
519200	FICA Contribution	488,347	0	0	0	1,107,865	0	1,596,212
519300	Health Insurance Contribution	1,170,073	0	0	0	2,125,530	0	3,295,603
519400	Life Insurance Contribution	149,729	0	0	0	634,127	0	783,856
519800	Workers Compensation	0	0	0	0	37,288	0	37,288
	SUBTOTAL BENEFITS	2,382,707	0	0	0	4,924,944	0	7,307,651
	TOTAL PERSONAL SERVICES	8,322,464	0	0	0	14,341,794	0	22,664,258
521000	Operating Expense	549,137	0	0	0	3,807,462	0	4,356,599
529000	Utilities	11,744,942	0	0	0	0	0	11,744,942
530000	Supplies & Materials	175,783	0	0	0	291,728	0	467,511
540000	Travel	10,568	0	0	0	37,472	0	48,040
550000	Capital Outlay	16,000	0	0	0	10,000	0	26,000
	TOTAL NET OPERATING EXPENSES	12,496,430	0	0	0	4,146,662	0	16,643,092
	SUB PROGRAM TOTAL	20,818,894	0	0	0	18,488,456	0	39,307,350

EXPENDITURE SUMMARY
2023-2024 GENERAL OPERATING BUDGET
UNIVERSITY OF NEBRASKA MEDICAL CENTER

SUBPROGRAM #/NAME 41 Executive Administration

ACCOUNT	DESCRIPTION	UNRESTRICTED	DESIGNATED AND/OR RESTRICTED					TOTAL
		STATE AND UNIVERSITY GENERATED	CASH	REVOLVING	FEDERAL	AUXILIARIES AND SERVICES	TRUST	
512100	Other Administrators	1,161,057	0	0	0	0	6,556	1,167,613
513000	Managerial/Professional	250,811	0	0	0	0	0	250,811
514000	Clerical/Technical/Service	113,530	0	0	0	0	0	113,530
	SUBTOTAL NONFACULTY	1,525,398	0	0	0	0	6,556	1,531,954
	SUBTOTAL SALARIES & WAGES	1,525,398	0	0	0	0	6,556	1,531,954
519100	Retirement Contribution	114,142	0	0	0	0	262	114,404
519200	FICA Contribution	96,092	0	0	0	0	334	96,426
519300	Health Insurance Contribution	294,123	0	0	0	0	1,088	295,211
519400	Life Insurance Contribution	4,576	0	0	0	0	7	4,583
519800	Workers Compensation	0	0	0	0	0	26	26
	SUBTOTAL BENEFITS	508,933	0	0	0	0	1,717	510,650
	TOTAL PERSONAL SERVICES	2,034,331	0	0	0	0	8,273	2,042,604
521000	Operating Expense	158,534	0	0	0	0	0	158,534
530000	Supplies & Materials	13,469	0	0	0	0	0	13,469
540000	Travel	11,314	0	0	0	0	0	11,314
	TOTAL NET OPERATING EXPENSES	183,317	0	0	0	0	0	183,317
	SUB PROGRAM TOTAL	2,217,648	0	0	0	0	8,273	2,225,921

EXPENDITURE SUMMARY
2023-2024 GENERAL OPERATING BUDGET
UNIVERSITY OF NEBRASKA MEDICAL CENTER

SUBPROGRAM #/NAME 42 Student Services

ACCOUNT	DESCRIPTION	UNRESTRICTED	DESIGNATED AND/OR RESTRICTED					TOTAL
		STATE AND UNIVERSITY GENERATED	CASH	REVOLVING	FEDERAL	AUXILIARIES AND SERVICES	TRUST	
511000	FACULTY							
	Professor	77,276	0	0	0	0	0	77,276
	Other	-41,318	0	0	0	0	0	-41,318
	SUBTOTAL FACULTY	35,958	0	0	0	0	0	35,958
512100	Other Administrators	8,000	0	0	0	0	0	8,000
513000	Managerial/Professional	729,997	0	0	0	753,360	4,888	1,488,245
514000	Clerical/Technical/Service	109,204	0	0	0	248,203	38,307	395,714
516000	Student Wages	2,060	0	0	0	0	0	2,060
	SUBTOTAL NONFACULTY	849,261	0	0	0	1,001,563	43,195	1,894,019
	SUBTOTAL SALARIES & WAGES	885,219	0	0	0	1,001,563	43,195	1,929,977
519100	Retirement Contribution	91,171	0	0	0	45,070	1,728	137,969
519200	FICA Contribution	78,678	0	0	0	55,088	2,203	135,969
519300	Health Insurance Contribution	240,868	0	0	0	171,268	7,171	419,307
519400	Life Insurance Contribution	3,744	0	0	0	1,001	43	4,788
519800	Workers Compensation	0	0	0	0	3,974	172	4,146
	SUBTOTAL BENEFITS	414,461	0	0	0	276,401	11,317	702,179
	TOTAL PERSONAL SERVICES	1,299,680	0	0	0	1,277,964	54,512	2,632,156
521000	Operating Expense	118,025	0	0	0	784,378	0	902,403
530000	Supplies & Materials	9,061	0	0	0	123,125	0	132,186
540000	Travel	9,266	0	0	0	1,500	0	10,766
560000	Government Aid	0	0	0	550,000	0	0	550,000
	TOTAL NET OPERATING EXPENSES	136,352	0	0	550,000	909,003	0	1,595,355
	SUB PROGRAM TOTAL	1,436,032	0	0	550,000	2,186,967	54,512	4,227,511

EXPENDITURE SUMMARY
2023-2024 GENERAL OPERATING BUDGET
UNIVERSITY OF NEBRASKA MEDICAL CENTER

SUBPROGRAM #/NAME 43 Business and Finance

ACCOUNT	DESCRIPTION	UNRESTRICTED STATE AND UNIVERSITY GENERATED	DESIGNATED AND/OR RESTRICTED				TRUST	TOTAL
			CASH	REVOLVING	FEDERAL	AUXILIARIES AND SERVICES		
511000	FACULTY							
	Professor	9,965	0	0	0	15,262	0	25,227
	Associate Professor	0	0	0	0	1,398	0	1,398
	Instructor	0	0	0	0	1,252	0	1,252
	Other	0	0	0	0	24,738	0	24,738
	SUBTOTAL FACULTY	9,965	0	0	0	42,650	0	52,615
512100	Other Administrators	1,184,008	0	0	0	159,957	0	1,343,965
512000	Chairpersons	0	0	0	0	39,907	0	39,907
513000	Managerial/Professional	6,945,457	264,982	0	190,788	835,658	20,255	8,257,140
514000	Clerical/Technical/Service	1,869,698	80,517	0	56,998	1,327,966	0	3,335,179
517000	Supplemental Salaries & Wages	1,519	0	0	0	0	0	1,519
	SUBTOTAL NONFACULTY	10,000,682	345,499	0	247,786	2,363,488	20,255	12,977,710
	SUBTOTAL SALARIES & WAGES	10,010,647	345,499	0	247,786	2,406,138	20,255	13,030,325
519100	Retirement Contribution	620,561	23,028	0	7,681	108,275	810	760,355
519200	FICA Contribution	556,890	22,320	0	11,398	132,338	1,033	723,979
519300	Health Insurance Contribution	1,611,907	64,833	0	35,185	411,450	3,362	2,126,737
519400	Life Insurance Contribution	23,551	355	0	248	2,406	20	26,580
519800	Workers Compensation	0	0	0	983	9,547	80	10,610
	SUBTOTAL BENEFITS	2,812,909	110,536	0	55,495	664,016	5,305	3,648,261
	TOTAL PERSONAL SERVICES	12,823,556	456,035	0	303,281	3,070,154	25,560	16,678,586
521000	Operating Expense	542,288	-1,350,297	0	0	1,190,008	0	381,999
529000	Utilities	0	0	0	0	105,500	0	105,500
530000	Supplies & Materials	464,782	3,090	0	0	396,715	0	864,587
540000	Travel	22,961	2,266	0	0	27,050	0	52,277
550000	Capital Outlay	4,258	0	0	0	18,000	0	22,258
570000	Cost of Goods Sold	0	0	0	0	2,860,256	0	2,860,256
	TOTAL NET OPERATING EXPENSES	1,034,289	-1,344,941	0	0	4,597,529	0	4,286,877
	SUB PROGRAM TOTAL	13,857,845	-888,906	0	303,281	7,667,683	25,560	20,965,463

EXPENDITURE SUMMARY
2023-2024 GENERAL OPERATING BUDGET
UNIVERSITY OF NEBRASKA MEDICAL CENTER

SUBPROGRAM #/NAME 44 General Expense

ACCOUNT	DESCRIPTION	UNRESTRICTED	DESIGNATED AND/OR RESTRICTED					TOTAL
		STATE AND UNIVERSITY GENERATED	CASH	REVOLVING	FEDERAL	AUXILIARIES AND SERVICES	TRUST	
512100	Other Administrators	191,515	0	0	0	0	0	191,515
513000	Managerial/Professional	710,463	0	0	0	362,296	132,056	1,204,815
514000	Clerical/Technical/Service	50,392	0	0	0	164,753	0	215,145
	SUBTOTAL NONFACULTY	952,370	0	0	0	527,049	132,056	1,611,475
	SUBTOTAL SALARIES & WAGES	952,370	0	0	0	527,049	132,056	1,611,475
519100	Retirement Contribution	98,708	0	0	0	23,718	5,282	127,708
519200	FICA Contribution	81,133	0	0	0	28,987	6,735	116,855
519300	Health Insurance Contribution	250,672	0	0	0	90,125	21,921	362,718
519400	Life Insurance Contribution	3,863	0	0	0	526	132	4,521
519800	Workers Compensation	555,439	0	0	0	2,091	524	558,054
	SUBTOTAL BENEFITS	989,815	0	0	0	145,447	34,594	1,169,856
	TOTAL PERSONAL SERVICES	1,942,185	0	0	0	672,496	166,650	2,781,331
521000	Operating Expense	1,739,839	0	0	0	251,565	0	1,991,404
530000	Supplies & Materials	5,000	0	0	0	59,350	0	64,350
540000	Travel	2,000	0	0	0	7,000	0	9,000
550000	Capital Outlay	530	0	0	0	0	0	530
	TOTAL NET OPERATING EXPENSES	1,747,369	0	0	0	317,915	0	2,065,284
	SUB PROGRAM TOTAL	3,689,554	0	0	0	990,411	166,650	4,846,615

EXPENDITURE SUMMARY
2023-2024 GENERAL OPERATING BUDGET
UNIVERSITY OF NEBRASKA MEDICAL CENTER

SUBPROGRAM #/NAME 51 College of Medicine

ACCOUNT	DESCRIPTION	UNRESTRICTED STATE AND UNIVERSITY GENERATED	DESIGNATED AND/OR RESTRICTED					TOTAL
			CASH	REVOLVING	FEDERAL	AUXILIARIES AND SERVICES	TRUST	
511000 FACULTY								
	Professor	3,273,545	0	0	1,852,974	6,520	1,608,862	6,741,901
	Associate Professor	1,725,838	0	0	572,796	0	112,592	2,411,226
	Assistant Professor	1,276,818	0	0	946,314	108,973	483,038	2,815,143
	Instructor	185,147	0	0	819,331	26,537	363,337	1,394,352
	Other	3,297,313	0	0	787,958	0	503,710	4,588,981
	SUBTOTAL FACULTY	9,758,661	0	0	4,979,373	142,030	3,071,539	17,951,603
512100	Other Administrators	1,319,695	0	0	0	27,100	163,000	1,509,795
512000	Chairpersons	1,954,832	0	0	131,503	0	114,541	2,200,876
513000	Managerial/Professional	2,025,761	0	0	1,212,528	180,433	897,294	4,316,016
514000	Clerical/Technical/Service	1,700,433	0	0	82,408	100,203	186,852	2,069,896
515000	Other Academic	11,633,105	0	0	1,035,530	105,473	472,766	13,246,874
	SUBTOTAL NONFACULTY	18,633,826	0	0	2,461,969	413,209	1,834,453	23,343,457
	SUBTOTAL SALARIES & WAGES	28,392,487	0	0	7,441,342	555,239	4,905,992	41,295,060
519100	Retirement Contribution	1,023,366	0	0	230,684	24,983	196,237	1,475,270
519200	FICA Contribution	1,610,544	0	0	342,306	30,540	250,204	2,233,594
519300	Health Insurance Contribution	4,486,097	0	0	1,056,674	94,946	814,396	6,452,113
519400	Life Insurance Contribution	41,709	0	0	7,444	557	4,906	54,616
519800	Workers Compensation	0	0	0	29,524	2,201	19,463	51,188
	SUBTOTAL BENEFITS	7,161,716	0	0	1,666,632	153,227	1,285,206	10,266,781
	TOTAL PERSONAL SERVICES	35,554,203	0	0	9,107,974	708,466	6,191,198	51,561,841
521000	Operating Expense	146,435	0	0	0	225,763	1,273,601	1,645,799
530000	Supplies & Materials	27,906	0	0	0	38,283	0	66,189
540000	Travel	0	0	0	0	13,558	0	13,558
	TOTAL NET OPERATING EXPENSES	174,341	0	0	0	277,604	1,273,601	1,725,546
	SUB PROGRAM TOTAL	35,728,544	0	0	9,107,974	986,070	7,464,799	53,287,387

EXPENDITURE SUMMARY
2023-2024 GENERAL OPERATING BUDGET
UNIVERSITY OF NEBRASKA MEDICAL CENTER

SUBPROGRAM #/NAME 52 College of Medicine

ACCOUNT	DESCRIPTION	UNRESTRICTED STATE AND UNIVERSITY GENERATED	DESIGNATED AND/OR RESTRICTED				TOTAL	
			CASH	REVOLVING	FEDERAL	AUXILIARIES AND SERVICES		TRUST
511000 FACULTY								
	Professor	2,257,652	0	0	1,615,990	0	1,014,143	4,887,785
	Associate Professor	2,548,209	0	0	532,408	12,671	1,229,625	4,322,913
	Assistant Professor	3,916,273	0	0	951,530	5,769	2,092,457	6,966,029
	Instructor	223,864	0	0	326,577	0	557,624	1,108,065
	Other	112,535	0	0	612,377	0	283,798	1,008,710
	SUBTOTAL FACULTY	9,058,533	0	0	4,038,882	18,440	5,177,647	18,293,502
512100	Other Administrators	55,493	0	0	12,611	0	36,300	104,404
512000	Chairpersons	144,508	0	0	8,385	0	50,000	202,893
513000	Managerial/Professional	2,432,387	0	0	2,885,620	1,660,541	5,369,368	12,347,916
514000	Clerical/Technical/Service	2,810,685	0	0	459,099	217,456	712,357	4,199,597
515000	Other Academic	0	0	0	745,678	0	543,132	1,288,810
	SUBTOTAL NONFACULTY	5,443,073	0	0	4,111,393	1,877,997	6,711,157	18,143,620
	SUBTOTAL SALARIES & WAGES	14,501,606	0	0	8,150,275	1,896,437	11,888,804	36,437,122
519100	Retirement Contribution	793,627	0	0	254,248	85,339	475,556	1,608,770
519200	FICA Contribution	735,283	0	0	377,277	104,303	606,332	1,823,195
519300	Health Insurance Contribution	2,223,326	0	0	1,164,628	324,290	1,973,550	5,685,794
519400	Life Insurance Contribution	35,014	0	0	8,204	1,897	11,893	57,008
519800	Workers Compensation	0	0	0	32,544	7,523	47,174	87,241
	SUBTOTAL BENEFITS	3,787,250	0	0	1,836,901	523,352	3,114,505	9,262,008
	TOTAL PERSONAL SERVICES	18,288,856	0	0	9,987,176	2,419,789	15,003,309	45,699,130
	SUB PROGRAM TOTAL	18,288,856	0	0	9,987,176	2,419,789	15,003,309	45,699,130

EXPENDITURE SUMMARY
2023-2024 GENERAL OPERATING BUDGET
UNIVERSITY OF NEBRASKA MEDICAL CENTER

SUBPROGRAM #/NAME 53 College of Medicine

ACCOUNT	DESCRIPTION	UNRESTRICTED	DESIGNATED AND/OR RESTRICTED					TOTAL
		STATE AND UNIVERSITY GENERATED	CASH	REVOLVING	FEDERAL	AUXILIARIES AND SERVICES	TRUST	
511000 FACULTY								
	Professor	2,332,390	0	0	1,219,941	62,451	2,016,294	5,631,076
	Associate Professor	2,443,582	0	0	448,849	33,955	3,087,703	6,014,089
	Assistant Professor	3,444,707	0	0	479,516	19,849	5,622,679	9,566,751
	Instructor	76,001	0	0	205,499	9,235	171,775	462,510
	Other	73,273	0	0	601,678	34,354	410,896	1,120,201
	SUBTOTAL FACULTY	8,369,953	0	0	2,955,483	159,844	11,309,347	22,794,627
512100	Other Administrators	43,810	0	0	0	0	0	43,810
512000	Chairpersons	516,687	0	0	25,116	0	16,727	558,530
513000	Managerial/Professional	2,172,654	0	0	1,874,854	936,941	5,823,589	10,808,038
514000	Clerical/Technical/Service	1,702,836	0	0	258,139	212,770	3,599,816	5,773,561
515000	Other Academic	0	0	0	616,524	0	248,912	865,436
	SUBTOTAL NONFACULTY	4,435,987	0	0	2,774,633	1,149,711	9,689,044	18,049,375
	SUBTOTAL SALARIES & WAGES	12,805,940	0	0	5,730,116	1,309,555	20,998,391	40,844,002
519100	Retirement Contribution	709,711	0	0	177,616	58,930	839,936	1,786,193
519200	FICA Contribution	600,643	0	0	263,562	72,024	1,070,917	2,007,146
519300	Health Insurance Contribution	1,862,223	0	0	813,600	223,934	3,485,730	6,385,487
519400	Life Insurance Contribution	28,603	0	0	5,730	1,311	20,997	56,641
519800	Workers Compensation	0	0	0	22,737	5,197	83,323	111,257
	SUBTOTAL BENEFITS	3,201,180	0	0	1,283,245	361,396	5,500,903	10,346,724
	TOTAL PERSONAL SERVICES	16,007,120	0	0	7,013,361	1,670,951	26,499,294	51,190,726
521000	Operating Expense	0	0	0	0	1,640,790	0	1,640,790
530000	Supplies & Materials	0	0	0	0	340,705	0	340,705
540000	Travel	0	0	0	0	53,467	0	53,467
550000	Capital Outlay	0	0	0	0	35,983	0	35,983
	TOTAL NET OPERATING EXPENSES	0	0	0	0	2,070,945	0	2,070,945
	SUB PROGRAM TOTAL	16,007,120	0	0	7,013,361	3,741,896	26,499,294	53,261,671

EXPENDITURE SUMMARY
2023-2024 GENERAL OPERATING BUDGET
UNIVERSITY OF NEBRASKA MEDICAL CENTER

SUBPROGRAM #/NAME 54 College of Public Health

ACCOUNT	DESCRIPTION	UNRESTRICTED	DESIGNATED AND/OR RESTRICTED					TOTAL
		STATE AND UNIVERSITY GENERATED	CASH	REVOLVING	FEDERAL	AUXILIARIES AND SERVICES	TRUST	
511000 FACULTY								
	Professor	1,837,750	0	0	228,874	126,614	827,795	3,021,033
	Associate Professor	2,074,628	0	0	481,099	31,406	1,179,516	3,766,649
	Assistant Professor	1,884,910	0	0	185,092	105,549	1,196,422	3,371,973
	Instructor	209,686	0	0	0	11,916	152,439	374,041
	Other	46,000	0	0	61,921	0	93,355	201,276
	SUBTOTAL FACULTY	6,052,974	0	0	956,986	275,485	3,449,527	10,734,972
512100	Other Administrators	719,426	0	0	6,330	0	63,076	788,832
512000	Chairpersons	250,000	0	0	0	0	40,000	290,000
513000	Managerial/Professional	1,420,994	0	0	368,701	574,676	2,759,900	5,124,271
514000	Clerical/Technical/Service	526,308	0	0	0	123,966	299,501	949,775
515000	Other Academic	24,000	0	0	27,211	0	165,742	216,953
	SUBTOTAL NONFACULTY	2,940,728	0	0	402,242	698,642	3,328,219	7,369,831
	SUBTOTAL SALARIES & WAGES	8,993,702	0	0	1,359,228	974,127	6,777,746	18,104,803
519100	Retirement Contribution	511,065	0	0	42,138	43,837	271,110	868,150
519200	FICA Contribution	471,110	0	0	62,526	53,576	345,666	932,878
519300	Health Insurance Contribution	1,393,461	0	0	193,011	166,574	1,125,104	2,878,150
519400	Life Insurance Contribution	22,434	0	0	1,360	975	6,778	31,547
519800	Workers Compensation	0	0	0	5,392	3,864	26,895	36,151
	SUBTOTAL BENEFITS	2,398,070	0	0	304,427	268,826	1,775,553	4,746,876
	TOTAL PERSONAL SERVICES	11,391,772	0	0	1,663,655	1,242,953	8,553,299	22,851,679
521000	Operating Expense	21,652	0	0	0	165,279	0	186,931
530000	Supplies & Materials	7,000	0	0	0	0	0	7,000
540000	Travel	6,000	0	0	0	0	0	6,000
	TOTAL NET OPERATING EXPENSES	34,652	0	0	0	165,279	0	199,931
	SUB PROGRAM TOTAL	11,426,424	0	0	1,663,655	1,408,232	8,553,299	23,051,610

EXPENDITURE SUMMARY
2023-2024 GENERAL OPERATING BUDGET
UNIVERSITY OF NEBRASKA MEDICAL CENTER

SUBPROGRAM #/NAME 55 Munroe-Meyer Institute

ACCOUNT	DESCRIPTION	UNRESTRICTED	DESIGNATED AND/OR RESTRICTED					TOTAL
		STATE AND UNIVERSITY GENERATED	CASH	REVOLVING	FEDERAL	AUXILIARIES AND SERVICES	TRUST	
511000	FACULTY							
	Professor	0	201,346	0	283,913	44,147	302,670	832,076
	Associate Professor	0	254,351	0	95,061	73,518	300,740	723,670
	Assistant Professor	0	1,170,447	0	316,914	688,607	1,131,107	3,307,075
	Other	0	147,094	0	68,400	75,280	115,907	406,681
	SUBTOTAL FACULTY	0	1,773,238	0	764,288	881,552	1,850,424	5,269,502
512100	Other Administrators	0	302,320	0	18,000	10,000	53,133	383,453
512000	Chairpersons	0	19,000	0	0	11,000	0	30,000
513000	Managerial/Professional	0	3,195,656	0	654,174	3,297,649	4,656,481	11,803,960
514000	Clerical/Technical/Service	0	3,428,713	0	143,630	738,728	765,143	5,076,214
515000	Other Academic	0	112,968	0	58,500	0	57,403	228,871
	SUBTOTAL NONFACULTY	0	7,058,657	0	874,304	4,057,377	5,532,160	17,522,498
	SUBTOTAL SALARIES & WAGES	0	8,831,895	0	1,638,592	4,938,929	7,382,584	22,792,000
519100	Retirement Contribution	0	574,074	0	50,798	222,255	295,298	1,142,425
519200	FICA Contribution	0	556,411	0	75,374	271,646	376,509	1,279,940
519300	Health Insurance Contribution	0	1,616,238	0	232,680	844,557	1,225,509	3,918,984
519400	Life Insurance Contribution	0	8,833	0	1,640	4,941	7,380	22,794
519800	Workers Compensation	0	0	0	6,501	19,600	29,290	55,391
	SUBTOTAL BENEFITS	0	2,755,556	0	366,993	1,362,999	1,933,986	6,419,534
	TOTAL PERSONAL SERVICES	0	11,587,451	0	2,005,585	6,301,928	9,316,570	29,211,534
521000	Operating Expense	0	2,212,549	0	0	410,529	0	2,623,078
	TOTAL NET OPERATING EXPENSES	0	2,212,549	0	0	410,529	0	2,623,078
	SUB PROGRAM TOTAL	0	13,800,000	0	2,005,585	6,712,457	9,316,570	31,834,612

EXPENDITURE SUMMARY
2023-2024 GENERAL OPERATING BUDGET
UNIVERSITY OF NEBRASKA MEDICAL CENTER

SUBPROGRAM #/NAME 56 Dental Clinic

ACCOUNT	DESCRIPTION	UNRESTRICTED	DESIGNATED AND/OR RESTRICTED					TOTAL
		STATE AND UNIVERSITY GENERATED	CASH	REVOLVING	FEDERAL	AUXILIARIES AND SERVICES	TRUST	
511000	FACULTY							
	Associate Professor	0	104,122	0	0	0	0	104,122
	Assistant Professor	0	38,101	0	0	0	0	38,101
	Instructor	0	445,932	0	0	0	0	445,932
	SUBTOTAL FACULTY	0	588,155	0	0	0	0	588,155
512100	Other Administrators	0	25,000	0	0	5,000	0	30,000
513000	Managerial/Professional	0	721,008	0	0	0	0	721,008
514000	Clerical/Technical/Service	0	3,281,187	0	0	24,749	0	3,305,936
515000	Other Academic	0	51,000	0	0	0	0	51,000
	SUBTOTAL NONFACULTY	0	4,078,195	0	0	29,749	0	4,107,944
	SUBTOTAL SALARIES & WAGES	0	4,666,350	0	0	29,749	0	4,696,099
519100	Retirement Contribution	0	455,501	0	0	1,339	0	456,840
519200	FICA Contribution	0	446,495	0	0	1,636	0	448,131
519300	Health Insurance Contribution	0	986,925	0	0	5,087	0	992,012
519400	Life Insurance Contribution	0	167,273	0	0	30	0	167,303
519800	Workers Compensation	0	0	0	0	118	0	118
	SUBTOTAL BENEFITS	0	2,056,194	0	0	8,210	0	2,064,404
	TOTAL PERSONAL SERVICES	0	6,722,544	0	0	37,959	0	6,760,503
521000	Operating Expense	0	2,668,119	0	0	0	0	2,668,119
530000	Supplies & Materials	0	1,410,852	0	0	0	0	1,410,852
550000	Capital Outlay	0	198,485	0	0	0	0	198,485
	TOTAL NET OPERATING EXPENSES	0	4,277,456	0	0	0	0	4,277,456
	SUB PROGRAM TOTAL	0	11,000,000	0	0	37,959	0	11,037,959

EXPENDITURE SUMMARY
2023-2024 GENERAL OPERATING BUDGET
UNIVERSITY OF NEBRASKA MEDICAL CENTER

SUBPROGRAM #/NAME 71 UNMC/Eppley Center Cancer Research & Care

ACCOUNT	DESCRIPTION	UNRESTRICTED	DESIGNATED AND/OR RESTRICTED					TOTAL
		STATE AND UNIVERSITY GENERATED	CASH	REVOLVING	FEDERAL	AUXILIARIES AND SERVICES	TRUST	
511000	FACULTY							
	Professor	115,692	0	0	0	0	172,019	287,711
	Assistant Professor	0	0	0	0	0	76,151	76,151
	SUBTOTAL FACULTY	115,692	0	0	0	0	248,170	363,862
512100	Other Administrators	144,600	0	0	0	0	20,300	164,900
513000	Managerial/Professional	182,947	0	0	0	0	1,297,634	1,480,581
514000	Clerical/Technical/Service	10,920	0	0	0	0	198,457	209,377
515000	Other Academic	0	0	0	0	0	46,207	46,207
	SUBTOTAL NONFACULTY	338,467	0	0	0	0	1,562,598	1,901,065
	SUBTOTAL SALARIES & WAGES	454,159	0	0	0	0	1,810,768	2,264,927
519100	Retirement Contribution	0	0	0	0	0	72,432	72,432
519200	FICA Contribution	0	0	0	0	0	92,350	92,350
519300	Health Insurance Contribution	0	0	0	0	0	300,587	300,587
519400	Life Insurance Contribution	0	0	0	0	0	1,813	1,813
519800	Workers Compensation	0	0	0	0	0	7,186	7,186
	SUBTOTAL BENEFITS	0	0	0	0	0	474,368	474,368
	TOTAL PERSONAL SERVICES	454,159	0	0	0	0	2,285,136	2,739,295
	SUB PROGRAM TOTAL	454,159	0	0	0	0	2,285,136	2,739,295

EXPENDITURE SUMMARY
2023-2024 GENERAL OPERATING BUDGET
UNIVERSITY OF NEBRASKA MEDICAL CENTER

SUBPROGRAM #/NAME 72 CHRI

ACCOUNT	DESCRIPTION	UNRESTRICTED	DESIGNATED AND/OR RESTRICTED					TOTAL
		STATE AND UNIVERSITY GENERATED	CASH	REVOLVING	FEDERAL	AUXILIARIES AND SERVICES	TRUST	
511000	FACULTY							
	Professor	38,000	0	0	0	0	6,093	44,093
	Associate Professor	39,577	0	0	0	0	0	39,577
	Assistant Professor	287,561	0	0	0	122,320	178,661	588,542
	Instructor	104,221	0	0	0	0	189,418	293,639
	Other	44,511	0	0	0	0	69,526	114,037
	SUBTOTAL FACULTY	513,870	0	0	0	122,320	443,698	1,079,888
513000	Managerial/Professional	356,708	0	0	0	1,270,642	743,936	2,371,286
514000	Clerical/Technical/Service	15,900	0	0	0	78,819	100,536	195,255
515000	Other Academic	228,970	0	0	0	0	135,706	364,676
	SUBTOTAL NONFACULTY	601,578	0	0	0	1,349,461	980,178	2,931,217
	SUBTOTAL SALARIES & WAGES	1,115,448	0	0	0	1,471,781	1,423,876	4,011,105
519100	Retirement Contribution	42,806	0	0	0	66,230	56,954	165,990
519200	FICA Contribution	41,486	0	0	0	80,948	72,618	195,052
519300	Health Insurance Contribution	120,509	0	0	0	251,674	236,364	608,547
519400	Life Insurance Contribution	1,976	0	0	0	1,472	1,425	4,873
519800	Workers Compensation	0	0	0	0	5,839	5,650	11,489
	SUBTOTAL BENEFITS	206,777	0	0	0	406,163	373,011	985,951
	TOTAL PERSONAL SERVICES	1,322,225	0	0	0	1,877,944	1,796,887	4,997,056
521000	Operating Expense	351,794	0	0	0	0	0	351,794
550000	Capital Outlay	22,741	0	0	0	0	0	22,741
	TOTAL NET OPERATING EXPENSES	374,535	0	0	0	0	0	374,535
	SUB PROGRAM TOTAL	1,696,760	0	0	0	1,877,944	1,796,887	5,371,591

EXPENDITURE SUMMARY
2023-2024 GENERAL OPERATING BUDGET
UNIVERSITY OF NEBRASKA MEDICAL CENTER

SUBPROGRAM #/NAME 74 Anatomical Board

ACCOUNT	DESCRIPTION	UNRESTRICTED	DESIGNATED AND/OR RESTRICTED					TOTAL
		STATE AND UNIVERSITY GENERATED	CASH	REVOLVING	FEDERAL	AUXILIARIES AND SERVICES	TRUST	
513000	Managerial/Professional	0	0	0	0	0	120,187	120,187
	SUBTOTAL NONFACULTY	0	0	0	0	0	120,187	120,187
	SUBTOTAL SALARIES & WAGES	0	0	0	0	0	120,187	120,187
519100	Retirement Contribution	0	0	0	0	0	4,807	4,807
519200	FICA Contribution	0	0	0	0	0	6,130	6,130
519300	Health Insurance Contribution	0	0	0	0	0	19,951	19,951
519400	Life Insurance Contribution	0	0	0	0	0	120	120
519800	Workers Compensation	0	0	0	0	0	477	477
	SUBTOTAL BENEFITS	0	0	0	0	0	31,485	31,485
	TOTAL PERSONAL SERVICES	0	0	0	0	0	151,672	151,672
	SUB PROGRAM TOTAL	0	0	0	0	0	151,672	151,672

EXPENDITURE SUMMARY
2023-2024 GENERAL OPERATING BUDGET
UNIVERSITY OF NEBRASKA MEDICAL CENTER

SUBPROGRAM #/NAME 83 College of Medicine Clinical

ACCOUNT	DESCRIPTION	UNRESTRICTED	DESIGNATED AND/OR RESTRICTED					TOTAL
		STATE AND UNIVERSITY GENERATED	CASH	REVOLVING	FEDERAL	AUXILIARIES AND SERVICES	TRUST	
511000	FACULTY							
	Professor	0	0	0	0	0	5,314,116	5,314,116
	Associate Professor	0	0	0	0	0	6,862,373	6,862,373
	Assistant Professor	0	0	0	0	0	13,125,340	13,125,340
	Instructor	0	0	0	0	0	413,252	413,252
	Other	0	0	0	0	0	466,582	466,582
	SUBTOTAL FACULTY	0	0	0	0	0	26,181,663	26,181,663
512100	Other Administrators	0	0	0	0	0	152,039	152,039
512000	Chairpersons	0	0	0	0	0	331,672	331,672
513000	Managerial/Professional	0	0	0	0	0	4,247,754	4,247,754
514000	Clerical/Technical/Service	0	0	0	0	0	3,148,151	3,148,151
515000	Other Academic	0	0	0	0	0	105,214	105,214
	SUBTOTAL NONFACULTY	0	0	0	0	0	7,984,830	7,984,830
	SUBTOTAL SALARIES & WAGES	0	0	0	0	0	34,166,493	34,166,493
519100	Retirement Contribution	0	0	0	0	0	1,366,661	1,366,661
519200	FICA Contribution	0	0	0	0	0	1,742,491	1,742,491
519300	Health Insurance Contribution	0	0	0	0	0	5,671,638	5,671,638
519400	Life Insurance Contribution	0	0	0	0	0	34,169	34,169
519800	Workers Compensation	0	0	0	0	0	135,561	135,561
	SUBTOTAL BENEFITS	0	0	0	0	0	8,950,520	8,950,520
	TOTAL PERSONAL SERVICES	0	0	0	0	0	43,117,013	43,117,013
	SUB PROGRAM TOTAL	0	0	0	0	0	43,117,013	43,117,013

EXPENDITURE SUMMARY
2023-2024 GENERAL OPERATING BUDGET
UNIVERSITY OF NEBRASKA MEDICAL CENTER

SUBPROGRAM #/NAME 84 College of Medicine Clinical

ACCOUNT	DESCRIPTION	UNRESTRICTED	DESIGNATED AND/OR RESTRICTED					TOTAL
		STATE AND UNIVERSITY GENERATED	CASH	REVOLVING	FEDERAL	AUXILIARIES AND SERVICES	TRUST	
511000	FACULTY							
	Professor	0	0	0	0	0	3,836,407	3,836,407
	Associate Professor	0	0	0	0	0	4,069,766	4,069,766
	Assistant Professor	0	0	0	0	0	4,429,472	4,429,472
	Instructor	0	0	0	0	0	637,119	637,119
	Other	0	0	0	0	0	777,396	777,396
	SUBTOTAL FACULTY	0	0	0	0	0	13,750,160	13,750,160
512100	Other Administrators	0	0	0	0	0	188,594	188,594
512000	Chairpersons	0	0	0	0	0	601,935	601,935
513000	Managerial/Professional	0	0	0	0	0	1,187,049	1,187,049
514000	Clerical/Technical/Service	0	0	0	0	0	2,734,321	2,734,321
515000	Other Academic	0	0	0	0	0	55,768	55,768
	SUBTOTAL NONFACULTY	0	0	0	0	0	4,767,667	4,767,667
	SUBTOTAL SALARIES & WAGES	0	0	0	0	0	18,517,827	18,517,827
519100	Retirement Contribution	0	0	0	0	0	740,712	740,712
519200	FICA Contribution	0	0	0	0	0	944,408	944,408
519300	Health Insurance Contribution	0	0	0	0	0	3,073,962	3,073,962
519400	Life Insurance Contribution	0	0	0	0	0	18,517	18,517
519800	Workers Compensation	0	0	0	0	0	73,474	73,474
	SUBTOTAL BENEFITS	0	0	0	0	0	4,851,073	4,851,073
	TOTAL PERSONAL SERVICES	0	0	0	0	0	23,368,900	23,368,900
	SUB PROGRAM TOTAL	0	0	0	0	0	23,368,900	23,368,900

EXPENDITURE SUMMARY
2023-2024 GENERAL OPERATING BUDGET
UNIVERSITY OF NEBRASKA MEDICAL CENTER

SUBPROGRAM #/NAME 96 Stores/Services

ACCOUNT	DESCRIPTION	UNRESTRICTED	DESIGNATED AND/OR RESTRICTED					TOTAL
		STATE AND UNIVERSITY GENERATED	CASH	REVOLVING	FEDERAL	AUXILIARIES AND SERVICES	TRUST	
Instructor		0	0	0	0	11,158	0	11,158
	SUBTOTAL FACULTY	0	0	0	0	11,158	0	11,158
512100	Other Administrators	0	0	0	0	371,710	0	371,710
513000	Managerial/Professional	0	0	0	0	1,703,489	0	1,703,489
514000	Clerical/Technical/Service	0	0	0	0	597,639	0	597,639
	SUBTOTAL NONFACULTY	0	0	0	0	2,672,838	0	2,672,838
	SUBTOTAL SALARIES & WAGES	0	0	0	0	2,683,996	0	2,683,996
519100	Retirement Contribution	0	0	0	0	120,781	0	120,781
519200	FICA Contribution	0	0	0	0	147,620	0	147,620
519300	Health Insurance Contribution	0	0	0	0	458,964	0	458,964
519400	Life Insurance Contribution	0	0	0	0	2,685	0	2,685
519800	Workers Compensation	0	0	0	0	10,650	0	10,650
	SUBTOTAL BENEFITS	0	0	0	0	740,700	0	740,700
	TOTAL PERSONAL SERVICES	0	0	0	0	3,424,696	0	3,424,696
521000	Operating Expense	0	0	0	0	259,222	0	259,222
530000	Supplies & Materials	0	0	0	0	116,616	0	116,616
540000	Travel	0	0	0	0	1,478	0	1,478
550000	Capital Outlay	0	0	0	0	800	0	800
560000	Government Aid	0	0	0	0	382,956	0	382,956
570000	Cost of Goods Sold	0	0	0	0	298,404	0	298,404
	TOTAL NET OPERATING EXPENSES	0	0	0	0	1,059,476	0	1,059,476
	SUB PROGRAM TOTAL	0	0	0	0	4,484,172	0	4,484,172

EXPENDITURE SUMMARY
2023-2024 GENERAL OPERATING BUDGET
UNIVERSITY OF NEBRASKA MEDICAL CENTER

SUBPROGRAM #/NAME 97 Clearing Centers

ACCOUNT	DESCRIPTION	UNRESTRICTED	DESIGNATED AND/OR RESTRICTED					TOTAL
		STATE AND UNIVERSITY GENERATED	CASH	REVOLVING	FEDERAL	AUXILIARIES AND SERVICES	TRUST	
511000	FACULTY							
	Professor	0	0	0	0	8,861	0	8,861
	Assistant Professor	0	0	0	0	17,741	0	17,741
	SUBTOTAL FACULTY	0	0	0	0	26,602	0	26,602
	SUBTOTAL SALARIES & WAGES	0	0	0	0	26,602	0	26,602
519100	Retirement Contribution	0	0	0	0	1,197	0	1,197
519200	FICA Contribution	0	0	0	0	1,463	0	1,463
519300	Health Insurance Contribution	0	0	0	0	4,549	0	4,549
519400	Life Insurance Contribution	0	0	0	0	27	0	27
519800	Workers Compensation	0	0	0	0	105	0	105
	SUBTOTAL BENEFITS	0	0	0	0	7,341	0	7,341
	TOTAL PERSONAL SERVICES	0	0	0	0	33,943	0	33,943
521000	Operating Expense	0	0	0	0	61,924	0	61,924
	TOTAL NET OPERATING EXPENSES	0	0	0	0	61,924	0	61,924
	SUB PROGRAM TOTAL	0	0	0	0	95,867	0	95,867

EXPENDITURE SUMMARY
2023-2024 GENERAL OPERATING BUDGET
UNIVERSITY OF NEBRASKA MEDICAL CENTER

SUBPROGRAM #/NAME 98 Company Balance Sheets

ACCOUNT	DESCRIPTION	UNRESTRICTED	DESIGNATED AND/OR RESTRICTED				TOTAL	
		STATE AND UNIVERSITY GENERATED	CASH	REVOLVING	FEDERAL	AUXILIARIES AND SERVICES		TRUST
	Assistant Professor	0	0	0	0	46,959	0	46,959
	SUBTOTAL FACULTY	0	0	0	0	46,959	0	46,959
512100	Other Administrators	0	0	0	0	70,724	0	70,724
513000	Managerial/Professional	0	0	0	0	524,967	0	524,967
514000	Clerical/Technical/Service	0	0	0	0	210,964	0	210,964
515000	Other Academic	0	0	0	0	49,846	0	49,846
	SUBTOTAL NONFACULTY	0	0	0	0	856,501	0	856,501
	SUBTOTAL SALARIES & WAGES	0	0	0	0	903,460	0	903,460
519100	Retirement Contribution	0	0	0	0	40,655	0	40,655
519200	FICA Contribution	0	0	0	0	49,691	0	49,691
519300	Health Insurance Contribution	0	0	0	0	154,493	0	154,493
519400	Life Insurance Contribution	0	0	0	0	903	0	903
519800	Workers Compensation	0	0	0	0	3,584	0	3,584
	SUBTOTAL BENEFITS	0	0	0	0	249,326	0	249,326
	TOTAL PERSONAL SERVICES	0	0	0	0	1,152,786	0	1,152,786
521000	Operating Expense	0	0	0	187,901,291	47,642,399	155,559,184	391,102,874
570000	Cost of Goods Sold	0	0	0	0	1,000	0	1,000
	TOTAL NET OPERATING EXPENSES	0	0	0	187,901,291	47,643,399	155,559,184	391,103,874
	SUB PROGRAM TOTAL	0	0	0	187,901,291	48,796,185	155,559,184	392,256,660

EXPENDITURE SUMMARY
2023-2024 GENERAL OPERATING BUDGET
UNIVERSITY OF NEBRASKA AT OMAHA

CAMPUS TOTAL

ACCOUNT	DESCRIPTION	UNRESTRICTED	DESIGNATED AND/OR RESTRICTED					TOTAL
		STATE AND UNIVERSITY GENERATED	CASH	REVOLVING	FEDERAL	AUXILIARIES AND SERVICES	TRUST	
511000	FACULTY							
	Professor	14,238,843	0	30,958	0	0	25,000	14,294,801
	Associate Professor	14,306,326	0	62,188	0	0	0	14,368,514
	Assistant Professor	13,186,781	0	91,544	0	0	13,730	13,292,055
	Instructor	4,516,749	0	21,000	0	0	75,503	4,613,252
	Other	12,616,789	0	274,769	88,869	0	930,080	13,910,507
	SUBTOTAL FACULTY	58,865,488	0	480,459	88,869	0	1,044,313	60,479,129
512100	Other Administrators	8,631,883	0	135,994	258,224	3,398,603	652,850	13,077,554
512000	Chairpersons	4,588,640	0	81,138	235,507	0	0	4,905,285
513000	Managerial/Professional	25,086,386	0	7,347,741	2,075,260	632,096	1,986,927	37,128,410
514000	Clerical/Technical/Service	12,206,124	0	1,471,704	194,934	2,331,218	190,149	16,394,129
515000	Other Academic	3,341,144	0	90,931	0	59,705	0	3,491,780
516000	Student Wages	865,413	0	325,755	0	1,096,435	0	2,287,603
517000	Supplemental Salaries & Wages	347,809	0	151,386	0	456,937	0	956,132
	SUBTOTAL NONFACULTY	55,067,399	0	9,604,649	2,763,925	7,974,994	2,829,926	78,240,893
	SUBTOTAL SALARIES & WAGES	113,932,887	0	10,085,108	2,852,794	7,974,994	3,874,239	138,720,022
519100	Retirement Contribution	5,851,006	0	572,739	122,668	93,510	175,571	6,815,494
519200	FICA Contribution	6,526,133	0	687,290	139,786	242,692	202,877	7,798,778
519300	Health Insurance Contribution	14,504,868	0	1,713,197	433,626	669,025	565,720	17,886,436
519400	Life Insurance Contribution	112,534	0	19,726	2,851	8,328	3,909	147,348
519700	Unemployment Compensation	34,000	0	0	0	0	0	34,000
519800	Workers Compensation	328,584	0	48,325	0	76,430	0	453,339
	SUBTOTAL BENEFITS	27,357,125	0	3,041,277	698,931	1,089,985	948,077	33,135,395
	TOTAL PERSONAL SERVICES	141,290,012	0	13,126,385	3,551,725	9,064,979	4,822,316	171,855,417
521000	Operating Expense	9,358,156	320,436	10,445,376	15,926,206	31,748,689	8,995,528	76,794,391
529000	Utilities	5,981,557	0	0	0	650,000	0	6,631,557
530000	Supplies & Materials	5,183,768	5,479,564	14,918,692	1,816,800	1,537,221	4,011,690	32,947,735
540000	Travel	359,490	0	191,591	331,000	2,067,871	155,000	3,104,952
550000	Capital Outlay	655,545	0	442,000	148,000	0	130,000	1,375,545
560000	Government Aid	73,856	0	869,956	108,226,269	1,111,000	31,885,466	142,166,547
570000	Cost of Goods Sold	0	0	6,000	0	3,820,240	0	3,826,240
	TOTAL NET OPERATING EXPENSES	21,612,372	5,800,000	26,873,615	126,448,275	40,935,021	45,177,684	266,846,967
	CAMPUS TOTAL	162,902,384	5,800,000	40,000,000	130,000,000	50,000,000	50,000,000	438,702,384

REVENUE SUMMARY
2023-2024 GENERAL OPERATING BUDGET
UNIVERSITY OF NEBRASKA AT OMAHA

CAMPUS TOTAL

ACCOUNT	DESCRIPTION	UNRESTRICTED STATE AND UNIVERSITY GENERATED	DESIGNATED AND/OR RESTRICTED					TOTAL
			CASH	REVOLVING	FEDERAL	AUXILIARIES AND SERVICES	TRUST	
410000	State Appropriation	72,751,910	0	0	0	0	0	72,751,910
TOTAL STATE SUPPORT		72,751,910	0	0	0	0	0	72,751,910
460000	Restricted Revenue	0	0	0	130,000,000	0	0	130,000,000
TOTAL FEDERAL FUND		0	0	0	130,000,000	0	0	130,000,000
442100	Institutional Student Fee	0	0	5,419,145	0	0	0	5,419,145
442500	Student Transcript Fees	0	0	140,644	0	0	0	140,644
442810	Other Student Fees	0	0	31,532,819	0	8,282,743	0	39,815,562
450000	Sales and Services	0	0	2,770,132	0	47,600,390	0	50,370,522
459950	Sales & Services/Offset -	0	0	0	0	-6,594,149	0	-6,594,149
461000	Federal Grants & Contract	0	0	137,260	0	14,084	0	151,344
464000	Private Gifts & Contracts	0	0	0	0	696,932	0	696,932
TOTAL REVOLVING FUND		0	0	40,000,000	0	50,000,000	0	90,000,000
460000	Restricted Revenue	0	0	0	0	0	50,000,000	50,000,000
TOTAL TRUST FUND		0	0	0	0	0	50,000,000	50,000,000
441100	Undergraduate Resident	41,367,377	0	0	0	0	0	41,367,377
441110	Undergraduate Nonresident	11,480,347	0	0	0	0	0	11,480,347
441120	Undergraduate Audit	2,435	0	0	0	0	0	2,435
441200	Graduate Resident	5,668,060	0	0	0	0	0	5,668,060
441210	Graduate Nonresident	4,062,109	0	0	0	0	0	4,062,109
441300	Off-Campus Undergraduate	63,107,856	0	0	0	0	0	63,107,856
441320	Offutt Undergraduate	219,062	0	0	0	0	0	219,062
441995	Tuition Transfer Program	-5,989,912	0	0	0	0	0	-5,989,912
TOTAL GROSS TUITION		119,917,334	0	0	0	0	0	119,917,334
441001	Tuition Adjustments	-2,788,118	0	0	0	0	0	-2,788,118
441990	Tuition Remissions	-27,868,050	0	0	0	0	0	-27,868,050
441991	Tuition Remissions	1,651,972	0	0	0	0	0	1,651,972
TOTAL TUITION OFFSETS		-29,004,196	0	0	0	0	0	-29,004,196
SUBTOTAL NET TUITION (CASH)		90,913,138	0	0	0	0	0	90,913,138
442100	Institutional Student Fee	100,000	0	0	0	0	0	100,000
442310	Application Fees - Gradua	100,000	0	0	0	0	0	100,000
442800	Late Payment Fees	677,000	0	0	0	0	0	677,000
442810	Other Student Fees	120,000	0	0	0	0	0	120,000
SUBTOTAL STUDENT FEES		997,000	0	0	0	0	0	997,000
430000	Invest Loan/Endowment	650,000	0	0	0	0	0	650,000
461900	Indirect Costs-Federal	120,000	5,800,000	0	0	0	0	5,920,000
490000	Other Revenues	100,000	0	0	0	0	0	100,000
490200	Misc Other Income	20,430	0	0	0	0	0	20,430
833428	U-Wide Debt Svc & Admin S	-2,650,094	0	0	0	0	0	-2,650,094

7/26/23

11:43:52AM

REVENUE SUMMARY
2023-2024 GENERAL OPERATING BUDGET
UNIVERSITY OF NEBRASKA AT OMAHA

CAMPUS TOTAL

ACCOUNT	DESCRIPTION	UNRESTRICTED	DESIGNATED AND/OR RESTRICTED					TOTAL	
		STATE AND UNIVERSITY GENERATED	CASH	REVOLVING	FEDERAL	AUXILIARIES AND SERVICES	TRUST		
									7/26/23 11:43:52AM
	SUBTOTAL OTHER CASH	-1,759,664	5,800,000	0	0	0	0	5,037,336	
	TOTAL CASH FUND	90,150,474	5,800,000	0	0	0	0	95,950,474	
	TOTAL REVENUE	162,902,384	5,800,000	40,000,000	130,000,000	50,000,000	50,000,000	438,702,384	

EXPENDITURE SUMMARY
2023-2024 GENERAL OPERATING BUDGET
UNIVERSITY OF NEBRASKA AT OMAHA

SUBPROGRAM #/NAME 01 Academic Affairs

ACCOUNT	DESCRIPTION	UNRESTRICTED	DESIGNATED AND/OR RESTRICTED					TOTAL
		STATE AND UNIVERSITY GENERATED	CASH	REVOLVING	FEDERAL	AUXILIARIES AND SERVICES	TRUST	
511000	FACULTY							
	Professor	0	0	0	0	0	15,000	15,000
	Assistant Professor	13,000	0	0	0	0	0	13,000
	Instructor	0	0	0	0	0	48,987	48,987
	Other	0	0	0	0	0	634,139	634,139
	SUBTOTAL FACULTY	13,000	0	0	0	0	698,126	711,126
512100	Other Administrators	896,353	0	0	123,600	0	0	1,019,953
512000	Chairpersons	25,522	0	0	235,507	0	0	261,029
513000	Managerial/Professional	825,323	0	0	429,602	0	601,862	1,856,787
514000	Clerical/Technical/Service	272,854	0	0	0	0	44,720	317,574
	SUBTOTAL NONFACULTY	2,020,052	0	0	788,709	0	646,582	3,455,343
	SUBTOTAL SALARIES & WAGES	2,033,052	0	0	788,709	0	1,344,708	4,166,469
519100	Retirement Contribution	105,718	0	0	33,914	0	60,514	200,146
519200	FICA Contribution	117,917	0	0	38,647	0	69,924	226,488
519300	Health Insurance Contribution	256,367	0	0	119,884	0	194,984	571,235
519400	Life Insurance Contribution	2,033	0	0	789	0	1,347	4,169
	SUBTOTAL BENEFITS	482,035	0	0	193,234	0	326,769	1,002,038
	TOTAL PERSONAL SERVICES	2,515,087	0	0	981,943	0	1,671,477	5,168,507
521000	Operating Expense	-1,465,503	0	0	0	0	0	-1,465,503
530000	Supplies & Materials	19,153	0	0	0	0	0	19,153
540000	Travel	33,164	0	0	0	0	0	33,164
	TOTAL NET OPERATING EXPENSES	-1,413,186	0	0	0	0	0	-1,413,186
	SUB PROGRAM TOTAL	1,101,901	0	0	981,943	0	1,671,477	3,755,321

EXPENDITURE SUMMARY
2023-2024 GENERAL OPERATING BUDGET
UNIVERSITY OF NEBRASKA AT OMAHA

SUBPROGRAM #/NAME 03 College of Public Affairs and Community Services

ACCOUNT	DESCRIPTION	UNRESTRICTED	DESIGNATED AND/OR RESTRICTED					TOTAL
		STATE AND UNIVERSITY GENERATED	CASH	REVOLVING	FEDERAL	AUXILIARIES AND SERVICES	TRUST	
511000 FACULTY								
	Professor	2,147,140	0	0	0	0	0	2,147,140
	Associate Professor	1,466,284	0	0	0	0	0	1,466,284
	Assistant Professor	1,409,531	0	0	0	0	0	1,409,531
	Instructor	374,747	0	0	0	0	26,516	401,263
	Other	1,956,790	0	89,008	0	0	94,682	2,140,480
	SUBTOTAL FACULTY	7,354,492	0	89,008	0	0	121,198	7,564,698
512100	Other Administrators	404,412	0	0	0	0	0	404,412
512000	Chairpersons	737,011	0	0	0	0	0	737,011
513000	Managerial/Professional	1,435,242	0	303,371	140,110	0	365,129	2,243,852
514000	Clerical/Technical/Service	485,598	0	174,325	0	0	48,819	708,742
515000	Other Academic	570,066	0	0	0	0	0	570,066
516000	Student Wages	12,311	0	7,960	0	0	0	20,271
517000	Supplemental Salaries & Wages	15,219	0	0	0	0	0	15,219
	SUBTOTAL NONFACULTY	3,659,859	0	485,656	140,110	0	413,948	4,699,573
	SUBTOTAL SALARIES & WAGES	11,014,351	0	574,664	140,110	0	535,146	12,264,271
519100	Retirement Contribution	564,080	0	31,032	6,025	0	24,084	625,221
519200	FICA Contribution	629,167	0	36,374	6,865	0	27,829	700,235
519300	Health Insurance Contribution	1,367,892	0	104,074	21,297	0	77,597	1,570,860
519400	Life Insurance Contribution	10,849	0	558	140	0	538	12,085
519800	Workers Compensation	0	0	2,763	0	0	0	2,763
	SUBTOTAL BENEFITS	2,571,988	0	174,801	34,327	0	130,048	2,911,164
	TOTAL PERSONAL SERVICES	13,586,339	0	749,465	174,437	0	665,194	15,175,435
521000	Operating Expense	282,169	0	619,633	0	0	0	901,802
530000	Supplies & Materials	62,122	0	22,480	0	0	0	84,602
540000	Travel	56,618	0	122,566	0	0	0	179,184
560000	Government Aid	28,178	0	0	0	0	0	28,178
	TOTAL NET OPERATING EXPENSES	429,087	0	764,679	0	0	0	1,193,766
	SUB PROGRAM TOTAL	14,015,426	0	1,514,144	174,437	0	665,194	16,369,201

EXPENDITURE SUMMARY
2023-2024 GENERAL OPERATING BUDGET
UNIVERSITY OF NEBRASKA AT OMAHA

SUBPROGRAM #/NAME 05 College of Arts and Sciences

ACCOUNT	DESCRIPTION	UNRESTRICTED	DESIGNATED AND/OR RESTRICTED				TOTAL	
		STATE AND UNIVERSITY GENERATED	CASH	REVOLVING	FEDERAL	AUXILIARIES AND SERVICES		TRUST
511000 FACULTY								
	Professor	4,582,876	0	0	0	0	0	4,582,876
	Associate Professor	5,181,068	0	0	0	0	0	5,181,068
	Assistant Professor	3,077,779	0	0	0	0	0	3,077,779
	Instructor	1,222,260	0	0	0	0	0	1,222,260
	Other	3,067,555	0	55,029	0	0	37,000	3,159,584
	SUBTOTAL FACULTY	17,131,538	0	55,029	0	0	37,000	17,223,567
512100	Other Administrators	133,861	0	0	0	0	0	133,861
512000	Chairpersons	1,437,180	0	32,302	0	0	0	1,469,482
513000	Managerial/Professional	952,630	0	471,874	0	0	192,587	1,617,091
514000	Clerical/Technical/Service	858,337	0	119,104	0	0	37,514	1,014,955
515000	Other Academic	1,089,717	0	0	0	0	0	1,089,717
516000	Student Wages	188,441	0	87,297	0	0	0	275,738
517000	Supplemental Salaries & Wages	15,722	0	105,156	0	0	0	120,878
	SUBTOTAL NONFACULTY	4,675,888	0	815,733	0	0	230,101	5,721,722
	SUBTOTAL SALARIES & WAGES	21,807,426	0	870,762	0	0	267,101	22,945,289
519100	Retirement Contribution	1,112,760	0	38,753	0	0	12,019	1,163,532
519200	FICA Contribution	1,241,156	0	54,360	0	0	13,889	1,309,405
519300	Health Insurance Contribution	2,698,443	0	146,133	0	0	38,730	2,883,306
519400	Life Insurance Contribution	21,404	0	756	0	0	268	22,428
519800	Workers Compensation	0	0	4,183	0	0	0	4,183
	SUBTOTAL BENEFITS	5,073,763	0	244,185	0	0	64,906	5,382,854
	TOTAL PERSONAL SERVICES	26,881,189	0	1,114,947	0	0	332,007	28,328,143
521000	Operating Expense	467,188	0	321,492	0	0	0	788,680
530000	Supplies & Materials	1,057,608	0	565,632	0	0	0	1,623,240
540000	Travel	64,097	0	16,900	0	0	0	80,997
550000	Capital Outlay	3,930	0	0	0	0	0	3,930
560000	Government Aid	10,368	0	0	0	0	0	10,368
570000	Cost of Goods Sold	0	0	6,000	0	0	0	6,000
	TOTAL NET OPERATING EXPENSES	1,603,191	0	910,024	0	0	0	2,513,215
	SUB PROGRAM TOTAL	28,484,380	0	2,024,971	0	0	332,007	30,841,358

EXPENDITURE SUMMARY
2023-2024 GENERAL OPERATING BUDGET
UNIVERSITY OF NEBRASKA AT OMAHA

SUBPROGRAM #/NAME 06 College of Business Administration

ACCOUNT	DESCRIPTION	UNRESTRICTED	DESIGNATED AND/OR RESTRICTED					TOTAL
		STATE AND UNIVERSITY GENERATED	CASH	REVOLVING	FEDERAL	AUXILIARIES AND SERVICES	TRUST	
511000 FACULTY								
	Professor	2,213,004	0	0	0	0	10,000	2,223,004
	Associate Professor	2,428,064	0	0	0	0	0	2,428,064
	Assistant Professor	2,561,900	0	0	0	0	0	2,561,900
	Instructor	236,249	0	0	0	0	0	236,249
	Other	1,415,172	0	130,252	0	0	77,000	1,622,424
	SUBTOTAL FACULTY	8,854,389	0	130,252	0	0	87,000	9,071,641
512100	Other Administrators	749,214	0	0	90,858	0	0	840,072
512000	Chairpersons	790,775	0	0	0	0	0	790,775
513000	Managerial/Professional	1,907,633	0	695,123	936,460	0	0	3,539,216
514000	Clerical/Technical/Service	295,709	0	117,696	0	0	0	413,405
515000	Other Academic	71,523	0	14,928	0	0	0	86,451
516000	Student Wages	89,737	0	3,816	0	0	0	93,553
	SUBTOTAL NONFACULTY	3,904,591	0	831,563	1,027,318	0	0	5,763,472
	SUBTOTAL SALARIES & WAGES	12,758,980	0	961,815	1,027,318	0	87,000	14,835,113
519100	Retirement Contribution	651,039	0	51,946	44,174	0	3,915	751,074
519200	FICA Contribution	726,160	0	64,453	50,338	0	4,524	845,475
519300	Health Insurance Contribution	1,578,775	0	165,921	156,153	0	12,615	1,913,464
519400	Life Insurance Contribution	12,520	0	963	1,027	0	87	14,597
519800	Workers Compensation	0	0	4,626	0	0	0	4,626
	SUBTOTAL BENEFITS	2,968,494	0	287,909	251,692	0	21,141	3,529,236
	TOTAL PERSONAL SERVICES	15,727,474	0	1,249,724	1,279,010	0	108,141	18,364,349
521000	Operating Expense	185,026	0	1,158,801	0	0	0	1,343,827
530000	Supplies & Materials	102,447	0	144,473	0	0	0	246,920
540000	Travel	7,536	0	30,000	0	0	0	37,536
550000	Capital Outlay	11,239	0	12,000	0	0	0	23,239
560000	Government Aid	0	0	3,840	0	0	0	3,840
	TOTAL NET OPERATING EXPENSES	306,248	0	1,349,114	0	0	0	1,655,362
	SUB PROGRAM TOTAL	16,033,722	0	2,598,838	1,279,010	0	108,141	20,019,711

EXPENDITURE SUMMARY
2023-2024 GENERAL OPERATING BUDGET
UNIVERSITY OF NEBRASKA AT OMAHA

SUBPROGRAM #/NAME 07 College of Communication, Fine Arts and Media

ACCOUNT	DESCRIPTION	UNRESTRICTED	DESIGNATED AND/OR RESTRICTED					TOTAL
		STATE AND UNIVERSITY GENERATED	CASH	REVOLVING	FEDERAL	AUXILIARIES AND SERVICES	TRUST	
511000 FACULTY								
	Professor	1,518,918	0	0	0	0	0	1,518,918
	Associate Professor	1,086,478	0	0	0	0	0	1,086,478
	Assistant Professor	1,292,345	0	0	0	0	13,730	1,306,075
	Instructor	769,668	0	21,000	0	0	0	790,668
	Other	1,095,127	0	0	0	0	0	1,095,127
	SUBTOTAL FACULTY	5,762,536	0	21,000	0	0	13,730	5,797,266
512100	Other Administrators	443,089	0	0	0	0	0	443,089
512000	Chairpersons	463,356	0	0	0	0	0	463,356
513000	Managerial/Professional	859,294	0	329,197	0	0	97,810	1,286,301
514000	Clerical/Technical/Service	393,426	0	35,821	0	0	3,396	432,643
515000	Other Academic	223,896	0	0	0	0	0	223,896
516000	Student Wages	49,392	0	5,997	0	0	0	55,389
	SUBTOTAL NONFACULTY	2,432,453	0	371,015	0	0	101,206	2,904,674
	SUBTOTAL SALARIES & WAGES	8,194,989	0	392,015	0	0	114,936	8,701,940
519100	Retirement Contribution	418,325	0	20,845	0	0	5,255	444,425
519200	FICA Contribution	466,596	0	26,270	0	0	6,073	498,939
519300	Health Insurance Contribution	1,014,444	0	74,888	0	0	16,933	1,106,265
519400	Life Insurance Contribution	8,046	0	386	0	0	116	8,548
519800	Workers Compensation	0	0	1,885	0	0	0	1,885
	SUBTOTAL BENEFITS	1,907,411	0	124,274	0	0	28,377	2,060,062
	TOTAL PERSONAL SERVICES	10,102,400	0	516,289	0	0	143,313	10,762,002
521000	Operating Expense	303,493	0	317,644	0	18,784	87,125	727,046
530000	Supplies & Materials	351,182	0	233,119	0	0	20,500	604,801
540000	Travel	47,523	0	0	0	0	0	47,523
550000	Capital Outlay	15,000	0	0	0	0	0	15,000
560000	Government Aid	2,453	0	0	0	0	0	2,453
	TOTAL NET OPERATING EXPENSES	719,651	0	550,763	0	18,784	107,625	1,396,823
	SUB PROGRAM TOTAL	10,822,051	0	1,067,052	0	18,784	250,938	12,158,825

EXPENDITURE SUMMARY
2023-2024 GENERAL OPERATING BUDGET
UNIVERSITY OF NEBRASKA AT OMAHA

SUBPROGRAM #/NAME 08 College of Information Science and Technology

ACCOUNT	DESCRIPTION	UNRESTRICTED	DESIGNATED AND/OR RESTRICTED					TOTAL
		STATE AND UNIVERSITY GENERATED	CASH	REVOLVING	FEDERAL	AUXILIARIES AND SERVICES	TRUST	
511000	FACULTY							
	Professor	2,538,731	0	0	0	0	0	2,538,731
	Associate Professor	1,457,420	0	0	0	0	0	1,457,420
	Assistant Professor	1,881,990	0	0	0	0	0	1,881,990
	Instructor	678,449	0	0	0	0	0	678,449
	Other	729,304	0	0	0	0	37,000	766,304
	SUBTOTAL FACULTY	7,285,894	0	0	0	0	37,000	7,322,894
512100	Other Administrators	738,043	0	54,000	0	0	42,500	834,543
512000	Chairpersons	289,269	0	0	0	0	0	289,269
513000	Managerial/Professional	640,048	0	338,913	0	0	51,765	1,030,726
514000	Clerical/Technical/Service	48,215	0	0	0	0	0	48,215
515000	Other Academic	291,348	0	0	0	0	0	291,348
516000	Student Wages	71,244	0	0	0	0	0	71,244
	SUBTOTAL NONFACULTY	2,078,167	0	392,913	0	0	94,265	2,565,345
	SUBTOTAL SALARIES & WAGES	9,364,061	0	392,913	0	0	131,265	9,888,239
519100	Retirement Contribution	482,720	0	21,217	0	0	5,907	509,844
519200	FICA Contribution	538,419	0	26,325	0	0	6,826	571,570
519300	Health Insurance Contribution	1,170,597	0	76,225	0	0	19,034	1,265,856
519400	Life Insurance Contribution	9,284	0	392	0	0	132	9,808
519800	Workers Compensation	0	0	1,889	0	0	0	1,889
	SUBTOTAL BENEFITS	2,201,020	0	126,048	0	0	31,899	2,358,967
	TOTAL PERSONAL SERVICES	11,565,081	0	518,961	0	0	163,164	12,247,206
521000	Operating Expense	65,982	0	114,627	0	0	0	180,609
530000	Supplies & Materials	83,784	0	3,784	0	0	0	87,568
540000	Travel	20,000	0	0	0	0	0	20,000
560000	Government Aid	9,209	0	0	0	0	0	9,209
	TOTAL NET OPERATING EXPENSES	178,975	0	118,411	0	0	0	297,386
	SUB PROGRAM TOTAL	11,744,056	0	637,372	0	0	163,164	12,544,592

EXPENDITURE SUMMARY
2023-2024 GENERAL OPERATING BUDGET
UNIVERSITY OF NEBRASKA AT OMAHA

SUBPROGRAM #/NAME 10 College of Education

ACCOUNT	DESCRIPTION	UNRESTRICTED STATE AND UNIVERSITY GENERATED	DESIGNATED AND/OR RESTRICTED					TOTAL
			CASH	REVOLVING	FEDERAL	AUXILIARIES AND SERVICES	TRUST	
511000 FACULTY								
	Professor	1,133,559	0	30,958	0	0	0	1,164,517
	Associate Professor	1,953,472	0	17,188	0	0	0	1,970,660
	Assistant Professor	2,554,820	0	34,394	0	0	0	2,589,214
	Instructor	950,743	0	0	0	0	0	950,743
	Other	1,476,102	0	480	88,869	0	50,259	1,615,710
	SUBTOTAL FACULTY	8,068,696	0	83,020	88,869	0	50,259	8,290,844
512100	Other Administrators	707,506	0	0	0	0	132,534	840,040
512000	Chairpersons	502,919	0	10,423	0	0	0	513,342
513000	Managerial/Professional	960,942	0	203,626	122,939	0	312,856	1,600,363
514000	Clerical/Technical/Service	594,308	0	0	46,351	0	0	640,659
515000	Other Academic	437,045	0	0	0	0	0	437,045
516000	Student Wages	15,003	0	4,194	0	0	0	19,197
	SUBTOTAL NONFACULTY	3,217,723	0	218,243	169,290	0	445,390	4,050,646
	SUBTOTAL SALARIES & WAGES	11,286,419	0	301,263	258,159	0	495,649	12,341,490
519100	Retirement Contribution	564,360	0	17,679	11,102	7,928	23,448	624,517
519200	FICA Contribution	629,476	0	21,937	12,650	9,125	27,094	700,282
519300	Health Insurance Contribution	1,368,561	0	63,517	39,241	18,578	75,553	1,565,450
519400	Life Insurance Contribution	10,856	0	327	257	72	521	12,033
519800	Workers Compensation	0	0	1,574	0	0	0	1,574
	SUBTOTAL BENEFITS	2,573,253	0	105,034	63,250	35,703	126,616	2,903,856
	TOTAL PERSONAL SERVICES	13,859,672	0	406,297	321,409	35,703	622,265	15,245,346
521000	Operating Expense	328,388	0	274,660	0	40,000	0	643,048
530000	Supplies & Materials	163,150	0	43,361	0	0	0	206,511
540000	Travel	41,121	0	6,125	0	0	0	47,246
560000	Government Aid	10,500	0	806,219	0	0	0	816,719
	TOTAL NET OPERATING EXPENSES	543,159	0	1,130,365	0	40,000	0	1,713,524
	SUB PROGRAM TOTAL	14,402,831	0	1,536,662	321,409	75,703	622,265	16,958,870

EXPENDITURE SUMMARY
2023-2024 GENERAL OPERATING BUDGET
UNIVERSITY OF NEBRASKA AT OMAHA

SUBPROGRAM #/NAME 12 Graduate Studies

ACCOUNT	DESCRIPTION	UNRESTRICTED	DESIGNATED AND/OR RESTRICTED					TOTAL
		STATE AND UNIVERSITY GENERATED	CASH	REVOLVING	FEDERAL	AUXILIARIES AND SERVICES	TRUST	
512100	Other Administrators	386,717	0	0	0	0	0	386,717
512000	Chairpersons	70,595	0	0	0	0	0	70,595
513000	Managerial/Professional	639,658	0	174,315	0	0	0	813,973
514000	Clerical/Technical/Service	85,840	0	223,311	0	0	0	309,151
515000	Other Academic	607,791	0	0	0	0	0	607,791
516000	Student Wages	6,113	0	0	0	0	0	6,113
517000	Supplemental Salaries & Wages	0	0	20,349	0	0	0	20,349
	SUBTOTAL NONFACULTY	1,796,714	0	417,975	0	0	0	2,214,689
	SUBTOTAL SALARIES & WAGES	1,796,714	0	417,975	0	0	0	2,214,689
519100	Retirement Contribution	93,430	0	22,571	0	12,906	0	128,907
519200	FICA Contribution	104,211	0	28,003	0	14,855	0	147,069
519300	Health Insurance Contribution	226,566	0	81,088	0	30,243	0	337,897
519400	Life Insurance Contribution	1,797	0	418	0	226	0	2,441
519800	Workers Compensation	0	0	2,010	0	0	0	2,010
	SUBTOTAL BENEFITS	426,004	0	134,090	0	58,230	0	618,324
	TOTAL PERSONAL SERVICES	2,222,718	0	552,065	0	58,230	0	2,833,013
521000	Operating Expense	73,616	0	643,769	0	0	0	717,385
530000	Supplies & Materials	5,595	0	0	0	0	0	5,595
540000	Travel	11,051	0	0	0	0	0	11,051
560000	Government Aid	2,648	0	0	0	0	0	2,648
	TOTAL NET OPERATING EXPENSES	92,910	0	643,769	0	0	0	736,679
	SUB PROGRAM TOTAL	2,315,628	0	1,195,834	0	58,230	0	3,569,692

EXPENDITURE SUMMARY
2023-2024 GENERAL OPERATING BUDGET
UNIVERSITY OF NEBRASKA AT OMAHA

SUBPROGRAM #/NAME 16 Criss Library

ACCOUNT	DESCRIPTION	UNRESTRICTED	DESIGNATED AND/OR RESTRICTED					TOTAL
		STATE AND UNIVERSITY GENERATED	CASH	REVOLVING	FEDERAL	AUXILIARIES AND SERVICES	TRUST	
511000	FACULTY							
	Professor	104,615	0	0	0	0	0	104,615
	Associate Professor	237,133	0	0	0	0	0	237,133
	Assistant Professor	395,416	0	57,150	0	0	0	452,566
	SUBTOTAL FACULTY	737,164	0	57,150	0	0	0	794,314
512100	Other Administrators	291,808	0	0	0	0	0	291,808
512000	Chairpersons	5,000	0	0	0	0	0	5,000
513000	Managerial/Professional	723,767	0	0	0	0	0	723,767
514000	Clerical/Technical/Service	548,003	0	41,375	0	0	0	589,378
516000	Student Wages	209,557	0	0	0	0	0	209,557
	SUBTOTAL NONFACULTY	1,778,135	0	41,375	0	0	0	1,819,510
	SUBTOTAL SALARIES & WAGES	2,515,299	0	98,525	0	0	0	2,613,824
519100	Retirement Contribution	130,796	0	5,320	0	0	0	136,116
519200	FICA Contribution	145,887	0	6,601	0	0	0	152,488
519300	Health Insurance Contribution	317,179	0	19,114	0	0	0	336,293
519400	Life Insurance Contribution	2,516	0	99	0	0	0	2,615
519800	Workers Compensation	0	0	474	0	0	0	474
	SUBTOTAL BENEFITS	596,378	0	31,608	0	0	0	627,986
	TOTAL PERSONAL SERVICES	3,111,677	0	130,133	0	0	0	3,241,810
521000	Operating Expense	155,141	0	2,037,247	0	0	0	2,192,388
530000	Supplies & Materials	50,740	0	90,500	0	0	0	141,240
540000	Travel	21,695	0	0	0	0	0	21,695
550000	Capital Outlay	504,804	0	430,000	0	0	0	934,804
	TOTAL NET OPERATING EXPENSES	732,380	0	2,557,747	0	0	0	3,290,127
	SUB PROGRAM TOTAL	3,844,057	0	2,687,880	0	0	0	6,531,937

EXPENDITURE SUMMARY
2023-2024 GENERAL OPERATING BUDGET
UNIVERSITY OF NEBRASKA AT OMAHA

SUBPROGRAM #/NAME 22 Other Instruction or Research

ACCOUNT	DESCRIPTION	UNRESTRICTED	DESIGNATED AND/OR RESTRICTED					TOTAL
		STATE AND UNIVERSITY GENERATED	CASH	REVOLVING	FEDERAL	AUXILIARIES AND SERVICES	TRUST	
	Associate Professor	496,407	0	0	0	0	0	496,407
	Other	285,398	0	0	0	0	0	285,398
	SUBTOTAL FACULTY	781,805	0	0	0	0	0	781,805
512100	Other Administrators	545,837	0	11,499	0	0	0	557,336
512000	Chairpersons	123,554	0	0	0	0	0	123,554
513000	Managerial/Professional	1,357,712	0	337,556	0	0	194,264	1,889,532
514000	Clerical/Technical/Service	217,340	0	122,367	0	0	37,500	377,207
515000	Other Academic	29,856	0	19,902	0	0	0	49,758
516000	Student Wages	297	0	29,511	0	0	0	29,808
	SUBTOTAL NONFACULTY	2,274,596	0	520,835	0	0	231,764	3,027,195
	SUBTOTAL SALARIES & WAGES	3,056,401	0	520,835	0	0	231,764	3,809,000
519100	Retirement Contribution	92,936	0	28,126	0	0	10,429	131,491
519200	FICA Contribution	103,664	0	34,895	0	0	12,052	150,611
519300	Health Insurance Contribution	225,376	0	101,042	0	0	33,607	360,025
519400	Life Insurance Contribution	1,786	0	522	0	0	233	2,541
519700	Unemployment Compensation	26,020	0	0	0	0	0	26,020
519800	Workers Compensation	253,010	0	2,505	0	0	0	255,515
	SUBTOTAL BENEFITS	702,792	0	167,090	0	0	56,321	926,203
	TOTAL PERSONAL SERVICES	3,759,193	0	687,925	0	0	288,085	4,735,203
521000	Operating Expense	2,588,016	220,560	2,866,195	0	0	0	5,674,771
530000	Supplies & Materials	28,510	5,479,564	320,000	0	0	0	5,828,074
540000	Travel	1,955	0	7,000	0	0	0	8,955
560000	Government Aid	4,500	0	0	0	0	0	4,500
	TOTAL NET OPERATING EXPENSES	2,622,981	5,700,124	3,193,195	0	0	0	11,516,300
	SUB PROGRAM TOTAL	6,382,174	5,700,124	3,881,120	0	0	288,085	16,251,503

EXPENDITURE SUMMARY
2023-2024 GENERAL OPERATING BUDGET
UNIVERSITY OF NEBRASKA AT OMAHA

SUBPROGRAM #/NAME 24 International Programs

ACCOUNT	DESCRIPTION	UNRESTRICTED	DESIGNATED AND/OR RESTRICTED					TOTAL
		STATE AND UNIVERSITY GENERATED	CASH	REVOLVING	FEDERAL	AUXILIARIES AND SERVICES	TRUST	
	Associate Professor	0	0	45,000	0	0	0	45,000
	Instructor	26,083	0	0	0	0	0	26,083
	SUBTOTAL FACULTY	26,083	0	45,000	0	0	0	71,083
512100	Other Administrators	101,525	0	0	0	0	0	101,525
513000	Managerial/Professional	495,591	0	349,332	63,400	0	0	908,323
514000	Clerical/Technical/Service	55,510	0	13,073	112,283	0	0	180,866
516000	Student Wages	0	0	9,475	0	0	0	9,475
	SUBTOTAL NONFACULTY	652,626	0	371,880	175,683	0	0	1,200,189
	SUBTOTAL SALARIES & WAGES	678,709	0	416,880	175,683	0	0	1,271,272
519100	Retirement Contribution	35,295	0	25,020	7,553	0	0	67,868
519200	FICA Contribution	39,366	0	30,814	8,608	0	0	78,788
519300	Health Insurance Contribution	85,587	0	86,673	26,704	0	0	198,964
519400	Life Insurance Contribution	678	0	461	175	0	0	1,314
519800	Workers Compensation	0	0	2,006	0	0	0	2,006
	SUBTOTAL BENEFITS	160,926	0	144,974	43,040	0	0	348,940
	TOTAL PERSONAL SERVICES	839,635	0	561,854	218,723	0	0	1,620,212
521000	Operating Expense	3,000	0	61,137	0	0	0	64,137
530000	Supplies & Materials	3,000	0	0	0	0	0	3,000
	TOTAL NET OPERATING EXPENSES	6,000	0	61,137	0	0	0	67,137
	SUB PROGRAM TOTAL	845,635	0	622,991	218,723	0	0	1,687,349

EXPENDITURE SUMMARY
2023-2024 GENERAL OPERATING BUDGET
UNIVERSITY OF NEBRASKA AT OMAHA

SUBPROGRAM #/NAME 26 Continuing Studies

ACCOUNT	DESCRIPTION	UNRESTRICTED	DESIGNATED AND/OR RESTRICTED					TOTAL
		STATE AND UNIVERSITY GENERATED	CASH	REVOLVING	FEDERAL	AUXILIARIES AND SERVICES	TRUST	
	Instructor	258,550	0	0	0	0	0	258,550
	SUBTOTAL FACULTY	258,550	0	0	0	0	0	258,550
512100	Other Administrators	71,759	0	23,804	0	0	0	95,563
513000	Managerial/Professional	320,635	0	372,255	0	0	0	692,890
514000	Clerical/Technical/Service	125,553	0	22,947	0	0	0	148,500
516000	Student Wages	8,834	0	0	0	0	0	8,834
517000	Supplemental Salaries & Wages	20,653	0	9,111	0	0	0	29,764
	SUBTOTAL NONFACULTY	547,434	0	428,117	0	0	0	975,551
	SUBTOTAL SALARIES & WAGES	805,984	0	428,117	0	0	0	1,234,101
519100	Retirement Contribution	41,911	0	22,613	0	0	0	64,524
519200	FICA Contribution	46,747	0	28,377	0	0	0	75,124
519300	Health Insurance Contribution	101,635	0	81,240	0	0	0	182,875
519400	Life Insurance Contribution	806	0	428	0	0	0	1,234
519800	Workers Compensation	0	0	2,057	0	0	0	2,057
	SUBTOTAL BENEFITS	191,099	0	134,715	0	0	0	325,814
	TOTAL PERSONAL SERVICES	997,083	0	562,832	0	0	0	1,559,915
521000	Operating Expense	29,177	0	11,981	0	0	0	41,158
530000	Supplies & Materials	267,392	0	13,293,434	0	0	0	13,560,826
540000	Travel	10,660	0	0	0	0	0	10,660
	TOTAL NET OPERATING EXPENSES	307,229	0	13,305,415	0	0	0	13,612,644
	SUB PROGRAM TOTAL	1,304,312	0	13,868,247	0	0	0	15,172,559

EXPENDITURE SUMMARY
2023-2024 GENERAL OPERATING BUDGET
UNIVERSITY OF NEBRASKA AT OMAHA

SUBPROGRAM #/NAME 30 Distance Education

ACCOUNT	DESCRIPTION	UNRESTRICTED	DESIGNATED AND/OR RESTRICTED					TOTAL
		STATE AND UNIVERSITY GENERATED	CASH	REVOLVING	FEDERAL	AUXILIARIES AND SERVICES	TRUST	
512100	Other Administrators	137,735	0	0	0	0	0	137,735
513000	Managerial/Professional	113,739	0	329,092	0	0	0	442,831
514000	Clerical/Technical/Service	24,377	0	24,378	0	0	0	48,755
	SUBTOTAL NONFACULTY	275,851	0	353,470	0	0	0	629,321
	SUBTOTAL SALARIES & WAGES	275,851	0	353,470	0	0	0	629,321
519100	Retirement Contribution	14,344	0	19,087	0	0	0	33,431
519200	FICA Contribution	16,000	0	23,682	0	0	0	39,682
519300	Health Insurance Contribution	34,785	0	68,573	0	0	0	103,358
519400	Life Insurance Contribution	276	0	353	0	0	0	629
519800	Workers Compensation	0	0	3,087	0	0	0	3,087
	SUBTOTAL BENEFITS	65,405	0	114,782	0	0	0	180,187
	TOTAL PERSONAL SERVICES	341,256	0	468,252	0	0	0	809,508
521000	Operating Expense	270,585	0	83,662	0	0	0	354,247
530000	Supplies & Materials	42,076	0	130,183	0	0	0	172,259
	TOTAL NET OPERATING EXPENSES	312,661	0	213,845	0	0	0	526,506
	SUB PROGRAM TOTAL	653,917	0	682,097	0	0	0	1,336,014

EXPENDITURE SUMMARY
2023-2024 GENERAL OPERATING BUDGET
UNIVERSITY OF NEBRASKA AT OMAHA

SUBPROGRAM #/NAME 32 Research Initiative

ACCOUNT	DESCRIPTION	UNRESTRICTED	DESIGNATED AND/OR RESTRICTED					TOTAL
		STATE AND UNIVERSITY GENERATED	CASH	REVOLVING	FEDERAL	AUXILIARIES AND SERVICES	TRUST	
	SUBTOTAL NONFACULTY	0	0	0	0	0	0	0
	SUBTOTAL SALARIES & WAGES	0	0	0	0	0	0	0
519200	FICA Contribution	1	0	0	0	0	0	1
519300	Health Insurance Contribution	1	0	0	0	0	0	1
	SUBTOTAL BENEFITS	2	0	0	0	0	0	2
	TOTAL PERSONAL SERVICES	2	0	0	0	0	0	2
	SUB PROGRAM TOTAL	2	0	0	0	0	0	2

EXPENDITURE SUMMARY
2023-2024 GENERAL OPERATING BUDGET
UNIVERSITY OF NEBRASKA AT OMAHA

SUBPROGRAM #/NAME 33 Physical Plant Administration

ACCOUNT	DESCRIPTION	UNRESTRICTED	DESIGNATED AND/OR RESTRICTED					TOTAL
		STATE AND UNIVERSITY GENERATED	CASH	REVOLVING	FEDERAL	AUXILIARIES AND SERVICES	TRUST	
512100	Other Administrators	185,000	0	0	0	0	0	185,000
513000	Managerial/Professional	889,474	0	0	0	81,728	0	971,202
514000	Clerical/Technical/Service	4,511,540	0	0	0	373,592	0	4,885,132
516000	Student Wages	10,511	0	0	0	65,002	0	75,513
517000	Supplemental Salaries & Wages	62,451	0	0	0	0	0	62,451
	SUBTOTAL NONFACULTY	5,658,976	0	0	0	520,322	0	6,179,298
	SUBTOTAL SALARIES & WAGES	5,658,976	0	0	0	520,322	0	6,179,298
519100	Retirement Contribution	304,140	0	0	0	23,934	0	328,074
519200	FICA Contribution	339,235	0	0	0	33,821	0	373,056
519300	Health Insurance Contribution	737,541	0	0	0	99,381	0	836,922
519400	Life Insurance Contribution	5,851	0	0	0	521	0	6,372
519700	Unemployment Compensation	1,707	0	0	0	0	0	1,707
519800	Workers Compensation	16,429	0	0	0	2,502	0	18,931
	SUBTOTAL BENEFITS	1,404,903	0	0	0	160,159	0	1,565,062
	TOTAL PERSONAL SERVICES	7,063,879	0	0	0	680,481	0	7,744,360
521000	Operating Expense	1,804,044	0	0	0	2,189,940	0	3,993,984
529000	Utilities	5,981,557	0	0	0	0	0	5,981,557
530000	Supplies & Materials	607,832	0	0	0	123,489	0	731,321
540000	Travel	12,169	0	0	0	0	0	12,169
550000	Capital Outlay	105,772	0	0	0	0	0	105,772
	TOTAL NET OPERATING EXPENSES	8,511,374	0	0	0	2,313,429	0	10,824,803
	SUB PROGRAM TOTAL	15,575,253	0	0	0	2,993,910	0	18,569,163

EXPENDITURE SUMMARY
2023-2024 GENERAL OPERATING BUDGET
UNIVERSITY OF NEBRASKA AT OMAHA

SUBPROGRAM #/NAME 41 Executive Administration

ACCOUNT	DESCRIPTION	UNRESTRICTED	DESIGNATED AND/OR RESTRICTED					TOTAL
		STATE AND UNIVERSITY GENERATED	CASH	REVOLVING	FEDERAL	AUXILIARIES AND SERVICES	TRUST	
	Other	28,599	0	0	0	0	0	28,599
	SUBTOTAL FACULTY	28,599	0	0	0	0	0	28,599
512100	Other Administrators	1,144,757	0	0	0	0	13,000	1,157,757
513000	Managerial/Professional	434,896	0	81,689	0	0	40,000	556,585
514000	Clerical/Technical/Service	123,813	0	0	0	0	0	123,813
516000	Student Wages	7,344	0	0	0	0	0	7,344
	SUBTOTAL NONFACULTY	1,710,810	0	81,689	0	0	53,000	1,845,499
	SUBTOTAL SALARIES & WAGES	1,739,409	0	81,689	0	0	53,000	1,874,098
519100	Retirement Contribution	90,449	0	6,500	0	0	2,385	99,334
519200	FICA Contribution	100,887	0	6,500	0	0	2,756	110,143
519300	Health Insurance Contribution	219,340	0	5,000	0	0	7,685	232,025
519400	Life Insurance Contribution	1,741	0	82	0	0	53	1,876
519800	Workers Compensation	0	0	393	0	0	0	393
	SUBTOTAL BENEFITS	412,417	0	18,475	0	0	12,879	443,771
	TOTAL PERSONAL SERVICES	2,151,826	0	100,164	0	0	65,879	2,317,869
521000	Operating Expense	14,599	18,880	0	0	0	0	33,479
530000	Supplies & Materials	14,794	0	0	0	0	0	14,794
540000	Travel	13,069	0	0	0	0	0	13,069
550000	Capital Outlay	924	0	0	0	0	0	924
	TOTAL NET OPERATING EXPENSES	43,386	18,880	0	0	0	0	62,266
	SUB PROGRAM TOTAL	2,195,212	18,880	100,164	0	0	65,879	2,380,135

EXPENDITURE SUMMARY
2023-2024 GENERAL OPERATING BUDGET
UNIVERSITY OF NEBRASKA AT OMAHA

SUBPROGRAM #/NAME 42 Student Success

ACCOUNT	DESCRIPTION	UNRESTRICTED	DESIGNATED AND/OR RESTRICTED					TOTAL
		STATE AND UNIVERSITY GENERATED	CASH	REVOLVING	FEDERAL	AUXILIARIES AND SERVICES	TRUST	
512100	Other Administrators	600,653	0	46,691	43,766	0	464,816	1,155,926
512000	Chairpersons	0	0	38,413	0	0	0	38,413
513000	Managerial/Professional	2,956,762	0	3,192,190	318,906	1,551,543	130,654	8,150,055
514000	Clerical/Technical/Service	720,713	0	577,307	36,300	1,232,699	18,200	2,585,219
515000	Other Academic	19,902	0	56,101	0	59,705	0	135,708
516000	Student Wages	104,123	0	175,462	0	825,950	0	1,105,535
517000	Supplemental Salaries & Wages	82,129	0	16,275	0	71,640	0	170,044
	SUBTOTAL NONFACULTY	4,484,282	0	4,102,439	398,972	3,741,537	613,670	13,340,900
	SUBTOTAL SALARIES & WAGES	4,484,282	0	4,102,439	398,972	3,741,537	613,670	13,340,900
519100	Retirement Contribution	231,660	0	252,866	17,155	176,239	27,615	705,535
519200	FICA Contribution	258,391	0	286,986	19,550	261,069	31,910	857,906
519300	Health Insurance Contribution	561,778	0	606,787	60,643	477,106	88,982	1,795,296
519400	Life Insurance Contribution	4,453	0	13,810	399	8,407	614	27,683
519700	Unemployment Compensation	2,645	0	0	0	0	0	2,645
519800	Workers Compensation	23,001	0	18,047	0	16,319	0	57,367
	SUBTOTAL BENEFITS	1,081,928	0	1,178,496	97,747	939,140	149,121	3,446,432
	TOTAL PERSONAL SERVICES	5,566,210	0	5,280,935	496,719	4,680,677	762,791	16,787,332
521000	Operating Expense	598,764	25,020	1,908,194	0	1,815,771	0	4,347,749
530000	Supplies & Materials	19,919	0	71,726	0	293,937	0	385,582
540000	Travel	10,817	0	9,000	0	22,371	0	42,188
560000	Government Aid	6,000	0	59,897	0	16,000	0	81,897
570000	Cost of Goods Sold	0	0	0	0	3,815,240	0	3,815,240
	TOTAL NET OPERATING EXPENSES	635,500	25,020	2,048,817	0	5,963,319	0	8,672,656
	SUB PROGRAM TOTAL	6,201,710	25,020	7,329,752	496,719	10,643,996	762,791	25,459,988

EXPENDITURE SUMMARY
2023-2024 GENERAL OPERATING BUDGET
UNIVERSITY OF NEBRASKA AT OMAHA

SUBPROGRAM #/NAME 43 Business and Finance

ACCOUNT	DESCRIPTION	UNRESTRICTED	DESIGNATED AND/OR RESTRICTED					TOTAL
		STATE AND UNIVERSITY GENERATED	CASH	REVOLVING	FEDERAL	AUXILIARIES AND SERVICES	TRUST	
512100	Other Administrators	916,442	0	0	0	0	0	916,442
513000	Managerial/Professional	2,242,451	0	169,208	0	78,178	0	2,489,837
514000	Clerical/Technical/Service	2,286,092	0	0	0	140,178	0	2,426,270
516000	Student Wages	73,660	0	2,043	0	0	0	75,703
517000	Supplemental Salaries & Wages	151,635	0	495	0	21,440	0	173,570
	SUBTOTAL NONFACULTY	5,670,280	0	171,746	0	239,796	0	6,081,822
	SUBTOTAL SALARIES & WAGES	5,670,280	0	171,746	0	239,796	0	6,081,822
519100	Retirement Contribution	299,296	0	9,164	0	11,459	0	319,919
519200	FICA Contribution	333,829	0	11,713	0	16,501	0	362,043
519300	Health Insurance Contribution	725,794	0	32,922	0	38,324	0	797,040
519400	Life Insurance Contribution	5,757	0	171	0	227	0	6,155
519700	Unemployment Compensation	3,628	0	0	0	0	0	3,628
519800	Workers Compensation	36,144	0	826	0	1,152	0	38,122
	SUBTOTAL BENEFITS	1,404,448	0	54,796	0	67,663	0	1,526,907
	TOTAL PERSONAL SERVICES	7,074,728	0	226,542	0	307,459	0	7,608,729
521000	Operating Expense	1,058,039	55,976	26,334	0	92,532	0	1,232,881
530000	Supplies & Materials	138,174	0	0	0	10,950	0	149,124
540000	Travel	8,015	0	0	0	0	0	8,015
550000	Capital Outlay	13,876	0	0	0	0	0	13,876
	TOTAL NET OPERATING EXPENSES	1,218,104	55,976	26,334	0	103,482	0	1,403,896
	SUB PROGRAM TOTAL	8,292,832	55,976	252,876	0	410,941	0	9,012,625

EXPENDITURE SUMMARY
2023-2024 GENERAL OPERATING BUDGET
UNIVERSITY OF NEBRASKA AT OMAHA

SUBPROGRAM #/NAME 44 General Expense

ACCOUNT	DESCRIPTION	UNRESTRICTED	DESIGNATED AND/OR RESTRICTED					TOTAL
		STATE AND UNIVERSITY GENERATED	CASH	REVOLVING	FEDERAL	AUXILIARIES AND SERVICES	TRUST	
512100	Other Administrators	177,172	0	0	0	0	0	177,172
512000	Chairpersons	143,459	0	0	0	0	0	143,459
513000	Managerial/Professional	1,437,688	0	0	0	189,663	0	1,627,351
514000	Clerical/Technical/Service	558,896	0	0	0	196,595	0	755,491
516000	Student Wages	18,846	0	0	0	8,469	0	27,315
	SUBTOTAL NONFACULTY	2,336,061	0	0	0	394,727	0	2,730,788
	SUBTOTAL SALARIES & WAGES	2,336,061	0	0	0	394,727	0	2,730,788
519100	Retirement Contribution	484,484	0	0	0	19,483	0	503,967
519200	FICA Contribution	540,385	0	0	0	24,519	0	564,904
519300	Health Insurance Contribution	1,491,045	0	0	0	69,854	0	1,560,899
519400	Life Insurance Contribution	9,318	0	0	0	397	0	9,715
519800	Workers Compensation	0	0	0	0	1,898	0	1,898
	SUBTOTAL BENEFITS	2,525,232	0	0	0	116,151	0	2,641,383
	TOTAL PERSONAL SERVICES	4,861,293	0	0	0	510,878	0	5,372,171
521000	Operating Expense	-5,171,568	0	0	0	357,616	0	-4,813,952
530000	Supplies & Materials	2,166,290	0	0	0	58,837	0	2,225,127
	TOTAL NET OPERATING EXPENSES	-3,005,278	0	0	0	416,453	0	-2,588,825
	SUB PROGRAM TOTAL	1,856,015	0	0	0	927,331	0	2,783,346

EXPENDITURE SUMMARY
2023-2024 GENERAL OPERATING BUDGET
UNIVERSITY OF NEBRASKA AT OMAHA

SUBPROGRAM #/NAME 75 Student Housing

ACCOUNT	DESCRIPTION	UNRESTRICTED	DESIGNATED AND/OR RESTRICTED					TOTAL
		STATE AND UNIVERSITY GENERATED	CASH	REVOLVING	FEDERAL	AUXILIARIES AND SERVICES	TRUST	
512100	Other Administrators	0	0	0	0	34,848	0	34,848
513000	Managerial/Professional	0	0	0	0	582,044	0	582,044
514000	Clerical/Technical/Service	0	0	0	0	198,049	0	198,049
516000	Student Wages	0	0	0	0	83,196	0	83,196
517000	Supplemental Salaries & Wages	0	0	0	0	24,993	0	24,993
SUBTOTAL NONFACULTY		0	0	0	0	923,130	0	923,130
SUBTOTAL SALARIES & WAGES		0	0	0	0	923,130	0	923,130
519100	Retirement Contribution	0	0	0	0	41,537	0	41,537
519200	FICA Contribution	0	0	0	0	60,234	0	60,234
519300	Health Insurance Contribution	0	0	0	0	173,970	0	173,970
519400	Life Insurance Contribution	0	0	0	0	925	0	925
519800	Workers Compensation	0	0	0	0	4,425	0	4,425
SUBTOTAL BENEFITS		0	0	0	0	281,091	0	281,091
TOTAL PERSONAL SERVICES		0	0	0	0	1,204,221	0	1,204,221
521000	Operating Expense	0	0	0	0	1,448,264	0	1,448,264
530000	Supplies & Materials	0	0	0	0	226,758	0	226,758
TOTAL NET OPERATING EXPENSES		0	0	0	0	1,675,022	0	1,675,022
SUB PROGRAM TOTAL		0	0	0	0	2,879,243	0	2,879,243

EXPENDITURE SUMMARY
2023-2024 GENERAL OPERATING BUDGET
UNIVERSITY OF NEBRASKA AT OMAHA

SUBPROGRAM #/NAME 77 Intercollegiate Athletics

ACCOUNT	DESCRIPTION	UNRESTRICTED	DESIGNATED AND/OR RESTRICTED					TOTAL
		STATE AND UNIVERSITY GENERATED	CASH	REVOLVING	FEDERAL	AUXILIARIES AND SERVICES	TRUST	
512100	Other Administrators	0	0	0	0	3,363,755	0	3,363,755
513000	Managerial/Professional	5,892,901	0	0	0	-2,748,773	0	3,144,128
514000	Clerical/Technical/Service	0	0	0	0	51,315	0	51,315
516000	Student Wages	0	0	0	0	113,818	0	113,818
517000	Supplemental Salaries & Wages	0	0	0	0	36,132	0	36,132
	SUBTOTAL NONFACULTY	5,892,901	0	0	0	816,247	0	6,709,148
	SUBTOTAL SALARIES & WAGES	5,892,901	0	0	0	816,247	0	6,709,148
519100	Retirement Contribution	0	0	0	0	-261,580	0	-261,580
519200	FICA Contribution	0	0	0	0	-264,481	0	-264,481
519300	Health Insurance Contribution	0	0	0	0	-494,225	0	-494,225
519400	Life Insurance Contribution	0	0	0	0	-3,786	0	-3,786
519800	Workers Compensation	0	0	0	0	5,247	0	5,247
	SUBTOTAL BENEFITS	0	0	0	0	-1,018,825	0	-1,018,825
	TOTAL PERSONAL SERVICES	5,892,901	0	0	0	-202,578	0	5,690,323
521000	Operating Expense	0	0	0	0	2,095,079	0	2,095,079
530000	Supplies & Materials	0	0	0	0	823,250	0	823,250
540000	Travel	0	0	0	0	2,045,500	0	2,045,500
560000	Government Aid	0	0	0	0	1,095,000	0	1,095,000
570000	Cost of Goods Sold	0	0	0	0	5,000	0	5,000
	TOTAL NET OPERATING EXPENSES	0	0	0	0	6,063,829	0	6,063,829
	SUB PROGRAM TOTAL	5,892,901	0	0	0	5,861,251	0	11,754,152

EXPENDITURE SUMMARY
2023-2024 GENERAL OPERATING BUDGET
UNIVERSITY OF NEBRASKA AT OMAHA

SUBPROGRAM #/NAME 78 Arena

ACCOUNT	DESCRIPTION	UNRESTRICTED	DESIGNATED AND/OR RESTRICTED					TOTAL
		STATE AND UNIVERSITY GENERATED	CASH	REVOLVING	FEDERAL	AUXILIARIES AND SERVICES	TRUST	
513000	Managerial/Professional	0	0	0	0	743,884	0	743,884
514000	Clerical/Technical/Service	0	0	0	0	92,440	0	92,440
517000	Supplemental Salaries & Wages	0	0	0	0	302,732	0	302,732
	SUBTOTAL NONFACULTY	0	0	0	0	1,139,056	0	1,139,056
	SUBTOTAL SALARIES & WAGES	0	0	0	0	1,139,056	0	1,139,056
519100	Retirement Contribution	0	0	0	0	52,396	0	52,396
519200	FICA Contribution	0	0	0	0	74,038	0	74,038
519300	Health Insurance Contribution	0	0	0	0	217,560	0	217,560
519400	Life Insurance Contribution	0	0	0	0	1,139	0	1,139
519800	Workers Compensation	0	0	0	0	5,477	0	5,477
	SUBTOTAL BENEFITS	0	0	0	0	350,610	0	350,610
	TOTAL PERSONAL SERVICES	0	0	0	0	1,489,666	0	1,489,666
521000	Operating Expense	0	0	0	0	1,468,068	0	1,468,068
529000	Utilities	0	0	0	0	650,000	0	650,000
	TOTAL NET OPERATING EXPENSES	0	0	0	0	2,118,068	0	2,118,068
	SUB PROGRAM TOTAL	0	0	0	0	3,607,734	0	3,607,734

EXPENDITURE SUMMARY
2023-2024 GENERAL OPERATING BUDGET
UNIVERSITY OF NEBRASKA AT OMAHA

SUBPROGRAM #/NAME 98 Company Balance Sheets

ACCOUNT	DESCRIPTION	UNRESTRICTED	DESIGNATED AND/OR RESTRICTED					TOTAL
		STATE AND UNIVERSITY GENERATED	CASH	REVOLVING	FEDERAL	AUXILIARIES AND SERVICES	TRUST	
513000	Managerial/Professional	0	0	0	0	153,829	0	153,829
514000	Clerical/Technical/Service	0	0	0	0	46,350	0	46,350
	SUBTOTAL NONFACULTY	0	0	0	0	200,179	0	200,179
	SUBTOTAL SALARIES & WAGES	0	0	0	0	200,179	0	200,179
519100	Retirement Contribution	0	0	0	0	9,208	0	9,208
519200	FICA Contribution	0	0	0	0	13,011	0	13,011
519300	Health Insurance Contribution	0	0	0	0	38,234	0	38,234
519400	Life Insurance Contribution	0	0	0	0	200	0	200
519800	Workers Compensation	0	0	0	0	39,410	0	39,410
	SUBTOTAL BENEFITS	0	0	0	0	100,063	0	100,063
	TOTAL PERSONAL SERVICES	0	0	0	0	300,242	0	300,242
521000	Operating Expense	0	0	0	0	22,222,635	0	22,222,635
	TOTAL NET OPERATING EXPENSES	0	0	0	0	22,222,635	0	22,222,635
	SUB PROGRAM TOTAL	0	0	0	0	22,522,877	0	22,522,877

EXPENDITURE SUMMARY
2023-2024 GENERAL OPERATING BUDGET
UNIVERSITY OF NEBRASKA AT OMAHA

SUBPROGRAM #/NAME 99 Income Activity

ACCOUNT	DESCRIPTION	UNRESTRICTED	DESIGNATED AND/OR RESTRICTED					TOTAL
		STATE AND UNIVERSITY GENERATED	CASH	REVOLVING	FEDERAL	AUXILIARIES AND SERVICES	TRUST	
513000	Managerial/Professional	0	0	0	63,843	0	0	63,843
	SUBTOTAL NONFACULTY	0	0	0	63,843	0	0	63,843
	SUBTOTAL SALARIES & WAGES	0	0	0	63,843	0	0	63,843
519100	Retirement Contribution	0	0	0	2,745	0	0	2,745
519200	FICA Contribution	0	0	0	3,128	0	0	3,128
519300	Health Insurance Contribution	0	0	0	9,704	0	0	9,704
519400	Life Insurance Contribution	0	0	0	64	0	0	64
	SUBTOTAL BENEFITS	0	0	0	15,641	0	0	15,641
	TOTAL PERSONAL SERVICES	0	0	0	79,484	0	0	79,484
521000	Operating Expense	0	0	0	15,926,206	0	8,908,403	24,834,609
530000	Supplies & Materials	0	0	0	1,816,800	0	3,991,190	5,807,990
540000	Travel	0	0	0	331,000	0	155,000	486,000
550000	Capital Outlay	0	0	0	148,000	0	130,000	278,000
560000	Government Aid	0	0	0	108,226,269	0	31,885,466	140,111,735
	TOTAL NET OPERATING EXPENSES	0	0	0	126,448,275	0	45,070,059	171,518,334
	SUB PROGRAM TOTAL	0	0	0	126,527,759	0	45,070,059	171,597,818

EXPENDITURE SUMMARY
2023-2024 GENERAL OPERATING BUDGET
UNIVERSITY OF NEBRASKA AT KEARNEY

CAMPUS TOTAL

ACCOUNT	DESCRIPTION	UNRESTRICTED	DESIGNATED AND/OR RESTRICTED					TOTAL
		STATE AND UNIVERSITY GENERATED	CASH	REVOLVING	FEDERAL	AUXILIARIES AND SERVICES	TRUST	
511000	FACULTY							
	Professor	9,759,407	0	0	0	0	98,813	9,858,220
	Associate Professor	6,398,630	0	0	0	0	0	6,398,630
	Assistant Professor	4,726,715	0	-12,078	0	0	0	4,714,637
	Other	5,366,800	0	451,755	327,431	0	1,063,436	7,209,422
	SUBTOTAL FACULTY	26,251,552	0	439,677	327,431	0	1,162,249	28,180,909
512100	Other Administrators	5,362,407	0	0	0	802,334	41,156	6,205,897
512000	Chairpersons	1,138,240	0	12,078	0	0	0	1,150,318
513000	Managerial/Professional	6,923,796	0	1,265,200	158,384	1,726,723	586,089	10,660,192
514000	Clerical/Technical/Service	5,599,565	0	0	48,523	2,196,239	77,563	7,921,890
515000	Other Academic	674,855	0	0	0	23,884	0	698,739
516000	Student Wages	497,857	0	305,280	294,624	370,741	38,232	1,506,734
517000	Supplemental Salaries & Wages	37,344	0	198,000	0	878,271	0	1,113,615
	SUBTOTAL NONFACULTY	20,234,064	0	1,780,558	501,531	5,998,192	743,040	29,257,385
	SUBTOTAL SALARIES & WAGES	46,485,616	0	2,220,235	828,962	5,998,192	1,905,289	57,438,294
519100	Retirement Contribution	3,320,397	0	76,145	38,866	324,871	141,480	3,901,759
519200	FICA Contribution	3,354,867	0	132,500	40,878	361,486	141,301	4,031,032
519300	Health Insurance Contribution	8,699,309	0	267,600	84,121	1,275,889	282,266	10,609,185
519400	Life Insurance Contribution	77,830	0	4,020	962	8,445	3,288	94,545
519700	Unemployment Compensation	46,000	0	0	0	5,000	0	51,000
519800	Workers Compensation	129,963	0	24,449	0	10,681	8,205	173,298
	SUBTOTAL BENEFITS	15,628,366	0	504,714	164,827	1,986,372	576,540	18,860,819
	TOTAL PERSONAL SERVICES	62,113,982	0	2,724,949	993,789	7,984,564	2,481,829	76,299,113
521000	Operating Expense	7,004,652	350,000	4,080,051	11,123,156	13,619,578	2,265,348	38,442,785
529000	Utilities	2,879,769	0	0	0	1,344,654	0	4,224,423
530000	Supplies & Materials	2,067,175	0	0	0	0	0	2,067,175
540000	Travel	304,588	0	0	0	17,888	4,000	326,476
550000	Capital Outlay	933,650	0	0	0	21,816	116,000	1,071,466
560000	Government Aid	201,879	0	195,000	31,883,055	11,500	11,132,823	43,424,257
	TOTAL NET OPERATING EXPENSES	13,391,713	350,000	4,275,051	43,006,211	15,015,436	13,518,171	89,556,582
	CAMPUS TOTAL	75,505,695	350,000	7,000,000	44,000,000	23,000,000	16,000,000	165,855,695

REVENUE SUMMARY
2023-2024 GENERAL OPERATING BUDGET
UNIVERSITY OF NEBRASKA AT KEARNEY

CAMPUS TOTAL

ACCOUNT	DESCRIPTION	UNRESTRICTED	DESIGNATED AND/OR RESTRICTED					TOTAL
		STATE AND UNIVERSITY GENERATED	CASH	REVOLVING	FEDERAL	AUXILIARIES AND SERVICES	TRUST	
410000	State Appropriation	46,999,100	0	0	0	0	0	46,999,100
TOTAL STATE SUPPORT		46,999,100	0	0	0	0	0	46,999,100
460000	Restricted Revenue	0	0	0	179,170	0	0	179,170
461000	Federal Grants & Contract	0	0	0	11,937,775	0	0	11,937,775
490000	Other Revenues	0	0	0	31,883,055	0	0	31,883,055
TOTAL FEDERAL FUND		0	0	0	44,000,000	0	0	44,000,000
442810	Other Student Fees	0	0	2,665,000	0	0	0	2,665,000
450000	Sales and Services	0	0	4,310,000	0	22,215,974	0	26,525,974
460000	Restricted Revenue	0	0	0	0	784,026	0	784,026
464000	Private Gifts & Contracts	0	0	25,000	0	0	0	25,000
TOTAL REVOLVING FUND		0	0	7,000,000	0	23,000,000	0	30,000,000
442810	Other Student Fees	0	0	0	0	0	160,000	160,000
460000	Restricted Revenue	0	0	0	0	0	14,973,536	14,973,536
461000	Federal Grants & Contract	0	0	0	0	0	700,000	700,000
464000	Private Gifts & Contracts	0	0	0	0	0	166,464	166,464
TOTAL TRUST FUND		0	0	0	0	0	16,000,000	16,000,000
441100	Undergraduate Resident	22,935,353	0	0	0	0	0	22,935,353
441110	Undergraduate Nonresident	7,858,901	0	0	0	0	0	7,858,901
441200	Graduate Resident	6,420,777	0	0	0	0	0	6,420,777
441210	Graduate Nonresident	2,976,124	0	0	0	0	0	2,976,124
TOTAL GROSS TUITION		40,191,155	0	0	0	0	0	40,191,155
441001	Tuition Adjustments	-1,039,287	0	0	0	0	0	-1,039,287
441990	Tuition Remissions	-10,310,139	0	0	0	0	0	-10,310,139
TOTAL TUITION OFFSETS		-11,349,426	0	0	0	0	0	-11,349,426
SUBTOTAL NET TUITION (CASH)		28,841,729	0	0	0	0	0	28,841,729
442100	Institutional Student Fee	98,000	0	0	0	0	0	98,000
442710	Graduation Processing Fee	38,000	0	0	0	0	0	38,000
442800	Late Payment Fees	109,000	0	0	0	0	0	109,000
SUBTOTAL STUDENT FEES		245,000	0	0	0	0	0	245,000
430000	Invest Loan/Endowment	460,000	0	0	0	0	0	460,000
461900	Indirect Costs-Federal	20,000	350,000	0	0	0	0	370,000
490100	Misc Cash Income	71,000	0	0	0	0	0	71,000
833428	U-Wide Debt Svc & Admin S	-1,131,134	0	0	0	0	0	-1,131,134
SUBTOTAL OTHER CASH		-580,134	350,000	0	0	0	0	14,866
TOTAL CASH FUND		28,506,595	350,000	0	0	0	0	28,856,595
TOTAL REVENUE		75,505,695	350,000	7,000,000	44,000,000	23,000,000	16,000,000	165,855,695

7/26/23

12:05:18PM

EXPENDITURE SUMMARY
2023-2024 GENERAL OPERATING BUDGET
UNIVERSITY OF NEBRASKA AT KEARNEY

SUBPROGRAM #/NAME 01 Academic Affairs

ACCOUNT	DESCRIPTION	UNRESTRICTED	DESIGNATED AND/OR RESTRICTED				TOTAL	
		STATE AND UNIVERSITY GENERATED	CASH	REVOLVING	FEDERAL	AUXILIARIES AND SERVICES		TRUST
511000	FACULTY							
	Professor	85,486	0	0	0	0	73,354	158,840
	Associate Professor	15,343	0	0	0	0	0	15,343
	Other	1,175,707	0	235,355	0	0	0	1,411,062
	SUBTOTAL FACULTY	1,276,536	0	235,355	0	0	73,354	1,585,245
512100	Other Administrators	485,654	0	0	0	0	0	485,654
513000	Managerial/Professional	282,733	0	1,025,700	0	0	193,097	1,501,530
514000	Clerical/Technical/Service	54,101	0	0	0	0	40,061	94,162
516000	Student Wages	55	0	125,000	0	0	0	125,055
	SUBTOTAL NONFACULTY	822,543	0	1,150,700	0	0	233,158	2,206,401
	SUBTOTAL SALARIES & WAGES	2,099,079	0	1,386,055	0	0	306,512	3,791,646
519100	Retirement Contribution	71,330	0	62,845	0	0	24,521	158,696
519200	FICA Contribution	64,245	0	85,000	0	0	23,449	172,694
519300	Health Insurance Contribution	-443,329	0	217,000	0	0	79,216	-147,113
519400	Life Insurance Contribution	1,411	0	3,600	0	0	552	5,563
	SUBTOTAL BENEFITS	-306,343	0	368,445	0	0	127,738	189,840
	TOTAL PERSONAL SERVICES	1,792,736	0	1,754,500	0	0	434,250	3,981,486
521000	Operating Expense	-2,309,866	350,000	1,410,994	0	0	240,840	-308,032
530000	Supplies & Materials	2,067,175	0	0	0	0	0	2,067,175
540000	Travel	11,708	0	0	0	0	4,000	15,708
550000	Capital Outlay	900	0	0	0	0	116,000	116,900
	TOTAL NET OPERATING EXPENSES	-230,083	350,000	1,410,994	0	0	360,840	1,891,751
	SUB PROGRAM TOTAL	1,562,653	350,000	3,165,494	0	0	795,090	5,873,237

EXPENDITURE SUMMARY
2023-2024 GENERAL OPERATING BUDGET
UNIVERSITY OF NEBRASKA AT KEARNEY

SUBPROGRAM #/NAME 06 College of Business Administration

ACCOUNT	DESCRIPTION	UNRESTRICTED	DESIGNATED AND/OR RESTRICTED					TOTAL
		STATE AND UNIVERSITY GENERATED	CASH	REVOLVING	FEDERAL	AUXILIARIES AND SERVICES	TRUST	
511000	FACULTY							
	Professor	1,947,997	0	0	0	0	22,000	1,969,997
	Associate Professor	984,187	0	0	0	0	0	984,187
	Assistant Professor	1,632,224	0	0	0	0	0	1,632,224
	Other	755,156	0	0	0	0	0	755,156
	SUBTOTAL FACULTY	5,319,564	0	0	0	0	22,000	5,341,564
512100	Other Administrators	320,686	0	0	0	0	0	320,686
512000	Chairpersons	312,294	0	0	0	0	0	312,294
513000	Managerial/Professional	228,800	0	0	0	0	0	228,800
514000	Clerical/Technical/Service	227,875	0	0	0	0	0	227,875
516000	Student Wages	40,551	0	0	0	0	0	40,551
	SUBTOTAL NONFACULTY	1,130,206	0	0	0	0	0	1,130,206
	SUBTOTAL SALARIES & WAGES	6,449,770	0	0	0	0	22,000	6,471,770
519100	Retirement Contribution	499,204	0	0	0	0	1,760	500,964
519200	FICA Contribution	488,029	0	0	0	0	1,683	489,712
519300	Health Insurance Contribution	1,112,357	0	0	0	0	0	1,112,357
519400	Life Insurance Contribution	11,170	0	0	0	0	40	11,210
	SUBTOTAL BENEFITS	2,110,760	0	0	0	0	3,483	2,114,243
	TOTAL PERSONAL SERVICES	8,560,530	0	0	0	0	25,483	8,586,013
521000	Operating Expense	148,704	0	0	0	0	0	148,704
540000	Travel	38,054	0	0	0	0	0	38,054
550000	Capital Outlay	51,000	0	0	0	0	0	51,000
	TOTAL NET OPERATING EXPENSES	237,758	0	0	0	0	0	237,758
	SUB PROGRAM TOTAL	8,798,288	0	0	0	0	25,483	8,823,771

EXPENDITURE SUMMARY
2023-2024 GENERAL OPERATING BUDGET
UNIVERSITY OF NEBRASKA AT KEARNEY

SUBPROGRAM #/NAME 10 College of Education

ACCOUNT	DESCRIPTION	UNRESTRICTED	DESIGNATED AND/OR RESTRICTED					TOTAL
		STATE AND UNIVERSITY GENERATED	CASH	REVOLVING	FEDERAL	AUXILIARIES AND SERVICES	TRUST	
511000	FACULTY							
	Professor	1,832,957	0	0	0	0	0	1,832,957
	Associate Professor	1,443,441	0	0	0	0	0	1,443,441
	Assistant Professor	1,056,047	0	-12,078	0	0	0	1,043,969
	Other	646,775	0	0	0	0	98,437	745,212
	SUBTOTAL FACULTY	4,979,220	0	-12,078	0	0	98,437	5,065,579
512100	Other Administrators	233,760	0	0	0	0	0	233,760
512000	Chairpersons	236,204	0	12,078	0	0	0	248,282
513000	Managerial/Professional	194,917	0	0	0	0	0	194,917
514000	Clerical/Technical/Service	341,001	0	0	0	0	0	341,001
516000	Student Wages	49,262	0	0	0	0	0	49,262
	SUBTOTAL NONFACULTY	1,055,144	0	12,078	0	0	0	1,067,222
	SUBTOTAL SALARIES & WAGES	6,034,364	0	0	0	0	98,437	6,132,801
519100	Retirement Contribution	460,427	0	0	0	0	6,399	466,826
519200	FICA Contribution	457,779	0	0	0	0	7,531	465,310
519300	Health Insurance Contribution	1,321,937	0	0	0	0	26,979	1,348,916
519400	Life Insurance Contribution	10,700	0	0	0	0	177	10,877
	SUBTOTAL BENEFITS	2,250,843	0	0	0	0	41,086	2,291,929
	TOTAL PERSONAL SERVICES	8,285,207	0	0	0	0	139,523	8,424,730
521000	Operating Expense	307,222	0	0	0	0	2,000	309,222
540000	Travel	66,753	0	0	0	0	0	66,753
550000	Capital Outlay	11,745	0	0	0	0	0	11,745
	TOTAL NET OPERATING EXPENSES	385,720	0	0	0	0	2,000	387,720
	SUB PROGRAM TOTAL	8,670,927	0	0	0	0	141,523	8,812,450

EXPENDITURE SUMMARY
2023-2024 GENERAL OPERATING BUDGET
UNIVERSITY OF NEBRASKA AT KEARNEY

SUBPROGRAM #/NAME 12 College of Graduate Studies

ACCOUNT	DESCRIPTION	UNRESTRICTED	DESIGNATED AND/OR RESTRICTED					TOTAL
		STATE AND UNIVERSITY GENERATED	CASH	REVOLVING	FEDERAL	AUXILIARIES AND SERVICES	TRUST	
	Assistant Professor	20,974	0	0	0	0	0	20,974
	Other	0	0	4,400	0	0	0	4,400
	SUBTOTAL FACULTY	20,974	0	4,400	0	0	0	25,374
512100	Other Administrators	364,314	0	0	0	0	0	364,314
513000	Managerial/Professional	209,569	0	36,000	0	0	0	245,569
514000	Clerical/Technical/Service	103,561	0	0	0	0	0	103,561
515000	Other Academic	592,038	0	0	0	0	0	592,038
516000	Student Wages	3,521	0	400	0	0	0	3,921
	SUBTOTAL NONFACULTY	1,273,003	0	36,400	0	0	0	1,309,403
	SUBTOTAL SALARIES & WAGES	1,293,977	0	40,800	0	0	0	1,334,777
519100	Retirement Contribution	55,874	0	2,900	0	0	0	58,774
519200	FICA Contribution	53,428	0	2,700	0	0	0	56,128
519300	Health Insurance Contribution	122,283	0	13,400	0	0	0	135,683
519400	Life Insurance Contribution	1,182	0	200	0	0	0	1,382
	SUBTOTAL BENEFITS	232,767	0	19,200	0	0	0	251,967
	TOTAL PERSONAL SERVICES	1,526,744	0	60,000	0	0	0	1,586,744
521000	Operating Expense	163,615	0	70,000	0	0	0	233,615
540000	Travel	16,016	0	0	0	0	0	16,016
560000	Government Aid	0	0	170,000	0	0	0	170,000
	TOTAL NET OPERATING EXPENSES	179,631	0	240,000	0	0	0	419,631
	SUB PROGRAM TOTAL	1,706,375	0	300,000	0	0	0	2,006,375

EXPENDITURE SUMMARY
2023-2024 GENERAL OPERATING BUDGET
UNIVERSITY OF NEBRASKA AT KEARNEY

SUBPROGRAM #/NAME 16 University Libraries

ACCOUNT	DESCRIPTION	UNRESTRICTED	DESIGNATED AND/OR RESTRICTED					TOTAL
		STATE AND UNIVERSITY GENERATED	CASH	REVOLVING	FEDERAL	AUXILIARIES AND SERVICES	TRUST	
	Associate Professor	179,269	0	0	0	0	0	179,269
	Assistant Professor	406,371	0	0	0	0	0	406,371
	Other	98,690	0	0	0	0	0	98,690
	SUBTOTAL FACULTY	684,330	0	0	0	0	0	684,330
512100	Other Administrators	142,140	0	0	0	0	0	142,140
513000	Managerial/Professional	345,432	0	0	0	0	0	345,432
514000	Clerical/Technical/Service	274,313	0	0	0	0	0	274,313
516000	Student Wages	80,184	0	0	0	0	0	80,184
	SUBTOTAL NONFACULTY	842,069	0	0	0	0	0	842,069
	SUBTOTAL SALARIES & WAGES	1,526,399	0	0	0	0	0	1,526,399
519100	Retirement Contribution	101,036	0	0	0	0	0	101,036
519200	FICA Contribution	110,635	0	0	0	0	0	110,635
519300	Health Insurance Contribution	298,884	0	0	0	0	0	298,884
519400	Life Insurance Contribution	2,563	0	0	0	0	0	2,563
	SUBTOTAL BENEFITS	513,118	0	0	0	0	0	513,118
	TOTAL PERSONAL SERVICES	2,039,517	0	0	0	0	0	2,039,517
521000	Operating Expense	0	0	940,000	0	0	0	940,000
550000	Capital Outlay	625,935	0	0	0	0	0	625,935
	TOTAL NET OPERATING EXPENSES	625,935	0	940,000	0	0	0	1,565,935
	SUB PROGRAM TOTAL	2,665,452	0	940,000	0	0	0	3,605,452

EXPENDITURE SUMMARY
2023-2024 GENERAL OPERATING BUDGET
UNIVERSITY OF NEBRASKA AT KEARNEY

SUBPROGRAM #/NAME 22 Other Instruction or Research

ACCOUNT	DESCRIPTION	UNRESTRICTED	DESIGNATED AND/OR RESTRICTED					TOTAL
		STATE AND UNIVERSITY GENERATED	CASH	REVOLVING	FEDERAL	AUXILIARIES AND SERVICES	TRUST	
Other		14,668	0	198,000	0	0	0	212,668
	SUBTOTAL FACULTY	14,668	0	198,000	0	0	0	212,668
512100	Other Administrators	178,865	0	0	0	0	0	178,865
513000	Managerial/Professional	399,232	0	15,000	0	0	263,457	677,689
514000	Clerical/Technical/Service	0	0	0	0	0	34,949	34,949
516000	Student Wages	16,892	0	96,780	0	0	0	113,672
517000	Supplemental Salaries & Wages	0	0	198,000	0	0	0	198,000
	SUBTOTAL NONFACULTY	594,989	0	309,780	0	0	298,406	1,203,175
	SUBTOTAL SALARIES & WAGES	609,657	0	507,780	0	0	298,406	1,415,843
519100	Retirement Contribution	45,107	0	2,600	0	0	21,647	69,354
519200	FICA Contribution	45,347	0	30,000	0	0	22,828	98,175
519300	Health Insurance Contribution	145,281	0	5,570	0	0	67,835	218,686
519400	Life Insurance Contribution	1,067	0	50	0	0	537	1,654
	SUBTOTAL BENEFITS	236,802	0	38,220	0	0	112,847	387,869
	TOTAL PERSONAL SERVICES	846,459	0	546,000	0	0	411,253	1,803,712
521000	Operating Expense	102,530	0	154,000	0	0	226,327	482,857
540000	Travel	21,691	0	0	0	0	0	21,691
550000	Capital Outlay	38,313	0	0	0	0	0	38,313
	TOTAL NET OPERATING EXPENSES	162,534	0	154,000	0	0	226,327	542,861
	SUB PROGRAM TOTAL	1,008,993	0	700,000	0	0	637,580	2,346,573

EXPENDITURE SUMMARY
2023-2024 GENERAL OPERATING BUDGET
UNIVERSITY OF NEBRASKA AT KEARNEY

SUBPROGRAM #/NAME 23 Student Aid

ACCOUNT	DESCRIPTION	UNRESTRICTED	DESIGNATED AND/OR RESTRICTED					TOTAL
		STATE AND UNIVERSITY GENERATED	CASH	REVOLVING	FEDERAL	AUXILIARIES AND SERVICES	TRUST	
513000	Managerial/Professional	0	0	0	12,451	0	0	12,451
	SUBTOTAL NONFACULTY	0	0	0	12,451	0	0	12,451
	SUBTOTAL SALARIES & WAGES	0	0	0	12,451	0	0	12,451
519100	Retirement Contribution	0	0	0	664	0	0	664
519200	FICA Contribution	0	0	0	953	0	0	953
519400	Life Insurance Contribution	0	0	0	22	0	0	22
	SUBTOTAL BENEFITS	0	0	0	1,639	0	0	1,639
	TOTAL PERSONAL SERVICES	0	0	0	14,090	0	0	14,090
521000	Operating Expense	2,894,000	0	0	0	0	0	2,894,000
560000	Government Aid	200,000	0	25,000	0	0	0	225,000
	TOTAL NET OPERATING EXPENSES	3,094,000	0	25,000	0	0	0	3,119,000
	SUB PROGRAM TOTAL	3,094,000	0	25,000	14,090	0	0	3,133,090

EXPENDITURE SUMMARY
2023-2024 GENERAL OPERATING BUDGET
UNIVERSITY OF NEBRASKA AT KEARNEY

SUBPROGRAM #/NAME 28 Museums and Art Gallery

ACCOUNT	DESCRIPTION	UNRESTRICTED	DESIGNATED AND/OR RESTRICTED					TOTAL
		STATE AND UNIVERSITY GENERATED	CASH	REVOLVING	FEDERAL	AUXILIARIES AND SERVICES	TRUST	
513000	Managerial/Professional	33,150	0	0	0	0	10,609	43,759
516000	Student Wages	6,941	0	0	0	0	0	6,941
	SUBTOTAL NONFACULTY	40,091	0	0	0	0	10,609	50,700
	SUBTOTAL SALARIES & WAGES	40,091	0	0	0	0	10,609	50,700
519100	Retirement Contribution	2,652	0	0	0	0	849	3,501
519200	FICA Contribution	2,536	0	0	0	0	812	3,348
519300	Health Insurance Contribution	9,958	0	0	0	0	3,175	13,133
519400	Life Insurance Contribution	60	0	0	0	0	19	79
	SUBTOTAL BENEFITS	15,206	0	0	0	0	4,855	20,061
	TOTAL PERSONAL SERVICES	55,297	0	0	0	0	15,464	70,761
521000	Operating Expense	365,122	0	0	0	0	0	365,122
	TOTAL NET OPERATING EXPENSES	365,122	0	0	0	0	0	365,122
	SUB PROGRAM TOTAL	420,419	0	0	0	0	15,464	435,883

EXPENDITURE SUMMARY
2023-2024 GENERAL OPERATING BUDGET
UNIVERSITY OF NEBRASKA AT KEARNEY

SUBPROGRAM #/NAME 29 Academic Computing Support

ACCOUNT	DESCRIPTION	UNRESTRICTED	DESIGNATED AND/OR RESTRICTED					TOTAL
		STATE AND UNIVERSITY GENERATED	CASH	REVOLVING	FEDERAL	AUXILIARIES AND SERVICES	TRUST	
513000	Managerial/Professional	0	0	0	0	110,274	0	110,274
	SUBTOTAL NONFACULTY	0	0	0	0	110,274	0	110,274
	SUBTOTAL SALARIES & WAGES	0	0	0	0	110,274	0	110,274
519100	Retirement Contribution	0	0	0	0	5,755	0	5,755
519200	FICA Contribution	0	0	0	0	8,436	0	8,436
519300	Health Insurance Contribution	0	0	0	0	20,655	0	20,655
519400	Life Insurance Contribution	0	0	0	0	198	0	198
	SUBTOTAL BENEFITS	0	0	0	0	35,044	0	35,044
	TOTAL PERSONAL SERVICES	0	0	0	0	145,318	0	145,318
521000	Operating Expense	0	0	519,506	0	79,196	0	598,702
	TOTAL NET OPERATING EXPENSES	0	0	519,506	0	79,196	0	598,702
	SUB PROGRAM TOTAL	0	0	519,506	0	224,514	0	744,020

EXPENDITURE SUMMARY
2023-2024 GENERAL OPERATING BUDGET
UNIVERSITY OF NEBRASKA AT KEARNEY

SUBPROGRAM #/NAME 33 Physical Plant Administration

ACCOUNT	DESCRIPTION	UNRESTRICTED	DESIGNATED AND/OR RESTRICTED					TOTAL
		STATE AND UNIVERSITY GENERATED	CASH	REVOLVING	FEDERAL	AUXILIARIES AND SERVICES	TRUST	
512100	Other Administrators	89,567	0	0	0	56,950	0	146,517
513000	Managerial/Professional	346,895	0	0	0	77,538	0	424,433
514000	Clerical/Technical/Service	2,687,893	0	0	0	1,152,461	0	3,840,354
516000	Student Wages	40,675	0	0	0	45,972	0	86,647
517000	Supplemental Salaries & Wages	0	0	0	0	73,625	0	73,625
	SUBTOTAL NONFACULTY	3,165,030	0	0	0	1,406,546	0	4,571,576
	SUBTOTAL SALARIES & WAGES	3,165,030	0	0	0	1,406,546	0	4,571,576
519100	Retirement Contribution	193,449	0	0	0	86,839	0	280,288
519200	FICA Contribution	239,013	0	0	0	98,452	0	337,465
519300	Health Insurance Contribution	864,953	0	0	0	387,193	0	1,252,146
519400	Life Insurance Contribution	5,624	0	0	0	2,317	0	7,941
	SUBTOTAL BENEFITS	1,303,039	0	0	0	574,801	0	1,877,840
	TOTAL PERSONAL SERVICES	4,468,069	0	0	0	1,981,347	0	6,449,416
521000	Operating Expense	1,324,770	0	50,000	0	564,740	0	1,939,510
529000	Utilities	2,879,769	0	0	0	1,344,654	0	4,224,423
540000	Travel	9,500	0	0	0	3,750	0	13,250
	TOTAL NET OPERATING EXPENSES	4,214,039	0	50,000	0	1,913,144	0	6,177,183
	SUB PROGRAM TOTAL	8,682,108	0	50,000	0	3,894,491	0	12,626,599

EXPENDITURE SUMMARY
2023-2024 GENERAL OPERATING BUDGET
UNIVERSITY OF NEBRASKA AT KEARNEY

SUBPROGRAM #/NAME 35 College of Arts & Sciences

ACCOUNT	DESCRIPTION	UNRESTRICTED	DESIGNATED AND/OR RESTRICTED					TOTAL
		STATE AND UNIVERSITY GENERATED	CASH	REVOLVING	FEDERAL	AUXILIARIES AND SERVICES	TRUST	
511000	FACULTY							
	Professor	5,892,967	0	0	0	0	3,459	5,896,426
	Associate Professor	3,776,390	0	0	0	0	0	3,776,390
	Assistant Professor	1,611,099	0	0	0	0	0	1,611,099
	Other	1,301,058	0	0	0	0	0	1,301,058
	SUBTOTAL FACULTY	12,581,514	0	0	0	0	3,459	12,584,973
512100	Other Administrators	211,083	0	0	0	0	0	211,083
512000	Chairpersons	567,243	0	0	0	0	0	567,243
513000	Managerial/Professional	448,529	0	0	0	0	81,025	529,554
514000	Clerical/Technical/Service	529,331	0	0	0	0	2,553	531,884
515000	Other Academic	11,831	0	0	0	0	0	11,831
516000	Student Wages	172,838	0	0	0	0	0	172,838
	SUBTOTAL NONFACULTY	1,940,855	0	0	0	0	83,578	2,024,433
	SUBTOTAL SALARIES & WAGES	14,522,369	0	0	0	0	87,037	14,609,406
519100	Retirement Contribution	1,115,533	0	0	0	0	6,113	1,121,646
519200	FICA Contribution	1,095,913	0	0	0	0	6,659	1,102,572
519300	Health Insurance Contribution	3,073,596	0	0	0	0	21,140	3,094,736
519400	Life Insurance Contribution	25,712	0	0	0	0	157	25,869
	SUBTOTAL BENEFITS	5,310,754	0	0	0	0	34,069	5,344,823
	TOTAL PERSONAL SERVICES	19,833,123	0	0	0	0	121,106	19,954,229
521000	Operating Expense	849,792	0	0	0	0	13,314	863,106
540000	Travel	70,645	0	0	0	0	0	70,645
550000	Capital Outlay	103,264	0	0	0	0	0	103,264
560000	Government Aid	1,879	0	0	0	0	0	1,879
	TOTAL NET OPERATING EXPENSES	1,025,580	0	0	0	0	13,314	1,038,894
	SUB PROGRAM TOTAL	20,858,703	0	0	0	0	134,420	20,993,123

EXPENDITURE SUMMARY
2023-2024 GENERAL OPERATING BUDGET
UNIVERSITY OF NEBRASKA AT KEARNEY

SUBPROGRAM #/NAME 41 Executive Administration

ACCOUNT	DESCRIPTION	UNRESTRICTED	DESIGNATED AND/OR RESTRICTED					TOTAL
		STATE AND UNIVERSITY GENERATED	CASH	REVOLVING	FEDERAL	AUXILIARIES AND SERVICES	TRUST	
Other		4,403	0	0	0	0	0	4,403
	SUBTOTAL FACULTY	4,403	0	0	0	0	0	4,403
512100	Other Administrators	489,943	0	0	0	0	41,156	531,099
513000	Managerial/Professional	87,967	0	0	0	0	0	87,967
514000	Clerical/Technical/Service	41,996	0	0	0	0	0	41,996
	SUBTOTAL NONFACULTY	619,906	0	0	0	0	41,156	661,062
	SUBTOTAL SALARIES & WAGES	624,309	0	0	0	0	41,156	665,465
519100	Retirement Contribution	48,984	0	0	0	0	0	48,984
519200	FICA Contribution	37,639	0	0	0	0	1,618	39,257
519300	Health Insurance Contribution	28,815	0	0	0	0	0	28,815
519400	Life Insurance Contribution	674	0	0	0	0	0	674
	SUBTOTAL BENEFITS	116,112	0	0	0	0	1,618	117,730
	TOTAL PERSONAL SERVICES	740,421	0	0	0	0	42,774	783,195
521000	Operating Expense	49,777	0	0	0	0	0	49,777
540000	Travel	7,230	0	0	0	0	0	7,230
550000	Capital Outlay	2,193	0	0	0	0	0	2,193
	TOTAL NET OPERATING EXPENSES	59,200	0	0	0	0	0	59,200
	SUB PROGRAM TOTAL	799,621	0	0	0	0	42,774	842,395

EXPENDITURE SUMMARY
2023-2024 GENERAL OPERATING BUDGET
UNIVERSITY OF NEBRASKA AT KEARNEY

SUBPROGRAM #/NAME 42 Student Affairs

ACCOUNT	DESCRIPTION	UNRESTRICTED	DESIGNATED AND/OR RESTRICTED					TOTAL
		STATE AND UNIVERSITY GENERATED	CASH	REVOLVING	FEDERAL	AUXILIARIES AND SERVICES	TRUST	
Other		0	0	14,000	0	0	0	14,000
	SUBTOTAL FACULTY	0	0	14,000	0	0	0	14,000
512100	Other Administrators	831,090	0	0	0	212,227	0	1,043,317
513000	Managerial/Professional	1,617,294	0	56,200	145,933	729,101	0	2,548,528
514000	Clerical/Technical/Service	645,092	0	0	48,523	120,288	0	813,903
515000	Other Academic	0	0	0	0	23,884	0	23,884
516000	Student Wages	71,240	0	39,000	0	127,696	0	237,936
517000	Supplemental Salaries & Wages	0	0	0	0	799,241	0	799,241
	SUBTOTAL NONFACULTY	3,164,716	0	95,200	194,456	2,012,437	0	5,466,809
	SUBTOTAL SALARIES & WAGES	3,164,716	0	109,200	194,456	2,012,437	0	5,480,809
519100	Retirement Contribution	212,285	0	2,100	12,008	71,657	0	298,050
519200	FICA Contribution	234,910	0	4,500	14,876	81,214	0	335,500
519300	Health Insurance Contribution	797,398	0	14,160	59,517	234,584	0	1,105,659
519400	Life Insurance Contribution	5,437	0	40	350	1,863	0	7,690
	SUBTOTAL BENEFITS	1,250,030	0	20,800	86,751	389,318	0	1,746,899
	TOTAL PERSONAL SERVICES	4,414,746	0	130,000	281,207	2,401,755	0	7,227,708
521000	Operating Expense	418,922	0	105,000	0	3,071,724	0	3,595,646
540000	Travel	43,135	0	0	0	5,000	0	48,135
560000	Government Aid	0	0	0	0	11,500	0	11,500
	TOTAL NET OPERATING EXPENSES	462,057	0	105,000	0	3,088,224	0	3,655,281
	SUB PROGRAM TOTAL	4,876,803	0	235,000	281,207	5,489,979	0	10,882,989

EXPENDITURE SUMMARY
2023-2024 GENERAL OPERATING BUDGET
UNIVERSITY OF NEBRASKA AT KEARNEY

SUBPROGRAM #/NAME 43 Business and Finance

ACCOUNT	DESCRIPTION	UNRESTRICTED	DESIGNATED AND/OR RESTRICTED					TOTAL
		STATE AND UNIVERSITY GENERATED	CASH	REVOLVING	FEDERAL	AUXILIARIES AND SERVICES	TRUST	
512100	Other Administrators	515,366	0	0	0	379,340	0	894,706
513000	Managerial/Professional	675,397	0	0	0	426,712	37,901	1,140,010
514000	Clerical/Technical/Service	372,149	0	0	0	817,033	0	1,189,182
516000	Student Wages	10,474	0	0	0	197,073	0	207,547
517000	Supplemental Salaries & Wages	0	0	0	0	5,405	0	5,405
	SUBTOTAL NONFACULTY	1,573,386	0	0	0	1,825,563	37,901	3,436,850
	SUBTOTAL SALARIES & WAGES	1,573,386	0	0	0	1,825,563	37,901	3,436,850
519100	Retirement Contribution	116,072	0	0	0	117,580	3,032	236,684
519200	FICA Contribution	119,563	0	0	0	124,166	2,899	246,628
519300	Health Insurance Contribution	273,590	0	0	0	507,562	12,496	793,648
519400	Life Insurance Contribution	2,777	0	0	0	2,909	69	5,755
519800	Workers Compensation	0	0	0	0	0	8,205	8,205
	SUBTOTAL BENEFITS	512,002	0	0	0	752,217	26,701	1,290,920
	TOTAL PERSONAL SERVICES	2,085,388	0	0	0	2,577,780	64,602	4,727,770
521000	Operating Expense	535,075	0	0	0	792,086	0	1,327,161
540000	Travel	9,950	0	0	0	9,138	0	19,088
550000	Capital Outlay	0	0	0	0	6,816	0	6,816
	TOTAL NET OPERATING EXPENSES	545,025	0	0	0	808,040	0	1,353,065
	SUB PROGRAM TOTAL	2,630,413	0	0	0	3,385,820	64,602	6,080,835

EXPENDITURE SUMMARY
2023-2024 GENERAL OPERATING BUDGET
UNIVERSITY OF NEBRASKA AT KEARNEY

SUBPROGRAM #/NAME 44 General Expense

ACCOUNT	DESCRIPTION	UNRESTRICTED	DESIGNATED AND/OR RESTRICTED					TOTAL
		STATE AND UNIVERSITY GENERATED	CASH	REVOLVING	FEDERAL	AUXILIARIES AND SERVICES	TRUST	
512100	Other Administrators	335,396	0	0	0	27,848	0	363,244
512000	Chairpersons	22,499	0	0	0	0	0	22,499
513000	Managerial/Professional	592,582	0	0	0	29,665	0	622,247
514000	Clerical/Technical/Service	128,864	0	0	0	0	0	128,864
516000	Student Wages	5,224	0	0	0	0	0	5,224
517000	Supplemental Salaries & Wages	1,294	0	0	0	0	0	1,294
	SUBTOTAL NONFACULTY	1,085,859	0	0	0	57,513	0	1,143,372
	SUBTOTAL SALARIES & WAGES	1,085,859	0	0	0	57,513	0	1,143,372
519100	Retirement Contribution	64,935	0	0	0	2,373	0	67,308
519200	FICA Contribution	82,570	0	0	0	4,400	0	86,970
519300	Health Insurance Contribution	207,022	0	0	0	14,267	0	221,289
519400	Life Insurance Contribution	1,937	0	0	0	104	0	2,041
519700	Unemployment Compensation	46,000	0	0	0	5,000	0	51,000
519800	Workers Compensation	129,963	0	24,449	0	10,681	0	165,093
	SUBTOTAL BENEFITS	532,427	0	24,449	0	36,825	0	593,701
	TOTAL PERSONAL SERVICES	1,618,286	0	24,449	0	94,338	0	1,737,073
521000	Operating Expense	2,261,095	0	0	0	8,726,832	0	10,987,927
540000	Travel	7,256	0	0	0	0	0	7,256
550000	Capital Outlay	300	0	0	0	0	0	300
	TOTAL NET OPERATING EXPENSES	2,268,651	0	0	0	8,726,832	0	10,995,483
	SUB PROGRAM TOTAL	3,886,937	0	24,449	0	8,821,170	0	12,732,556

EXPENDITURE SUMMARY
2023-2024 GENERAL OPERATING BUDGET
UNIVERSITY OF NEBRASKA AT KEARNEY

SUBPROGRAM #/NAME 74 Agency Funds

ACCOUNT	DESCRIPTION	UNRESTRICTED	DESIGNATED AND/OR RESTRICTED					TOTAL
		STATE AND UNIVERSITY GENERATED	CASH	REVOLVING	FEDERAL	AUXILIARIES AND SERVICES	TRUST	
560000	Government Aid	0	0	0	20,000,000	0	0	20,000,000
	TOTAL NET OPERATING EXPENSES	0	0	0	20,000,000	0	0	20,000,000
	SUB PROGRAM TOTAL	0	0	0	20,000,000	0	0	20,000,000

EXPENDITURE SUMMARY
2023-2024 GENERAL OPERATING BUDGET
UNIVERSITY OF NEBRASKA AT KEARNEY

SUBPROGRAM #/NAME 77 Intercollegiate Athletics

ACCOUNT	DESCRIPTION	UNRESTRICTED	DESIGNATED AND/OR RESTRICTED					TOTAL
		STATE AND UNIVERSITY GENERATED	CASH	REVOLVING	FEDERAL	AUXILIARIES AND SERVICES	TRUST	
512100	Other Administrators	948,504	0	0	0	0	0	948,504
513000	Managerial/Professional	1,277,945	0	0	0	96,797	0	1,374,742
514000	Clerical/Technical/Service	84,187	0	0	0	0	0	84,187
515000	Other Academic	70,986	0	0	0	0	0	70,986
517000	Supplemental Salaries & Wages	36,050	0	0	0	0	0	36,050
	SUBTOTAL NONFACULTY	2,417,672	0	0	0	96,797	0	2,514,469
	SUBTOTAL SALARIES & WAGES	2,417,672	0	0	0	96,797	0	2,514,469
519100	Retirement Contribution	184,852	0	0	0	7,744	0	192,596
519200	FICA Contribution	179,521	0	0	0	7,405	0	186,926
519300	Health Insurance Contribution	777,208	0	0	0	33,891	0	811,099
519400	Life Insurance Contribution	4,159	0	0	0	174	0	4,333
	SUBTOTAL BENEFITS	1,145,740	0	0	0	49,214	0	1,194,954
	TOTAL PERSONAL SERVICES	3,563,412	0	0	0	146,011	0	3,709,423
521000	Operating Expense	-158,349	0	0	0	385,000	0	226,651
550000	Capital Outlay	100,000	0	0	0	15,000	0	115,000
	TOTAL NET OPERATING EXPENSES	-58,349	0	0	0	400,000	0	341,651
	SUB PROGRAM TOTAL	3,505,063	0	0	0	546,011	0	4,051,074

EXPENDITURE SUMMARY
2023-2024 GENERAL OPERATING BUDGET
UNIVERSITY OF NEBRASKA AT KEARNEY

SUBPROGRAM #/NAME 98 Company Balance Sheets

ACCOUNT	DESCRIPTION	UNRESTRICTED	DESIGNATED AND/OR RESTRICTED					TOTAL
		STATE AND UNIVERSITY GENERATED	CASH	REVOLVING	FEDERAL	AUXILIARIES AND SERVICES	TRUST	
512100	Other Administrators	0	0	0	0	125,969	0	125,969
513000	Managerial/Professional	0	0	0	0	256,636	0	256,636
514000	Clerical/Technical/Service	0	0	0	0	106,457	0	106,457
	SUBTOTAL NONFACULTY	0	0	0	0	489,062	0	489,062
	SUBTOTAL SALARIES & WAGES	0	0	0	0	489,062	0	489,062
519100	Retirement Contribution	0	0	0	0	32,923	0	32,923
519200	FICA Contribution	0	0	0	0	37,413	0	37,413
519300	Health Insurance Contribution	0	0	0	0	77,737	0	77,737
519400	Life Insurance Contribution	0	0	0	0	880	0	880
	SUBTOTAL BENEFITS	0	0	0	0	148,953	0	148,953
	TOTAL PERSONAL SERVICES	0	0	0	0	638,015	0	638,015
	SUB PROGRAM TOTAL	0	0	0	0	638,015	0	638,015

EXPENDITURE SUMMARY
2023-2024 GENERAL OPERATING BUDGET
UNIVERSITY OF NEBRASKA AT KEARNEY

SUBPROGRAM #/NAME 99 Income Activity

ACCOUNT	DESCRIPTION	UNRESTRICTED	DESIGNATED AND/OR RESTRICTED				TOTAL	
		STATE AND UNIVERSITY GENERATED	CASH	REVOLVING	FEDERAL	AUXILIARIES AND SERVICES		TRUST
Other		0	0	0	327,431	0	964,999	1,292,430
	SUBTOTAL FACULTY	0	0	0	327,431	0	964,999	1,292,430
513000	Managerial/Professional	0	0	132,300	0	0	0	132,300
516000	Student Wages	0	0	44,100	294,624	0	38,232	376,956
	SUBTOTAL NONFACULTY	0	0	176,400	294,624	0	38,232	509,256
	SUBTOTAL SALARIES & WAGES	0	0	176,400	622,055	0	1,003,231	1,801,686
519100	Retirement Contribution	0	0	5,700	26,194	0	77,159	109,053
519200	FICA Contribution	0	0	10,300	25,049	0	73,822	109,171
519300	Health Insurance Contribution	0	0	17,470	24,604	0	71,425	113,499
519400	Life Insurance Contribution	0	0	130	590	0	1,737	2,457
	SUBTOTAL BENEFITS	0	0	33,600	76,437	0	224,143	334,180
	TOTAL PERSONAL SERVICES	0	0	210,000	698,492	0	1,227,374	2,135,866
521000	Operating Expense	0	0	830,551	11,123,156	0	1,782,867	13,736,574
560000	Government Aid	0	0	0	11,883,055	0	11,132,823	23,015,878
	TOTAL NET OPERATING EXPENSES	0	0	830,551	23,006,211	0	12,915,690	36,752,452
	SUB PROGRAM TOTAL	0	0	1,040,551	23,704,703	0	14,143,064	38,888,318

EXPENDITURE SUMMARY
2023-2024 GENERAL OPERATING BUDGET
UNIVERSITY OF NEBRASKA OFFICE OF THE PRESIDENT
INCLUDING ITS

CAMPUS TOTAL

ACCOUNT	DESCRIPTION	UNRESTRICTED	DESIGNATED AND/OR RESTRICTED					TOTAL
		STATE AND UNIVERSITY GENERATED	CASH	REVOLVING	FEDERAL	AUXILIARIES AND SERVICES	TRUST	
	Assistant Professor	60,863	0	0	0	0	0	60,863
	SUBTOTAL FACULTY	60,863	0	0	0	0	0	60,863
512100	Other Administrators	8,251,621	0	508,855	91,583	0	218,640	9,070,699
513000	Managerial/Professional	20,523,837	172,474	11,541,399	126,353	321,034	4,899,066	37,584,163
514000	Clerical/Technical/Service	1,394,936	0	1,309,842	44,239	67,322	305,309	3,121,648
516000	Student Wages	222,156	0	745,020	0	91,641	0	1,058,817
517000	Supplemental Salaries & Wages	7,451,096	11,239	20,000	0	0	0	7,482,335
	SUBTOTAL NONFACULTY	37,843,646	183,713	14,125,116	262,175	479,997	5,423,015	58,317,662
	SUBTOTAL SALARIES & WAGES	37,904,509	183,713	14,125,116	262,175	479,997	5,423,015	58,378,525
519100	Retirement Contribution	2,085,961	11,901	792,932	16,517	21,749	298,006	3,227,066
519200	FICA Contribution	2,025,498	11,556	940,766	16,517	24,079	357,608	3,376,024
519300	Health Insurance Contribution	6,076,487	31,563	2,889,217	49,813	55,536	1,002,383	10,104,999
519400	Life Insurance Contribution	30,235	172	13,437	262	389	5,419	49,914
519700	Unemployment Compensation	0	0	0	0	0	0	0
519800	Workers Compensation	85,514	0	42,387	778	1,424	16,078	146,181
	SUBTOTAL BENEFITS	10,303,695	55,192	4,678,739	83,887	103,177	1,679,494	16,904,184
	TOTAL PERSONAL SERVICES	48,208,204	238,905	18,803,855	346,062	583,174	7,102,509	75,282,709
521000	Operating Expense	65,806,911	361,095	15,385,829	5,013,938	2,262,860	7,649,491	96,480,124
529000	Utilities	75,000	0	0	0	0	0	75,000
530000	Supplies & Materials	163,671	0	4,816	0	0	0	168,487
540000	Travel	143,899	0	61,875	0	0	0	205,774
550000	Capital Outlay	0	0	110,530	0	0	0	110,530
570000	Cost of Goods Sold	0	0	1,328,095	0	18,653,966	0	19,982,061
	TOTAL NET OPERATING EXPENSES	66,189,481	361,095	16,891,145	5,013,938	20,916,826	7,649,491	117,021,976
	CAMPUS TOTAL	114,397,685	600,000	35,695,000	5,360,000	21,500,000	14,752,000	192,304,685

REVENUE SUMMARY
2023-2024 GENERAL OPERATING BUDGET
UNIVERSITY OF NEBRASKA OFFICE OF THE PRESIDENT
INCLUDING ITS

CAMPUS TOTAL

ACCOUNT	DESCRIPTION	UNRESTRICTED	DESIGNATED AND/OR RESTRICTED					TOTAL
		STATE AND UNIVERSITY GENERATED	CASH	REVOLVING	FEDERAL	AUXILIARIES AND SERVICES	TRUST	
410000	State Appropriation	100,680,685	0	0	0	0	0	100,680,685
TOTAL STATE SUPPORT		100,680,685	0	0	0	0	0	100,680,685
460000	Restricted Revenue	0	0	0	5,360,000	0	0	5,360,000
TOTAL FEDERAL FUND		0	0	0	5,360,000	0	0	5,360,000
442810	Other Student Fees	0	0	10,040,000	0	0	0	10,040,000
450000	Sales and Services	0	0	25,655,000	0	21,500,000	0	47,155,000
TOTAL REVOLVING FUND		0	0	35,695,000	0	21,500,000	0	57,195,000
460000	Restricted Revenue	0	0	0	0	0	14,752,000	14,752,000
TOTAL TRUST FUND		0	0	0	0	0	14,752,000	14,752,000
TOTAL GROSS TUITION		0	0	0	0	0	0	0
TOTAL TUITION OFFSETS		0	0	0	0	0	0	0
SUBTOTAL NET TUITION (CASH)		0	0	0	0	0	0	0
SUBTOTAL STUDENT FEES		0	0	0	0	0	0	0
450000	Sales and Services	0	600,000	0	0	0	0	600,000
461900	Indirect Costs-Federal	300,000	0	0	0	0	0	300,000
490000	Other Revenues	11,417,000	0	0	0	0	0	11,417,000
490200	Misc Other Income	2,000,000	0	0	0	0	0	2,000,000
SUBTOTAL OTHER CASH		13,717,000	600,000	0	0	0	0	14,317,000
TOTAL CASH FUND		13,717,000	600,000	0	0	0	0	14,317,000
TOTAL REVENUE		114,397,685	600,000	35,695,000	5,360,000	21,500,000	14,752,000	192,304,685

7/26/23

12:32:18PM

EXPENDITURE SUMMARY
2023-2024 GENERAL OPERATING BUDGET
UNIVERSITY OF NEBRASKA OFFICE OF THE PRESIDENT
INCLUDING ITS

SUBPROGRAM #/NAME 29 Information Technology Services

ACCOUNT	DESCRIPTION	UNRESTRICTED	DESIGNATED AND/OR RESTRICTED					TOTAL
		STATE AND UNIVERSITY GENERATED	CASH	REVOLVING	FEDERAL	AUXILIARIES AND SERVICES	TRUST	
	Assistant Professor	60,863	0	0	0	0	0	60,863
	SUBTOTAL FACULTY	60,863	0	0	0	0	0	60,863
512100	Other Administrators	1,867,114	0	0	0	0	0	1,867,114
513000	Managerial/Professional	10,228,803	172,474	7,796,169	0	276,571	0	18,474,017
514000	Clerical/Technical/Service	305,364	0	755,577	0	39,254	0	1,100,195
516000	Student Wages	148,260	0	724,199	0	91,641	0	964,100
517000	Supplemental Salaries & Wages	117,902	11,239	20,000	0	0	0	149,141
	SUBTOTAL NONFACULTY	12,667,443	183,713	9,295,945	0	407,466	0	22,554,567
	SUBTOTAL SALARIES & WAGES	12,728,306	183,713	9,295,945	0	407,466	0	22,615,430
519100	Retirement Contribution	859,891	11,901	501,896	0	17,687	0	1,391,375
519200	FICA Contribution	834,967	11,556	595,471	0	19,582	0	1,461,576
519300	Health Insurance Contribution	2,504,894	31,563	1,823,734	0	45,164	0	4,405,355
519400	Life Insurance Contribution	12,465	172	8,505	0	316	0	21,458
519800	Workers Compensation	0	0	27,686	0	1,209	0	28,895
	SUBTOTAL BENEFITS	4,212,217	55,192	2,957,292	0	83,958	0	7,308,659
	TOTAL PERSONAL SERVICES	16,940,523	238,905	12,253,237	0	491,424	0	29,924,089
521000	Operating Expense	3,107,119	361,095	11,403,668	0	1,112,860	0	15,984,742
570000	Cost of Goods Sold	0	0	1,328,095	0	3,745,716	0	5,073,811
	TOTAL NET OPERATING EXPENSES	3,107,119	361,095	12,731,763	0	4,858,576	0	21,058,553
	SUB PROGRAM TOTAL	20,047,642	600,000	24,985,000	0	5,350,000	0	50,982,642

EXPENDITURE SUMMARY
2023-2024 GENERAL OPERATING BUDGET
UNIVERSITY OF NEBRASKA OFFICE OF THE PRESIDENT
INCLUDING ITS

SUBPROGRAM #/NAME 30 Distance Education

ACCOUNT	DESCRIPTION	UNRESTRICTED	DESIGNATED AND/OR RESTRICTED					TOTAL
		STATE AND UNIVERSITY GENERATED	CASH	REVOLVING	FEDERAL	AUXILIARIES AND SERVICES	TRUST	
512100	Other Administrators	0	0	321,327	0	0	0	321,327
513000	Managerial/Professional	0	0	889,933	0	0	0	889,933
514000	Clerical/Technical/Service	0	0	199,632	0	0	0	199,632
	SUBTOTAL NONFACULTY	0	0	1,410,892	0	0	0	1,410,892
	SUBTOTAL SALARIES & WAGES	0	0	1,410,892	0	0	0	1,410,892
519100	Retirement Contribution	0	0	90,586	0	0	0	90,586
519200	FICA Contribution	0	0	107,473	0	0	0	107,473
519300	Health Insurance Contribution	0	0	331,631	0	0	0	331,631
519400	Life Insurance Contribution	0	0	1,534	0	0	0	1,534
519800	Workers Compensation	0	0	4,557	0	0	0	4,557
	SUBTOTAL BENEFITS	0	0	535,781	0	0	0	535,781
	TOTAL PERSONAL SERVICES	0	0	1,946,673	0	0	0	1,946,673
521000	Operating Expense	0	0	547,797	0	0	0	547,797
550000	Capital Outlay	0	0	110,530	0	0	0	110,530
	TOTAL NET OPERATING EXPENSES	0	0	658,327	0	0	0	658,327
	SUB PROGRAM TOTAL	0	0	2,605,000	0	0	0	2,605,000

EXPENDITURE SUMMARY
2023-2024 GENERAL OPERATING BUDGET
UNIVERSITY OF NEBRASKA OFFICE OF THE PRESIDENT
INCLUDING ITS

SUBPROGRAM #/NAME 31 EPSCoR

ACCOUNT	DESCRIPTION	UNRESTRICTED	DESIGNATED AND/OR RESTRICTED				TOTAL	
		STATE AND UNIVERSITY GENERATED	CASH	REVOLVING	FEDERAL	AUXILIARIES AND SERVICES		TRUST
512100	Other Administrators	61,056	0	0	91,583	0	0	152,639
513000	Managerial/Professional	54,151	0	0	126,353	0	0	180,504
514000	Clerical/Technical/Service	18,960	0	0	44,239	0	0	63,199
	SUBTOTAL NONFACULTY	134,167	0	0	262,175	0	0	396,342
	SUBTOTAL SALARIES & WAGES	134,167	0	0	262,175	0	0	396,342
519100	Retirement Contribution	9,258	0	0	16,517	0	0	25,775
519200	FICA Contribution	8,989	0	0	16,517	0	0	25,506
519300	Health Insurance Contribution	26,968	0	0	49,813	0	0	76,781
519400	Life Insurance Contribution	134	0	0	262	0	0	396
519800	Workers Compensation	0	0	0	778	0	0	778
	SUBTOTAL BENEFITS	45,349	0	0	83,887	0	0	129,236
	TOTAL PERSONAL SERVICES	179,516	0	0	346,062	0	0	525,578
521000	Operating Expense	235,775	0	0	5,013,938	0	0	5,249,713
	TOTAL NET OPERATING EXPENSES	235,775	0	0	5,013,938	0	0	5,249,713
	SUB PROGRAM TOTAL	415,291	0	0	5,360,000	0	0	5,775,291

EXPENDITURE SUMMARY
2023-2024 GENERAL OPERATING BUDGET
UNIVERSITY OF NEBRASKA OFFICE OF THE PRESIDENT
INCLUDING ITS

SUBPROGRAM #/NAME 33 Facilities Management & Planning

ACCOUNT	DESCRIPTION	UNRESTRICTED	DESIGNATED AND/OR RESTRICTED					TOTAL
		STATE AND UNIVERSITY GENERATED	CASH	REVOLVING	FEDERAL	AUXILIARIES AND SERVICES	TRUST	
512100	Other Administrators	109,000	0	187,528	0	0	0	296,528
513000	Managerial/Professional	506,639	0	2,483,586	0	0	0	2,990,225
514000	Clerical/Technical/Service	0	0	354,633	0	0	0	354,633
516000	Student Wages	0	0	20,821	0	0	0	20,821
517000	Supplemental Salaries & Wages	15,600	0	0	0	0	0	15,600
	SUBTOTAL NONFACULTY	631,239	0	3,046,568	0	0	0	3,677,807
	SUBTOTAL SALARIES & WAGES	631,239	0	3,046,568	0	0	0	3,677,807
519100	Retirement Contribution	42,478	0	178,519	0	0	0	220,997
519200	FICA Contribution	41,248	0	211,802	0	0	0	253,050
519300	Health Insurance Contribution	123,744	0	653,562	0	0	0	777,306
519400	Life Insurance Contribution	616	0	3,026	0	0	0	3,642
519800	Workers Compensation	0	0	9,041	0	0	0	9,041
	SUBTOTAL BENEFITS	208,086	0	1,055,950	0	0	0	1,264,036
	TOTAL PERSONAL SERVICES	839,325	0	4,102,518	0	0	0	4,941,843
521000	Operating Expense	20,002,386	0	1,310,607	0	0	0	21,312,993
540000	Travel	2,278	0	61,875	0	0	0	64,153
	TOTAL NET OPERATING EXPENSES	20,004,664	0	1,372,482	0	0	0	21,377,146
	SUB PROGRAM TOTAL	20,843,989	0	5,475,000	0	0	0	26,318,989

EXPENDITURE SUMMARY
2023-2024 GENERAL OPERATING BUDGET
UNIVERSITY OF NEBRASKA OFFICE OF THE PRESIDENT
INCLUDING ITS

SUBPROGRAM #/NAME 41 System Administration

ACCOUNT	DESCRIPTION	UNRESTRICTED	DESIGNATED AND/OR RESTRICTED					TOTAL
		STATE AND UNIVERSITY GENERATED	CASH	REVOLVING	FEDERAL	AUXILIARIES AND SERVICES	TRUST	
512100	Other Administrators	5,077,159	0	0	0	0	0	5,077,159
513000	Managerial/Professional	2,979,282	0	0	0	0	275,084	3,254,366
514000	Clerical/Technical/Service	314,075	0	0	0	0	0	314,075
516000	Student Wages	42,696	0	0	0	0	0	42,696
517000	Supplemental Salaries & Wages	5,246,594	0	0	0	0	0	5,246,594
	SUBTOTAL NONFACULTY	13,659,806	0	0	0	0	275,084	13,934,890
	SUBTOTAL SALARIES & WAGES	13,659,806	0	0	0	0	275,084	13,934,890
519100	Retirement Contribution	577,565	0	0	0	0	15,130	592,695
519200	FICA Contribution	560,823	0	0	0	0	18,155	578,978
519300	Health Insurance Contribution	1,682,474	0	0	0	0	50,890	1,733,364
519400	Life Insurance Contribution	8,371	0	0	0	0	275	8,646
519800	Workers Compensation	85,514	0	0	0	0	814	86,328
	SUBTOTAL BENEFITS	2,914,747	0	0	0	0	85,264	3,000,011
	TOTAL PERSONAL SERVICES	16,574,553	0	0	0	0	360,348	16,934,901
521000	Operating Expense	4,507,598	0	0	0	0	1,639,652	6,147,250
529000	Utilities	75,000	0	0	0	0	0	75,000
530000	Supplies & Materials	140,000	0	0	0	0	0	140,000
540000	Travel	133,000	0	0	0	0	0	133,000
	TOTAL NET OPERATING EXPENSES	4,855,598	0	0	0	0	1,639,652	6,495,250
	SUB PROGRAM TOTAL	21,430,151	0	0	0	0	2,000,000	23,430,151

EXPENDITURE SUMMARY
2023-2024 GENERAL OPERATING BUDGET
UNIVERSITY OF NEBRASKA OFFICE OF THE PRESIDENT
INCLUDING ITS

SUBPROGRAM #/NAME 46 General Administration

ACCOUNT	DESCRIPTION	UNRESTRICTED	DESIGNATED AND/OR RESTRICTED					TOTAL
		STATE AND UNIVERSITY GENERATED	CASH	REVOLVING	FEDERAL	AUXILIARIES AND SERVICES	TRUST	
513000	Managerial/Professional	651,238	0	0	0	44,463	82,638	778,339
514000	Clerical/Technical/Service	55,155	0	0	0	28,068	0	83,223
517000	Supplemental Salaries & Wages	2,053,000	0	0	0	0	0	2,053,000
	SUBTOTAL NONFACULTY	2,759,393	0	0	0	72,531	82,638	2,914,562
	SUBTOTAL SALARIES & WAGES	2,759,393	0	0	0	72,531	82,638	2,914,562
519100	Retirement Contribution	48,741	0	0	0	4,062	4,545	57,348
519200	FICA Contribution	47,328	0	0	0	4,497	5,454	57,279
519300	Health Insurance Contribution	141,985	0	0	0	10,372	15,288	167,645
519400	Life Insurance Contribution	707	0	0	0	73	83	863
519800	Workers Compensation	0	0	0	0	215	245	460
	SUBTOTAL BENEFITS	238,761	0	0	0	19,219	25,615	283,595
	TOTAL PERSONAL SERVICES	2,998,154	0	0	0	91,750	108,253	3,198,157
521000	Operating Expense	21,782,487	0	0	0	0	91,747	21,874,234
530000	Supplies & Materials	5,000	0	0	0	0	0	5,000
540000	Travel	5,000	0	0	0	0	0	5,000
570000	Cost of Goods Sold	0	0	0	0	14,908,250	0	14,908,250
	TOTAL NET OPERATING EXPENSES	21,792,487	0	0	0	14,908,250	91,747	36,792,484
	SUB PROGRAM TOTAL	24,790,641	0	0	0	15,000,000	200,000	39,990,641

EXPENDITURE SUMMARY
2023-2024 GENERAL OPERATING BUDGET
UNIVERSITY OF NEBRASKA OFFICE OF THE PRESIDENT
INCLUDING ITS

SUBPROGRAM #/NAME 47 Buffett Early Childhood Institute

ACCOUNT	DESCRIPTION	UNRESTRICTED	DESIGNATED AND/OR RESTRICTED					TOTAL
		STATE AND UNIVERSITY GENERATED	CASH	REVOLVING	FEDERAL	AUXILIARIES AND SERVICES	TRUST	
512100	Other Administrators	682,444	0	0	0	0	46,350	728,794
513000	Managerial/Professional	148,564	0	0	0	0	3,875,477	4,024,041
514000	Clerical/Technical/Service	0	0	0	0	0	305,309	305,309
	SUBTOTAL NONFACULTY	831,008	0	0	0	0	4,227,136	5,058,144
	SUBTOTAL SALARIES & WAGES	831,008	0	0	0	0	4,227,136	5,058,144
519100	Retirement Contribution	57,340	0	0	0	0	232,232	289,572
519200	FICA Contribution	55,678	0	0	0	0	278,680	334,358
519300	Health Insurance Contribution	167,033	0	0	0	0	781,146	948,179
519400	Life Insurance Contribution	831	0	0	0	0	4,223	5,054
519800	Workers Compensation	0	0	0	0	0	12,532	12,532
	SUBTOTAL BENEFITS	280,882	0	0	0	0	1,308,813	1,589,695
	TOTAL PERSONAL SERVICES	1,111,890	0	0	0	0	5,535,949	6,647,839
521000	Operating Expense	341,610	0	0	0	0	5,016,051	5,357,661
	TOTAL NET OPERATING EXPENSES	341,610	0	0	0	0	5,016,051	5,357,661
	SUB PROGRAM TOTAL	1,453,500	0	0	0	0	10,552,000	12,005,500

EXPENDITURE SUMMARY
2023-2024 GENERAL OPERATING BUDGET
UNIVERSITY OF NEBRASKA OFFICE OF THE PRESIDENT
INCLUDING ITS

SUBPROGRAM #/NAME 48 NU Online

ACCOUNT	DESCRIPTION	UNRESTRICTED	DESIGNATED AND/OR RESTRICTED					TOTAL
		STATE AND UNIVERSITY GENERATED	CASH	REVOLVING	FEDERAL	AUXILIARIES AND SERVICES	TRUST	
513000	Managerial/Professional	153,500	0	0	0	0	0	153,500
	SUBTOTAL NONFACULTY	153,500	0	0	0	0	0	153,500
	SUBTOTAL SALARIES & WAGES	153,500	0	0	0	0	0	153,500
519100	Retirement Contribution	10,592	0	0	0	0	0	10,592
519200	FICA Contribution	10,285	0	0	0	0	0	10,285
519300	Health Insurance Contribution	30,854	0	0	0	0	0	30,854
519400	Life Insurance Contribution	154	0	0	0	0	0	154
	SUBTOTAL BENEFITS	51,885	0	0	0	0	0	51,885
	TOTAL PERSONAL SERVICES	205,385	0	0	0	0	0	205,385
521000	Operating Expense	1,123,445	0	1,000,000	0	0	0	2,123,445
	TOTAL NET OPERATING EXPENSES	1,123,445	0	1,000,000	0	0	0	2,123,445
	SUB PROGRAM TOTAL	1,328,830	0	1,000,000	0	0	0	2,328,830

EXPENDITURE SUMMARY
2023-2024 GENERAL OPERATING BUDGET
UNIVERSITY OF NEBRASKA OFFICE OF THE PRESIDENT
INCLUDING ITS

SUBPROGRAM #/NAME 49 Procure-to-Pay (P2P)

ACCOUNT	DESCRIPTION	UNRESTRICTED	DESIGNATED AND/OR RESTRICTED					TOTAL
		STATE AND UNIVERSITY GENERATED	CASH	REVOLVING	FEDERAL	AUXILIARIES AND SERVICES	TRUST	
512100	Other Administrators	236,308	0	0	0	0	0	236,308
513000	Managerial/Professional	1,359,747	0	371,711	0	0	0	1,731,458
514000	Clerical/Technical/Service	649,382	0	0	0	0	0	649,382
517000	Supplemental Salaries & Wages	18,000	0	0	0	0	0	18,000
	SUBTOTAL NONFACULTY	2,263,437	0	371,711	0	0	0	2,635,148
	SUBTOTAL SALARIES & WAGES	2,263,437	0	371,711	0	0	0	2,635,148
519100	Retirement Contribution	154,936	0	21,931	0	0	0	176,867
519200	FICA Contribution	150,445	0	26,020	0	0	0	176,465
519300	Health Insurance Contribution	451,333	0	80,290	0	0	0	531,623
519400	Life Insurance Contribution	2,245	0	372	0	0	0	2,617
519800	Workers Compensation	0	0	1,103	0	0	0	1,103
	SUBTOTAL BENEFITS	758,959	0	129,716	0	0	0	888,675
	TOTAL PERSONAL SERVICES	3,022,396	0	501,427	0	0	0	3,523,823
521000	Operating Expense	45,303	0	1,123,757	0	0	0	1,169,060
530000	Supplies & Materials	18,671	0	4,816	0	0	0	23,487
540000	Travel	3,621	0	0	0	0	0	3,621
	TOTAL NET OPERATING EXPENSES	67,595	0	1,128,573	0	0	0	1,196,168
	SUB PROGRAM TOTAL	3,089,991	0	1,630,000	0	0	0	4,719,991

EXPENDITURE SUMMARY
2023-2024 GENERAL OPERATING BUDGET
UNIVERSITY OF NEBRASKA OFFICE OF THE PRESIDENT
INCLUDING ITS

SUBPROGRAM #/NAME 74 Agency Funds

ACCOUNT	DESCRIPTION	UNRESTRICTED	DESIGNATED AND/OR RESTRICTED					TOTAL
		STATE AND UNIVERSITY GENERATED	CASH	REVOLVING	FEDERAL	AUXILIARIES AND SERVICES	TRUST	
512100	Other Administrators	0	0	0	0	0	172,290	172,290
513000	Managerial/Professional	0	0	0	0	0	665,867	665,867
	SUBTOTAL NONFACULTY	0	0	0	0	0	838,157	838,157
	SUBTOTAL SALARIES & WAGES	0	0	0	0	0	838,157	838,157
519100	Retirement Contribution	0	0	0	0	0	46,099	46,099
519200	FICA Contribution	0	0	0	0	0	55,319	55,319
519300	Health Insurance Contribution	0	0	0	0	0	155,059	155,059
519400	Life Insurance Contribution	0	0	0	0	0	838	838
519800	Workers Compensation	0	0	0	0	0	2,487	2,487
	SUBTOTAL BENEFITS	0	0	0	0	0	259,802	259,802
	TOTAL PERSONAL SERVICES	0	0	0	0	0	1,097,959	1,097,959
521000	Operating Expense	0	0	0	0	0	902,041	902,041
	TOTAL NET OPERATING EXPENSES	0	0	0	0	0	902,041	902,041
	SUB PROGRAM TOTAL	0	0	0	0	0	2,000,000	2,000,000

EXPENDITURE SUMMARY
2023-2024 GENERAL OPERATING BUDGET
UNIVERSITY OF NEBRASKA OFFICE OF THE PRESIDENT
INCLUDING ITS

SUBPROGRAM #/NAME 97 Clearing Centers

ACCOUNT	DESCRIPTION	UNRESTRICTED	DESIGNATED AND/OR RESTRICTED					TOTAL
		STATE AND UNIVERSITY GENERATED	CASH	REVOLVING	FEDERAL	AUXILIARIES AND SERVICES	TRUST	
521000	Operating Expense	0	0	0	0	1,150,000	0	1,150,000
	TOTAL NET OPERATING EXPENSES	0	0	0	0	1,150,000	0	1,150,000
	SUB PROGRAM TOTAL	0	0	0	0	1,150,000	0	1,150,000

COST OBJECT LISTING BY SUB PROGRAM
 2023-2024 GENERAL OPERATING BUDGET
 UNIVERSITY OF NEBRASKA - LINCOLN
 Excluding IANR and NCTA

SUBPROGRAM #/NAME: 01 Academics Affairs

UNL-State General Fund-711 State & University Generated/Unrestricted

COST OBJECT	Dollar	FACULTY		NON FACULTY		EMPLOYEE BENEFITS	PERSONAL SERVICE CREDITS	TOTAL PERSONAL SERVICES	TOTAL OPERATING EXPENSES	TOTAL
		FTE	Dollar	FTE	Dollar					
21-0101-0001	Office of EVC	0	0.00	3,172,949	19.25	599,198	0	3,772,147	114,826	3,886,973
21-0101-0004	Diversity Chancellor Pool	0	0.00	3,220	0.00	0	0	3,220	0	3,220
21-0101-0005	EVC Commitments	3,053,384	0.00	45,450	0.74	6,457	0	3,105,291	-7,527,377	-4,422,086
21-0101-0008	EVC-Distinguished Prof	271,880	0.00	0	0.00	49,838	0	321,718	0	321,718
21-0101-0010	EVC-Faculty Pool	2,061,312	0.00	0	0.00	0	0	2,061,312	0	2,061,312
21-0101-0012	VSIP Funding Pool	227,068	0.00	0	0.00	0	0	227,068	0	227,068
21-0101-0020	EVC Summer Sessions	4,163,847	0.00	374,910	0.00	0	0	4,538,757	0	4,538,757
21-0101-5100	POE EVC	0	0.00	18,422	0.00	0	0	18,422	301,140	319,562
21-0101-5702	ODE Course Development	0	0.00	0	0.00	0	0	0	653,370	653,370
21-0108-0004	Acad Dist Teachers & Peer Review	5,000	0.00	2,500	0.00	1,828	0	9,328	0	9,328
21-0111-0001	Honors Pgm	276,683	0.00	332,439	3.23	79,525	0	688,647	1,059	689,706
21-0111-0004	Honors Pgm-Book Scholarship	0	0.00	0	0.00	0	0	0	22,702	22,702
21-0111-5101	POE - Honors Pgm	0	0.00	109,389	1.63	0	0	109,389	30,746	140,135
21-0112-0001	Graduate Studies	0	0.00	1,308,060	22.25	371,241	0	1,679,301	194,168	1,873,469
21-0112-0005	Grad Studies Grambling State	0	0.00	0	0.00	0	0	0	10,000	10,000
21-0116-0001	Public Policy Cnt	0	0.00	169,456	0.75	26,204	0	195,660	0	195,660
21-0117-0001	Exploratory & Pre-Prof Advising Cnt	0	0.00	590,222	11.00	172,410	0	762,632	46,493	809,125
21-0123-0001	Undergraduate Programs	0	0.00	172,657	1.59	37,005	0	209,662	10,000	219,662
21-0124-5101	POE Raikes Schl Comp Sci & Mgm	454,195	3.75	1,004,533	10.00	0	0	1,458,728	7,247	1,465,975
21-0126-0001	Undergrad Ed & Student Success	0	0.00	49,459	0.69	11,078	0	60,537	2,881	63,418
21-0126-0002	Undergrad Research and Fellowships	0	0.00	48,410	1.00	7,802	0	56,212	0	56,212
21-0126-5101	POE-Undergrad Ed & Student Success	0	0.00	175,552	3.86	0	0	175,552	68,562	244,114
21-0127-0001	Career Services	0	0.00	595,031	9.99	180,760	0	775,791	801	776,592
21-0128-0001	Ctr for Acad Success & Transition	0	0.00	403,920	8.00	135,627	0	539,547	20,000	559,547
21-0128-0002	CAST First-Year Programs	0	0.00	0	0.00	0	0	0	45,000	45,000
21-0129-0001	Military and Veteran Success Center	0	0.00	228,579	3.46	71,405	0	299,984	17,000	316,984
21-0130-0001	Instl Effectiveness & Analytics	0	0.00	562,205	6.59	137,428	0	699,633	23,500	723,133
21-0132-0001	Office of Enterprise CRM - State-Aided	0	0.00	859,793	10.00	188,227	0	1,048,020	40,320	1,088,340
TOTAL	10,513,369	3.75	10,227,156	114.04	2,076,033	0	22,816,558	-5,917,562	16,898,996	

UNL-State General Fund-711 Revolving/Designated

COST OBJECT	Dollar	FACULTY		NON FACULTY		EMPLOYEE BENEFITS	PERSONAL SERVICE CREDITS	TOTAL PERSONAL SERVICES	TOTAL OPERATING EXPENSES	TOTAL
		FTE	Dollar	FTE	Dollar					
22-0101-0008	EVC-Distance Educ Fee-Master	0	0.00	169,340	1.00	16,045	0	185,385	0	185,385
22-0116-0002	PPC-Service Center Account	85,365	1.00	1,781,336	28.75	399,406	0	2,266,107	0	2,266,107
22-0130-0001	Instl Effectiveness & Analytics Tech Fee	0	0.00	226,054	2.91	75,456	0	301,510	0	301,510
22-0131-0001	Big Red Business Center	0	0.00	864,749	16.13	222,632	0	1,087,381	0	1,087,381
TOTAL	85,365	1.00	3,041,479	48.78	713,539	0	3,840,383	0	3,840,383	

UNL-Federal Letter of Credit-716 Federal/Restricted

COST OBJECT	Dollar	FACULTY		NON FACULTY		EMPLOYEE BENEFITS	PERSONAL SERVICE CREDITS	TOTAL PERSONAL SERVICES	TOTAL OPERATING EXPENSES	TOTAL
		FTE	Dollar	FTE	Dollar					
24-0127-2016001	2015-16 Educ WS Job Locator Program	0	0.00	9,273	0.30	0	0	9,273	0	9,273
24-0127-2021001	2020-21 Educ WS Job Locator Program	0	0.00	10,478	0.25	0	0	10,478	0	10,478
24-0127-2023001	2022-23 Educ WS Job Locator Program	0	0.00	35,169	0.68	15,218	0	50,387	0	50,387
TOTAL	0	0.00	54,920	1.23	15,218	0	70,138	0	70,138	

COST OBJECT LISTING BY SUB PROGRAM
 2023-2024 GENERAL OPERATING BUDGET
 UNIVERSITY OF NEBRASKA - LINCOLN
 Excluding IANR and NCTA

SUBPROGRAM #/NAME: 01 Academics Affairs

UNL-Federal Advance-717 Federal/Restricted

COST OBJECT	Dollar	FACULTY	NON FACULTY		EMPLOYEE BENEFITS	PERSONAL SERVICE CREDITS	TOTAL PERSONAL SERVICES	TOTAL OPERATING EXPENSES	TOTAL
		FTE	Dollar	FTE					
25-0101-0014001 VC Academic Affairs	16,543	0.25	0	0.00	0	0	16,543	0	16,543
TOTAL	16,543	0.25	0	0.00	0	0	16,543	0	16,543

UNL-Trust-Grant/Cont/Loan/End-718 Trust/Restricted

COST OBJECT	Dollar	FACULTY	NON FACULTY		EMPLOYEE BENEFITS	PERSONAL SERVICE CREDITS	TOTAL PERSONAL SERVICES	TOTAL OPERATING EXPENSES	TOTAL
		FTE	Dollar	FTE					
26-0123-0003001 William H Thompson Scholars	0	0.00	513,237	10.00	111,443	0	624,680	0	624,680
26-0126-0001001 ST Buffett Fdn UgESS Retention Solution	0	0.00	698,553	13.00	204,757	0	903,310	0	903,310
TOTAL	0	0.00	1,211,790	23.00	316,200	0	1,527,990	0	1,527,990

UNL-Auxiliary-719 Auxiliaries & Services/Restricted

COST OBJECT	Dollar	FACULTY	NON FACULTY		EMPLOYEE BENEFITS	PERSONAL SERVICE CREDITS	TOTAL PERSONAL SERVICES	TOTAL OPERATING EXPENSES	TOTAL
		FTE	Dollar	FTE					
23-0127-0001 Career Fair	0	0.00	161,972	3.05	56,694	0	218,666	35,424	254,090
TOTAL	0	0.00	161,972	3.05	56,694	0	218,666	35,424	254,090

SUB PROGRAM TOTAL **10,615,277** **5** **14,697,317** **190** **3,177,684** **0** **28,490,278** **-5,882,138** **22,608,140**

SUBPROGRAM #/NAME: 02 College of Architecture

UNL-State General Fund-711 State & University Generated/Unrestricted

COST OBJECT	Dollar	FACULTY	NON FACULTY		EMPLOYEE BENEFITS	PERSONAL SERVICE CREDITS	TOTAL PERSONAL SERVICES	TOTAL OPERATING EXPENSES	TOTAL
		FTE	Dollar	FTE					
21-0201-0001 Dean College Of Architecture	28,781	0.24	561,672	6.83	209,913	0	800,366	0	800,366
21-0201-5701 Col of Architecture-Distance Ed	0	0.00	0	0.00	0	0	0	31,832	31,832
21-0202-5102 POE Architecture-Visual Literacy	69,952	0.70	0	0.00	0	0	69,952	0	69,952
21-0202-5801 College Arch Diff Tuition	835,847	2.46	0	0.00	0	0	835,847	0	835,847
21-0202-5810 College Diff	0	0.00	253,028	5.00	0	0	253,028	0	253,028
21-0205-0001 Architecture	1,320,053	14.19	250,785	5.00	370,487	0	1,941,325	0	1,941,325
21-0206-0001 Community & Regional Planning	312,680	3.43	5,000	0.00	68,073	0	385,753	0	385,753
21-0207-0001 Interior Design	392,149	4.87	0	0.00	114,143	0	506,292	0	506,292
21-0208-0001 Landscape Architecture	157,669	1.92	5,000	0.00	56,981	0	219,650	0	219,650
TOTAL	3,117,131	27.81	1,075,485	16.83	819,597	0	5,012,213	31,832	5,044,045

UNL-State General Fund-711 Revolving/Designated

COST OBJECT	Dollar	FACULTY	NON FACULTY		EMPLOYEE BENEFITS	PERSONAL SERVICE CREDITS	TOTAL PERSONAL SERVICES	TOTAL OPERATING EXPENSES	TOTAL
		FTE	Dollar	FTE					
22-0202-0001 Architecture General Community Studies	0	0.00	0	0.00	0	0	0	33,000	33,000
22-0202-0002 Architecture General Student Tech Fee	0	0.00	0	0.00	0	0	0	45,400	45,400
TOTAL	0	0.00	0	0.00	0	0	0	78,400	78,400

UNL-Trust-Grant/Cont/Loan/End-718 Trust/Restricted

COST OBJECT	Dollar	FACULTY	NON FACULTY		EMPLOYEE BENEFITS	PERSONAL SERVICE CREDITS	TOTAL PERSONAL SERVICES	TOTAL OPERATING EXPENSES	TOTAL
		FTE	Dollar	FTE					
26-0201-0010001 FAIA Fund for Excellence	10,000	0.00	0	0.00	2,259	0	12,259	0	12,259
27-0201-0051001 NU FDN Bachman Prof Health Care 01126600	24,497	0.00	0	0.00	4,692	0	29,189	0	29,189
27-0205-0001001 Douglass Arch Prof - Potter	2,104	0.00	0	0.00	381	0	2,485	0	2,485
27-0206-0001001 Hyde Chair Of Planning	35,387	0.00	0	0.00	5,473	0	40,860	0	40,860
27-0208-0007001 Dr Lee & Dorothy Enright Endowed Profess	1,865	0.00	0	0.00	810	0	2,675	0	2,675

COST OBJECT LISTING BY SUB PROGRAM
 2023-2024 GENERAL OPERATING BUDGET
 UNIVERSITY OF NEBRASKA - LINCOLN
 Excluding IANR and NCTA

SUBPROGRAM #/NAME: 02 College of Architecture

TOTAL		73,853	0.00	0	0.00	13,615	0	87,468	0	87,468
UNL-Auxiliary-719 Auxiliaries & Services/Restricted										
COST OBJECT	Dollar	FACULTY FTE	NON FACULTY Dollar	FTE	EMPLOYEE BENEFITS	PERSONAL SERVICE CREDITS	TOTAL PERSONAL SERVICES	TOTAL OPERATING EXPENSES	TOTAL	
23-0202-0001 Arch Gen-Media Center	0	0.00	16,000	1.00	111	0	16,111	59,000	75,111	
23-0205-0001 Arch-High School Workshop	0	0.00	0	0.00	0	0	0	14,000	14,000	
TOTAL	0	0.00	16,000	1.00	111	0	16,111	73,000	89,111	
SUB PROGRAM TOTAL		3,190,984	28	1,091,485	18	833,323	0	5,115,792	183,232	5,299,024

SUBPROGRAM #/NAME: 05 College of Arts and Sciences

UNL-State General Fund-711 State & University Generated/Unrestricted

COST OBJECT	Dollar	FACULTY FTE	NON FACULTY Dollar	FTE	EMPLOYEE BENEFITS	PERSONAL SERVICE CREDITS	TOTAL PERSONAL SERVICES	TOTAL OPERATING EXPENSES	TOTAL	
21-0501-0001 Dean Arts & Sciences	37,172	0.50	2,594,051	31.45	730,788	0	3,362,011	-38,582	3,323,429	
21-0501-5701 Staff Dev/Sal/misc-oper & spprt Dist Ed	0	0.00	208,817	4.62	40,193	0	249,010	0	249,010	
21-0502-0001 Arts & Science General	3,450,669	0.00	1,289,227	0.00	3,660	0	4,743,556	448,637	5,192,193	
21-0502-5701 A&S Gen-Distance Ed	430,335	0.00	0	0.00	0	0	430,335	1,003,666	1,434,001	
21-0503-0001 OldH Business Co-op	0	0.00	501,942	8.83	126,736	0	628,678	0	628,678	
21-0503-0002 Pound Business Cooperative	0	0.00	236,175	5.00	80,396	0	316,571	0	316,571	
21-0503-0003 BPAC Business Center	0	0.00	708,934	15.19	269,975	0	978,909	0	978,909	
21-0503-5703 BPAC Business Center Dist Ed	0	0.00	65,035	1.81	869	0	65,904	0	65,904	
21-0506-0001 School Of Biological Sci	3,601,048	31.59	1,325,223	6.57	1,246,023	0	6,172,294	239,456	6,411,750	
21-0506-0002 School Of Biological Sci	0	0.00	19,213	0.33	10,152	0	29,365	35,531	64,896	
21-0506-5104 POE Bio Sci-Init Ecol/Evol Analysis	91,697	0.92	108,047	0.00	0	0	199,744	0	199,744	
21-0507-0001 Ethnic Studies	781,239	8.33	89,103	0.60	233,171	0	1,103,513	17,600	1,121,113	
21-0508-0001 Center For Biotechnology	0	0.00	0	0.00	0	0	0	28,425	28,425	
21-0509-0001 Chemistry-Operations	2,352,765	20.11	1,565,134	4.80	870,912	0	4,788,811	249,048	5,037,859	
21-0509-0002 Electronic Shop	0	0.00	30,482	0.40	10,604	0	41,086	0	41,086	
21-0509-0003 Chemistry Deptl Research Support	107,165	0.96	3,512	0.00	35,215	0	145,892	0	145,892	
21-0509-0007 Chem-Instrument Shop	0	0.00	77,500	1.34	16,919	0	94,419	0	94,419	
21-0510-0001 Classics	773,755	8.50	77,875	1.60	266,582	0	1,118,212	18,400	1,136,612	
21-0512-0001 English	3,353,478	31.72	948,078	4.45	1,228,092	0	5,529,648	92,178	5,621,826	
21-0512-0004 English-Film Studies Support	0	0.00	0	0.00	0	0	0	1,500	1,500	
21-0512-0018 Humanities on the Edge	0	0.00	0	0.00	0	0	0	2,000	2,000	
21-0512-0019 Digital Humanities Certification Program	0	0.00	0	0.00	0	0	0	500	500	
21-0512-5101 POE English-Cather Studies	207,978	1.61	0	0.00	0	0	207,978	1,829	209,807	
21-0512-5110 POE English-Digital Rsch	109,636	1.00	0	0.00	0	0	109,636	0	109,636	
21-0512-5111 POE Engl-Fac Leadership Writing Init	65,709	0.51	0	0.00	0	0	65,709	0	65,709	
21-0512-5757 Writing Cntr Assoc Director Benefits Dis	0	0.00	42,436	1.00	15,925	0	58,361	0	58,361	
21-0514-0001 Geosciences	1,504,485	14.54	452,516	3.57	593,565	0	2,550,566	59,074	2,609,640	
21-0515-0001 Cnt Biological Chemistry	0	0.00	64,880	1.88	9,304	0	74,184	1,600	75,784	
21-0516-0001 History	1,984,502	17.66	313,332	2.60	631,669	0	2,929,503	44,400	2,973,903	
21-0517-0001 Mathematics	2,993,206	26.58	1,160,560	3.60	1,160,566	0	5,314,332	69,520	5,383,852	
21-0518-0001 Modern Languages	1,459,206	16.93	525,905	2.60	692,547	0	2,677,658	55,022	2,732,680	
21-0518-0009 Mod Lang-Research Support	0	0.00	0	0.00	0	0	0	2,285	2,285	
21-0518-5701 Mod Lang-Distance Ed	60,157	1.00	0	0.00	9,253	0	69,410	0	69,410	
21-0519-0001 Philosophy	960,378	8.90	241,899	0.60	300,274	0	1,502,551	22,830	1,525,381	
21-0520-0001 Center on Children Families Law	0	0.00	136,212	0.75	27,101	0	163,313	4,307	167,620	
21-0521-0001 Physics And Astronomy	3,036,647	24.41	536,383	0.80	849,319	0	4,422,349	94,707	4,517,056	
21-0521-0003 Physics-Instru Support	76,074	1.00	0	0.00	25,380	0	101,454	0	101,454	
21-0521-0005 Physics And Astronomy Physics Shops	0	0.00	104,775	1.48	53,015	0	157,790	0	157,790	

COST OBJECT LISTING BY SUB PROGRAM
 2023-2024 GENERAL OPERATING BUDGET
 UNIVERSITY OF NEBRASKA - LINCOLN
 Excluding IANR and NCTA

SUBPROGRAM #/NAME: 05 College of Arts and Sciences

UNL-State General Fund-711 State & University Generated/Unrestricted

COST OBJECT	Dollar	FACULTY	NON FACULTY		EMPLOYEE BENEFITS	PERSONAL SERVICE CREDITS	TOTAL PERSONAL SERVICES	TOTAL OPERATING EXPENSES	TOTAL	
		FTE	Dollar	FTE						
21-0521-0010	Physics-Chemistry Machine Shop	0	0.00	148,552	2.57	32,423	0	180,975	0	180,975
21-0521-5101	POE Physics-AMO Physics	167,215	1.21	66,760	0.00	0	0	233,975	26,500	260,475
21-0521-5102	Binek NANOSCALE SCI POE	447,999	2.32	97,206	0.38	0	0	545,205	103,126	648,331
21-0521-5112	Nanomaterials POE	96,639	0.93	0	0.00	0	0	96,639	0	96,639
21-0522-0001	Political Science	1,567,050	13.83	308,069	1.60	564,357	0	2,439,476	36,900	2,476,376
21-0522-5103	POE-Pol Sci-Water Initiative	42,390	0.41	0	0.00	0	0	42,390	0	42,390
21-0522-5702	Pol Sci-Natl Security Educ & Rsch Prog	88,530	0.93	0	0.00	13,347	0	101,877	0	101,877
21-0523-0001	Psychology	2,923,028	26.08	449,045	1.28	835,643	0	4,207,716	73,987	4,281,703
21-0523-5102	POE Law & Psychology	35,894	0.23	0	0.00	0	0	35,894	0	35,894
21-0523-5701	Psych-Distance Ed	83,351	0.97	0	0.00	4,328	0	87,679	0	87,679
21-0524-0001	Sociology	1,385,746	12.40	435,948	2.60	486,614	0	2,308,308	34,090	2,342,398
21-0524-0006	Soc-Bureau Sociological Rsch	0	0.00	32,699	0.57	4,950	0	37,649	0	37,649
21-0524-5102	POE Soc-Falci/Goosby	111,663	0.86	27,852	0.00	0	0	139,515	3,300	142,815
21-0525-0001	Communication Studies	716,910	7.40	311,876	0.60	342,574	0	1,371,360	20,013	1,391,373
21-0525-0002	Comm Studies-Debate	0	0.00	0	0.00	0	0	0	22,444	22,444
21-0526-0001	Center Great Plains Study	0	0.00	74,633	1.89	53,986	0	128,619	36,782	165,401
21-0528-0001	Nat Res Sci-A/S	0	0.00	0	0.00	0	0	0	2,758	2,758
21-0529-0001	Environmental Studies	0	0.00	2,400	0.00	10,934	0	13,334	7,040	20,374
21-0534-0001	Judaic Studies	0	0.00	8,266	0.25	3,265	0	11,531	2,081	13,612
21-0536-0001	Center for Science/Math/Comp Ed	40,208	0.45	36,492	0.51	35,764	0	112,464	28,021	140,485
21-0536-5101	Math & Science Teachers for 21st Century	106,352	0.84	179,781	2.45	0	0	286,133	12,000	298,133
21-0536-5102	NebraskaSCIENCE PoE	45,104	0.46	63,280	0.65	0	0	108,384	19,949	128,333
21-0537-0001	Women's Studies - WS	164,891	1.80	46,488	0.11	66,994	0	278,373	22,009	300,382
21-0537-5102	POE-Womens and Gender Studies-WRIT	24,479	0.19	24,460	0.19	0	0	48,939	0	48,939
21-0540-0001	Human Rights/Human Diversity	33,578	0.49	3,000	0.00	6,509	0	43,087	0	43,087
21-0545-0001	Plant Science-A&S	126,065	0.94	2,454	0.25	27,014	0	155,533	53,960	209,493
21-0553-0001	SGIS	1,352,110	15.41	343,033	7.53	468,673	0	2,163,816	34,307	2,198,123
21-0590-0001	Cr English as Second Language	156,772	12.84	0	0.00	93,036	0	249,808	0	249,808
TOTAL	37,153,275	317.76	16,089,540	129.30	12,588,616	0	65,831,431	2,993,200	68,824,631	

UNL-State General Fund-711 Revolving/Designated

COST OBJECT	Dollar	FACULTY	NON FACULTY		EMPLOYEE BENEFITS	PERSONAL SERVICE CREDITS	TOTAL PERSONAL SERVICES	TOTAL OPERATING EXPENSES	TOTAL	
		FTE	Dollar	FTE						
22-0501-0001	Student Tech Revl-A&S Dean's Office	0	0.00	141,781	3.28	54,387	0	196,168	0	196,168
22-0501-0011	A&S NSE Misc Operations	0	0.00	27,330	0.55	6,762	0	34,092	0	34,092
22-0503-0001	OldH Bus Co-op Srvc Ctr	0	0.00	11,387	0.17	0	0	11,387	0	11,387
22-0506-0006	SBS Royalties	0	0.00	0	0.00	0	0	0	4,000	4,000
22-0509-0005	Chemistry Revolving	0	0.00	0	0.00	0	0	0	102,611	102,611
22-0509-0007	Chemistry-Scientific Shops	0	0.00	8,133	0.11	2,416	0	10,549	15,000	25,549
22-0509-0008	Chemistry Laboratory Fees	0	0.00	52,608	1.39	14,864	0	67,472	70,728	138,200
22-0509-0019	Molecular Analysts & Characterization Fa	4,464	0.04	87,853	1.00	12,714	0	105,031	125,334	230,365
22-0512-0002	Prairie Schooner Operations	0	0.00	18,596	0.40	1,502	0	20,098	0	20,098
22-0512-0005	English-Lab Fees	0	0.00	0	0.00	0	0	0	10,000	10,000
22-0512-0008	English NWP In-Service Pgm	0	0.00	0	0.00	0	0	0	1,500	1,500
22-0512-0009	English-Writing Workshops	0	0.00	0	0.00	0	0	0	27,000	27,000
22-0512-1003	Prairie Schooner Book Prize	0	0.00	15,759	0.50	447	0	16,206	15,000	31,206
22-0512-1004	Special Purpose	0	0.00	0	0.00	0	0	0	3,300	3,300
22-0512-1005	Grad Student Support	0	0.00	0	0.00	0	0	0	11,000	11,000
22-0514-0006	Geosciences Lab Fees	0	0.00	0	0.00	0	0	0	14,420	14,420
22-0515-0001	Biochemistry-Lab Fees	0	0.00	0	0.00	0	0	0	9,000	9,000

COST OBJECT LISTING BY SUB PROGRAM
 2023-2024 GENERAL OPERATING BUDGET
 UNIVERSITY OF NEBRASKA - LINCOLN
 Excluding IANR and NCTA

SUBPROGRAM #/NAME: 05 College of Arts and Sciences

UNL-State General Fund-711 Revolving/Designated

COST OBJECT	Dollar	FACULTY	NON FACULTY		EMPLOYEE BENEFITS	PERSONAL	TOTAL	TOTAL	TOTAL
		FTE	Dollar	FTE		SERVICE CREDITS	PERSONAL SERVICES	OPERATING EXPENSES	
22-0516-0002	History Royalties	0	0.00	0	0.00	0	0	10,000	10,000
22-0517-0005	Mathematics-Math Day	0	0.00	0	0.00	0	0	7,500	7,500
22-0517-0006	Math-Lab Fees	0	0.00	43,833	0.00	234	0	44,067	2,687
22-0518-0004	Modern Languages Laboratory Fees	0	0.00	0	0.00	0	0	6,315	6,315
22-0518-0006	Mod Lang-Czech Language Program	65,909	1.00	0	0.00	25,404	0	91,313	0
22-0520-0022	CCFL Service Center	0	0.00	301,524	5.25	48,501	0	350,025	0
22-0521-0001	Physics And Astronomy Physics Services	0	0.00	0	0.00	0	0	11,264	11,264
22-0521-0003	Physics-Revlg Activ	0	0.00	0	0.00	0	0	15,867	15,867
22-0521-0005	Electronics Shops	0	0.00	37,817	0.52	43,037	0	80,854	38,495
22-0521-0006	Physics & Astronomy-Joint Instr Shop	0	0.00	57,814	1.08	68,909	0	126,723	0
22-0521-0007	Physics And Astronomy Laboratory Fees	0	0.00	0	0.00	0	0	8,528	8,528
22-0523-0001	Psych-Clinical Training Pgm	0	0.00	255,003	18.00	0	0	255,003	134,014
22-0523-0002	Psychology Psychological Development	0	0.00	2,136	0.20	0	0	2,136	17,374
22-0523-0003	Psych-Consultation Ctr	0	0.00	102,252	3.04	4,309	0	106,561	24,000
22-0523-0004	Psychology - Law/Psychological Dev	0	0.00	24,774	0.00	0	0	24,774	12,694
22-0523-0006	Psychology Laboratory Fees	0	0.00	13,686	0.00	20	0	13,706	4,480
22-0524-0001	Sociology Burea Soc Research - Rev	0	0.00	1,193,289	29.85	239,009	0	1,432,298	7,793
22-0524-0003	Sociology-Lab Fees	0	0.00	0	0.00	0	0	1,000	1,000
22-0525-0001	Comm Studies-Speech Whshp Revlg	0	0.00	0	0.00	0	0	36,000	36,000
22-0525-0002	Communications - Lab Fees	0	0.00	20,127	1.32	6,331	0	26,458	2,000
22-0590-0001	Intensive English Program	180,580	5.00	146,109	2.35	55,462	0	382,151	53,208
TOTAL	250,953	6.04	2,561,811	69.01	584,308	0	3,397,072	802,112	4,199,184

UNL-Federal Letter of Credit-716 Federal/Restricted

COST OBJECT	Dollar	FACULTY	NON FACULTY		EMPLOYEE BENEFITS	PERSONAL	TOTAL	TOTAL	TOTAL
		FTE	Dollar	FTE		SERVICE CREDITS	PERSONAL SERVICES	OPERATING EXPENSES	
24-0520-0308001	DHHS Quailty Improvement Center year 5	244,127	2.00	42,893	1.00	31,245	0	318,265	0
24-0523-0100001	NIH Interoceptive Conditioning-Nicotine	5,681	0.07	0	0.00	22,453	0	28,134	0
24-0523-0205001	NIH RCT of a Combined MI Intervention	0	0.00	46,350	1.00	37,235	0	83,585	0
24-0551-0002201	NIH CIBC Phase 2 Core Admn	0	0.00	77,250	1.00	35,496	0	112,746	0
24-0552-0001501	NIH RDAR Admin YR 5	0	0.00	147,705	2.13	10,423	0	158,128	0
24-0552-0001502	NIH RDAR Longitudinl Ntwrks Core - YR 5	90,661	1.00	54,849	1.00	20,560	0	166,070	0
24-0552-0001506	NIH RDAR Wakabayashi - YR 5	59,525	1.00	0	0.00	12,167	0	71,692	0
24-0552-0004001	NIH ARDEN	0	0.00	86,767	2.00	30,665	0	117,432	0
24-0552-0006001	DHHS Street Experiences Affect & Coping	0	0.00	49,754	1.00	17,373	0	67,127	0
TOTAL	399,994	4.07	505,568	9.13	217,617	0	1,123,179	0	1,123,179

UNL-Federal Advance-717 Federal/Restricted

COST OBJECT	Dollar	FACULTY	NON FACULTY		EMPLOYEE BENEFITS	PERSONAL	TOTAL	TOTAL	TOTAL
		FTE	Dollar	FTE		SERVICE CREDITS	PERSONAL SERVICES	OPERATING EXPENSES	
25-0506-0207001	NSF CAREER: Structure & Resilience	58,413	1.00	0	0.00	14,171	0	72,584	0
25-0506-0223001	NSF Double-Strand Break	0	0.00	39,182	1.00	31,685	0	70,867	0
25-0520-0045001	HUD FY20 Lincoln YHDP Coord Entry	0	0.00	110,009	2.00	11,926	0	121,935	0
25-0520-0046001	HUD FY20 Lincoln YHDP HMIS	0	0.00	105,000	2.00	4,124	0	109,124	0
25-0520-0049001	HUD FY21 NE BOS HMIS 22-23	0	0.00	181,517	2.75	21,748	0	203,265	0
25-0520-0050001	IRS VITA Lincoln Virtual Year 3	0	0.00	61,447	1.00	6,694	0	68,141	0
25-0521-0230001	DOE LaserNet US FY21	0	0.00	199,195	3.00	100,689	0	299,884	0
25-0521-0233001	NSF NNCI NE Facility NNF	150,765	2.00	26,000	0.50	105,580	0	282,345	0
25-0521-0238008	NSF RII Track-EQUATE DOWBEN	67,000	1.00	0	0.00	20,612	0	87,612	0
25-0521-0244228	NSF US CMS ComOpsOpSupp 21.2023.5.3.1	86,900	1.00	0	0.00	5,209	0	92,109	0

COST OBJECT LISTING BY SUB PROGRAM
 2023-2024 GENERAL OPERATING BUDGET
 UNIVERSITY OF NEBRASKA - LINCOLN
 Excluding IANR and NCTA

SUBPROGRAM #/NAME: 05 College of Arts and Sciences

UNL-Federal Advance-717 Federal/Restricted

COST OBJECT	Dollar	FACULTY	NON FACULTY		EMPLOYEE BENEFITS	PERSONAL	TOTAL	TOTAL	TOTAL
		FTE	Dollar	FTE		SERVICE CREDITS	PERSONAL SERVICES	OPERATING EXPENSES	
25-0536-0050001 NSF STEM Connect	0	0.00	42,341	0.75	14,136	0	56,477	0	56,477
25-0536-0057001 NSF PROSPECT S-STEM	40,164	0.30	0	0.00	8,930	0	49,094	0	49,094
25-0536-0058001 NSF Smartphone Sims	0	0.00	40,170	0.75	9,041	0	49,211	0	49,211
25-0536-0059001 NSF ACT UP Math	52,326	0.60	0	0.00	4,937	0	57,263	0	57,263
25-0536-0062001 NSF NIC Transform Scale Up	13,388	0.10	0	0.00	8,873	0	22,261	0	22,261
TOTAL	468,956	6.00	804,861	13.75	368,355	0	1,642,172	0	1,642,172

UNL-Trust-Grant/Cont/Loan/End-718 Trust/Restricted

COST OBJECT	Dollar	FACULTY	NON FACULTY		EMPLOYEE BENEFITS	PERSONAL	TOTAL	TOTAL	TOTAL
		FTE	Dollar	FTE		SERVICE CREDITS	PERSONAL SERVICES	OPERATING EXPENSES	
26-0502-0009011 NE MILITARY DEPT 23FY GIS IGIS	0	0.00	51,942	1.00	7,860	0	59,802	0	59,802
26-0502-0014006 NE MILITARY DEPT FY23 Flora & Fauna	0	0.00	42,436	1.00	2,408	0	44,844	0	44,844
26-0509-0195003 NSRI Medical Countermeasure 2 Dussault	0	0.00	20,160	0.60	19,990	0	40,150	0	40,150
26-0512-0014001 Hillegass/Othmer Chair-Price; K	7,500	0.00	0	0.00	0	0	7,500	0	7,500
26-0512-0015001 Othmer Match for Hillegass Fd-Price; Ken	7,500	0.00	0	0.00	0	0	7,500	0	7,500
26-0512-0107001 MELLON FDN Online Portal on African Poet	0	0.00	22,309	0.50	14,057	0	36,366	0	36,366
26-0516-0010001 Thompson/Othmer Prof-Borstelmann; Thomas	5,000	0.00	0	0.00	0	0	5,000	0	5,000
26-0516-0011001 Othmer Match for Thompson Fd-Borstelmann	5,000	0.00	0	0.00	2,042	0	7,042	0	7,042
26-0516-0018001 Angle/Othmer Prof-Thomas	5,000	0.00	0	0.00	0	0	5,000	0	5,000
26-0516-0019001 Othmer Match for Angle Fund-Thomas	5,000	0.00	0	0.00	2,157	0	7,157	0	7,157
26-0516-0019002 Othmer Match for Operating-Thomas	0	0.00	3,693	0.10	1,014	0	4,707	0	4,707
26-0517-0127001 Howard Rowlee Jr Fund for Math Research	13,388	0.10	0	0.00	942	0	14,330	0	14,330
26-0517-0197001 Olson Chair-Radu	5,000	0.00	0	0.00	0	0	5,000	0	5,000
26-0518-0002001 Kawasaki Reading Room	0	0.00	54,164	1.00	24,618	0	78,782	0	78,782
26-0518-0022001 Olson Chair/Gonzalez-Allende	5,000	0.00	0	0.00	0	0	5,000	0	5,000
26-0519-0002001 Chambers/Othmer Prof-Henderson	1,500	0.00	0	0.00	0	0	1,500	0	1,500
26-0519-0003001 Othmer Match for Chambers Fund-Henderson	1,500	0.00	0	0.00	843	0	2,343	0	2,343
26-0519-0004001 Chambers/Othmer Prof-Brunero	3,000	0.00	0	0.00	0	0	3,000	0	3,000
26-0519-0005001 Othmer Match for Chambers Fund-Brunero	3,000	0.00	0	0.00	1,698	0	4,698	0	4,698
26-0520-0239001 Sherwood Fnd Children's Justice Clinic	0	0.00	231,112	3.00	29,496	0	260,608	0	260,608
26-0520-0254004 NE DHHS Training Extension Year 6	81,947	0.68	1,104,845	17.50	164,988	0	1,351,780	0	1,351,780
26-0520-0315003 WISCONSIN DHHS - DCF Parents Renewal 2	68,724	1.00	0	0.00	3,020	0	71,744	0	71,744
26-0520-0339003 NE DHHS NHAP C/S NE-BOS Plan 23-24	0	0.00	54,000	1.00	182	0	54,182	0	54,182
26-0520-0358001 SHERWOOD 2022-2024 NRPVYC	0	0.00	635,780	10.00	110,700	0	746,480	0	746,480
26-0520-0365002 NE DHHS New Worker Training Jan-Dec 23	55,875	0.49	631,768	11.00	90,441	0	778,084	0	778,084
26-0520-0388001 NDE 2024 NYC Conf support Year 1	0	0.00	38,526	1.00	4,522	0	43,048	0	43,048
26-0520-0392001 NDE IFSP Web & EDN Online 22-23	0	0.00	231,633	3.00	12,397	0	244,030	0	244,030
26-0520-0403001 SHERWOOD VITA Expansion	0	0.00	40,236	1.00	5,212	0	45,448	0	45,448
26-0521-0054001 Olson / Othmer Prof-Umstadter	7,500	0.00	0	0.00	0	0	7,500	0	7,500
26-0521-0055001 Othmer Match for Olson Fund-Umstadter	7,500	0.00	0	0.00	2,701	0	10,201	0	10,201
26-0521-0189001 Fermi Lab LHC CMS Detector Upgrade	0	0.00	63,778	1.00	60	0	63,838	0	63,838
26-0521-0196001 Wisc Univ Magnetic Field Ctrl Ionic Bond	53,931	1.00	0	0.00	7,284	0	61,215	0	61,215
26-0522-0027001 Olson Chair-Kevin Smith	10,000	0.00	0	0.00	0	0	10,000	0	10,000
26-0523-0140001 Clinical Psych Ed Partnership Cont FY17	0	0.00	4,177	0.04	6,697	0	10,874	0	10,874
26-0523-0170001 Georgia St Promoting Prosocial Behavior	0	0.00	76,484	2.00	22,471	0	98,955	0	98,955
26-0524-0120001 Olson Chair-Kristen Olson	5,000	0.00	0	0.00	0	0	5,000	0	5,000
26-0525-0016001 Olson Chair-Jordan Soliz	5,000	0.00	0	0.00	0	0	5,000	0	5,000
26-0526-0052001 Othmer NEH Plains Humanities Alliance	0	0.00	68,958	1.00	16,858	0	85,816	0	85,816
27-0502-0005125 CAS Experiential Learning and Career Ctr	0	0.00	94,502	2.00	15,362	0	109,864	0	109,864
27-0509-0045001 Hewett University Prof-Hage	15,000	0.00	0	0.00	0	0	15,000	0	15,000

COST OBJECT LISTING BY SUB PROGRAM
 2023-2024 GENERAL OPERATING BUDGET
 UNIVERSITY OF NEBRASKA - LINCOLN
 Excluding IANR and NCTA

SUBPROGRAM #/NAME: 05 College of Arts and Sciences

UNL-Trust-Grant/Cont/Loan/End-718 Trust/Restricted

COST OBJECT	Dollar	FACULTY	NON FACULTY		EMPLOYEE BENEFITS	PERSONAL	TOTAL	TOTAL	TOTAL
		FTE	Dollar	FTE		SERVICE CREDITS	PERSONAL SERVICES	OPERATING EXPENSES	
27-0509-0200001 Lucile R Hac Chair Fund	10,000	0.00	0	0.00	0	0	10,000	0	10,000
27-0509-0230001 Dewey-Kelly Dist Prof of Chemistry-Kautz	10,000	0.00	0	0.00	0	0	10,000	0	10,000
27-0510-0005001 Charles Mach Professor-Turner	5,000	0.00	0	0.00	0	0	5,000	0	5,000
27-0510-0016001 Hymen Rosenberg Prof-Burnett	5,000	0.00	0	0.00	0	0	5,000	0	5,000
27-0512-0002001 Adele Hall College Prof-Agee; Jonis	10,000	0.00	0	0.00	0	0	10,000	0	10,000
27-0512-0009001 Holmes Distinguished Prof-Behrendt	15,000	0.00	0	0.00	0	0	15,000	0	15,000
27-0512-0012001 J Ryan Prof Film Studies- Dixon; Wheeler	7,500	0.00	0	0.00	0	0	7,500	0	7,500
27-0512-0015001 Luschei Editorship Prairie SchoonerDawes	10,000	0.00	0	0.00	0	0	10,000	0	10,000
27-0512-0064001 Earl Avitt Fund	0	0.00	32,480	0.75	3,521	0	36,001	0	36,001
27-0512-0105001 Sunita Jain Literary Award Fund	15,000	0.00	0	0.00	0	0	15,000	0	15,000
27-0512-0119001 Adele Hall College Prof-Stenberg	5,000	0.00	0	0.00	0	0	5,000	0	5,000
27-0514-0006001 T Mylan Stout College Prof-Harwood	7,500	0.00	0	0.00	0	0	7,500	0	7,500
27-0514-0107001 George Holmes University Professor-Fritz	15,000	0.00	0	0.00	0	0	15,000	0	15,000
27-0516-0002001 Rosenberg Prof Judaic St-G. Steinacher	5,000	0.00	0	0.00	0	0	5,000	0	5,000
27-0516-0004001 James L Sellers College Prof-Coble	10,000	0.00	0	0.00	0	0	10,000	0	10,000
27-0516-0006001 Thomas C Sorensen Prof-Winkle; K.	10,000	0.00	0	0.00	0	0	10,000	0	10,000
27-0516-0009001 Samuel Clark Waugh Prof-Ambrosius	7,500	0.00	0	0.00	0	0	7,500	0	7,500
27-0516-0012001 Varner Professorship-Burnett	10,000	0.00	0	0.00	0	0	10,000	0	10,000
27-0516-0013001 Thompson Fund Prof-Burnett	5,000	0.00	0	0.00	0	0	5,000	0	5,000
27-0516-0030001 James A Rawley Prof in History	15,000	0.00	0	0.00	0	0	15,000	0	15,000
27-0516-0045001 Charles & Linda Wilson Professorship	10,000	0.00	0	0.00	0	0	10,000	0	10,000
27-0516-0052001 Charles Mach Prof-Jacobs	15,000	0.00	0	0.00	0	0	15,000	0	15,000
27-0516-0058001 Happold Prof-Jones; Jeannette	10,000	0.00	0	0.00	2,015	0	12,015	0	12,015
27-0517-0003001 Mohr College Professor-Lahiri; P.	13,000	0.00	0	0.00	0	0	13,000	0	13,000
27-0518-0011001 Harold E. Spencer Prof-Balasubramanian	5,000	0.00	0	0.00	0	0	5,000	0	5,000
27-0521-0021001 George Holmes Univ Prof-Tsymbol	15,000	0.00	0	0.00	0	0	15,000	0	15,000
27-0521-0031001 Charles Mach Prof-Gruverman	15,000	0.00	0	0.00	2,274	0	17,274	0	17,274
27-0522-0005001 Foundation Regents Univ Prof-Hibbing; J.	5,000	0.00	0	0.00	0	0	5,000	0	5,000
27-0523-0004001 Happold Fund	5,000	0.00	0	0.00	686	0	5,686	0	5,686
27-0523-0085001 Thompson Chancellor Prof-Molfese	15,000	0.00	0	0.00	0	0	15,000	0	15,000
27-0524-0004001 Happold Fund	5,000	0.00	0	0.00	885	0	5,885	0	5,885
27-0525-0023001 Jere McGaffey Director of Debate Foundat	65,196	1.00	0	0.00	13,098	0	78,294	0	78,294
27-0526-0001001 Great Plains Studies-Operations Fund	0	0.00	87,294	2.00	21,705	0	108,999	0	108,999
27-0526-0008001 Great Plains Studies-Christlieb Gallery	0	0.00	90,331	1.69	20,646	0	110,977	0	110,977
27-0534-0009001 Schlesinger Prof-Kohen; Ariel	7,500	0.00	0	0.00	0	0	7,500	0	7,500
27-0534-0013001 Norman & Bernice Harris Ctr for Judaic S	50,000	1.00	0	0.00	2,261	0	52,261	0	52,261
27-0540-0007001 Hitchcock Family Chair in HRHA Stipend	10,000	0.00	0	0.00	2,159	0	12,159	0	12,159
27-0553-0003001 Happold Professorship	10,000	0.00	0	0.00	2,139	0	12,139	0	12,139
27-0553-0007001 Eloise Kruger Fund	0	0.00	3,624	0.09	2,942	0	6,566	0	6,566
TOTAL	811,061	5.27	3,684,232	62.26	644,351	0	5,139,644	0	5,139,644

UNL-Auxiliary-719 Auxiliaries & Services/Restricted

COST OBJECT	Dollar	FACULTY	NON FACULTY		EMPLOYEE BENEFITS	PERSONAL	TOTAL	TOTAL	TOTAL
		FTE	Dollar	FTE		SERVICE CREDITS	PERSONAL SERVICES	OPERATING EXPENSES	
23-0506-0001 Cedar Point Biological Station	0	0.00	33,706	1.00	14,110	0	47,816	58,816	106,632
TOTAL	0	0.00	33,706	1.00	14,110	0	47,816	58,816	106,632
SUB PROGRAM TOTAL	39,084,239	339	23,679,718	284	14,417,357	0	77,181,314	3,854,128	81,035,442

SUBPROGRAM #/NAME: 06 College of Business Administration

COST OBJECT LISTING BY SUB PROGRAM
 2023-2024 GENERAL OPERATING BUDGET
 UNIVERSITY OF NEBRASKA - LINCOLN
 Excluding IANR and NCTA

SUBPROGRAM #/NAME: 06 College of Business Administration

UNL-State General Fund-711 State & University Generated/Unrestricted

COST OBJECT	Dollar	FACULTY	NON FACULTY		EMPLOYEE BENEFITS	PERSONAL SERVICE CREDITS	TOTAL PERSONAL SERVICES	TOTAL OPERATING EXPENSES	TOTAL
		FTE	Dollar	FTE					
21-0601-0001 College of Business Dean	436,814	0.00	1,682,280	16.70	374,921	0	2,494,015	52,476	2,546,491
21-0601-5102 POE Nebraska Center for Entrepreneurship	54,777	0.40	87,831	0.60	0	0	142,608	0	142,608
21-0601-5701 CoB Dean Distance Ed	4,237,100	22.36	0	0.00	1,287,704	0	5,524,804	1,437,162	6,961,966
21-0601-5702 CoB Offutt Distance Ed	0	0.00	69,000	1.00	212,888	0	281,888	1,423,877	1,705,765
21-0602-0001 College of Business General	0	0.00	0	0.00	0	0	0	785,989	785,989
21-0602-5801 CoB Differential Tuition	4,456,083	14.87	1,624,441	25.06	0	0	6,080,524	0	6,080,524
21-0605-0001 Bureau Business Research	0	0.00	86,535	2.66	6,404	0	92,939	0	92,939
21-0606-0001 School Of Accountancy	3,130,589	13.49	343,746	6.10	633,316	0	4,107,651	0	4,107,651
21-0607-0001 Economics	1,424,125	10.10	285,405	5.95	403,851	0	2,113,381	0	2,113,381
21-0608-0001 Finance	2,096,057	9.00	399,263	5.60	481,644	0	2,976,964	0	2,976,964
21-0608-0002 Finance-Actuarial Science	266,947	2.00	0	0.00	73,639	0	340,586	0	340,586
21-0609-0001 Management	1,745,232	10.50	442,041	7.50	490,619	0	2,677,892	0	2,677,892
21-0609-0002 Management Center For Economic Inov	0	0.00	38,483	0.63	0	0	38,483	27,676	66,159
21-0609-5101 POE Management-Building Leadership	0	0.00	173,924	0.84	0	0	173,924	0	173,924
21-0610-0001 Marketing	1,085,672	6.30	297,342	5.05	258,146	0	1,641,160	0	1,641,160
21-0610-0002 Marketing Rural Economy	0	0.00	59,005	2.76	10,279	0	69,284	6,581	75,865
21-0611-0001 Economics Education	0	0.00	923	0.00	0	0	923	0	923
21-0611-0002 Econ Educ-Ne Council Econ Educ	46,257	0.51	0	0.00	9,732	0	55,989	0	55,989
21-0614-0001 SCMA-Supply Chain Management & Analytics	1,595,424	9.00	49,350	1.00	315,432	0	1,960,206	0	1,960,206
TOTAL	20,575,077	98.53	5,639,569	81.44	4,558,575	0	30,773,221	3,733,761	34,506,982

UNL-State General Fund-711 Revolving/Designated

COST OBJECT	Dollar	FACULTY	NON FACULTY		EMPLOYEE BENEFITS	PERSONAL SERVICE CREDITS	TOTAL PERSONAL SERVICES	TOTAL OPERATING EXPENSES	TOTAL
		FTE	Dollar	FTE					
22-0601-0001 Executive Education	0	0.00	68,609	1.00	23,486	0	92,095	94,238	186,333
22-0601-0002 Tax Institute	0	0.00	9,641	0.55	0	0	9,641	350,000	359,641
22-0602-0001 CoB Student Tech Fees	0	0.00	0	0.00	0	0	0	160,000	160,000
22-0602-0002 CoB Course Fees	0	0.00	0	0.00	0	0	0	35,000	35,000
22-0602-0003 CoB Tech Solutions Center	0	0.00	0	0.00	0	0	0	75,000	75,000
22-0605-0001 Bureau Business Research Publications	0	0.00	114,184	1.50	744	0	114,928	7,000	121,928
TOTAL	0	0.00	192,434	3.05	24,230	0	216,664	721,238	937,902

UNL-Trust-Grant/Cont/Loan/End-718 Trust/Restricted

COST OBJECT	Dollar	FACULTY	NON FACULTY		EMPLOYEE BENEFITS	PERSONAL SERVICE CREDITS	TOTAL PERSONAL SERVICES	TOTAL OPERATING EXPENSES	TOTAL
		FTE	Dollar	FTE					
26-0606-0012001 Delmar Lienemann Sr Chair of Accountancy	45,000	0.00	0	0.00	0	0	45,000	0	45,000
26-0614-0012001 Stuart / Othmer Prof-Olson; David	16,000	0.00	0	0.00	0	0	16,000	0	16,000
26-0614-0013001 Othmer Match for Stuart Fd-Olson; David	16,000	0.00	0	0.00	0	0	16,000	0	16,000
27-0601-0018001 Stuart CBA Dean-Plowman	0	0.00	40,000	0.10	0	0	40,000	0	40,000
27-0606-0004001 Raymond C Dein College Prof-Smith; David	5,000	0.00	0	0.00	0	0	5,000	0	5,000
27-0606-0005001 Deloitte & Touche Col Prof-Smith; David	5,000	0.00	0	0.00	0	0	5,000	0	5,000
27-0606-0006001 KPMG/Peat Marwick Col Prof-Crabtree	5,000	0.00	0	0.00	0	0	5,000	0	5,000
27-0606-0010001 BKD LLC College Prof-Shoemaker	20,000	0.00	0	0.00	0	0	20,000	0	20,000
27-0607-0004001 Nelson College Professor-Fuess	25,000	0.00	0	0.00	0	0	25,000	0	25,000
27-0607-0007001 Baird Family Prof-Anderson; John	15,000	0.00	0	0.00	0	0	15,000	0	15,000
27-0607-0020001 Faulkner College Prof-Allgood	15,000	0.00	0	0.00	0	0	15,000	0	15,000
27-0607-0022001 Duane Acklie Prof-Balistreri	20,000	0.00	0	0.00	0	0	20,000	0	20,000
27-0607-0023001 John & Mable Hay Prof-Rosenbaum	15,000	0.00	0	0.00	0	0	15,000	0	15,000
27-0607-0024001 Othmer Yeutter Institute Chair	153,229	0.85	0	0.00	22,579	0	175,808	0	175,808
27-0608-0003001 V J Skutt Distinguished Prof - Rejda	10,000	0.00	0	0.00	0	0	10,000	0	10,000

COST OBJECT LISTING BY SUB PROGRAM
 2023-2024 GENERAL OPERATING BUDGET
 UNIVERSITY OF NEBRASKA - LINCOLN
 Excluding IANR and NCTA

SUBPROGRAM #/NAME: 06 College of Business Administration

UNL-Trust-Grant/Cont/Loan/End-718 Trust/Restricted

COST OBJECT	Dollar	FACULTY	NON FACULTY		EMPLOYEE BENEFITS	PERSONAL SERVICE CREDITS	TOTAL PERSONAL SERVICES	TOTAL OPERATING EXPENSES	TOTAL	
		FTE	Dollar	FTE						
27-0608-0008001	Faulkner College Prof-Ramsay	10,000	0.00	0	0.00	0	0	10,000	0	10,000
27-0608-0014001	Hayes Chair Actuarial Science-S Vagts	20,000	0.00	0	0.00	0	0	20,000	0	20,000
27-0608-0023001	Ameritas Actuarial Faculty Fellow-Vagts	15,000	0.00	0	0.00	0	0	15,000	0	15,000
27-0608-0025001	Paul C Burmeister Col Prof-Unlu	5,000	0.00	0	0.00	0	0	5,000	0	5,000
27-0608-0069001	NE Bankers Association Prof-Moser	5,000	0.00	0	0.00	0	0	5,000	0	5,000
27-0609-0007001	Entrepreneurship Development Fund	0	0.00	169,777	2.60	33,029	0	202,806	0	202,806
27-0610-0004001	Marshall College Prof-Saini	10,000	0.00	0	0.00	0	0	10,000	0	10,000
27-0610-0015001	W.W. Marshall Professorship #2-Kumar	5,000	0.00	0	0.00	0	0	5,000	0	5,000
27-0610-0060001	NRC Ctr for Sales Excellence	51,257	0.54	2,975	0.05	12,974	0	67,206	0	67,206
27-0611-0001001	Nebr Council On Economic Educ Fund	0	0.00	137,073	2.49	0	0	137,073	0	137,073
27-0611-0008001	NE Bankers Association Prof-Davidson	5,000	0.00	0	0.00	0	0	5,000	0	5,000
27-0613-0003001	NU Fdn Clftn Strgth Inst Fac Sup	61,998	0.49	223,191	3.51	67,215	0	352,404	0	352,404
TOTAL	553,484	1.88	573,016	8.75	135,797	0	1,262,297	0	1,262,297	

UNL-Auxiliary-719 Auxiliaries & Services/Restricted

COST OBJECT	Dollar	FACULTY	NON FACULTY		EMPLOYEE BENEFITS	PERSONAL SERVICE CREDITS	TOTAL PERSONAL SERVICES	TOTAL OPERATING EXPENSES	TOTAL	
		FTE	Dollar	FTE						
23-0602-0001	CoB Oxford Study Program	0	0.00	0	0.00	0	0	450,000	450,000	
TOTAL	0	0.00	0	0.00	0	0	0	450,000	450,000	
SUB PROGRAM TOTAL		21,128,561	100	6,405,019	93	4,718,602	0	32,252,182	4,904,999	37,157,181

SUBPROGRAM #/NAME: 07 College of Fine and Performing Arts

UNL-State General Fund-711 State & University Generated/Unrestricted

COST OBJECT	Dollar	FACULTY	NON FACULTY		EMPLOYEE BENEFITS	PERSONAL SERVICE CREDITS	TOTAL PERSONAL SERVICES	TOTAL OPERATING EXPENSES	TOTAL	
		FTE	Dollar	FTE						
21-0701-0001	Fine & Performing Arts-Dean's Office	0	0.00	1,094,418	14.00	330,526	0	1,424,944	-11,466	1,413,478
21-0702-0001	Fine & Performing Arts-General	178,293	0.00	83,452	0.00	9,235	0	270,980	153,404	424,384
21-0702-5102	POE FPA-Digital Media	0	0.00	60,043	2.24	0	0	60,043	0	60,043
21-0702-5701	Fine & Performing Arts-Distance Ed	0	0.00	16,843	0.00	3,954	0	20,797	53,624	74,421
21-0705-0001	Art-Dept Oper	1,752,887	20.00	450,208	8.80	654,356	0	2,857,451	34,757	2,892,208
21-0705-5701	Art History Distance Ed	0	0.00	9,487	0.20	6,496	0	15,983	30,741	46,724
21-0706-0001	GKSOM-Dept Oper	3,638,588	41.50	912,997	23.10	1,437,657	0	5,989,242	52,262	6,041,504
21-0706-5701	GKSOM-Music Distance Ed	0	0.00	0	0.00	0	0	0	25,764	25,764
21-0707-0001	Theatre Arts-Dept Oper	1,017,712	12.00	467,898	11.63	464,263	0	1,949,873	38,124	1,987,997
21-0707-0003	Theatre Arts-NE Rep Theatre	0	0.00	0	0.00	0	0	0	13,453	13,453
21-0707-5701	Theatre Arts Distance Ed	0	0.00	17,052	0.37	4,876	0	21,928	0	21,928
21-0709-0001	Carson Ctr for Emerg Media Arts-Oper	802,425	9.00	0	0.00	274,692	0	1,077,117	0	1,077,117
21-0709-5701	Carson Ctr for Emerg Media Arts-Dist Ed	0	0.00	223,523	1.00	41,964	0	265,487	52,373	317,860
TOTAL	7,389,905	82.50	3,335,921	61.34	3,228,019	0	13,953,845	443,036	14,396,881	

UNL-State General Fund-711 Revolving/Designated

COST OBJECT	Dollar	FACULTY	NON FACULTY		EMPLOYEE BENEFITS	PERSONAL SERVICE CREDITS	TOTAL PERSONAL SERVICES	TOTAL OPERATING EXPENSES	TOTAL	
		FTE	Dollar	FTE						
22-0702-0004	FPA Gen-Student Tech Fee	0	0.00	0	0.00	0	0	75,000	75,000	
22-0706-0005	GKSOM-Music/Opera Theatre	0	0.00	0	0.00	0	0	7,500	7,500	
22-0706-0006	GKSOM-Kimball Recital Hall	0	0.00	15,000	0.23	277	0	15,277	40,000	55,277
22-0706-0008	GKSOM-Band Wkshop/Clinics	0	0.00	0	0.00	0	0	85,000	85,000	

COST OBJECT LISTING BY SUB PROGRAM
2023-2024 GENERAL OPERATING BUDGET
UNIVERSITY OF NEBRASKA - LINCOLN
Excluding IANR and NCTA

SUBPROGRAM #/NAME: 07 College of Fine and Performing Arts

UNL-State General Fund-711 Revolving/Designated

COST OBJECT	Dollar	FACULTY		NON FACULTY		EMPLOYEE BENEFITS	PERSONAL SERVICE CREDITS	TOTAL PERSONAL SERVICES	TOTAL OPERATING EXPENSES	TOTAL
		FTE	Dollar	FTE	Dollar					
22-0706-0012	GKSOM-Summer Workshops	0	0.00	0	0.00	0	0	0	10,000	10,000
22-0706-0014	GKSOM-Athletic Bands	0	0.00	51,497	1.18	18,531	0	70,028	30,000	100,028
22-0707-0001	Theatre Arts - Productions	0	0.00	0	0.00	0	0	0	32,816	32,816
22-0707-0002	Theatre Arts-Revolving	0	0.00	6,581	0.99	0	0	6,581	54,985	61,566
22-0707-0004	Theatre Arts-School Productions	0	0.00	57,506	0.00	0	0	57,506	37,895	95,401
TOTAL		0	0.00	130,584	2.40	18,808	0	149,392	373,196	522,588

UNL-Trust-Grant/Cont/Loan/End-718 Trust/Restricted

COST OBJECT	Dollar	FACULTY		NON FACULTY		EMPLOYEE BENEFITS	PERSONAL SERVICE CREDITS	TOTAL PERSONAL SERVICES	TOTAL OPERATING EXPENSES	TOTAL
		FTE	Dollar	FTE	Dollar					
27-0702-7252107	HL College Professorship	12,000	0.00	0	0.00	0	0	12,000	0	12,000
27-0702-7252114	Dean's Professorship	0	0.00	20,000	0.00	3,820	0	23,820	0	23,820
27-0706-0009001	Scribante College Prof - Barnes	10,000	0.00	0	0.00	0	0	10,000	0	10,000
27-0706-0010001	Larson College Prof-Bailey	25,000	0.00	0	0.00	0	0	25,000	0	25,000
27-0706-0012001	Steinhart College Prof-Nierman	15,000	0.00	0	0.00	0	0	15,000	0	15,000
27-0706-0022001	Ione Bowlin Endowment Fund	0	0.00	11,620	0.23	6,565	0	18,185	0	18,185
27-0706-1077001	Ron & Carol Cope Professorship-Nierman	20,000	0.00	0	0.00	0	0	20,000	0	20,000
27-0706-2830401	Glenn Korff Professorship	0	0.00	12,000	0.00	0	0	12,000	0	12,000
27-0706-2830499	Glenn Korff Faculty Support Admin.	0	0.00	1,000	0.00	612	0	1,612	0	1,612
27-0707-8664831	NE Rep Professorship	10,000	0.00	0	0.00	2,031	0	12,031	0	12,031
27-0708-2908101	Mary Riepma Ross Operations	0	0.00	266,273	6.00	57,177	0	323,450	211,000	534,450
27-0709-3699101	Carson Center EMA Professorships	30,000	0.00	0	0.00	6,848	0	36,848	0	36,848
27-0709-3699200	Carson Center Operations	0	0.00	42,230	1.00	1,070	0	43,300	0	43,300
TOTAL		122,000	0.00	353,123	7.23	78,123	0	553,246	211,000	764,246

UNL-Auxiliary-719 Auxiliaries & Services/Restricted

COST OBJECT	Dollar	FACULTY		NON FACULTY		EMPLOYEE BENEFITS	PERSONAL SERVICE CREDITS	TOTAL PERSONAL SERVICES	TOTAL OPERATING EXPENSES	TOTAL
		FTE	Dollar	FTE	Dollar					
23-0708-0001	Mary Riepma Ross Film Theater	0	0.00	72,230	0.59	2,200	0	74,430	26,567	100,997
TOTAL		0	0.00	72,230	0.59	2,200	0	74,430	26,567	100,997

SUB PROGRAM TOTAL 7,511,905 83 3,891,858 72 3,327,150 0 14,730,913 1,053,799 15,784,712

SUBPROGRAM #/NAME: 11 College of Engineering and Technology

UNL-State General Fund-711 State & University Generated/Unrestricted

COST OBJECT	Dollar	FACULTY		NON FACULTY		EMPLOYEE BENEFITS	PERSONAL SERVICE CREDITS	TOTAL PERSONAL SERVICES	TOTAL OPERATING EXPENSES	TOTAL
		FTE	Dollar	FTE	Dollar					
21-1101-0001	CoE	80,169	0.60	2,800,650	29.25	677,046	0	3,557,865	158,864	3,716,729
21-1101-0002	CoE_Omaha	0	0.00	164,810	2.00	38,386	0	203,196	26,477	229,673
21-1101-0011	CoE_Communications	0	0.00	0	0.00	0	0	0	50,000	50,000
21-1101-5701	CoE_Dist Ed	0	0.00	0	0.00	0	0	0	109,486	109,486
21-1102-0001	CoE_General	37,683	0.00	1,397,159	0.00	34,146	0	1,468,988	198,579	1,667,567
21-1102-0002	CoE_General Travel	0	0.00	0	0.00	0	0	0	25,000	25,000
21-1102-0009	CoE_Ed Enhance-Scholarships	0	0.00	0	0.00	0	0	0	227,807	227,807
21-1102-5801	CoE_Diff T_Deans Pool	2,700,170	9.40	1,505,733	17.10	0	0	4,205,903	0	4,205,903
21-1102-5802	CoE_Diff T_Deans Prof Fee Tuit Pool	102,330	1.00	1,486,515	24.40	0	0	1,588,845	157,169	1,746,014
21-1105-0001	CoE_Research Center	0	0.00	195,623	3.50	90,810	0	286,433	10,404	296,837
21-1106-0001	CHME	1,778,588	12.30	327,467	4.70	527,734	0	2,633,789	43,734	2,677,523

COST OBJECT LISTING BY SUB PROGRAM
 2023-2024 GENERAL OPERATING BUDGET
 UNIVERSITY OF NEBRASKA - LINCOLN
 Excluding IANR and NCTA

SUBPROGRAM #/NAME: 11 College of Engineering and Technology

UNL-State General Fund-711 State & University Generated/Unrestricted

COST OBJECT	Dollar	FACULTY	NON FACULTY		EMPLOYEE BENEFITS	PERSONAL SERVICE CREDITS	TOTAL PERSONAL SERVICES	TOTAL OPERATING EXPENSES	TOTAL	
		FTE	Dollar	FTE						
21-1106-5103	CHME_POE_Bio Med	250,285	2.00	0	0.00	0	0	250,285	0	250,285
21-1107-0001	CEE_Lincoln	1,370,917	10.88	649,558	6.34	499,206	0	2,519,681	10,880	2,530,561
21-1107-5120	CEE_POE_Manufacturing	118,872	1.00	0	0.00	0	0	118,872	0	118,872
21-1108-0001	CSE	4,443,414	32.50	912,893	15.70	1,239,306	0	6,595,613	66,173	6,661,786
21-1108-5101	POE Computer Science-Simulation Comput	0	0.00	53,836	1.00	0	0	53,836	0	53,836
21-1108-5103	POE Computer Science-Faculty Startup	0	0.00	50,165	1.00	0	0	50,165	0	50,165
21-1108-5104	CSE_POE_Nano Technology	139,921	1.00	0	0.00	0	0	139,921	0	139,921
21-1108-5107	CSE_POE_Comp Simul	65,605	0.40	93,468	0.00	0	0	159,073	0	159,073
21-1108-5108	CSE_POE_Creating Depd End-User Soft	0	0.00	0	0.00	0	0	0	6,444	6,444
21-1108-5120	CSE_POE_Manufacturing	148,400	1.05	0	0.00	0	0	148,400	0	148,400
21-1108-5703	CSE_Dist Ed_Software Engineering	415,637	3.00	0	0.00	53,916	0	469,553	0	469,553
21-1108-5705	CSE_Dist Ed_National Security	123,211	1.00	0	0.00	20,753	0	143,964	0	143,964
21-1120-0001	CEE_Omaha	1,226,548	10.40	258,985	3.50	358,149	0	1,843,682	27,702	1,871,384
21-1120-0008	CEE_Omaha_PKI Strategic Initiative	225,548	2.00	0	0.00	66,561	0	292,109	24,000	316,109
21-1120-5120	CEE_Omaha_POE_Manufacturing	136,030	1.00	0	0.00	0	0	136,030	0	136,030
21-1120-5150	CEE_Omaha_POE_Defense	113,365	1.00	0	0.00	0	0	113,365	0	113,365
21-1122-0001	DSAEC_Arch Engr & Constr	3,113,855	26.05	2,717	0.00	765,475	0	3,882,047	19,199	3,901,246
21-1122-0004	DSAEC_Staff Expenditures	0	0.00	191,568	4.00	58,912	0	250,480	0	250,480
21-1122-0006	DSAEC_Events/Special Activities	0	0.00	0	0.00	0	0	0	10,000	10,000
21-1122-0010	DSAEC_Graduate Teaching Assts	0	0.00	21,115	0.00	42,580	0	63,695	0	63,695
21-1122-1005	DSAEC_Mail	0	0.00	0	0.00	0	0	0	2,500	2,500
21-1122-1006	DSAEC_Printing	0	0.00	0	0.00	0	0	0	10,000	10,000
21-1122-1007	DSAEC_Telephone	0	0.00	0	0.00	0	0	0	20,000	20,000
21-1122-1012	DSAEC_Other	0	0.00	0	0.00	0	0	0	35,000	35,000
21-1122-1018	DSAEC_Innovative Teaching Initiati	0	0.00	0	0.00	0	0	0	10,000	10,000
21-1122-1019	DSAEC_Institutional Fees	0	0.00	0	0.00	0	0	0	5,000	5,000
21-1122-5102	DSAEC_POE_Arch Engr	84,746	0.40	125,524	0.60	0	0	210,270	0	210,270
21-1122-5150	DSAEC_POE_Defense	117,031	1.00	0	0.00	0	0	117,031	0	117,031
21-1123-0001	MME	3,451,872	26.44	420,825	7.43	909,210	0	4,781,907	114,577	4,896,484
21-1123-5102	Award_POE_Tan; Li	72,189	0.67	0	0.00	0	0	72,189	0	72,189
21-1123-5103	Award_POE_EPSCoR Lim; Jung Yul	53,196	0.44	0	0.00	0	0	53,196	0	53,196
21-1123-5104	Award_POE_Sutter; Eli A NANO2	74,911	0.38	0	0.00	0	0	74,911	0	74,911
21-1123-5105	Award_POE_Wang; Jian NANO2	167,038	1.00	0	0.00	0	0	167,038	0	167,038
21-1123-5109	Award_POE_Markvicka; Eric J Bio-Med EME	113,080	1.00	0	0.00	0	0	113,080	0	113,080
21-1123-5120	MME_POE_Manufacturing	209,306	2.00	0	0.00	0	0	209,306	0	209,306
21-1123-5150	MME_POE_Defense	123,878	1.00	0	0.00	0	0	123,878	0	123,878
21-1123-5160	MME_POE_Biomed	206,296	2.00	0	0.00	0	0	206,296	0	206,296
21-1124-0001	BPDF_Clearing	0	0.00	2	0.00	0	0	2	0	2
21-1125-0001	ECE	2,562,251	17.32	778,058	11.60	843,004	0	4,183,313	28,814	4,212,127
21-1125-0101	ECE_Omaha_Operations	1,128,223	8.46	202,564	3.65	348,127	0	1,678,914	140,877	1,819,791
21-1125-0102	ECE_PKI Strategic Initiative	226,962	2.00	0	0.00	48,347	0	275,309	0	275,309
21-1125-5102	ECE_POE_Fac Cluster Support	296,838	2.54	0	0.00	0	0	296,838	0	296,838
21-1125-5105	Award_POE_Schubert; Mathias	103,059	0.63	0	0.00	0	0	103,059	0	103,059
21-1125-5120	ECE_POE_Manufacturing	420,430	3.00	0	0.00	0	0	420,430	0	420,430
21-1125-5150	ECE_POE_Defense	224,508	2.00	0	0.00	0	0	224,508	0	224,508
TOTAL		26,226,362	188.86	11,639,235	135.77	6,621,668	0	44,487,265	1,538,686	46,025,951

UNL-State General Fund-711 Revolving/Designated

COST OBJECT	Dollar	FACULTY	NON FACULTY		EMPLOYEE BENEFITS	PERSONAL SERVICE CREDITS	TOTAL PERSONAL SERVICES	TOTAL OPERATING EXPENSES	TOTAL
		FTE	Dollar	FTE					

COST OBJECT LISTING BY SUB PROGRAM
 2023-2024 GENERAL OPERATING BUDGET
 UNIVERSITY OF NEBRASKA - LINCOLN
 Excluding IANR and NCTA

SUBPROGRAM #/NAME: 11 College of Engineering and Technology

UNL-State General Fund-711 Revolving/Designated

COST OBJECT	Dollar	FACULTY	NON FACULTY		EMPLOYEE BENEFITS	PERSONAL	TOTAL	TOTAL	TOTAL
		FTE	Dollar	FTE		SERVICE CREDITS	PERSONAL SERVICES	OPERATING EXPENSES	
22-1102-0004	0	0.00	4,441	0.00	0	0	4,441	34,500	38,941
22-1102-0005	0	0.00	0	0.00	0	0	0	20,222	20,222
22-1102-0010	0	0.00	44,682	0.50	8,950	0	53,632	0	53,632
22-1102-0012	0	0.00	52,336	1.00	19,516	0	71,852	0	71,852
22-1102-0025	0	0.00	58,509	1.00	37,738	0	96,247	0	96,247
22-1106-0001	0	0.00	0	0.00	0	0	0	1,600	1,600
22-1107-0004	0	0.00	0	0.00	0	0	0	2,500	2,500
22-1108-0004	0	0.00	0	0.00	0	0	0	46,500	46,500
22-1108-0005	0	0.00	300,348	4.00	87,796	0	388,144	10,000	398,144
22-1108-0010	0	0.00	0	0.00	0	0	0	60,000	60,000
22-1108-0016	0	0.00	80,189	1.00	26,346	0	106,535	0	106,535
22-1113-1001	294,000	1.91	1,045,996	15.09	433,694	0	1,773,690	0	1,773,690
22-1120-0001	0	0.00	0	0.00	0	0	0	12,000	12,000
22-1121-0003	0	0.00	221,692	4.00	55,623	0	277,315	0	277,315
22-1122-0114	0	0.00	0	0.00	0	0	0	3,000	3,000
22-1123-0002	0	0.00	0	0.00	0	0	0	33,000	33,000
22-1123-0010	0	0.00	0	0.00	0	0	0	93,000	93,000
22-1124-0003	0	0.00	103,473	2.00	692	0	104,165	0	104,165
22-1125-0003	0	0.00	1,438	0.00	0	0	1,438	4,153	5,591
22-1125-0006	0	0.00	0	0.00	0	0	0	5,000	5,000
22-1125-0101	0	0.00	0	0.00	0	0	0	4,000	4,000
TOTAL	294,000	1.91	1,913,104	28.59	670,355	0	2,877,459	329,475	3,206,934

UNL-Federal Advance-717 Federal/Restricted

COST OBJECT	Dollar	FACULTY	NON FACULTY		EMPLOYEE BENEFITS	PERSONAL	TOTAL	TOTAL	TOTAL
		FTE	Dollar	FTE		SERVICE CREDITS	PERSONAL SERVICES	OPERATING EXPENSES	
25-1121-0005053	0	0.00	72,238	1.00	9,246	0	81,484	0	81,484
25-1123-0084001	0	0.00	65,059	1.00	24,915	0	89,974	0	89,974
25-1125-0023003	25,135	0.20	0	0.00	4,883	0	30,018	0	30,018
TOTAL	25,135	0.20	137,297	2.00	39,044	0	201,476	0	201,476

UNL-Trust-Grant/Cont/Loan/End-718 Trust/Restricted

COST OBJECT	Dollar	FACULTY	NON FACULTY		EMPLOYEE BENEFITS	PERSONAL	TOTAL	TOTAL	TOTAL
		FTE	Dollar	FTE		SERVICE CREDITS	PERSONAL SERVICES	OPERATING EXPENSES	
26-1107-0086001	7,500	0.00	0	0.00	0	0	7,500	0	7,500
26-1107-0087001	7,500	0.00	0	0.00	0	0	7,500	0	7,500
26-1107-0184001	5,000	0.00	0	0.00	0	0	5,000	0	5,000
26-1107-0185001	5,000	0.00	0	0.00	0	0	5,000	0	5,000
26-1107-0191001	26,082	0.30	0	0.00	1,255	0	27,337	0	27,337
26-1107-0193001	26,082	0.30	0	0.00	2,211	0	28,293	0	28,293
26-1107-0197001	9,778	0.11	0	0.00	0	0	9,778	0	9,778
26-1108-0021001	10,000	0.00	0	0.00	1,011	0	11,011	0	11,011
26-1120-0120001	0	0.00	66,755	1.00	13,210	0	79,965	0	79,965
26-1121-4054001	26,082	0.30	0	0.00	0	0	26,082	0	26,082
26-1123-0214001	0	0.00	35,840	1.00	0	0	35,840	0	35,840
26-1123-0297001	0	0.00	75,000	1.00	0	0	75,000	0	75,000
26-1125-0039001	172,729	2.00	0	0.00	37,152	0	209,881	0	209,881
27-1101-0007016	0	0.00	120,000	2.00	15,282	0	135,282	0	135,282
27-1101-0007041	0	0.00	56,500	1.00	6,277	0	62,777	0	62,777
27-1101-0013001	20,000	0.00	0	0.00	0	0	20,000	0	20,000

COST OBJECT LISTING BY SUB PROGRAM
 2023-2024 GENERAL OPERATING BUDGET
 UNIVERSITY OF NEBRASKA - LINCOLN
 Excluding IANR and NCTA

SUBPROGRAM #/NAME: 11 College of Engineering and Technology

UNL-Trust-Grant/Cont/Loan/End-718 Trust/Restricted

COST OBJECT	Dollar	FACULTY	NON FACULTY		EMPLOYEE BENEFITS	PERSONAL	TOTAL	TOTAL	TOTAL
		FTE	Dollar	FTE		SERVICE CREDITS	PERSONAL SERVICES	OPERATING EXPENSES	
27-1102-0021001 Kiewit Scholars Program Funding	0	0.00	72,953	1.00	22,436	0	95,389	0	95,389
27-1102-0022001 PKFEA	0	0.00	205,541	4.00	59,949	0	265,490	0	265,490
27-1106-0006001 Anderson Fund Prof-Saraf; Ravi	10,000	0.00	0	0.00	0	0	10,000	0	10,000
27-1106-0007001 COE Distinguished Prof of CE-Viljoen	10,000	0.00	0	0.00	0	0	10,000	0	10,000
27-1107-0004001 Brightfelt College Professor-Nowak	15,000	0.00	0	0.00	0	0	15,000	0	15,000
27-1107-0006001 Leslie D Martin Prof-Linzell	0	0.00	10,000	0.00	1,759	0	11,759	0	11,759
27-1107-0006002 Ray fauss Professor of Engineering	20,000	0.00	0	0.00	4,589	0	24,589	0	24,589
27-1107-0006003 Klaasmeyer Professorship-Huynh	15,000	0.00	0	0.00	1,610	0	16,610	0	16,610
27-1108-0001001 Henson College Prof - Dwyer; Matt	10,000	0.00	0	0.00	0	0	10,000	0	10,000
27-1108-0003002 Goddard Distinguished Scholar	10,000	0.00	0	0.00	0	0	10,000	0	10,000
27-1108-0006001 Elmer Koch Professorship Stipend	10,000	0.00	0	0.00	0	0	10,000	0	10,000
27-1108-0021001 Ross McColum Eng Collge Fund B Duncan	10,000	0.00	0	0.00	2,262	0	12,262	0	12,262
27-1111-0003001 Dist Engr College Professor-Rajurkar	10,000	0.00	0	0.00	0	0	10,000	0	10,000
27-1122-0009001 Durham Dist Prof-Puckett	15,000	0.00	0	0.00	0	0	15,000	0	15,000
27-1123-0004001 MECHANICAL/MATERIAL ENGR	5,100	0.00	0	0.00	0	0	5,100	0	5,100
27-1123-0005001 McBroom Fund Prof - Dzenis	10,000	0.00	0	0.00	0	0	10,000	0	10,000
27-1123-0006003 Faculty Fellow Brightfelt - Turner	10,000	0.00	0	0.00	0	0	10,000	0	10,000
27-1123-0006004 Faculty Fellow Brightfelt - Shield	10,000	0.00	0	0.00	0	0	10,000	0	10,000
27-1123-0007001 MECHANICAL/MATERIAL ENGR	5,100	0.00	0	0.00	0	0	5,100	0	5,100
27-1123-0007002 R Vernon McBroom Prof-Bai Cui	10,000	0.00	0	0.00	2,541	0	12,541	0	12,541
27-1123-0007003 Krohn Stipend - Ruiguo Yang	10,000	0.00	0	0.00	2,775	0	12,775	0	12,775
27-1123-0015001 Lederer Engineering Prof - Farritor	10,000	0.00	0	0.00	0	0	10,000	0	10,000
27-1123-0021001 Wilmer and Sally Hergenrader Chair of ME	20,000	0.00	0	0.00	2,654	0	22,654	0	22,654
27-1125-0001002 Mohr Distinguished Prof - Ianno	10,000	0.00	0	0.00	0	0	10,000	0	10,000
27-1125-0001003 Blackman Distinguished Prof - Choobineh	10,000	0.00	0	0.00	0	0	10,000	0	10,000
27-1125-0001004 J A Woollam Dist Prof-Schubert	10,000	0.00	0	0.00	0	0	10,000	0	10,000
27-1125-0003001 Henson Fund Prof - Sharif	10,000	0.00	0	0.00	0	0	10,000	0	10,000
27-1125-0004001 Lott College Prof - Lu	15,000	0.00	0	0.00	0	0	15,000	0	15,000
27-1125-0006001 Kingery College Prof - Alexander	10,000	0.00	0	0.00	0	0	10,000	0	10,000
27-1125-0008001 Clyde Hyde Prof-Wei Qiao	10,000	0.00	0	0.00	1,988	0	11,988	0	11,988
27-1125-0021001 Omar H Heins Prof-Perez	0	0.00	20,000	0.00	0	0	20,000	0	20,000
TOTAL	615,953	3.00	662,589	11.00	178,961	0	1,457,503	0	1,457,503
SUB PROGRAM TOTAL	27,161,450	194	14,352,225	177	7,510,028	0	49,023,703	1,868,161	50,891,864

SUBPROGRAM #/NAME: 12 Research

UNL-State General Fund-711 State & University Generated/Unrestricted

COST OBJECT	Dollar	FACULTY	NON FACULTY		EMPLOYEE BENEFITS	PERSONAL	TOTAL	TOTAL	TOTAL
		FTE	Dollar	FTE		SERVICE CREDITS	PERSONAL SERVICES	OPERATING EXPENSES	
21-1201-0001 Vice Chan For Research Support Serv	0	0.00	998,102	4.75	169,645	0	1,167,747	-200,884	966,863
21-1201-0103 Research Communications	0	0.00	20,494	0.21	7,066	0	27,560	0	27,560
21-1201-0105 Research Finance	0	0.00	30,416	0.72	14,832	0	45,248	0	45,248
21-1203-0001 Improvement Of Research	0	0.00	24,920	0.33	16,150	0	41,070	0	41,070
21-1205-0006 Office of Sponsored Programs-Post Award	0	0.00	645,600	8.81	258,380	0	903,980	0	903,980
21-1206-0001 Research Council	0	0.00	9,126	0.15	3,662	0	12,788	0	12,788
21-1209-0001 Rsch Compliance Srv	0	0.00	68,992	1.00	19,657	0	88,649	0	88,649
21-1209-0002 Rsch Compliance Srv-Human Subjects Irb	0	0.00	90,922	1.00	25,097	0	116,019	0	116,019
21-1219-0001 Brain, Biology & Behavior	0	0.00	189,015	1.00	36,922	0	225,937	0	225,937
21-1220-5101 POE-NE Ctr Virology	0	0.00	139,923	2.16	0	0	139,923	32,003	171,926

COST OBJECT LISTING BY SUB PROGRAM
 2023-2024 GENERAL OPERATING BUDGET
 UNIVERSITY OF NEBRASKA - LINCOLN
 Excluding IANR and NCTA

SUBPROGRAM #/NAME: 12 Research

UNL-State General Fund-711 State & University Generated/Unrestricted

COST OBJECT	Dollar	FACULTY	NON FACULTY		EMPLOYEE BENEFITS	PERSONAL SERVICE CREDITS	TOTAL PERSONAL SERVICES	TOTAL OPERATING EXPENSES	TOTAL
		FTE	Dollar	FTE					
21-1220-5103	126,449	1.00	0	0.00	0	0	126,449	0	126,449
21-1220-5104	143,184	1.00	0	0.00	0	0	143,184	0	143,184
21-1224-1002	0	0.00	45,688	1.00	23,825	0	69,513	0	69,513
21-1224-1003	0	0.00	131,603	2.72	53,059	0	184,662	0	184,662
21-1224-1008	0	0.00	146,390	2.70	68,064	0	214,454	0	214,454
TOTAL	269,633	2.00	2,541,191	26.54	696,359	0	3,507,183	-168,881	3,338,302

UNL-State General Fund-711 Revolving/Designated

COST OBJECT	Dollar	FACULTY	NON FACULTY		EMPLOYEE BENEFITS	PERSONAL SERVICE CREDITS	TOTAL PERSONAL SERVICES	TOTAL OPERATING EXPENSES	TOTAL
		FTE	Dollar	FTE					
22-1209-0002	0	0.00	483,277	9.35	94,862	0	578,139	0	578,139
22-1219-0002	0	0.00	120,601	1.75	48,125	0	168,726	0	168,726
22-1223-0003	44,360	0.50	299,351	5.51	80,229	0	423,940	0	423,940
22-1226-0004	0	0.00	92,273	2.00	38,975	0	131,248	0	131,248
TOTAL	44,360	0.50	995,502	18.61	262,191	0	1,302,053	0	1,302,053

UNL-State General Fund-711 Cash & Student Contracts/Designated

COST OBJECT	Dollar	FACULTY	NON FACULTY		EMPLOYEE BENEFITS	PERSONAL SERVICE CREDITS	TOTAL PERSONAL SERVICES	TOTAL OPERATING EXPENSES	TOTAL
		FTE	Dollar	FTE					
21-1201-4001	9,814	0.05	1,034,571	9.83	0	0	1,044,385	0	1,044,385
21-1201-4102	0	0.00	156,822	2.00	0	0	156,822	0	156,822
21-1201-4103	0	0.00	180,207	2.59	0	0	180,207	0	180,207
21-1201-4105	0	0.00	326,844	4.03	0	0	326,844	0	326,844
21-1201-4106	0	0.00	184,629	2.00	0	0	184,629	0	184,629
21-1205-4005	0	0.00	437,868	5.00	0	0	437,868	0	437,868
21-1205-4006	0	0.00	1,494,919	19.19	0	0	1,494,919	0	1,494,919
21-1205-4007	0	0.00	255,784	3.67	0	0	255,784	0	255,784
21-1209-4001	0	0.00	445,978	3.25	0	0	445,978	0	445,978
21-1209-4002	0	0.00	570,449	9.00	0	0	570,449	0	570,449
TOTAL	9,814	0.05	5,088,071	60.56	0	0	5,097,885	0	5,097,885

UNL-Federal Letter of Credit-716 Federal/Restricted

COST OBJECT	Dollar	FACULTY	NON FACULTY		EMPLOYEE BENEFITS	PERSONAL SERVICE CREDITS	TOTAL PERSONAL SERVICES	TOTAL OPERATING EXPENSES	TOTAL
		FTE	Dollar	FTE					
24-1219-0002001	0	0.00	69,114	1.71	28,683	0	97,797	0	97,797
24-1219-0005001	0	0.00	48,107	1.21	50,127	0	98,234	0	98,234
TOTAL	0	0.00	117,221	2.92	78,810	0	196,031	0	196,031

UNL-Federal Advance-717 Federal/Restricted

COST OBJECT	Dollar	FACULTY	NON FACULTY		EMPLOYEE BENEFITS	PERSONAL SERVICE CREDITS	TOTAL PERSONAL SERVICES	TOTAL OPERATING EXPENSES	TOTAL
		FTE	Dollar	FTE					
25-1215-0185001	0	0.00	53,045	1.00	0	0	53,045	0	53,045
TOTAL	0	0.00	53,045	1.00	0	0	53,045	0	53,045

UNL-Trust-Grant/Cont/Loan/End-718 Trust/Restricted

COST OBJECT	Dollar	FACULTY	NON FACULTY		EMPLOYEE BENEFITS	PERSONAL SERVICE CREDITS	TOTAL PERSONAL SERVICES	TOTAL OPERATING EXPENSES	TOTAL
		FTE	Dollar	FTE					
26-1215-0195001	0	0.00	54,075	1.00	10,204	0	64,279	0	64,279

COST OBJECT LISTING BY SUB PROGRAM
 2023-2024 GENERAL OPERATING BUDGET
 UNIVERSITY OF NEBRASKA - LINCOLN
 Excluding IANR and NCTA

SUBPROGRAM #/NAME: 12 Research

UNL-Trust-Grant/Cont/Loan/End-718 Trust/Restricted

COST OBJECT	Dollar	FACULTY	NON FACULTY		EMPLOYEE BENEFITS	PERSONAL SERVICE CREDITS	TOTAL PERSONAL SERVICES	TOTAL OPERATING EXPENSES	TOTAL
		FTE	Dollar	FTE					
26-1215-0239001 NE CORN Genomes To Fields 2021-22	0	0.00	45,150	1.00	6	0	45,156	0	45,156
26-1215-0272001 IPAS NE SOYBEAN Enhancing Soybean Ger	0	0.00	50,460	1.00	20,305	0	70,765	0	70,765
26-1215-0274001 IPAS Illinois Ctr Adv Bioenergy & Biopro	0	0.00	45,226	1.00	33,863	0	79,089	0	79,089
26-1215-0274002 Illinois Ctr Adv Bioenergy - Cahoon	56,463	1.00	0	0.00	15,753	0	72,216	0	72,216
26-1217-0001001 NPPD-Energy Sciences Research Center	0	0.00	132,967	2.00	19,625	0	152,592	0	152,592
26-1219-0028002 UTHSC Role of Executive Control	0	0.00	39,385	0.88	6,102	0	45,487	0	45,487
26-1219-0035001 Columbia Univ Babys First Years	0	0.00	89,440	2.00	15,976	0	105,416	0	105,416
26-1220-0038001 DELAWARE Framework of Connections	0	0.00	16,526	0.50	34	0	16,560	0	16,560
26-1220-0045001 MARYLAND Neutralizing Antibodies	0	0.00	41,295	1.00	50,516	0	91,811	0	91,811
26-1220-0053001 STU NICHOLS ALS MND	0	0.00	56,375	1.00	18,706	0	75,081	0	75,081
27-1201-0006001 Mohr Fund Excellence-Paul; P	0	0.00	10,429	0.00	0	0	10,429	0	10,429
TOTAL	56,463	1.00	581,328	11.38	191,090	0	828,881	0	828,881

UNL-Auxiliary-719 Auxiliaries & Services/Restricted

COST OBJECT	Dollar	FACULTY	NON FACULTY		EMPLOYEE BENEFITS	PERSONAL SERVICE CREDITS	TOTAL PERSONAL SERVICES	TOTAL OPERATING EXPENSES	TOTAL
		FTE	Dollar	FTE					
23-1224-0001 Univ Press Op	0	0.00	0	0.00	0	0	0	4,550,884	4,550,884
23-1224-1001 Univ Press-Manuscript Editorial (ME)	0	0.00	303,639	7.00	107,361	0	411,000	0	411,000
23-1224-1002 Univ Press-Production (PR)	0	0.00	246,005	6.00	107,887	0	353,892	0	353,892
23-1224-1003 Univ Press Sales (SL)	0	0.00	196,044	4.78	85,928	0	281,972	0	281,972
23-1224-1006 Univ Press-Directorship (DR)	0	0.00	327,399	2.50	87,662	0	415,061	0	415,061
23-1224-1007 Univ Press Business (BS)	0	0.00	137,713	3.00	54,953	0	192,666	0	192,666
23-1224-1008 Univ Press Acquisition (AQ)	0	0.00	455,622	8.30	176,895	0	632,517	0	632,517
23-1224-1009 Univ Press Journals (JR)	0	0.00	350,316	6.50	89,333	0	439,649	0	439,649
23-1224-1014 Univ Press Technology (IT)	0	0.00	106,707	2.00	44,880	0	151,587	0	151,587
TOTAL	0	0.00	2,123,445	40.09	754,899	0	2,878,344	4,550,884	7,429,228
SUB PROGRAM TOTAL	380,270	4	11,499,803	161	1,983,349	0	13,863,422	4,382,003	18,245,425

SUBPROGRAM #/NAME: 14 College of Journalism and Mass Communication

UNL-State General Fund-711 State & University Generated/Unrestricted

COST OBJECT	Dollar	FACULTY	NON FACULTY		EMPLOYEE BENEFITS	PERSONAL SERVICE CREDITS	TOTAL PERSONAL SERVICES	TOTAL OPERATING EXPENSES	TOTAL
		FTE	Dollar	FTE					
21-1401-0001 Dean College Of Journalism	175,235	0.40	891,346	12.48	287,589	0	1,354,170	1,624	1,355,794
21-1402-0001 Journalism General	402,590	5.00	0	0.00	96,087	0	498,677	0	498,677
21-1402-5102 POE Journalism-Enhanced Visual Lit	68,938	1.00	0	0.00	0	0	68,938	0	68,938
21-1402-5701 Journalism Gen Dist Ed	0	0.00	25,680	0.62	10,203	0	35,883	4,246	40,129
21-1402-5702 CoJMC-Dist Ed- Eqp	0	0.00	0	0.00	0	0	0	150,000	150,000
21-1402-5704 CoJMC-Dist Ed-Comm	0	0.00	8,120	0.15	55,069	0	63,189	170,791	233,980
21-1405-0001 Advertising	1,079,455	12.40	82,602	0.60	306,073	0	1,468,130	17,663	1,485,793
21-1406-0001 Broadcasting	516,789	5.00	131,648	2.11	168,849	0	817,286	28,362	845,648
21-1407-0001 News And Editorial	898,345	9.50	29,263	0.42	235,554	0	1,163,162	19,207	1,182,369
21-1408-0001 Graduate Journalism	0	0.00	5,000	0.00	0	0	5,000	0	5,000
TOTAL	3,141,352	33.30	1,173,659	16.38	1,159,424	0	5,474,435	391,893	5,866,328

UNL-Trust-Grant/Cont/Loan/End-718 Trust/Restricted

COST OBJECT	Dollar	FACULTY FTE	NON FACULTY Dollar	NON FACULTY FTE	EMPLOYEE BENEFITS	PERSONAL SERVICE CREDITS	TOTAL PERSONAL SERVICES	TOTAL OPERATING EXPENSES	TOTAL
-------------	--------	-------------	--------------------	-----------------	-------------------	--------------------------	-------------------------	--------------------------	-------

COST OBJECT LISTING BY SUB PROGRAM
 2023-2024 GENERAL OPERATING BUDGET
 UNIVERSITY OF NEBRASKA - LINCOLN
 Excluding IANR and NCTA

SUBPROGRAM #/NAME: 14 College of Journalism and Mass Communication

UNL-Trust-Grant/Cont/Loan/End-718 Trust/Restricted

COST OBJECT	Dollar	FACULTY	NON FACULTY		EMPLOYEE BENEFITS	PERSONAL SERVICE CREDITS	TOTAL PERSONAL SERVICES	TOTAL OPERATING EXPENSES	TOTAL	
		FTE	Dollar	FTE						
26-1401-0003001	Buffett Fund Prof-Thorson; Bruce	5,000	0.00	0	0.00	0	0	5,000	0	5,000
26-1407-0001001	Huse News-Editorial/Othmer Prof-Weber; J.	5,000	0.00	0	0.00	0	0	5,000	0	5,000
26-1407-0002001	Othmer Match Huse News-Editor Prof-Weber	5,000	0.00	0	0.00	0	0	5,000	0	5,000
27-1401-2705001	Hitchcock Professor in Journalism-McCoy	10,000	0.00	0	0.00	0	0	10,000	0	10,000
27-1405-0001001	Kearns College Prof-Shipley	15,000	0.00	0	0.00	3,025	0	18,025	0	18,025
27-1406-0002001	Seaton College Professor	10,000	0.00	0	0.00	3,111	0	13,111	0	13,111
27-1407-2236001	Fred A & Gladys Seaton Fund	20,000	0.00	0	0.00	0	0	20,000	0	20,000
27-1407-4599001	Pike Fund Professorship	10,000	0.00	0	0.00	0	0	10,000	0	10,000
TOTAL	80,000	0.00	0	0.00	6,136	0	86,136	0	86,136	
SUB PROGRAM TOTAL		3,221,352	33	1,173,659	16	1,165,560	0	5,560,571	391,893	5,952,464

SUBPROGRAM #/NAME: 15 College of Law

UNL-State General Fund-711 State & University Generated/Unrestricted

COST OBJECT	Dollar	FACULTY	NON FACULTY		EMPLOYEE BENEFITS	PERSONAL SERVICE CREDITS	TOTAL PERSONAL SERVICES	TOTAL OPERATING EXPENSES	TOTAL	
		FTE	Dollar	FTE						
21-1501-0001	College Of Law	4,069,609	24.39	1,808,895	23.81	1,380,253	0	7,258,757	0	7,258,757
21-1502-0004	Space Law	284,595	1.50	56,865	1.00	66,026	0	407,486	0	407,486
21-1502-0009	JSD-SL	5,000	0.00	0	0.00	703	0	5,703	0	5,703
21-1502-5101	POE-Water Resources-Law	37,805	0.23	0	0.00	0	0	37,805	0	37,805
21-1502-5801	Space Law OnLine LLM-Diff Tuition	31,954	0.00	78,460	1.50	0	0	110,414	0	110,414
21-1505-0001	Schmid Law Library	567,330	5.00	160,581	4.00	191,296	0	919,207	0	919,207
TOTAL	4,996,293	31.12	2,104,801	30.31	1,638,278	0	8,739,372	0	8,739,372	

UNL-State General Fund-711 Revolving/Designated

COST OBJECT	Dollar	FACULTY	NON FACULTY		EMPLOYEE BENEFITS	PERSONAL SERVICE CREDITS	TOTAL PERSONAL SERVICES	TOTAL OPERATING EXPENSES	TOTAL	
		FTE	Dollar	FTE						
22-1501-0001	Law College-Prof Skills Lab Fee	40,961	2.00	0	0.00	140	0	41,101	64,527	105,628
22-1502-0002	Space Law LLM Tech Fee	0	0.00	0	0.00	0	0	0	5,976	5,976
22-1505-0001	Law Library Laboratory Fees	0	0.00	0	0.00	0	0	0	600,000	600,000
22-1506-0001	Law Review - Revolving	0	0.00	0	0.00	0	0	0	37,588	37,588
TOTAL	40,961	2.00	0	0.00	140	0	41,101	708,091	749,192	

UNL-Trust-Grant/Cont/Loan/End-718 Trust/Restricted

COST OBJECT	Dollar	FACULTY	NON FACULTY		EMPLOYEE BENEFITS	PERSONAL SERVICE CREDITS	TOTAL PERSONAL SERVICES	TOTAL OPERATING EXPENSES	TOTAL	
		FTE	Dollar	FTE						
26-1502-0051001	Perlman/Othmer Professorship	15,000	0.00	0	0.00	0	0	15,000	0	15,000
26-1502-0052001	Othmer Match-Perlman Professorship	15,000	0.00	0	0.00	0	0	15,000	0	15,000
26-1502-0190001	Othmer-Law Chair Yeutler Institute	155,100	0.82	0	0.00	0	0	155,100	0	155,100
27-1502-0004001	Cline Willams Professorship	5,955	0.00	0	0.00	0	0	5,955	0	5,955
27-1502-0006001	Kutak Professorship	5,000	0.00	0	0.00	0	0	5,000	0	5,000
27-1502-0008001	Welpton Regents Professorship	10,000	0.00	0	0.00	0	0	10,000	0	10,000
27-1502-0009001	Dunlap Professorship	15,000	0.00	0	0.00	0	0	15,000	0	15,000
27-1502-0010001	Steinhart Professorship	15,000	0.00	0	0.00	0	0	15,000	0	15,000
27-1502-0011001	Larson Professorship - a	30,000	0.08	0	0.00	0	0	30,000	0	30,000
27-1502-0011002	Larson Professorship - b	15,000	0.00	0	0.00	0	0	15,000	0	15,000
27-1502-0011003	Larson Professorship - c	11,000	0.00	0	0.00	0	0	11,000	0	11,000
27-1502-0013001	Spencer Professorship	5,000	0.00	0	0.00	0	0	5,000	0	5,000

COST OBJECT LISTING BY SUB PROGRAM
 2023-2024 GENERAL OPERATING BUDGET
 UNIVERSITY OF NEBRASKA - LINCOLN
 Excluding IANR and NCTA

SUBPROGRAM #/NAME: 15 College of Law

UNL-Trust-Grant/Cont/Loan/End-718 Trust/Restricted

COST OBJECT	Dollar	FACULTY	NON FACULTY		EMPLOYEE BENEFITS	PERSONAL SERVICE CREDITS	TOTAL PERSONAL SERVICES	TOTAL OPERATING EXPENSES	TOTAL
		FTE	Dollar	FTE					
27-1502-0015001 Grether Professorship	15,000	0.00	0	0.00	0	0	15,000	0	15,000
27-1502-0037001 Schmoker Professorship	0	0.00	15,000	0.00	0	0	15,000	0	15,000
27-1502-0043001 Hevelone Professorship	4,000	0.00	0	0.00	0	0	4,000	0	4,000
27-1502-0053001 Warren Wise Professorship	5,000	0.00	0	0.00	0	0	5,000	0	5,000
27-1502-0072001 Berkshire Professorship	15,000	0.00	0	0.00	0	0	15,000	0	15,000
27-1502-0080001 Conroy Professorship	15,000	0.00	0	0.00	0	0	15,000	0	15,000
27-1502-0118001 E-Clinic	0	0.00	2,000	0.00	491	0	2,491	0	2,491
27-1502-0129001 Kauffman Lgl Writing	1,000	0.00	0	0.00	1,165	0	2,165	0	2,165
27-1502-0179001 John & Elizabeth Anderson Law Recruitmen	0	0.00	122,248	2.60	16,669	0	138,917	0	138,917
27-1502-0185001 College of Law Clinic Fund	0	0.00	25,793	0.59	13,158	0	38,951	0	38,951
27-1502-0187001 Law Governance & Technology	0	0.00	90,455	1.00	2,378	0	92,833	0	92,833
27-1502-0190001 NGTC - CKF Fund	251,564	2.00	151,850	3.00	100,295	0	503,709	0	503,709
27-1502-0213001 Yeutter Law Chair Stipend-Schaefer	15,000	0.00	0	0.00	0	0	15,000	0	15,000
27-1502-0213002 Yeutter Law Chair Program Support	0	0.00	17,000	0.00	4,545	0	21,545	0	21,545
TOTAL	618,619	2.90	424,346	7.19	138,701	0	1,181,666	0	1,181,666
SUB PROGRAM TOTAL	5,655,873	36	2,529,147	38	1,777,119	0	9,962,139	708,091	10,670,230

SUBPROGRAM #/NAME: 16 University Libraries

UNL-State General Fund-711 State & University Generated/Unrestricted

COST OBJECT	Dollar	FACULTY	NON FACULTY		EMPLOYEE BENEFITS	PERSONAL SERVICE CREDITS	TOTAL PERSONAL SERVICES	TOTAL OPERATING EXPENSES	TOTAL
		FTE	Dollar	FTE					
21-1601-0001 Library Salaries	2,613,637	31.20	4,749,085	75.95	1,932,163	0	9,294,885	-19,657	9,275,228
21-1602-0001 Library General (Parent)	0	0.00	0	0.00	0	0	0	645,000	645,000
21-1602-0007 Libr-Depository Bond Debt Srv	0	0.00	0	0.00	0	0	0	94,432	94,432
21-1602-5104 POE UNCL Administration	0	0.00	21,270	0.20	0	0	21,270	0	21,270
21-1602-5701 Libr 110 Intro-Dist Ed	0	0.00	0	0.00	0	0	0	72	72
21-1606-0001 Library Periodicals	0	0.00	0	0.00	0	0	0	1,464,831	1,464,831
21-1607-0001 Library Binding	0	0.00	0	0.00	0	0	0	15,000	15,000
21-1620-5102 POE Libr Cnt Digital Rsch Humanities	1,378	0.00	287,422	4.65	0	0	288,800	13,773	302,573
TOTAL	2,615,015	31.20	5,057,777	80.80	1,932,163	0	9,604,955	2,213,451	11,818,406

UNL-State General Fund-711 Revolving/Designated

COST OBJECT	Dollar	FACULTY	NON FACULTY		EMPLOYEE BENEFITS	PERSONAL SERVICE CREDITS	TOTAL PERSONAL SERVICES	TOTAL OPERATING EXPENSES	TOTAL
		FTE	Dollar	FTE					
22-1602-0003 Library General Interlibrary Loan Servic	0	0.00	0	0.00	0	0	0	20,000	20,000
22-1602-0006 Student Tech Fee-Operations	0	0.00	89,516	1.00	16,983	0	106,499	61,949	168,448
22-1602-0008 Special Collections Auxilliary	0	0.00	0	0.00	0	0	0	1,500	1,500
22-1602-0013 Misc. Services	0	0.00	0	0.00	0	0	0	30,000	30,000
22-1602-0014 Lib Gen-Credit Hour Fee	0	0.00	0	0.00	0	0	0	4,000,000	4,000,000
22-1605-0001 Library Books Lost Book Revolving	0	0.00	0	0.00	0	0	0	5,000	5,000
22-1607-0001 Library Binding Revolving Opers	0	0.00	0	0.00	0	0	0	13,000	13,000
TOTAL	0	0.00	89,516	1.00	16,983	0	106,499	4,131,449	4,237,948

UNL-State General Fund-711 Cash & Student Contracts/Designated

COST OBJECT	Dollar	FACULTY	NON FACULTY		EMPLOYEE BENEFITS	PERSONAL SERVICE CREDITS	TOTAL PERSONAL SERVICES	TOTAL OPERATING EXPENSES	TOTAL
		FTE	Dollar	FTE					
21-1602-4007 Libr Gen-Acquisition F&A	0	0.00	0	0.00	0	0	0	2,000,000	2,000,000

COST OBJECT LISTING BY SUB PROGRAM
 2023-2024 GENERAL OPERATING BUDGET
 UNIVERSITY OF NEBRASKA - LINCOLN
 Excluding IANR and NCTA

SUBPROGRAM #/NAME: 16 University Libraries

		TOTAL	0	0.00	0	0.00	0	0	0	2,000,000	2,000,000
UNL-Federal Advance-717 Federal/Restricted											
COST OBJECT	Dollar	FACULTY FTE	NON FACULTY Dollar	FTE	EMPLOYEE BENEFITS	PERSONAL SERVICE CREDITS	TOTAL PERSONAL SERVICES	TOTAL OPERATING EXPENSES	TOTAL		
25-1620-0032001	NEH DV-Leaves of Grass	16,718	0	0.00	0	0	16,718	0	16,718		
25-1620-0053001	NEH Whitman Infrastructure	10,397	0	0.00	20,447	0	30,844	0	30,844		
25-1620-0056001	NEH Walt Whitman's Journalism	8,837	0	0.00	7,418	0	16,255	0	16,255		
25-1620-0058001	NARA Complete Correspondence of Charles	15,075	0	0.00	6,354	0	21,429	0	21,429		
25-1620-0069001	NEH NE Digital Newspaper Project	0	37,769	1.00	6,250	0	44,019	0	44,019		
TOTAL		51,027	37,769	1.00	40,469	0	129,265	0	129,265		
UNL-Trust-Grant/Cont/Loan/End-718 Trust/Restricted											
COST OBJECT	Dollar	FACULTY FTE	NON FACULTY Dollar	FTE	EMPLOYEE BENEFITS	PERSONAL SERVICE CREDITS	TOTAL PERSONAL SERVICES	TOTAL OPERATING EXPENSES	TOTAL		
26-1620-0061001	IOWA Fame and Infamy-WW Correspondence	1,731	0	0.00	0	0	1,731	0	1,731		
27-1602-0112001	Nu Fnd BD Keever Collection	0	46,350	1.00	18,783	0	65,133	0	65,133		
27-1602-0118001	Nu Fnd Willa Cather for Library	62,852	0	0.00	14,339	0	77,191	0	77,191		
27-1620-0003001	Robert Allington Library Fund	83,143	0	0.00	5,204	0	88,347	0	88,347		
27-1620-0021001	NU Fdn NEH Challenge-We the People	10,225	0	0.00	8,781	0	19,006	0	19,006		
27-1620-0022001	NU Fdn Whitman Archive	5,719	0	0.00	2,542	0	8,261	0	8,261		
TOTAL		163,670	46,350	1.00	49,649	0	259,669	0	259,669		
SUB PROGRAM TOTAL		2,829,712	5,231,412	84	2,039,264	0	10,100,388	8,344,900	18,445,288		

SUBPROGRAM #/NAME: 17 College of Education and Human Sciences

UNL-State General Fund-711 State & University Generated/Unrestricted											
COST OBJECT	Dollar	FACULTY FTE	NON FACULTY Dollar	FTE	EMPLOYEE BENEFITS	PERSONAL SERVICE CREDITS	TOTAL PERSONAL SERVICES	TOTAL OPERATING EXPENSES	TOTAL		
21-1701-0001	Dean Col Ed & Human Sci	0	1,231,512	11.73	360,259	0	1,591,771	19,942	1,611,713		
21-1702-0001	Col Ed & Human Sci General	346,042	872,220	13.00	276,609	0	1,494,871	1,005,812	2,500,683		
21-1702-0002	CEHS Travel	0	0	0.00	0	0	0	53,277	53,277		
21-1702-0003	CEHS Fac&Staff Recruiting	0	0	0.00	0	0	0	4,014	4,014		
21-1702-0012	CEHS Student Recruitment	0	63,860	1.00	34,453	0	98,313	0	98,313		
21-1702-0013	CEHS Student Services Center	0	571,702	10.00	200,096	0	771,798	0	771,798		
21-1702-0016	CEHS Stdt Certification oper	0	244,645	3.00	53,316	0	297,961	0	297,961		
21-1706-0001	Educational Admin	1,220,960	332,974	3.97	416,234	0	1,970,168	51,191	2,021,359		
21-1707-0001	Educational Psychology	2,266,878	626,377	14.70	652,742	0	3,545,997	42,380	3,588,377		
21-1708-0001	Teaching Learning & Teacher Education	2,224,639	572,058	12.92	717,215	0	3,513,912	272,802	3,786,714		
21-1708-5102	POE-TLTE / CSMCE	35,801	0	0.00	0	0	35,801	0	35,801		
21-1708-5103	POE-TLTE NU Teach-Sci Rm	133,135	0	0.00	0	0	133,135	0	133,135		
21-1710-0001	Spec Educ&Communication Disorders	1,207,632	203,426	2.22	450,947	0	1,862,005	0	1,862,005		
21-1713-0001	Pixel Lab	0	12,255	0.20	20,478	0	32,733	8,258	40,991		
21-1714-0001	CYFS-General Support	168,533	0	0.00	31,328	0	199,861	0	199,861		
21-1714-0007	CYFS State Support	0	7,578	0.00	49,913	0	57,491	0	57,491		
21-1714-5102	Chld Youth Fam Schl POE	46,469	181,697	2.50	0	0	228,166	8,600	236,766		
21-1714-5103	POE-CYFS/MAP-Faculty Support	44,527	15,000	0.00	0	0	59,527	0	59,527		
21-1727-0001	Child Youth & Fam Studies	1,151,277	238,948	4.88	352,481	0	1,742,706	54,424	1,797,130		
21-1727-0007	CYAF Child Development Lab State	89,428	26,693	0.32	42,373	0	158,494	16,548	175,042		
21-1727-5102	POE Educare Master Teacher	62,661	0	0.00	0	0	62,661	31,777	94,438		
21-1736-0001	Nutrition & Health Sciences	1,288,307	180,591	2.15	400,998	0	1,869,896	0	1,869,896		
21-1736-5102	POE Nutr Health Sci Genomics	116,355	0	0.00	0	0	116,355	0	116,355		

COST OBJECT LISTING BY SUB PROGRAM
 2023-2024 GENERAL OPERATING BUDGET
 UNIVERSITY OF NEBRASKA - LINCOLN
 Excluding IANR and NCTA

SUBPROGRAM #/NAME: 17 College of Education and Human Sciences

UNL-State General Fund-711 State & University Generated/Unrestricted

COST OBJECT	Dollar	FACULTY	NON FACULTY		EMPLOYEE BENEFITS	PERSONAL SERVICE CREDITS	TOTAL PERSONAL SERVICES	TOTAL OPERATING EXPENSES	TOTAL
		FTE	Dollar	FTE					
21-1737-0001 Textiles Merchandising & Fashion Design	545,837	6.40	141,989	1.03	153,398	0	841,224	26,018	867,242
TOTAL	10,948,481	102.63	5,523,525	83.62	4,212,840	0	20,684,846	1,595,043	22,279,889

UNL-State General Fund-711 Revolving/Designated

COST OBJECT	Dollar	FACULTY	NON FACULTY		EMPLOYEE BENEFITS	PERSONAL SERVICE CREDITS	TOTAL PERSONAL SERVICES	TOTAL OPERATING EXPENSES	TOTAL
		FTE	Dollar	FTE					
22-1702-0001 CEHS GPIdea Funds	0	0.00	0	0.00	0	0	0	78,980	78,980
22-1702-0002 CEHS Gen-Student Tech Fee	0	0.00	0	0.00	0	0	0	125,527	125,527
22-1702-1001 CEHS GPIdea Dean Funds	0	0.00	7,500	0.00	6,352	0	13,852	0	13,852
22-1705-1001 CEHS Grad Std-ALTC	0	0.00	0	0.00	0	0	0	1,000	1,000
22-1706-0001 Educational Admin Bur Ed Rsch & Service	0	0.00	0	0.00	0	0	0	58,326	58,326
22-1707-0002 Educational Psychology Lab Fees	0	0.00	0	0.00	0	0	0	7,000	7,000
22-1710-0001 Spec Educ&Communication Clinic	1,197,217	13.60	142,715	4.30	332,604	0	1,672,536	151,630	1,824,166
22-1710-0003 Spec Educ&Communic Disord Lab Fees	0	0.00	0	0.00	0	0	0	1,000	1,000
22-1713-0001 Pixel Lab Service Center	0	0.00	137,769	3.00	37,865	0	175,634	112,000	287,634
22-1714-0004 CYFS/MAP Academy Combined Srv Ctr	238,012	2.75	380,197	5.50	213,050	0	831,259	0	831,259
22-1727-0002 Child Youth & Fam -Family Resource Cnt	0	0.00	0	0.00	0	0	0	4,500	4,500
22-1727-0004 CYAF Teaching Revolving/GPIDEA	218,101	2.79	0	0.00	66,846	0	284,947	0	284,947
22-1736-0002 Nutr & Hlth Sci Teaching Revolving	0	0.00	0	0.00	0	0	0	7,000	7,000
22-1736-0003 NHS Athletic Fund	72,310	1.00	0	0.00	17,978	0	90,288	0	90,288
22-1736-0030 NHS GP-IDEA Dietetics	10,486	0.14	21,557	0.50	5,878	0	37,921	0	37,921
22-1736-1003 NUTR 245 Lab Fee	0	0.00	0	0.00	0	0	0	4,000	4,000
22-1736-1004 NUTR 344 Lab Fee	0	0.00	0	0.00	0	0	0	4,000	4,000
22-1736-1051 NHS Dietetic Internship Application	0	0.00	0	0.00	0	0	0	1,800	1,800
22-1736-1053 NHS Exercise Science	0	0.00	0	0.00	0	0	0	10,000	10,000
22-1736-1054 NHS Martial Arts	0	0.00	0	0.00	0	0	0	1,000	1,000
22-1737-0001 Textiles Merchandis & Fashion Design Fee	0	0.00	0	0.00	0	0	0	2,921	2,921
TOTAL	1,736,126	20.28	689,738	13.30	680,573	0	3,106,437	570,684	3,677,121

UNL-Federal Letter of Credit-716 Federal/Restricted

COST OBJECT	Dollar	FACULTY	NON FACULTY		EMPLOYEE BENEFITS	PERSONAL SERVICE CREDITS	TOTAL PERSONAL SERVICES	TOTAL OPERATING EXPENSES	TOTAL
		FTE	Dollar	FTE					
24-1708-0134001 US EDUC Indigenous Roots	0	0.00	14,927	0.17	8,554	0	23,481	0	23,481
24-1710-0203001 US ED MPUP-IP	26,954	0.30	0	0.00	9,895	0	36,849	0	36,849
24-1714-0122001 US ED Early Learning Network Lead	0	0.00	2,964	0.05	17,379	0	20,343	0	20,343
24-1714-0132001 US ED ELC in Rural & Urban NE	37,530	0.45	0	0.00	10,209	0	47,739	0	47,739
24-1714-0182001 US ED INSIGHTS	65,678	0.60	148,686	3.00	94,825	0	309,189	0	309,189
24-1714-0239001 IPAS CDC Impact Adapted Version Strength	0	0.00	108,167	2.00	32,998	0	141,165	0	141,165
24-1714-0240001 US ED Coaching in Early Intervention (CE	86,836	0.80	118,425	2.15	50,116	0	255,377	0	255,377
24-1714-0254001 US ED IES Initial Efficacy of Virtual Pr	0	0.00	314,478	5.66	140,015	0	454,493	0	454,493
24-1714-0268001 US ED Art TEAMS: Nurturing Educators Who	0	0.00	24,638	0.50	32,835	0	57,473	0	57,473
24-1714-0285001 NIH Risk & Protective Factors Mnr Men	0	0.00	46,301	1.00	35,077	0	81,378	0	81,378
TOTAL	216,998	2.15	778,586	14.53	431,903	0	1,427,487	0	1,427,487

UNL-Trust-Grant/Cont/Loan/End-718 Trust/Restricted

COST OBJECT	Dollar	FACULTY	NON FACULTY		EMPLOYEE BENEFITS	PERSONAL SERVICE CREDITS	TOTAL PERSONAL SERVICES	TOTAL OPERATING EXPENSES	TOTAL
		FTE	Dollar	FTE					
26-1701-0033004 NE HHS State Immunization Info RENEWAL 3	0	0.00	78,944	1.00	14,840	0	93,784	0	93,784
26-1701-0034003 NE HHS Epidemiology Surv Enh Renewal 2	0	0.00	99,292	1.00	25,808	0	125,100	0	125,100

COST OBJECT LISTING BY SUB PROGRAM
 2023-2024GENERAL OPERATING BUDGET
 UNIVERSITY OF NEBRASKA - LINCOLN
 Excluding IANR and NCTA

SUBPROGRAM #/NAME: 17 College of Education and Human Sciences

UNL-Trust-Grant/Cont/Loan/End-718 Trust/Restricted

COST OBJECT	Dollar	FACULTY	NON FACULTY		EMPLOYEE BENEFITS	PERSONAL SERVICE CREDITS	TOTAL PERSONAL SERVICES	TOTAL OPERATING EXPENSES	TOTAL	
		FTE	Dollar	FTE						
26-1701-0035003	NE HHS Epidemiology Data Mgr RENEWAL 2	0	0.00	40,533	1.00	10,102	0	50,635	0	50,635
26-1701-0036003	NE HHS Arboviral - Hamik Renewal 3	0	0.00	66,619	1.00	13,040	0	79,659	0	79,659
26-1701-0038004	NE HHS Enteric Epidemio RENEWAL 3	0	0.00	66,073	1.00	22,618	0	88,691	0	88,691
26-1701-0039003	NE HHS Influenza Surv Williams RENEWAL 3	0	0.00	70,470	1.00	16,389	0	86,859	0	86,859
26-1701-0042004	NE HHS Synd Surv Info - ZHAO RENEWAL 3	0	0.00	62,047	1.00	6,596	0	68,643	0	68,643
26-1701-0043003	NE HHS Cancer Registry - WU Renewal 2	0	0.00	67,446	1.00	23,064	0	90,510	0	90,510
26-1701-0044003	NE HHS NEDSS Epidemiologist	0	0.00	66,088	1.00	16,102	0	82,190	0	82,190
26-1701-0045003	NE HHS ADAP Program Mgr - Renewal 2	0	0.00	87,344	1.00	6,124	0	93,468	0	93,468
26-1701-0046001	NE PROB Office of Courts Biz Analyst 21-	0	0.00	187,536	3.00	27,292	0	214,828	0	214,828
26-1701-0048001	NE HHS Environ Hlth Hazard Database Mana	0	0.00	42,247	1.00	13,818	0	56,065	0	56,065
26-1701-0049001	NE HHS NEDSS Epidemiologist Yr 2	0	0.00	194,289	3.00	35,365	0	229,654	0	229,654
26-1701-0050001	NE HHS Data Exchange Specialist	0	0.00	59,972	1.00	24,242	0	84,214	0	84,214
26-1710-0235001	NE ED ASD Network IDEA Part C 2022-23	0	0.00	223,548	3.00	35,308	0	258,856	0	258,856
26-1710-0240001	NE ED Visual Impairment Program 2022-23	70,849	1.00	0	0.00	8,601	0	79,450	0	79,450
26-1714-0259001	WISC UNIV Efficacy Study CBC in Elementa	0	0.00	62,964	1.00	40,442	0	103,406	0	103,406
26-1714-0283001	NCFE Preschool Development Grant 2022-23	0	0.00	37,201	0.60	26,385	0	63,586	0	63,586
26-1714-0284001	NDE MTSS Impl Spt Team 2022-23	37,530	0.45	250,822	4.00	65,176	0	353,528	0	353,528
26-1714-0299001	UC-Irvine WORDS Pandemic Recovery in NE	0	0.00	171,400	3.00	12,667	0	184,067	0	184,067
26-1714-0309001	NCFF Preschool Development Grant 2023-24	0	0.00	126,095	2.00	8,715	0	134,810	0	134,810
26-1727-0057001	NE ED Nebraska WORDS-Reading Developm	44,923	0.50	0	0.00	7,959	0	52,882	0	52,882
26-1736-0066001	REGION 6 OCC Block Grant FY23	0	0.00	32,647	0.55	3,426	0	36,073	0	36,073
26-1736-0067001	NOHS Reduce High-Risk Drinking 22-23	0	0.00	81,241	0.80	14,667	0	95,908	0	95,908
26-1736-0068001	NE DHHS Partnership for Success/NCC FY23	0	0.00	72,857	1.10	3,728	0	76,585	0	76,585
26-1736-0069001	REGION 6 FY23 P'ship for Success PFS/OCC	0	0.00	32,646	0.55	4,280	0	36,926	0	36,926
27-1702-0699001	Osher Lifelong Learning Endowment	0	0.00	84,451	1.60	29,228	0	113,679	0	113,679
27-1702-1031001	Tinstman Professorship-Carr; T.	10,000	0.00	0	0.00	0	0	10,000	0	10,000
27-1702-1388101	B&R Robinson Prof Ext#Stipend	3,000	0.00	0	0.00	0	0	3,000	0	3,000
27-1702-1873001	Joan Jelinek Riebow Fund	0	0.00	55,025	0.44	11,567	0	66,592	0	66,592
27-1702-3397001	Wes Meierhenry Professorship Stipend	15,000	0.00	0	0.00	0	0	15,000	0	15,000
27-1702-3674001	Edith S Greer Professorship Stipend	5,000	0.00	0	0.00	0	0	5,000	0	5,000
27-1702-4276001	Gilmartin Professorship-Heaton; Ruth	10,000	0.00	0	0.00	0	0	10,000	0	10,000
27-1702-4765001	Teachers Scholars Academy Fund	0	0.00	58,430	1.00	19,853	0	78,283	0	78,283
27-1702-5774201	Melvin & Jane Nore Prof-Scharmman; L.	20,000	0.00	0	0.00	0	0	20,000	0	20,000
27-1702-8082001	CEHS General Development	0	0.00	13,045	0.32	5,625	0	18,670	0	18,670
27-1705-0751001	Kit & Dick Schmoker Reading Center	43,269	0.62	0	0.00	6,902	0	50,171	0	50,171
27-1710-3393001	Special Ed & Communications	5,000	0.00	0	0.00	0	0	5,000	0	5,000
27-1710-5699001	Barkley Trust (W. E. Barkley)	601,358	3.93	322,208	5.72	237,632	0	1,161,198	0	1,161,198
27-1714-0051001	George Holmes University Prof-Sheridan	15,000	0.00	0	0.00	0	0	15,000	0	15,000
27-1727-0020004	BECl Community Chair Year 4	10,000	0.00	0	0.00	5,305	0	15,305	0	15,305
27-1727-4491001	GA Newkirk Prof of Leader-Bischoff; R.	10,000	0.00	0	0.00	0	0	10,000	0	10,000
TOTAL	900,929	6.50	2,813,480	43.67	802,866	0	4,517,275	0	4,517,275	

UNL-Auxiliary-719 Auxiliaries & Services/Restricted

COST OBJECT	Dollar	FACULTY	NON FACULTY		EMPLOYEE BENEFITS	PERSONAL SERVICE CREDITS	TOTAL PERSONAL SERVICES	TOTAL OPERATING EXPENSES	TOTAL	
		FTE	Dollar	FTE						
23-1702-0002	CEHS-OLLI Class Fees	0	0.00	89,493	2.00	36,780	0	126,273	37,000	163,273
23-1712-0001	Buros Test Reviews & Information	246,493	1.94	650,762	9.30	203,554	0	1,100,809	201,631	1,302,440
23-1712-0002	Buros Center Admin Services	0	0.00	19,264	0.33	11,044	0	30,308	0	30,308
23-1712-0004	Buros Psychometric Consulting	0	0.00	47,820	0.73	2,463	0	50,283	0	50,283
23-1727-0001	CYAF Child Development Lab	275,583	5.81	85,126	1.52	132,406	0	493,115	51,438	544,553

COST OBJECT LISTING BY SUB PROGRAM
 2023-2024 GENERAL OPERATING BUDGET
 UNIVERSITY OF NEBRASKA - LINCOLN
 Excluding IANR and NCTA

SUBPROGRAM #/NAME: 17 College of Education and Human Sciences

TOTAL	522,076	7.75	892,465	13.88	386,247	0	1,800,788	290,069	2,090,857
SUB PROGRAM TOTAL	14,324,610	139	10,697,794	169	6,514,429	0	31,536,833	2,455,796	33,992,629

SUBPROGRAM #/NAME: 20 Academic Services & Enrollment Management

UNL-State General Fund-711 State & University Generated/Unrestricted

COST OBJECT	Dollar	FACULTY FTE	NON FACULTY Dollar	FTE	EMPLOYEE BENEFITS	PERSONAL SERVICE CREDITS	TOTAL PERSONAL SERVICES	TOTAL OPERATING EXPENSES	TOTAL
21-2001-0001 ASEM Dean's Office	0	0.00	357,181	4.00	63,499	0	420,680	114,340	535,020
21-2001-0201 ASEM Operations	0	0.00	0	0.00	0	0	0	28,677	28,677
21-2007-0001 Admissions	0	0.00	241,346	3.00	41,319	0	282,665	0	282,665
21-2007-0101 External Recruitment	0	0.00	303,359	4.00	50,292	0	353,651	0	353,651
21-2007-0201 On-Campus Exp	0	0.00	482,471	10.00	100,377	0	582,848	0	582,848
21-2007-0301 Outreach Programs	0	0.00	306,409	6.00	59,961	0	366,370	0	366,370
21-2008-0001 Registrar's Office	0	0.00	1,161,567	24.55	320,273	0	1,481,840	91,551	1,573,391
21-2009-0001 Husker Hub-State	0	0.00	491,815	12.00	125,942	0	617,757	0	617,757
21-2011-0001 Scholarship/Financial Aid	0	0.00	1,078,625	20.00	385,411	0	1,464,036	56,668	1,520,704
21-2012-0001 NCPA	0	0.00	264,235	3.24	75,437	0	339,672	125,000	464,672
21-2012-1001 NCPA-Grand Island	0	0.00	43,260	1.00	3,279	0	46,539	0	46,539
TOTAL	0	0.00	4,730,268	87.79	1,225,790	0	5,956,058	416,236	6,372,294

UNL-State General Fund-711 Revolving/Designated

COST OBJECT	Dollar	FACULTY FTE	NON FACULTY Dollar	FTE	EMPLOYEE BENEFITS	PERSONAL SERVICE CREDITS	TOTAL PERSONAL SERVICES	TOTAL OPERATING EXPENSES	TOTAL
22-2001-0001 ASEM Dean's Revolving	0	0.00	10,563	0.00	0	0	10,563	0	10,563
22-2001-0401 ASEM Marketing - Rvlg	0	0.00	813,807	13.00	193,156	0	1,006,963	248,900	1,255,863
22-2006-0001 New Student Enrollment - Rvlg	0	0.00	527,832	5.00	87,894	0	615,726	216,900	832,626
22-2006-1002 NSE-International Rvlg	0	0.00	35,000	0.00	143	0	35,143	0	35,143
22-2007-0001 Admissions Rvlg-General Operations	0	0.00	441,085	11.00	129,595	0	570,680	737,900	1,308,580
22-2007-0101 External Recruitment - Rvlg	0	0.00	931,047	18.00	221,149	0	1,152,196	0	1,152,196
22-2007-0201 On-Campus Exp - Rvlg	0	0.00	119,500	0.00	2,176	0	121,676	141,700	263,376
22-2007-0301 Outreach Programs - Rvlg	0	0.00	27,894	0.30	8,784	0	36,678	2,150	38,828
22-2007-1103 ADM-International - Rvlg	0	0.00	97,335	2.00	10,097	0	107,432	37,700	145,132
22-2007-1201 Events - Rvlg	0	0.00	0	0.00	0	0	0	49,600	49,600
22-2007-1202 Campus Visits - Rvlg	0	0.00	0	0.00	0	0	0	131,900	131,900
22-2008-0002 Registrar's Office-Athletic Cert Rev	0	0.00	156,982	3.00	49,467	0	206,449	0	206,449
22-2008-0003 Registrar's Office-Tech Fee	0	0.00	276,040	4.00	69,160	0	345,200	0	345,200
22-2009-0001 Husker Hub-Rev	0	0.00	0	0.00	0	0	0	25,000	25,000
TOTAL	0	0.00	3,437,085	56.30	771,621	0	4,208,706	1,591,750	5,800,456

UNL-Trust-Grant/Cont/Loan/End-718 Trust/Restricted

COST OBJECT	Dollar	FACULTY FTE	NON FACULTY Dollar	FTE	EMPLOYEE BENEFITS	PERSONAL SERVICE CREDITS	TOTAL PERSONAL SERVICES	TOTAL OPERATING EXPENSES	TOTAL
26-2007-0012001 Peter Kiewit Fdn NCPA Support Fund	0	0.00	49,955	1.00	14,286	0	64,241	0	64,241
27-2012-0004001 Sherwood Fdn Admin Scholarship Pgm	0	0.00	520,322	9.76	120,726	0	641,048	0	641,048
TOTAL	0	0.00	570,277	10.76	135,012	0	705,289	0	705,289

SUB PROGRAM TOTAL	0	0	8,737,630	155	2,132,423	0	10,870,053	2,007,986	12,878,039
--------------------------	----------	----------	------------------	------------	------------------	----------	-------------------	------------------	-------------------

SUBPROGRAM #/NAME: 22 Other Instruction or Research

COST OBJECT LISTING BY SUB PROGRAM
 2023-2024 GENERAL OPERATING BUDGET
 UNIVERSITY OF NEBRASKA - LINCOLN
 Excluding IANR and NCTA

SUBPROGRAM #/NAME: 22 Other Instruction or Research

UNL-State General Fund-711 State & University Generated/Unrestricted

COST OBJECT	Dollar	FACULTY	NON FACULTY		EMPLOYEE BENEFITS	PERSONAL SERVICE CREDITS	TOTAL PERSONAL SERVICES	TOTAL OPERATING EXPENSES	TOTAL
		FTE	Dollar	FTE					
21-2209-0001 Air Science	0	0.00	37,476	1.00	20,744	0	58,220	8,373	66,593
21-2210-0001 Military Science	0	0.00	34,118	0.75	9,168	0	43,286	11,758	55,044
21-2211-0001 Naval Science	0	0.00	30,524	0.75	11,349	0	41,873	7,072	48,945
21-2212-0001 Special Events Commencement	0	0.00	1,645	0.00	2,343	0	3,988	197,493	201,481
21-2212-0002 Special Events Convocations	0	0.00	0	0.00	0	0	0	4,006	4,006
21-2214-0001 Misc Genera Expens Bad Debt Expens Tuit	0	0.00	0	0.00	0	0	0	500,000	500,000
21-2215-0001 Workstudy Matching Control	0	0.00	152,372	0.00	0	0	152,372	0	152,372
TOTAL	0	0.00	256,135	2.50	43,604	0	299,739	728,702	1,028,441

UNL-State General Fund-711 Revolving/Designated

COST OBJECT	Dollar	FACULTY	NON FACULTY		EMPLOYEE BENEFITS	PERSONAL SERVICE CREDITS	TOTAL PERSONAL SERVICES	TOTAL OPERATING EXPENSES	TOTAL
		FTE	Dollar	FTE					
22-2299-0010 Budget Adjustmen Revolving Budget Adjus	0	0.00	0	0.00	0	0	0	63,362,570	63,362,570
TOTAL	0	0.00	0	0.00	0	0	0	63,362,570	63,362,570
SUB PROGRAM TOTAL	0	0	256,135	3	43,604	0	299,739	64,091,272	64,391,011

SUBPROGRAM #/NAME: 23 Student Aid

UNL-State General Fund-711 State & University Generated/Unrestricted

COST OBJECT	Dollar	FACULTY	NON FACULTY		EMPLOYEE BENEFITS	PERSONAL SERVICE CREDITS	TOTAL PERSONAL SERVICES	TOTAL OPERATING EXPENSES	TOTAL
		FTE	Dollar	FTE					
21-2313-0001 Univ Tuition Assist Grants	0	0.00	0	0.00	0	0	0	1,040,279	1,040,279
21-2313-0002 Need Based Aid-UNOG	0	0.00	0	0.00	0	0	0	4,161,126	4,161,126
21-2313-0003 Need Based Aid-Tuit Assist Pgm	0	0.00	0	0.00	0	0	0	3,467,595	3,467,595
TOTAL	0	0.00	0	0.00	0	0	0	8,669,000	8,669,000
SUB PROGRAM TOTAL	0	0	0	0	0	0	0	8,669,000	8,669,000

SUBPROGRAM #/NAME: 24 International Programs

UNL-State General Fund-711 State & University Generated/Unrestricted

COST OBJECT	Dollar	FACULTY	NON FACULTY		EMPLOYEE BENEFITS	PERSONAL SERVICE CREDITS	TOTAL PERSONAL SERVICES	TOTAL OPERATING EXPENSES	TOTAL
		FTE	Dollar	FTE					
21-2402-0002 International Student Fee Supp	0	0.00	81,744	1.00	32,885	0	114,629	0	114,629
21-2405-0001 Global Experiences State Aided	0	0.00	171,981	2.72	32,570	0	204,551	19,620	224,171
21-2407-0001 ISSO-Intrntl Stdtd Scholar Office	0	0.00	428,507	8.00	118,765	0	547,272	34,496	581,768
TOTAL	0	0.00	682,232	11.72	184,220	0	866,452	54,116	920,568

UNL-State General Fund-711 Revolving/Designated

COST OBJECT	Dollar	FACULTY	NON FACULTY		EMPLOYEE BENEFITS	PERSONAL SERVICE CREDITS	TOTAL PERSONAL SERVICES	TOTAL OPERATING EXPENSES	TOTAL
		FTE	Dollar	FTE					
22-2405-0001 Global Experiences Revolving	0	0.00	260,025	5.29	52,920	0	312,945	0	312,945
TOTAL	0	0.00	260,025	5.29	52,920	0	312,945	0	312,945

UNL-Auxiliary-719 Auxiliaries & Services/Restricted

COST OBJECT	Dollar	FACULTY	NON FACULTY		EMPLOYEE BENEFITS	PERSONAL SERVICE CREDITS	TOTAL PERSONAL SERVICES	TOTAL OPERATING EXPENSES	TOTAL
		FTE	Dollar	FTE					
23-2402-0001 Global Partnerships-Asia Initiatives	0	0.00	46,350	1.00	23,969	0	70,319	0	70,319

COST OBJECT LISTING BY SUB PROGRAM
 2023-2024 GENERAL OPERATING BUDGET
 UNIVERSITY OF NEBRASKA - LINCOLN
 Excluding IANR and NCTA

SUBPROGRAM #/NAME: 24 International Programs

UNL-Auxiliary-719 Auxiliaries & Services/Restricted

COST OBJECT	Dollar	FACULTY	NON FACULTY		EMPLOYEE BENEFITS	PERSONAL SERVICE CREDITS	TOTAL PERSONAL SERVICES	TOTAL OPERATING EXPENSES	TOTAL
		FTE	Dollar	FTE					
23-2402-0002 Global Partnerships-Misc Auxiliary	0	0.00	59,019	1.00	8,883	0	67,902	0	67,902
23-2405-0003 Global Experiences Fees	0	0.00	0	0.00	0	0	0	1,605,000	1,605,000
TOTAL	0	0.00	105,369	2.00	32,852	0	138,221	1,605,000	1,743,221
SUB PROGRAM TOTAL									
	0	0	1,047,626	19	269,992	0	1,317,618	1,659,116	2,976,734

SUBPROGRAM #/NAME: 25 Instruction Budget Adjustments

UNL-State General Fund-711 State & University Generated/Unrestricted

COST OBJECT	Dollar	FACULTY	NON FACULTY		EMPLOYEE BENEFITS	PERSONAL SERVICE CREDITS	TOTAL PERSONAL SERVICES	TOTAL OPERATING EXPENSES	TOTAL
		FTE	Dollar	FTE					
21-2599-0001 BDGT ADJ PERM BDG	0	0.00	435,492	0.00	0	0	435,492	-12,849,213	-12,413,721
21-2599-0009 Budget Adj-Strategic Faculty Salary Fund	19,328	0.00	0	0.00	0	0	19,328	115,131	134,459
21-2599-0010 Budget Adjust Benefit Variance Allowance	0	0.00	0	0.00	5,442,645	0	5,442,645	0	5,442,645
21-2599-0016 Bdgt Adj Internl Student Recruit	0	0.00	0	0.00	0	0	0	750,000	750,000
21-2599-0023 Faculty Benchmarking Year 2	0	0.00	0	0.00	0	0	0	-3,157,777	-3,157,777
TOTAL	19,328	0.00	435,492	0.00	5,442,645	0	5,897,465	-15,141,859	-9,244,394

UNL-State General Fund-711 Cash & Student Contracts/Designated

COST OBJECT	Dollar	FACULTY	NON FACULTY		EMPLOYEE BENEFITS	PERSONAL SERVICE CREDITS	TOTAL PERSONAL SERVICES	TOTAL OPERATING EXPENSES	TOTAL
		FTE	Dollar	FTE					
21-2599-4007 Budget Adjustm Unalloc F&A	0	0.00	0	0.00	0	0	0	25,302,115	25,302,115
TOTAL	0	0.00	0	0.00	0	0	0	25,302,115	25,302,115
SUB PROGRAM TOTAL									
	19,328	0	435,492	0	5,442,645	0	5,897,465	10,160,256	16,057,721

SUBPROGRAM #/NAME: 27 Television and Radio

UNL-State General Fund-711 State & University Generated/Unrestricted

COST OBJECT	Dollar	FACULTY	NON FACULTY		EMPLOYEE BENEFITS	PERSONAL SERVICE CREDITS	TOTAL PERSONAL SERVICES	TOTAL OPERATING EXPENSES	TOTAL
		FTE	Dollar	FTE					
21-2701-0001 University Television	0	0.00	1,454,139	24.16	552,793	0	2,006,932	0	2,006,932
TOTAL	0	0.00	1,454,139	24.16	552,793	0	2,006,932	0	2,006,932

UNL-State General Fund-711 Revolving/Designated

COST OBJECT	Dollar	FACULTY	NON FACULTY		EMPLOYEE BENEFITS	PERSONAL SERVICE CREDITS	TOTAL PERSONAL SERVICES	TOTAL OPERATING EXPENSES	TOTAL
		FTE	Dollar	FTE					
22-2701-0001 University Television Revolving	0	0.00	4,444,188	74.50	1,090,369	0	5,534,557	1,390,548	6,925,105
TOTAL	0	0.00	4,444,188	74.50	1,090,369	0	5,534,557	1,390,548	6,925,105

UNL-Trust-Grant/Cont/Loan/End-718 Trust/Restricted

COST OBJECT	Dollar	FACULTY	NON FACULTY		EMPLOYEE BENEFITS	PERSONAL SERVICE CREDITS	TOTAL PERSONAL SERVICES	TOTAL OPERATING EXPENSES	TOTAL
		FTE	Dollar	FTE					
26-2701-2022001 CPB CSG 2022 NETC	0	0.00	676,167	10.00	174,552	0	850,719	0	850,719
26-2701-2022002 CPB CSG 2022 KUON	0	0.00	109,783	2.00	48,847	0	158,630	0	158,630
TOTAL	0	0.00	785,950	12.00	223,399	0	1,009,349	0	1,009,349
SUB PROGRAM TOTAL									
	0	0	6,684,277	111	1,866,561	0	8,550,838	1,390,548	9,941,386

COST OBJECT LISTING BY SUB PROGRAM
 2023-2024 GENERAL OPERATING BUDGET
 UNIVERSITY OF NEBRASKA - LINCOLN
 Excluding IANR and NCTA

SUBPROGRAM #/NAME: 28 Museums and Art Gallery

UNL-State General Fund-711 State & University Generated/Unrestricted

COST OBJECT	Dollar	FACULTY	NON FACULTY		EMPLOYEE BENEFITS	PERSONAL SERVICE CREDITS	TOTAL PERSONAL SERVICES	TOTAL OPERATING EXPENSES	TOTAL
		FTE	Dollar	FTE					
21-2805-0001 Museum	0	0.00	708,576	8.21	211,757	0	920,333	0	920,333
21-2805-0004 Museum-Trailside	0	0.00	25,305	0.67	10,351	0	35,656	0	35,656
21-2805-0006 Museum-Ashfall Park	0	0.00	63,885	1.09	25,581	0	89,466	9,138	98,604
21-2811-0001 Art Gallery	577	0.00	1,026,514	18.99	254,617	0	1,281,708	66,836	1,348,544
21-2815-0001 International Quilt Museum	0	0.00	57,622	0.80	15,753	0	73,375	0	73,375
TOTAL	577	0.00	1,881,902	29.76	518,059	0	2,400,538	75,974	2,476,512

UNL-State General Fund-711 Revolving/Designated

COST OBJECT	Dollar	FACULTY	NON FACULTY		EMPLOYEE BENEFITS	PERSONAL SERVICE CREDITS	TOTAL PERSONAL SERVICES	TOTAL OPERATING EXPENSES	TOTAL
		FTE	Dollar	FTE					
22-2805-0001 Museum-Mueller Planetarium	0	0.00	35,501	0.97	7,359	0	42,860	19,635	62,495
22-2805-0003 Museum Memberships	0	0.00	0	0.00	0	0	0	8,000	8,000
22-2805-0004 Museum-Ashfall Ed Program	0	0.00	25,122	0.50	7,443	0	32,565	21,773	54,338
22-2811-0001 Sheldon Art Gallery - Art Exhibit Pgm	0	0.00	127,826	2.00	41,699	0	169,525	27,300	196,825
22-2811-0002 Sheldon Art Gallery-Facility/Security Fe	0	0.00	0	0.00	0	0	0	6,500	6,500
TOTAL	0	0.00	188,449	3.47	56,501	0	244,950	83,208	328,158

UNL-Trust-Grant/Cont/Loan/End-718 Trust/Restricted

COST OBJECT	Dollar	FACULTY	NON FACULTY		EMPLOYEE BENEFITS	PERSONAL SERVICE CREDITS	TOTAL PERSONAL SERVICES	TOTAL OPERATING EXPENSES	TOTAL
		FTE	Dollar	FTE					
26-2805-0006001 E F Schramm Fund	0	0.00	14,668	0.29	0	0	14,668	0	14,668
26-2805-0009001 Mueller Planetarium Fund	0	0.00	11,374	0.25	2,504	0	13,878	0	13,878
26-2805-0015026 NDOR Roads 2022-23 Highway Paleo Salvage	0	0.00	118,958	2.00	23,658	0	142,616	0	142,616
26-2805-0020001 Woods Stamp Fund	0	0.00	9,853	0.16	4,085	0	13,938	0	13,938
26-2805-0055001 T Mylan Stout Fund	0	0.00	66,497	1.22	13,024	0	79,521	0	79,521
27-2805-0100001 Ashfall Voorhies Fund	0	0.00	26,222	0.70	3,262	0	29,484	0	29,484
27-2805-0104001 Knickrehm Fund	0	0.00	11,264	0.18	4,670	0	15,934	0	15,934
27-2805-0111001 Rogers Foundation Fund	0	0.00	16,812	0.37	4,408	0	21,220	0	21,220
27-2805-0143001 Morrill Hall Fund	0	0.00	42,784	1.00	10,953	0	53,737	0	53,737
27-2805-0144001 Thurl B Strain State Museum Subfund	0	0.00	20,247	0.33	7,707	0	27,954	0	27,954
27-2811-0007001 Schweser Fund	0	0.00	42,725	1.00	17,782	0	60,507	0	60,507
27-2815-2720101 James Endow Exec Director	0	0.00	29,738	0.24	8,405	0	38,143	0	38,143
27-2815-3605001 R&A James QH Operations	0	0.00	364,913	7.14	92,831	0	457,744	0	457,744
TOTAL	0	0.00	776,055	14.87	193,289	0	969,344	0	969,344

UNL-Auxiliary-719 Auxiliaries & Services/Restricted

COST OBJECT	Dollar	FACULTY	NON FACULTY		EMPLOYEE BENEFITS	PERSONAL SERVICE CREDITS	TOTAL PERSONAL SERVICES	TOTAL OPERATING EXPENSES	TOTAL
		FTE	Dollar	FTE					
23-2805-0001 Museum Shop	0	0.00	44,075	0.97	17,804	0	61,879	64,476	126,355
23-2805-0002 Museum Shop Trailside	0	0.00	15,031	0.38	0	0	15,031	16,303	31,334
23-2805-0003 Ashfall Museum Shop	0	0.00	21,776	0.50	8,218	0	29,994	0	29,994
23-2805-0005 Virtual Field Trips-Morrill Hall	0	0.00	14,082	0.31	13,605	0	27,687	10,123	37,810
23-2805-0009 Museum Gate & Rental Fees	0	0.00	183,468	4.01	58,517	0	241,985	0	241,985
23-2805-0010 Museum Education Department	0	0.00	50,157	1.08	11,156	0	61,313	0	61,313
23-2815-0002 IQM Admin/Operating	0	0.00	0	0.00	0	0	0	38,385	38,385
TOTAL	0	0.00	328,589	7.23	109,300	0	437,889	129,287	567,176

SUB PROGRAM TOTAL

577	0	3,174,995	55	877,149	0	4,052,721	288,469	4,341,190
------------	----------	------------------	-----------	----------------	----------	------------------	----------------	------------------

COST OBJECT LISTING BY SUB PROGRAM
 2023-2024 GENERAL OPERATING BUDGET
 UNIVERSITY OF NEBRASKA - LINCOLN
 Excluding IANR and NCTA

SUBPROGRAM #/NAME: 30 Center for Transformative Teaching

UNL-State General Fund-711 State & University Generated/Unrestricted

COST OBJECT	Dollar	FACULTY	NON FACULTY		EMPLOYEE BENEFITS	PERSONAL SERVICE CREDITS	TOTAL PERSONAL SERVICES	TOTAL OPERATING EXPENSES	TOTAL
		FTE	Dollar	FTE					
21-3001-0001 Center for Transformative Teaching	0	0.00	0	0.00	0	0	0	48,227	48,227
TOTAL	0	0.00	0	0.00	0	0	0	48,227	48,227

UNL-State General Fund-711 Revolving/Designated

COST OBJECT	Dollar	FACULTY	NON FACULTY		EMPLOYEE BENEFITS	PERSONAL SERVICE CREDITS	TOTAL PERSONAL SERVICES	TOTAL OPERATING EXPENSES	TOTAL
		FTE	Dollar	FTE					
22-3001-0002 CTT Revolving	0	0.00	1,085,723	16.00	286,968	0	1,372,691	0	1,372,691
TOTAL	0	0.00	1,085,723	16.00	286,968	0	1,372,691	0	1,372,691

SUB PROGRAM TOTAL **0** **0** **1,085,723** **16** **286,968** **0** **1,372,691** **48,227** **1,420,918**

SUBPROGRAM #/NAME: 33 Facilities Mgmt & Planning

UNL-State General Fund-711 State & University Generated/Unrestricted

COST OBJECT	Dollar	FACULTY	NON FACULTY		EMPLOYEE BENEFITS	PERSONAL SERVICE CREDITS	TOTAL PERSONAL SERVICES	TOTAL OPERATING EXPENSES	TOTAL
		FTE	Dollar	FTE					
21-3301-0010 FMO Administration	0	0.00	477,508	3.00	88,096	0	565,604	0	565,604
21-3301-0011 Operations Technology	0	0.00	992,476	10.40	287,655	0	1,280,131	40,674	1,320,805
21-3301-0012 Sustainability	0	0.00	154,300	2.50	43,642	0	197,942	5,153	203,095
21-3301-0043 IMA Services	0	0.00	187,002	3.00	60,139	0	247,141	14,640	261,781
21-3306-0005 Bldg Rpr & Maint-Control Sys Maint Div	0	0.00	4,024,260	54.75	936,462	0	4,960,722	968,118	5,928,840
21-3306-1002 BSM-Mgm Salaries	0	0.00	244,018	2.20	58,666	0	302,684	0	302,684
21-3307-0001 Custodial	0	0.00	7,090,265	173.00	2,316,523	0	9,406,788	472,457	9,879,245
21-3307-0002 College of Nursing Custodial Support	0	0.00	100,000	0.00	0	0	100,000	0	100,000
21-3309-0001 Utility Operations	0	0.00	0	0.00	0	0	0	23,904,890	23,904,890
21-3309-0005 Wireless	0	0.00	0	0.00	0	0	0	225,000	225,000
21-3312-0001 Landscape Services	0	0.00	1,467,082	18.63	356,541	0	1,823,623	418,103	2,241,726
21-3312-1001 Landscape Srv-Mgm Sal	0	0.00	280,281	3.00	86,743	0	367,024	0	367,024
21-3313-0002 Waste Management	0	0.00	135,409	2.75	24,400	0	159,809	48,784	208,593
21-3314-0001 Rental Physical Plant Property	0	0.00	0	0.00	0	0	0	148,939	148,939
21-3318-0001 UO Organizational Development	0	0.00	172,571	2.50	20,450	0	193,021	0	193,021
TOTAL	0	0.00	15,325,172	275.73	4,279,317	0	19,604,489	26,246,758	45,851,247

UNL-State General Fund-711 Revolving/Designated

COST OBJECT	Dollar	FACULTY	NON FACULTY		EMPLOYEE BENEFITS	PERSONAL SERVICE CREDITS	TOTAL PERSONAL SERVICES	TOTAL OPERATING EXPENSES	TOTAL
		FTE	Dollar	FTE					
22-3301-0012 Sustainability Revolving	0	0.00	83,208	0.50	6,397	0	89,605	148,000	237,605
22-3306-0001 Bldg Sys Maint-Service Center Operations	0	0.00	3,304,617	56.00	1,763,844	0	5,068,461	-5,068,461	0
22-3307-0001 Custodial Svcs-Service Cntr Operations	0	0.00	902,389	22.00	286,853	0	1,189,242	-1,189,242	0
22-3312-0001 Landscape Services	0	0.00	993,569	24.00	514,172	0	1,507,741	-1,507,741	0
22-3313-0001 Waste Mgm & Recycling Operations	0	0.00	57,011	1.25	39,493	0	96,504	1,771	98,275
22-3317-0001 HEP Service Center	0	0.00	3,661,399	48.50	895,395	0	4,556,794	-1,492,562	3,064,232
TOTAL	0	0.00	9,002,193	152.25	3,506,154	0	12,508,347	-9,108,235	3,400,112

UNL-Auxiliary-719 Auxiliaries & Services/Restricted

COST OBJECT	Dollar	FACULTY	NON FACULTY		EMPLOYEE BENEFITS	PERSONAL SERVICE CREDITS	TOTAL PERSONAL SERVICES	TOTAL OPERATING EXPENSES	TOTAL
		FTE	Dollar	FTE					
23-3314-0001 Rental Prop Misc Fees & Rental Inc	0	0.00	0	0.00	0	0	0	5,000	5,000
TOTAL	0	0.00	0	0.00	0	0	0	5,000	5,000

COST OBJECT LISTING BY SUB PROGRAM
 2023-2024 GENERAL OPERATING BUDGET
 UNIVERSITY OF NEBRASKA - LINCOLN
 Excluding IANR and NCTA

SUB PROGRAM TOTAL	0	0	24,327,365	428	7,785,471	0	32,112,836	17,143,523	49,256,359
--------------------------	---	---	------------	-----	-----------	---	------------	------------	------------

SUBPROGRAM #/NAME: 34 Innovation Campus

UNL-State General Fund-711 State & University Generated/Unrestricted

COST OBJECT	Dollar	FACULTY FTE	NON FACULTY Dollar	FTE	EMPLOYEE BENEFITS	PERSONAL SERVICE CREDITS	TOTAL PERSONAL SERVICES	TOTAL OPERATING EXPENSES	TOTAL
21-3406-0001 NIC Bus Service	0	0.00	0	0.00	0	0	0	319,000	319,000
TOTAL	0	0.00	0	0.00	0	0	0	319,000	319,000

UNL-State General Fund-711 Revolving/Designated

COST OBJECT	Dollar	FACULTY FTE	NON FACULTY Dollar	FTE	EMPLOYEE BENEFITS	PERSONAL SERVICE CREDITS	TOTAL PERSONAL SERVICES	TOTAL OPERATING EXPENSES	TOTAL
22-3405-0006 Innov Campus Operating	0	0.00	0	0.00	0	0	0	100,000	100,000
TOTAL	0	0.00	0	0.00	0	0	0	100,000	100,000

SUB PROGRAM TOTAL

0	0	0	0	0	0	0	0	419,000	419,000
---	---	---	---	---	---	---	---	---------	---------

SUBPROGRAM #/NAME: 41 Executive Administration

UNL-State General Fund-711 State & University Generated/Unrestricted

COST OBJECT	Dollar	FACULTY FTE	NON FACULTY Dollar	FTE	EMPLOYEE BENEFITS	PERSONAL SERVICE CREDITS	TOTAL PERSONAL SERVICES	TOTAL OPERATING EXPENSES	TOTAL
21-4101-0001 Chancellor	0	0.00	1,547,817	6.95	246,702	0	1,794,519	196,008	1,990,527
21-4101-0008 Institutional Events	0	0.00	0	0.00	0	0	0	73,000	73,000
21-4101-0009 Chancellor Commissions	0	0.00	0	0.00	0	0	0	15,000	15,000
21-4101-0010 Faculty Senate	0	0.00	87,429	2.00	0	0	87,429	8,157	95,586
21-4101-0011 Staff Senate	0	0.00	46,865	0.70	0	0	46,865	8,000	54,865
21-4101-0012 Security-Student Sponsored Events	0	0.00	0	0.00	0	0	0	10,000	10,000
21-4101-5701 Chancellor Distance Ed	0	0.00	103,395	0.50	48,988	0	152,383	0	152,383
21-4104-0001 Office of Diversity and Inclusion	0	0.00	800,079	6.00	205,747	0	1,005,826	126,460	1,132,286
21-4104-0002 Office Acad Success & Intercultural Svcs	0	0.00	404,689	7.00	103,148	0	507,837	73,618	581,455
21-4105-0001 Van Brunt Visitor's Center	0	0.00	68,841	0.56	8,528	0	77,369	0	77,369
TOTAL	0	0.00	3,059,115	23.71	613,113	0	3,672,228	510,243	4,182,471

SUB PROGRAM TOTAL

0	0	3,059,115	24	613,113	0	3,672,228	510,243	4,182,471
---	---	-----------	----	---------	---	-----------	---------	-----------

SUBPROGRAM #/NAME: 42 Student Services

UNL-State General Fund-711 State & University Generated/Unrestricted

COST OBJECT	Dollar	FACULTY FTE	NON FACULTY Dollar	FTE	EMPLOYEE BENEFITS	PERSONAL SERVICE CREDITS	TOTAL PERSONAL SERVICES	TOTAL OPERATING EXPENSES	TOTAL
21-4201-0001 Vice Chancellor for Student Affairs	0	0.00	275,472	1.00	45,551	0	321,023	-30,543	290,480
21-4210-0001 TRIO Programs	0	0.00	57,783	0.60	5,701	0	63,484	8,258	71,742
21-4210-0004 SSS/UNL Cost Share	0	0.00	32,450	0.84	10,558	0	43,008	29,881	72,889
21-4213-0001 Student Conduct & Community Standards	0	0.00	0	0.00	0	0	0	11,473	11,473
21-4214-0001 Services for Students with Disabilities	0	0.00	85,434	1.00	24,912	0	110,346	1,122	111,468
21-4215-0001 NU City Union Facility Operating	0	0.00	196,419	4.00	81,568	0	277,987	0	277,987
TOTAL	0	0.00	647,558	7.44	168,290	0	815,848	20,191	836,039

UNL-State General Fund-711 Revolving/Designated

COST OBJECT	Dollar	FACULTY FTE	NON FACULTY Dollar	FTE	EMPLOYEE BENEFITS	PERSONAL SERVICE CREDITS	TOTAL PERSONAL SERVICES	TOTAL OPERATING EXPENSES	TOTAL
-------------	--------	----------------	-----------------------	-----	----------------------	--------------------------------	-------------------------------	--------------------------------	-------

COST OBJECT LISTING BY SUB PROGRAM
 2023-2024 GENERAL OPERATING BUDGET
 UNIVERSITY OF NEBRASKA - LINCOLN
 Excluding IANR and NCTA

SUBPROGRAM #/NAME: 42 Student Services

UNL-State General Fund-711 Revolving/Designated

COST OBJECT	Dollar	FACULTY	NON FACULTY		EMPLOYEE BENEFITS	PERSONAL	TOTAL	TOTAL	TOTAL
		FTE	Dollar	FTE		SERVICE CREDITS	PERSONAL SERVICES	OPERATING EXPENSES	
22-4205-0001 Office of Fraternity & Sorority Life	0	0.00	290,495	5.00	41,927	0	332,422	0	332,422
22-4213-0001 Student Conduct & Community Standards	0	0.00	328,945	5.00	62,663	0	391,608	0	391,608
22-4214-0001 Vice Chancellor for Student Affairs	0	0.00	960,432	9.00	212,588	0	1,173,020	0	1,173,020
22-4214-0002 Services for Students with Disabilities	0	0.00	256,644	5.56	76,707	0	333,351	0	333,351
22-4220-0001 Advocacy & Support	0	0.00	277,253	4.00	51,223	0	328,476	0	328,476
TOTAL	0	0.00	2,113,769	28.56	445,108	0	2,558,877	0	2,558,877

UNL-Federal Letter of Credit-716 Federal/Restricted

COST OBJECT	Dollar	FACULTY	NON FACULTY		EMPLOYEE BENEFITS	PERSONAL	TOTAL	TOTAL	TOTAL
		FTE	Dollar	FTE		SERVICE CREDITS	PERSONAL SERVICES	OPERATING EXPENSES	
24-4210-0025053 US ED 2019-20 SSS TRIO- IT	0	0.00	16,075	0.12	0	0	16,075	0	16,075
24-4210-0026043 US ED 2019-20 IT Talent Search Prg	0	0.00	14,790	0.12	0	0	14,790	0	14,790
24-4210-0027033 US ED 2019-20 IT Upward Bound	0	0.00	11,574	0.12	0	0	11,574	0	11,574
24-4210-0028033 US ED 19-20 IT Upward Bound M/S	0	0.00	11,574	0.12	0	0	11,574	0	11,574
24-4210-0029001 US ED SSS Trio Admin 2020-2021	0	0.00	24,879	0.58	0	0	24,879	0	24,879
24-4210-0029003 US ED SSS Trio Admin 2022-2023	0	0.00	240,486	4.68	65,186	0	305,672	0	305,672
24-4210-0030001 US ED ETS Admin 2021-2022	0	0.00	40,699	1.00	12,049	0	52,748	0	52,748
24-4210-0030002 US ED ETS Admin 2022-2023	0	0.00	254,913	5.10	62,960	0	317,873	0	317,873
24-4210-0031001 US ED Lincoln Upward Bound 2022-2023	0	0.00	113,237	2.10	26,568	0	139,805	0	139,805
24-4210-0032001 US ED Upward Bound M/S 2022-2023	0	0.00	111,237	2.10	20,444	0	131,681	0	131,681
TOTAL	0	0.00	839,464	16.04	187,207	0	1,026,671	0	1,026,671

UNL-Trust-Grant/Cont/Loan/End-718 Trust/Restricted

COST OBJECT	Dollar	FACULTY	NON FACULTY		EMPLOYEE BENEFITS	PERSONAL	TOTAL	TOTAL	TOTAL
		FTE	Dollar	FTE		SERVICE CREDITS	PERSONAL SERVICES	OPERATING EXPENSES	
27-4207-0001001 Sherwood Fdn Admin Scholarship Pgm	0	0.00	39,121	1.00	0	0	39,121	0	39,121
TOTAL	0	0.00	39,121	1.00	0	0	39,121	0	39,121

UNL-Auxiliary-719 Auxiliaries & Services/Restricted

COST OBJECT	Dollar	FACULTY	NON FACULTY		EMPLOYEE BENEFITS	PERSONAL	TOTAL	TOTAL	TOTAL
		FTE	Dollar	FTE		SERVICE CREDITS	PERSONAL SERVICES	OPERATING EXPENSES	
23-4203-0002 Student Affairs-Mktg & Comm	0	0.00	639,485	9.00	215,586	0	855,071	9,650	864,721
23-4203-0003 SA Bus Opers-Bus Svcs	0	0.00	1,214,607	20.75	431,801	0	1,646,408	0	1,646,408
23-4203-0004 Student Affairs IT	0	0.00	862,946	13.00	284,323	0	1,147,269	0	1,147,269
23-4212-0001 University Health Center	0	0.00	0	0.00	0	0	0	10,000,000	10,000,000
23-4212-1015 Big Red Resilience & Well-Being	0	0.00	231,546	3.00	55,368	0	286,914	0	286,914
23-4212-1021 UHC CAPS	0	0.00	1,416,009	20.24	542,695	0	1,958,704	0	1,958,704
23-4212-1046 University Health Center Custodial	0	0.00	198,884	5.20	87,960	0	286,844	0	286,844
23-4215-0004 NU Nebraska Unions	0	0.00	0	0.00	0	0	0	75,000	75,000
23-4215-0005 NU Equipment Reserve Account	0	0.00	0	0.00	0	0	0	100,000	100,000
23-4215-0006 NU Readership Program	0	0.00	0	0.00	0	0	0	190,000	190,000
23-4215-0007 Children's Center	0	0.00	1,688,531	27.00	423,352	0	2,111,883	434,287	2,546,170
23-4215-0014 Conference Services	0	0.00	203,532	3.00	94,034	0	297,566	0	297,566
23-4215-1100 NU City Administration	0	0.00	271,410	3.65	73,129	0	344,539	103,155	447,694
23-4215-1101 NU Student Organizations Financial Serv	0	0.00	9,750	0.25	35	0	9,785	9,925	19,710
23-4215-1102 NU Training & Development	0	0.00	0	0.00	0	0	0	21,000	21,000
23-4215-1103 NU Accounting	0	0.00	0	0.00	0	0	0	19,552	19,552
23-4215-1211 NU City Building Operations	0	0.00	172,632	7.50	52,389	0	225,021	643,101	868,122
23-4215-1212 NU City Information Desk	0	0.00	55,800	1.50	641	0	56,441	7,250	63,691

COST OBJECT LISTING BY SUB PROGRAM
 2023-2024 GENERAL OPERATING BUDGET
 UNIVERSITY OF NEBRASKA - LINCOLN
 Excluding IANR and NCTA

SUBPROGRAM #/NAME: 42 Student Services

UNL-Auxiliary-719 Auxiliaries & Services/Restricted

COST OBJECT	Dollar	FACULTY	NON FACULTY		EMPLOYEE BENEFITS	PERSONAL	TOTAL	TOTAL	TOTAL
		FTE	Dollar	FTE		SERVICE CREDITS	PERSONAL SERVICES	OPERATING EXPENSES	
23-4215-1214	0	0.00	299,162	5.00	64,232	0	363,394	158,190	521,584
23-4215-1215	0	0.00	586,829	14.75	233,719	0	820,548	38,450	858,998
23-4215-1216	0	0.00	125,330	2.00	63,232	0	188,562	7,150	195,712
23-4215-1313	0	0.00	126,357	2.50	30,440	0	156,797	32,527	189,324
23-4215-1322	0	0.00	133,817	1.70	46,100	0	179,917	14,000	193,917
23-4215-1400	0	0.00	123,872	2.00	54,381	0	178,253	9,055	187,308
23-4215-1411	0	0.00	84,115	3.25	17,051	0	101,166	313,787	414,953
23-4215-1414	0	0.00	52,366	1.00	42,145	0	94,511	62,000	156,511
23-4215-1415	0	0.00	305,995	7.00	125,196	0	431,191	14,000	445,191
23-4215-1416	0	0.00	54,631	1.00	34,098	0	88,729	2,500	91,229
23-4215-1820	0	0.00	18,180	1.00	0	0	18,180	17,975	36,155
23-4216-0001	0	0.00	1,410,862	84.00	0	0	1,410,862	4,443,636	5,854,498
23-4216-1001	0	0.00	474,302	5.00	203,241	0	677,543	0	677,543
23-4216-1002	0	0.00	269,171	5.00	81,648	0	350,819	0	350,819
23-4216-1004	0	0.00	50,799	1.00	13,314	0	64,113	0	64,113
23-4216-1005	0	0.00	223,849	4.00	134,197	0	358,046	0	358,046
23-4216-1006	0	0.00	248,286	5.00	95,789	0	344,075	0	344,075
23-4216-1011	0	0.00	116,113	2.00	72,123	0	188,236	0	188,236
23-4216-1013	0	0.00	65,365	1.00	36,258	0	101,623	0	101,623
23-4216-1016	0	0.00	428,680	7.00	191,902	0	620,582	0	620,582
23-4216-1017	0	0.00	639,641	16.00	295,216	0	934,857	0	934,857
23-4216-1018	0	0.00	49,000	1.00	5,124	0	54,124	0	54,124
23-4216-1025	0	0.00	62,100	1.00	17,950	0	80,050	0	80,050
23-4216-1028	0	0.00	319,588	6.00	88,642	0	408,230	0	408,230
23-4216-1029	0	0.00	44,689	1.00	35,010	0	79,699	0	79,699
23-4216-1031	0	0.00	126,187	2.00	52,541	0	178,728	0	178,728
23-4216-1032	0	0.00	51,397	1.00	9,390	0	60,787	0	60,787
23-4221-0001	0	0.00	140,033	1.83	57,353	0	197,386	0	197,386
23-4221-0002	0	0.00	134,238	3.75	30,871	0	165,109	18,675	183,784
23-4221-0004	0	0.00	104,619	2.25	21,326	0	125,945	10,805	136,750
23-4221-0006	0	0.00	97,202	1.50	22,871	0	120,073	5,900	125,973
23-4221-0007	0	0.00	85,938	1.75	17,799	0	103,737	7,000	110,737
23-4223-0001	0	0.00	236,966	4.00	17,590	0	254,556	0	254,556
TOTAL	0	0.00	14,254,811	312.37	4,472,062	0	18,726,873	16,768,570	35,495,443
SUB PROGRAM TOTAL	0	0	17,894,723	365	5,272,667	0	23,167,390	16,788,761	39,956,151

SUBPROGRAM #/NAME: 43 Business and Finance

UNL-State General Fund-711 State & University Generated/Unrestricted

COST OBJECT	Dollar	FACULTY	NON FACULTY		EMPLOYEE BENEFITS	PERSONAL	TOTAL	TOTAL	TOTAL
		FTE	Dollar	FTE		SERVICE CREDITS	PERSONAL SERVICES	OPERATING EXPENSES	
21-4301-0001	0	0.00	1,213,782	4.50	166,414	0	1,380,196	-39,762	1,340,434
21-4306-0001	0	0.00	123,363	1.00	14,540	0	137,903	0	137,903
21-4307-0001	0	0.00	0	0.00	0	0	0	42,611	42,611
21-4307-0003	0	0.00	0	0.00	0	0	0	15,227	15,227
21-4311-0001	0	0.00	602,661	7.20	144,026	0	746,687	57,485	804,172
21-4312-0001	0	0.00	406,554	4.00	108,951	0	515,505	5,415	520,920
21-4313-0001	0	0.00	321,378	5.00	95,468	0	416,846	28,657	445,503
21-4314-0001	0	0.00	798,342	12.00	275,856	0	1,074,198	33,653	1,107,851

COST OBJECT LISTING BY SUB PROGRAM
 2023-2024 GENERAL OPERATING BUDGET
 UNIVERSITY OF NEBRASKA - LINCOLN
 Excluding IANR and NCTA

SUBPROGRAM #/NAME: 43 Business and Finance

UNL-State General Fund-711 State & University Generated/Unrestricted

COST OBJECT	Dollar	FACULTY		NON FACULTY		EMPLOYEE BENEFITS	PERSONAL SERVICE CREDITS	TOTAL PERSONAL SERVICES	TOTAL OPERATING EXPENSES	TOTAL
		FTE	Dollar	FTE	Dollar					
21-4316-0001	Student Accounts	0	0.00	504,560	10.00	192,651	0	697,211	5,338	702,549
21-4318-0001	Financial Systems	0	0.00	653,028	7.30	185,319	0	838,347	50,000	888,347
21-4325-0001	B&F Business Center	0	0.00	475,602	8.77	164,725	0	640,327	54,186	694,513
21-4327-0001	Inventory, Surplus and Asset Management	0	0.00	61,266	1.00	32,941	0	94,207	442	94,649
21-4327-0002	Inventory Surplus Pickup	0	0.00	69,333	1.64	33,773	0	103,106	111,581	214,687
21-4328-0001	Mail Service	0	0.00	349,494	7.00	90,402	0	439,896	40,960	480,856
21-4340-0001	Environmental Health	0	0.00	557,467	5.95	158,332	0	715,799	220,295	936,094
21-4340-0004	EHS-Stormwater Mgm Pgm	0	0.00	61,720	1.00	30,956	0	92,676	0	92,676
21-4340-0005	Building Compliance	0	0.00	91,913	1.00	35,106	0	127,019	985,000	1,112,019
21-4360-0001	Police Services-Security & Traffic	0	0.00	792,008	5.00	109,095	0	901,103	134,767	1,035,870
21-4360-1002	Police Services-University Cameras	0	0.00	0	0.00	0	0	0	80,000	80,000
21-4360-1003	Police-Emergency Management	0	0.00	85,867	1.00	13,128	0	98,995	43,350	142,345
21-4360-1004	Police-Compliance & Accreditation	0	0.00	73,850	1.00	11,275	0	85,125	0	85,125
21-4360-1005	Police-Patrol Operations	0	0.00	1,982,252	23.00	472,983	0	2,455,235	0	2,455,235
21-4360-1006	Police-Investigations	0	0.00	261,690	3.00	67,050	0	328,740	0	328,740
21-4360-1007	Police-Dispatch	0	0.00	487,993	8.78	117,177	0	605,170	0	605,170
21-4360-1009	Police-Building Access	0	0.00	103,814	2.00	40,347	0	144,161	0	144,161
21-4360-1010	Police-GIS	0	0.00	90,188	1.00	34,486	0	124,674	28,500	153,174
21-4360-1012	Police-Alarm Servicing	0	0.00	0	0.00	0	0	0	50,000	50,000
21-4360-1013	Police-K-9 Patrol	0	0.00	228,266	3.00	25,019	0	253,285	0	253,285
21-4360-1014	Police-IT Services	0	0.00	222,757	2.52	64,239	0	286,996	0	286,996
21-4370-0001	Human Resources	0	0.00	1,442,943	18.00	411,297	0	1,854,240	116,148	1,970,388
21-4370-1005	NuValues/MarketPay	0	0.00	0	0.00	0	0	0	28,489	28,489
21-4399-0008	Bdgt Adj Oper and Maint Reserve	0	0.00	1,900,986	0.00	0	0	1,900,986	337,326	2,238,312
TOTAL		0	0.00	13,963,077	145.65	3,095,556	0	17,058,633	2,429,668	19,488,301

UNL-State General Fund-711 Revolving/Designated

COST OBJECT	Dollar	FACULTY		NON FACULTY		EMPLOYEE BENEFITS	PERSONAL SERVICE CREDITS	TOTAL PERSONAL SERVICES	TOTAL OPERATING EXPENSES	TOTAL
		FTE	Dollar	FTE	Dollar					
22-4327-0001	IMA Service Center	0	0.00	261,880	5.36	120,096	0	381,976	-381,976	0
22-4332-0001	PTS Labor Service Center	0	0.00	953,859	13.00	0	0	953,859	-943,771	10,088
22-4334-0001	PMS Labor Service Center	0	0.00	571,511	14.00	0	0	571,511	-571,511	0
22-4360-0001	UNL Police Srv-Comm Srv Officers Revlg	0	0.00	498,949	10.00	98,849	0	597,798	71,000	668,798
22-4360-0003	Police-GIS Proj-CAMLMIT	0	0.00	74,268	1.00	10,181	0	84,449	0	84,449
22-4360-0004	UNL Police Special Events	0	0.00	45,573	0.80	52,754	0	98,327	0	98,327
22-4360-0005	UNL CCTV Police Maintenance	0	0.00	119,703	1.68	35,092	0	154,795	44,000	198,795
TOTAL		0	0.00	2,525,743	45.84	316,972	0	2,842,715	-1,782,258	1,060,457

UNL-Auxiliary-719 Auxiliaries & Services/Restricted

COST OBJECT	Dollar	FACULTY		NON FACULTY		EMPLOYEE BENEFITS	PERSONAL SERVICE CREDITS	TOTAL PERSONAL SERVICES	TOTAL OPERATING EXPENSES	TOTAL
		FTE	Dollar	FTE	Dollar					
23-4309-0002	Breslow Ice Hockey Center Operations	0	0.00	0	0.00	0	0	0	584,506	584,506
23-4325-0005	B&F Business Center Aux	0	0.00	319,267	5.90	98,986	0	418,253	75,010	493,263
23-4328-0001	Mail Service Revolving	0	0.00	57,895	1.05	71,247	0	129,142	1,524,283	1,653,425
23-4332-0001	Parking Services	0	0.00	133,130	2.00	258,786	0	391,916	5,779,739	6,171,655
23-4332-0002	Parking-Stadium Dr Parking Garage	0	0.00	0	0.00	0	0	0	316,837	316,837
23-4332-0003	Parking-17th & R Parking Garage	0	0.00	0	0.00	0	0	0	326,763	326,763
23-4332-0004	Parking - Transit Operations	0	0.00	0	0.00	0	0	0	3,019,381	3,019,381
23-4332-0005	Parking - 14 & Avery Garage	0	0.00	0	0.00	0	0	0	195,755	195,755
23-4333-0001	University Fleet Management	0	0.00	253,387	4.00	104,162	0	357,549	3,151,822	3,509,371

COST OBJECT LISTING BY SUB PROGRAM
 2023-2024 GENERAL OPERATING BUDGET
 UNIVERSITY OF NEBRASKA - LINCOLN
 Excluding IANR and NCTA

SUBPROGRAM #/NAME: 43 Business and Finance

UNL-Auxiliary-719 Auxiliaries & Services/Restricted

COST OBJECT	Dollar	FACULTY	NON FACULTY		EMPLOYEE BENEFITS	PERSONAL SERVICE CREDITS	TOTAL PERSONAL SERVICES	TOTAL OPERATING EXPENSES	TOTAL
		FTE	Dollar	FTE					
23-4333-0007 Univ Fleet Management Shop	0	0.00	321,443	6.50	109,914	0	431,357	-431,357	0
23-4334-0001 Printing Services	0	0.00	631,128	10.90	364,269	0	995,397	1,845,207	2,840,604
23-4334-0002 Print/Mail Reserve	0	0.00	0	0.00	0	0	0	18,699	18,699
23-4334-0003 PMS Cost per Copy Program	0	0.00	70,298	0.90	51,369	0	121,667	1,113,977	1,235,644
23-4334-0004 PMS BSC Copy Center	0	0.00	13,296	0.15	121,222	0	134,518	480,545	615,063
23-4334-0005 PMS City Union Copy Center	0	0.00	0	0.00	0	0	0	5,000	5,000
23-4334-0010 Prnt Serv-Imprint Production	0	0.00	84,715	1.90	39,255	0	123,970	440,728	564,698
23-4337-0006 Univ Stores-Freight	0	0.00	0	0.00	0	0	0	50,000	50,000
23-4337-0009 Univ Stores-Health Care/Drug Testing	0	0.00	0	0.00	0	0	0	30,000	30,000
23-4340-0001 Environmental Health Safety	0	0.00	213,472	4.00	13,185	0	226,657	25,000	251,657
23-4342-0001 NCard Office	0	0.00	114,142	2.00	37,282	0	151,424	37,000	188,424
23-4342-0002 NCard Charge Service Fee	0	0.00	45,836	0.50	12,400	0	58,236	10,000	68,236
23-4346-0001 Passport Office	0	0.00	52,824	1.33	34,347	0	87,171	20,000	107,171
TOTAL	0	0.00	2,310,833	41.13	1,316,424	0	3,627,257	18,618,895	22,246,152
SUB PROGRAM TOTAL	0	0	18,799,653	233	4,728,952	0	23,528,605	19,266,305	42,794,910

SUBPROGRAM #/NAME: 44 General Expense

UNL-State General Fund-711 State & University Generated/Unrestricted

COST OBJECT	Dollar	FACULTY	NON FACULTY		EMPLOYEE BENEFITS	PERSONAL SERVICE CREDITS	TOTAL PERSONAL SERVICES	TOTAL OPERATING EXPENSES	TOTAL
		FTE	Dollar	FTE					
21-4406-0001 Institutional Equity and Compliance	0	0.00	925,503	10.00	213,125	0	1,138,628	81,275	1,219,903
21-4406-0002 ADA/Accommodation Resource Cnt	0	0.00	297,428	3.75	83,060	0	380,488	14,606	395,094
21-4406-0004 ADA Accommodation Fund	0	0.00	0	0.00	0	0	0	200,000	200,000
21-4408-0001 Public Relations-News & Info	0	0.00	2,089,014	24.25	608,420	0	2,697,434	133,061	2,830,495
21-4420-0001 Memberships And Dues	0	0.00	0	0.00	0	0	0	297,570	297,570
21-4421-0001 BONDS AND INSURANCE	0	0.00	0	0.00	0	0	0	5,307,526	5,307,526
21-4423-0001 Special Retirement Cost	0	0.00	81,618	0.00	0	0	81,618	0	81,618
21-4424-0001 Unemployment Compensation	0	0.00	0	0.00	86,201	0	86,201	0	86,201
21-4424-0002 Workers Compensation	0	0.00	0	0.00	665,471	0	665,471	0	665,471
21-4425-0001 Legal Counsel	0	0.00	0	0.00	0	0	0	38,510	38,510
21-4426-0001 Misc General Expense	0	0.00	0	0.00	0	0	0	408,438	408,438
21-4426-0004 Misc General Expense Employee Awards	0	0.00	0	0.00	0	0	0	38,384	38,384
21-4426-0015 Grad Asst Health Benefits	0	0.00	0	0.00	0	0	0	560,623	560,623
21-4428-0001 Fire & Ext Coverage Ins	0	0.00	0	0.00	0	0	0	887,202	887,202
TOTAL	0	0.00	3,393,563	38.00	1,656,277	0	5,049,840	7,967,195	13,017,035

UNL-State General Fund-711 Revolving/Designated

COST OBJECT	Dollar	FACULTY	NON FACULTY		EMPLOYEE BENEFITS	PERSONAL SERVICE CREDITS	TOTAL PERSONAL SERVICES	TOTAL OPERATING EXPENSES	TOTAL
		FTE	Dollar	FTE					
22-4408-0001 PR - Integrated Marketing Plan	0	0.00	128,300	2.00	17,587	0	145,887	124,000	269,887
22-4426-0001 Misc General Expense Inv Inc Fund 5511	0	0.00	0	0.00	0	0	0	3,627,374	3,627,374
22-4426-0008 Misc Exp-Law College/Athletic Support	0	0.00	105,846	0.50	23,817	0	129,663	0	129,663
TOTAL	0	0.00	234,146	2.50	41,404	0	275,550	3,751,374	4,026,924
SUB PROGRAM TOTAL	0	0	3,627,709	41	1,697,681	0	5,325,390	11,718,569	17,043,959

SUBPROGRAM #/NAME: 58 Innovation Campus

COST OBJECT LISTING BY SUB PROGRAM
 2023-2024 GENERAL OPERATING BUDGET
 UNIVERSITY OF NEBRASKA - LINCOLN
 Excluding IANR and NCTA

SUBPROGRAM #/NAME: 58 Innovation Campus

UNL-State General Fund-711 State & University Generated/Unrestricted

COST OBJECT	Dollar	FACULTY	NON FACULTY		EMPLOYEE BENEFITS	PERSONAL SERVICE CREDITS	TOTAL PERSONAL SERVICES	TOTAL OPERATING EXPENSES	TOTAL
		FTE	Dollar	FTE					
21-5801-0001 NIC Innovation Studio Position	0	0.00	68,959	1.00	31,966	0	100,925	0	100,925
TOTAL	0	0.00	68,959	1.00	31,966	0	100,925	0	100,925

UNL-Federal Advance-717 Federal/Restricted

COST OBJECT	Dollar	FACULTY	NON FACULTY		EMPLOYEE BENEFITS	PERSONAL SERVICE CREDITS	TOTAL PERSONAL SERVICES	TOTAL OPERATING EXPENSES	TOTAL
		FTE	Dollar	FTE					
25-5801-0010001 COMMERCE-EDA ROBOTICS LAB SPACE	0	0.00	290,000	4.00	1,845	0	291,845	0	291,845
TOTAL	0	0.00	290,000	4.00	1,845	0	291,845	0	291,845

SUB PROGRAM TOTAL	0	0	358,959	5	33,811	0	392,770	0	392,770
--------------------------	----------	----------	----------------	----------	---------------	----------	----------------	----------	----------------

SUBPROGRAM #/NAME: 74 Agency Funds

UNL-Trust-Grant/Cont/Loan/End-718 Trust/Restricted

COST OBJECT	Dollar	FACULTY	NON FACULTY		EMPLOYEE BENEFITS	PERSONAL SERVICE CREDITS	TOTAL PERSONAL SERVICES	TOTAL OPERATING EXPENSES	TOTAL
		FTE	Dollar	FTE					
26-7407-0001001 Vision Maker Media	0	0.00	501,311	9.00	84,354	0	585,665	0	585,665
26-7407-0044001 WAPOR Ranae Reis	0	0.00	42,567	0.75	4,459	0	47,026	0	47,026
TOTAL	0	0.00	543,878	9.75	88,813	0	632,691	0	632,691

SUB PROGRAM TOTAL	0	0	543,878	10	88,813	0	632,691	0	632,691
--------------------------	----------	----------	----------------	-----------	---------------	----------	----------------	----------	----------------

SUBPROGRAM #/NAME: 75 Student Housing

UNL-Auxiliary-719 Auxiliaries & Services/Restricted

COST OBJECT	Dollar	FACULTY	NON FACULTY		EMPLOYEE BENEFITS	PERSONAL SERVICE CREDITS	TOTAL PERSONAL SERVICES	TOTAL OPERATING EXPENSES	TOTAL
		FTE	Dollar	FTE					
23-7501-0001 Central Housing	0	0.00	2,241,324	16.75	312	0	2,241,636	136,784	2,378,420
23-7501-0401 Central Housing-Facilities	0	0.00	1,017,676	16.00	412,241	0	1,429,917	0	1,429,917
23-7501-0501 Central Housing-Dining	0	0.00	576,255	8.50	210,408	0	786,663	0	786,663
23-7501-0701 Cntl Hsg-Residential Experience	0	0.00	663,245	9.00	271,576	0	934,821	0	934,821
23-7501-0711 Central Housing-Learning Communities	0	0.00	112,288	2.09	34,488	0	146,776	0	146,776
23-7501-0801 Central Housing-Administration	0	0.00	144,200	1.00	39,150	0	183,350	0	183,350
23-7501-0841 Central Housing-Operations & Support	0	0.00	99,999	1.00	43,023	0	143,022	0	143,022
23-7501-0911 Central Housing-Contracts/Student Accts	0	0.00	322,129	7.00	150,748	0	472,877	0	472,877
23-7505-2000 Courtyards	0	0.00	117,453	4.75	0	0	117,453	694,383	811,836
23-7505-2400 Courtyards-Facilities	0	0.00	99,204	1.90	27,770	0	126,974	0	126,974
23-7505-2700 Crtyds Residential Experience	0	0.00	47,380	1.00	25,295	0	72,675	0	72,675
23-7507-1000 Selleck	0	0.00	635,044	25.08	0	0	635,044	2,898,117	3,533,161
23-7507-1400 Selleck Facilities	0	0.00	580,341	13.35	248,622	0	828,963	0	828,963
23-7507-1500 Selleck Dining	0	0.00	1,373,807	32.56	703,205	0	2,077,012	0	2,077,012
23-7507-1700 Selleck Residential Experience	0	0.00	46,350	1.00	12,697	0	59,047	0	59,047
23-7511-1000 Abel Sandoz	0	0.00	815,305	32.25	0	0	815,305	3,918,638	4,733,943
23-7511-1400 Abel Sandoz Facilities	0	0.00	715,714	16.90	305,597	0	1,021,311	0	1,021,311
23-7511-1500 Abel Sandoz Dining	0	0.00	1,475,912	38.83	675,704	0	2,151,616	0	2,151,616
23-7511-1700 AS Residential Experience	0	0.00	133,676	3.00	39,739	0	173,415	0	173,415
23-7513-1000 Harper Shramm Smith Halls	0	0.00	751,014	29.60	0	0	751,014	3,824,832	4,575,846
23-7513-1400 Harper Shramm Smith-Facilities	0	0.00	777,735	18.60	373,095	0	1,150,830	0	1,150,830
23-7513-1500 Harper Shramm Smith-Dining	0	0.00	1,519,178	40.50	573,661	0	2,092,839	0	2,092,839

COST OBJECT LISTING BY SUB PROGRAM
 2023-2024 GENERAL OPERATING BUDGET
 UNIVERSITY OF NEBRASKA - LINCOLN
 Excluding IANR and NCTA

SUBPROGRAM #/NAME: 75 Student Housing

UNL-Auxiliary-719 Auxiliaries & Services/Restricted

COST OBJECT	Dollar	FACULTY	NON FACULTY		EMPLOYEE BENEFITS	PERSONAL	TOTAL	TOTAL	TOTAL	
		FTE	Dollar	FTE		SERVICE CREDITS	PERSONAL SERVICES	OPERATING EXPENSES		
23-7513-1700	HSS Residential Experience	0	0.00	172,788	4.00	71,187	0	243,975	0	243,975
23-7513-2000	Village	0	0.00	153,566	6.00	0	0	153,566	1,298,781	1,452,347
23-7513-2400	Village-Facilities	0	0.00	161,676	3.50	69,587	0	231,263	0	231,263
23-7515-1000	Love Coop Hall	0	0.00	3,178	0.15	0	0	3,178	69,759	72,937
23-7515-1400	Love Coop-Facilities	0	0.00	11,736	0.20	5,219	0	16,955	0	16,955
23-7517-1000	Husker Hall	0	0.00	31,437	1.25	0	0	31,437	99,471	130,908
23-7517-1400	Husker Hall-Facilities	0	0.00	17,417	0.30	10,602	0	28,019	0	28,019
23-7519-1002	U Street Apartments	0	0.00	0	0.00	0	0	0	73,335	73,335
23-7519-1003	Vine Street Apartments	0	0.00	0	0.00	0	0	0	159,409	159,409
23-7519-1402	U Street Apartments-Facilities	0	0.00	23,043	0.40	9,731	0	32,774	0	32,774
23-7519-1403	Vine Street Apts-Facilities	0	0.00	34,297	0.60	14,622	0	48,919	0	48,919
23-7521-1000	Colonial Terrace	0	0.00	0	0.00	0	0	0	98,511	98,511
23-7521-1400	Colonial Terrace-Facilities	0	0.00	31,240	0.55	15,307	0	46,547	0	46,547
23-7525-1000	Kauffman Residential Center	0	0.00	37,363	1.50	0	0	37,363	384,469	421,832
23-7525-1400	Kauffman Rsdntl Ctr-Facilities	0	0.00	90,019	1.95	43,307	0	133,326	0	133,326
23-7527-1000	Knoll Residential Center	0	0.00	750,889	29.68	0	0	750,889	3,610,511	4,361,400
23-7527-1400	Knoll Rsdntl Ctr Facilities	0	0.00	1,002,960	28.28	323,426	0	1,326,386	0	1,326,386
23-7527-1500	Knoll Rsdntl Ctr Willa Cather Dining	0	0.00	1,690,585	45.75	692,470	0	2,383,055	0	2,383,055
23-7527-1700	Knoll Rsdntl Ctr Residential Exp	0	0.00	167,250	4.00	49,503	0	216,753	0	216,753
23-7529-1000	Massengale Residence Center	0	0.00	366,601	13.90	0	0	366,601	14,109,279	14,475,880
23-7529-1400	Massengale Rsdntl Ctr Facilities	0	0.00	437,443	9.85	167,937	0	605,380	0	605,380
23-7529-1500	Massengale Rsdntl Ctr Dining	0	0.00	781,896	20.00	365,407	0	1,147,303	0	1,147,303
23-7529-1700	Massengale Rsdntl Ctr Rsdntl Exp	0	0.00	47,380	1.00	27,137	0	74,517	0	74,517
23-7542-0001	Catering	0	0.00	396,924	7.50	133,133	0	530,057	0	530,057
23-7544-0001	Housing Retail-Admin	0	0.00	193,286	3.00	109,610	0	302,896	0	302,896
23-7544-0002	Herbies Market @ Selleck	0	0.00	105,775	3.00	19,385	0	125,160	0	125,160
23-7544-0003	Herbies Market @ Abel	0	0.00	35,030	1.00	28,926	0	63,956	0	63,956
23-7544-0004	Herbies Market @ Village	0	0.00	38,679	1.00	26,492	0	65,171	0	65,171
23-7544-0005	Herbies Market @ Cather	0	0.00	36,442	1.00	31,201	0	67,643	0	67,643
23-7544-0006	Herbies Market @ Knoll	0	0.00	34,880	1.00	24,508	0	59,388	0	59,388
23-7544-0007	Tazza Coffee-Knoll	0	0.00	35,049	1.00	33,803	0	68,852	0	68,852
23-7544-0008	Herbies Market @ NEU	0	0.00	39,447	1.00	9,777	0	49,224	0	49,224
23-7544-0100	Chick Fil A	0	0.00	216,054	5.20	44,555	0	260,609	0	260,609
23-7544-0101	Steak N Shake	0	0.00	267,022	6.80	61,321	0	328,343	0	328,343
23-7544-0102	Starbucks City Union	0	0.00	169,419	3.75	59,966	0	229,385	0	229,385
23-7544-0103	Starbucks East Union	0	0.00	100,371	2.25	39,502	0	139,873	0	139,873
TOTAL		0	0.00	21,946,371	531.02	6,634,952	0	28,581,323	31,376,279	59,957,602
SUB PROGRAM TOTAL		0	0	21,946,371	531	6,634,952	0	28,581,323	31,376,279	59,957,602

SUBPROGRAM #/NAME: 77 Intercollegiate Athletics

UNL-Auxiliary-719 Auxiliaries & Services/Restricted

COST OBJECT	Dollar	FACULTY	NON FACULTY		EMPLOYEE BENEFITS	PERSONAL	TOTAL	TOTAL	TOTAL	
		FTE	Dollar	FTE		SERVICE CREDITS	PERSONAL SERVICES	OPERATING EXPENSES		
23-7701-0006	Ath-NCAA/Big Ten Student Support Pgms	0	0.00	0	0.00	0	0	241,000	0	241,000
23-7701-0009	NE Athl Performance Lab (NAPL)	0	0.00	545,740	6.00	140,489	0	686,229	230,410	916,639
23-7701-1100	Business Office	0	0.00	716,387	8.88	220,857	0	937,244	90,970	1,028,214
23-7701-1101	Administration	0	0.00	2,519,623	8.30	367,691	0	2,887,314	1,914,806	4,802,120
23-7701-1103	Communications	0	0.00	702,287	7.75	193,474	0	895,761	286,500	1,182,261

COST OBJECT LISTING BY SUB PROGRAM
 2023-2024 GENERAL OPERATING BUDGET
 UNIVERSITY OF NEBRASKA - LINCOLN
 Excluding IANR and NCTA

SUBPROGRAM #/NAME: 77 Intercollegiate Athletics

UNL-Auxiliary-719 Auxiliaries & Services/Restricted

COST OBJECT	Dollar	FACULTY	NON FACULTY		EMPLOYEE BENEFITS	PERSONAL	TOTAL	TOTAL	TOTAL
		FTE	Dollar	FTE		SERVICE CREDITS	PERSONAL SERVICES	OPERATING EXPENSES	
23-7701-1104 Athl FAC Capital Proj & Constr	0	0.00	569,109	6.00	123,141	0	692,250	161,943	854,193
23-7701-1105 Concessions	0	0.00	354,166	1.00	45,350	0	399,516	3,361,276	3,760,792
23-7701-1106 Huskers Athletic Fund	0	0.00	1,061,609	10.00	215,300	0	1,276,909	1,282,395	2,559,304
23-7701-1110 Athletic Medicine	185,123	1.25	1,708,739	17.07	491,854	0	2,385,716	2,248,530	4,634,246
23-7701-1112 Performance Nutrition	0	0.00	1,738,301	19.00	341,167	0	2,079,468	3,628,787	5,708,255
23-7701-1114 Events	0	0.00	801,576	15.00	208,183	0	1,009,759	407,898	1,417,657
23-7701-1115 Administration Reserve	0	0.00	5,597,879	0.30	13,149	0	5,611,028	16,650,000	22,261,028
23-7701-1117 Equipment	0	0.00	683,323	7.00	89,517	0	772,840	154,400	927,240
23-7701-1118 Huskervision	0	0.00	743,723	6.15	157,456	0	901,179	878,376	1,779,555
23-7701-1119 Computing Services	0	0.00	356,370	5.00	89,704	0	446,074	1,913,500	2,359,574
23-7701-1120 Digital Media	0	0.00	529,730	8.00	87,839	0	617,569	360,676	978,245
23-7701-1121 Sport Psychology	0	0.00	485,014	4.20	103,371	0	588,385	226,175	814,560
23-7701-1200 Bowl	0	0.00	0	0.00	0	0	0	2,750,000	2,750,000
23-7701-1201 Football	0	0.00	22,533,837	49.32	1,554,291	0	24,088,128	48,671,204	72,759,332
23-7701-1202 Basketball, Men's	0	0.00	4,688,934	7.00	335,999	0	5,024,933	5,841,568	10,866,501
23-7701-1203 Track	0	0.00	817,245	9.00	298,800	0	1,116,045	3,816,013	4,932,058
23-7701-1204 Baseball	0	0.00	986,608	6.00	217,789	0	1,204,397	2,304,600	3,508,997
23-7701-1205 Wrestling	0	0.00	494,792	3.50	141,118	0	635,910	1,038,892	1,674,802
23-7701-1206 Swimming	0	0.00	293,814	3.20	85,285	0	379,099	1,175,563	1,554,662
23-7701-1207 Gymnastics, Men's	0	0.00	258,534	3.40	104,785	0	363,319	842,119	1,205,438
23-7701-1208 Tennis, Men's	0	0.00	227,485	2.20	56,489	0	283,974	584,981	868,955
23-7701-1209 Golf, Men's	0	0.00	204,943	2.20	45,396	0	250,339	497,250	747,589
23-7701-1210 Performance	0	0.00	1,793,845	14.25	428,976	0	2,222,821	1,188,970	3,411,791
23-7701-1402 Basketball, Women's	0	0.00	1,482,423	7.00	223,923	0	1,706,346	3,463,118	5,169,464
23-7701-1404 Softball	0	0.00	687,858	5.60	150,399	0	838,257	1,443,166	2,281,423
23-7701-1405 Volleyball	0	0.00	1,214,406	6.00	176,513	0	1,390,919	2,306,940	3,697,859
23-7701-1407 Gymnastics, Women's	0	0.00	374,123	3.40	97,560	0	471,683	1,078,802	1,550,485
23-7701-1408 Tennis, Women's	0	0.00	197,003	2.20	50,862	0	247,865	816,604	1,064,469
23-7701-1409 Golf, Women's	0	0.00	195,303	2.20	57,770	0	253,073	682,870	935,943
23-7701-1410 Ticketing and Engagement	0	0.00	493,838	7.00	152,168	0	646,006	1,198,270	1,844,276
23-7701-1411 Academics	0	0.00	1,116,901	10.00	289,556	0	1,406,457	431,662	1,838,119
23-7701-1412 Compliance	0	0.00	537,208	6.00	198,196	0	735,404	280,440	1,015,844
23-7701-1413 Bowling	0	0.00	151,808	2.10	52,243	0	204,051	483,576	687,627
23-7701-1414 Rifle	0	0.00	125,421	2.10	27,093	0	152,514	434,696	587,210
23-7701-1415 Life Skills	0	0.00	427,822	4.00	95,461	0	523,283	665,875	1,189,158
23-7701-1501 Soccer	0	0.00	381,240	3.75	114,226	0	495,466	1,424,266	1,919,732
23-7701-1502 Sports Center	0	0.00	844,922	16.00	267,426	0	1,112,348	1,748,348	2,860,696
23-7701-1503 Haymarket Park	0	0.00	0	0.00	0	0	0	729,200	729,200
23-7701-1504 Memorial Stadium	0	0.00	543,873	7.00	159,538	0	703,411	5,892,676	6,596,087
23-7701-1505 Soccer/Tennis Facility	0	0.00	160,717	3.00	52,680	0	213,397	275,174	488,571
23-7701-1510 Marketing	0	0.00	698,836	7.00	137,055	0	835,891	1,747,878	2,583,769
23-7701-1511 Spirit Squad	0	0.00	117,712	1.00	27,985	0	145,697	287,252	432,949
23-7701-1512 Hosted Events	0	0.00	0	0.00	0	0	0	151,800	151,800
23-7701-1514 Post Season Hosted Events	0	0.00	0	0.00	0	0	0	43,750	43,750
TOTAL	185,123	1.25	61,165,027	325.07	8,488,124	0	69,838,274	128,335,165	198,173,439
SUB PROGRAM TOTAL	185,123	1	61,165,027	325	8,488,124	0	69,838,274	128,335,165	198,173,439

SUBPROGRAM #/NAME: 79 Other Auxiliary Enterprises

COST OBJECT LISTING BY SUB PROGRAM
 2023-2024 GENERAL OPERATING BUDGET
 UNIVERSITY OF NEBRASKA - LINCOLN
 Excluding IANR and NCTA

SUBPROGRAM #/NAME: 79 Other Auxiliary Enterprises

UNL-State General Fund-711 State & University Generated/Unrestricted

COST OBJECT	Dollar	FACULTY	NON FACULTY		EMPLOYEE BENEFITS	PERSONAL SERVICE CREDITS	TOTAL PERSONAL SERVICES	TOTAL OPERATING EXPENSES	TOTAL
		FTE	Dollar	FTE					
21-7920-0001 Lied UNL Program Support	0	0.00	0	0.00	0	0	0	25,000	25,000
TOTAL	0	0.00	0	0.00	0	0	0	25,000	25,000

UNL-Auxiliary-719 Auxiliaries & Services/Restricted

COST OBJECT	Dollar	FACULTY	NON FACULTY		EMPLOYEE BENEFITS	PERSONAL SERVICE CREDITS	TOTAL PERSONAL SERVICES	TOTAL OPERATING EXPENSES	TOTAL
		FTE	Dollar	FTE					
23-7920-0001 Lied Center - Administration	0	0.00	408,435	6.05	109,405	0	517,840	127,000	644,840
23-7920-0004 Lied -Marketing/Audience Dev	0	0.00	300,271	5.50	124,603	0	424,874	900	425,774
23-7920-0005 Lied Center Fundraising/Development	0	0.00	216,336	4.00	47,735	0	264,071	17,300	281,371
23-7920-0007 Lied Center Performances	0	0.00	0	0.00	0	0	0	1,205,537	1,205,537
23-7920-0008 Lied Center Technical/Production	0	0.00	395,951	6.75	131,844	0	527,795	109,500	637,295
23-7920-0010 LIED-Educational & Creative Initiatives	0	0.00	47,008	0.50	19,244	0	66,252	7,850	74,102
23-7920-0014 Lied-Custodial Srv	0	0.00	288,353	6.50	49,216	0	337,569	0	337,569
23-7920-1001 Lied Center Ticket Office	0	0.00	194,196	7.00	26,805	0	221,001	39,000	260,001
23-7920-1002 Lied Center Adventure	0	0.00	147,961	2.63	60,908	0	208,869	164,300	373,169
23-7920-1025 Lied Center Front of House	0	0.00	209,914	3.00	65,926	0	275,840	6,500	282,340
23-7920-1026 Lied Center Information Services	0	0.00	143,319	2.00	58,836	0	202,155	40,000	242,155
23-7920-1027 Lied Center Rentals	0	0.00	53,913	1.00	17,793	0	71,706	0	71,706
TOTAL	0	0.00	2,405,657	44.93	712,315	0	3,117,972	1,717,887	4,835,859
SUB PROGRAM TOTAL	0	0	2,405,657	45	712,315	0	3,117,972	1,742,887	4,860,859

SUBPROGRAM #/NAME: 98 Company Balance Sheets

UNL-Federal Letter of Credit-716 Federal/Restricted

COST OBJECT	Dollar	FACULTY	NON FACULTY		EMPLOYEE BENEFITS	PERSONAL SERVICE CREDITS	TOTAL PERSONAL SERVICES	TOTAL OPERATING EXPENSES	TOTAL
		FTE	Dollar	FTE					
24-9839-0010 Instruction-Anticipated Activity	0	0.00	0	0.00	0	0	0	2,564,700	2,564,700
24-9839-0020 Research-Anticipated Activity	0	0.00	0	0.00	0	0	0	16,787,061	16,787,061
24-9839-0030 Public Service-Anticipated Activity	0	0.00	0	0.00	0	0	0	736,733	736,733
24-9839-0040 Academic Support-Anticipated Activity	0	0.00	0	0.00	0	0	0	259,100	259,100
24-9839-0050 Student Services-Anticipated Activity	0	0.00	0	0.00	0	0	0	1,816,211	1,816,211
24-9839-0080 Student Financial Support-Anticipated Ac	0	0.00	0	0.00	0	0	0	157,373,006	157,373,006
24-9839-7410 Agency-Anticipated Activity	0	0.00	0	0.00	0	0	0	12,044,944	12,044,944
TOTAL	0	0.00	0	0.00	0	0	0	191,581,755	191,581,755

UNL-Federal Advance-717 Federal/Restricted

COST OBJECT	Dollar	FACULTY	NON FACULTY		EMPLOYEE BENEFITS	PERSONAL SERVICE CREDITS	TOTAL PERSONAL SERVICES	TOTAL OPERATING EXPENSES	TOTAL
		FTE	Dollar	FTE					
25-9839-0010 Instruction-Anticipated Activity	0	0.00	0	0.00	0	0	0	1,157,738	1,157,738
25-9839-0020 Research-Anticipated Activity	0	0.00	0	0.00	0	0	0	50,985,783	50,985,783
25-9839-0030 Public Service-Anticipated Activity	0	0.00	0	0.00	0	0	0	1,062,126	1,062,126
25-9839-0040 Academic Support-Anticipated Activity	0	0.00	0	0.00	0	0	0	2,146,646	2,146,646
25-9839-0050 Student Services-Anticipated Activity	0	0.00	0	0.00	0	0	0	435,496	435,496
25-9839-0080 Student Financial Support-Anticipated Ac	0	0.00	0	0.00	0	0	0	221,063	221,063
25-9839-7410 Agency-Anticipated Activity	0	0.00	0	0.00	0	0	0	231,541	231,541
TOTAL	0	0.00	0	0.00	0	0	0	56,240,393	56,240,393

COST OBJECT LISTING BY SUB PROGRAM
2023-2024 GENERAL OPERATING BUDGET
UNIVERSITY OF NEBRASKA - LINCOLN
Excluding IANR and NCTA

SUBPROGRAM #/NAME: 98 Company Balance Sheets

UNL-Trust-Grant/Cont/Loan/End-718 Trust/Restricted

COST OBJECT	Dollar	FACULTY	NON FACULTY		EMPLOYEE BENEFITS	PERSONAL SERVICE CREDITS	TOTAL PERSONAL SERVICES	TOTAL OPERATING EXPENSES	TOTAL
		FTE	Dollar	FTE					
26-9839-0010	0	0.00	0	0.00	0	0	0	6,543,171	6,543,171
26-9839-0020	0	0.00	0	0.00	0	0	0	34,955,834	34,955,834
26-9839-0030	0	0.00	0	0.00	0	0	0	8,803,432	8,803,432
26-9839-0040	0	0.00	0	0.00	0	0	0	1,455,658	1,455,658
26-9839-0050	0	0.00	0	0.00	0	0	0	42,996	42,996
26-9839-0080	0	0.00	0	0.00	0	0	0	425,880	425,880
26-9839-7410	0	0.00	0	0.00	0	0	0	22,262,562	22,262,562
27-9839-0010	0	0.00	0	0.00	0	0	0	9,417,911	9,417,911
27-9839-0020	0	0.00	0	0.00	0	0	0	1,637,609	1,637,609
27-9839-0030	0	0.00	0	0.00	0	0	0	7,005,906	7,005,906
27-9839-0040	0	0.00	0	0.00	0	0	0	2,563,010	2,563,010
27-9839-0050	0	0.00	0	0.00	0	0	0	144,459	144,459
27-9839-0060	0	0.00	0	0.00	0	0	0	18,614	18,614
27-9839-0080	0	0.00	0	0.00	0	0	0	32,754,389	32,754,389
TOTAL	0	0.00	0	0.00	0	0	0	128,031,431	128,031,431

UNL-Auxiliary-719 Auxiliaries & Services/Restricted

COST OBJECT	Dollar	FACULTY	NON FACULTY		EMPLOYEE BENEFITS	PERSONAL SERVICE CREDITS	TOTAL PERSONAL SERVICES	TOTAL OPERATING EXPENSES	TOTAL
		FTE	Dollar	FTE					
23-9813-1009	0	0.00	1,504,615	22.75	403,656	0	1,908,271	0	1,908,271
23-9813-1010	0	0.00	151,495	2.00	66,376	0	217,871	0	217,871
23-9813-1039	0	0.00	1,318,510	13.08	403,739	0	1,722,249	0	1,722,249
23-9813-1150	0	0.00	162,474	2.20	108,263	0	270,737	0	270,737
23-9813-1155	0	0.00	406,639	9.00	89,700	0	496,339	0	496,339
23-9813-3015	0	0.00	114,266	1.87	46,559	0	160,825	0	160,825
23-9813-3035	0	0.00	246,934	3.91	75,023	0	321,957	0	321,957
23-9839-0020	0	0.00	0	0.00	0	0	0	51,356,944	51,356,944
23-9839-1020	0	0.00	0	0.00	0	0	0	17,000,000	17,000,000
TOTAL	0	0.00	3,904,933	54.80	1,193,316	0	5,098,249	68,356,944	73,455,193
SUB PROGRAM TOTAL	0	0	3,904,933	55	1,193,316	0	5,098,249	444,210,523	449,308,772

COST OBJECT LISTING BY SUB PROGRAM
 2023-2024 GENERAL OPERATING BUDGET
 UNIVERSITY OF NEBRASKA - LINCOLN
 INSTITUTE OF AGRICULTURE AND NATURAL RESOURCES

SUBPROGRAM #/NAME: 61 College of Ag Sciences and Natural Resources

IANR-State General Fund-715 State & University Generated/Unrestricted

COST OBJECT	Dollar	FACULTY	NON FACULTY		EMPLOYEE BENEFITS	PERSONAL	TOTAL	TOTAL		TOTAL
		FTE	Dollar	FTE		SERVICE CREDITS	PERSONAL SERVICES	OPERATING EXPENSES		
21-6102-0001	CASNR Dean-Operating	63,472	0.80	872,856	10.37	315,545	0	1,251,873	148,109	1,399,982
21-6102-0002	CASNR Dean-Recruitment	0	0.00	120,386	2.00	40,572	0	160,958	25,000	185,958
21-6102-0003	CASNR-Dean Retention	0	0.00	114,854	2.00	38,705	0	153,559	20,000	173,559
21-6102-0004	CASNR-Dean Placement	0	0.00	164,428	3.00	55,412	0	219,840	10,000	229,840
21-6102-0005	CASNR-Engler Agribusiness Entrep Pgm	0	0.00	203,129	1.00	68,455	0	271,584	0	271,584
21-6102-0006	CASNR Teaching	74,825	1.00	0	0.00	25,216	0	100,041	0	100,041
21-6102-0007	CASNR-Forensic Science	182,060	1.75	77,600	1.00	87,506	0	347,166	0	347,166
21-6102-0010	CASNR - ITS Support	0	0.00	0	0.00	0	0	0	273,500	273,500
21-6102-0012	PGM - PGA	177,011	1.75	125,405	1.25	101,914	0	404,330	45,500	449,830
21-6102-0013	Dr of Plant Health Program	0	0.00	62,843	0.40	21,178	0	84,021	0	84,021
21-6102-0017	CASNR-Microbiology	0	0.00	9,248	0.25	3,119	0	12,367	0	12,367
21-6103-0001	CASNR-Special	0	0.00	0	0.00	0	0	0	514	514
21-6103-0002	CASNR-Instruction Improvement	0	0.00	0	0.00	0	0	0	7,638	7,638
21-6103-5700	CASNR Distance Ed	0	0.00	0	0.00	0	0	0	1,620,000	1,620,000
21-6111-0002	DWFI-WC Teaching	0	0.00	0	0.00	0	0	0	363	363
21-6120-0001	ALEC-Education Operating	670,433	6.37	300,219	4.49	327,110	0	1,297,762	50,388	1,348,150
21-6121-0001	Biological Systems Engineering	815,410	6.78	163,910	3.60	330,031	0	1,309,351	17,276	1,326,627
21-6121-5200	WRRRI POE-BSE Teaching	53,307	0.40	0	0.00	17,964	0	71,271	0	71,271
21-6121-5802	BSE Prof Fee	4,214	0.00	0	0.00	1,423	0	5,637	0	5,637
21-6122-0001	Agronomy -Horticulture Teaching	1,684,294	15.08	259,602	5.25	655,095	0	2,598,991	3,974	2,602,965
21-6124-0001	Agricultural Economics Teaching	980,632	6.37	242,090	2.50	412,059	0	1,634,781	19,362	1,654,143
21-6125-0001	Statistics	643,136	4.85	194,006	2.50	282,116	0	1,119,258	9,601	1,128,859
21-6126-0001	Animal Science	1,174,345	9.95	452,701	8.99	548,316	0	2,175,362	33,600	2,208,962
21-6128-0001	Entomology	476,412	3.70	122,296	1.56	201,765	0	800,473	5,464	805,937
21-6128-5200	POE-Entomology NU Teach	65,683	0.63	0	0.00	22,136	0	87,819	0	87,819
21-6130-0001	Biochemistry	658,787	5.90	89,583	2.11	252,200	0	1,000,570	9,623	1,010,193
21-6130-5200	POE-Biochem Teaching	5,361	0.06	33,504	0.15	13,098	0	51,963	0	51,963
21-6131-0001	Food Science & Technology	412,188	3.53	86,159	0.70	167,945	0	666,292	12,229	678,521
21-6131-0002	Food Sci & Tech-FPC Teaching	16,395	0.15	0	0.00	5,524	0	21,919	0	21,919
21-6131-0010	NWAFU Teaching (3+1 China)	384,007	4.10	0	0.00	129,410	0	513,417	0	513,417
21-6135-0001	Plant Pathology	230,869	2.35	67,092	0.39	100,414	0	398,375	1,397	399,772
21-6138-0001	SNR Teaching	1,350,667	10.77	271,731	3.69	546,747	0	2,169,145	16,279	2,185,424
21-6138-0005	Salaries SVY TCH	53,742	0.50	38,282	0.43	31,013	0	123,037	0	123,037
21-6138-0007	SNRS-Higley Teaching	47,674	0.30	0	0.00	16,066	0	63,740	0	63,740
21-6139-0001	SVMBS Teaching Parent	211,457	1.20	120,140	1.88	111,748	0	443,345	13,374	456,719
21-6139-0002	GPVEC Teaching Parent	129,414	1.20	301,822	4.91	145,327	0	576,563	48,498	625,061
21-6160-0001	Veterinary Medicine	1,129,587	8.70	279,369	6.45	474,818	0	1,883,774	81,718	1,965,492
21-6160-0002	VMED-ISU Contract Costs	0	0.00	0	0.00	0	0	0	1,370,000	1,370,000
21-6161-0001	Center for Grassland Studies	0	0.00	4,928	0.10	1,661	0	6,589	11,967	18,556
21-6162-0001	Plant Science-Teaching	0	0.00	0	0.00	0	0	0	9,000	9,000
21-6162-5200	POE - PSI Teaching	21,386	0.20	0	0.00	7,207	0	28,593	0	28,593
21-6171-5200	Food for Health-POE Teaching	96,663	0.79	0	0.00	32,574	0	129,237	0	129,237
TOTAL	11,813,431	99.18	4,778,183	70.97	5,591,389	0	22,183,003	3,864,374	26,047,377	

IANR-State General Fund-715 Revolving/Designated

COST OBJECT	Dollar	FACULTY	NON FACULTY		EMPLOYEE BENEFITS	PERSONAL	TOTAL	TOTAL		TOTAL
		FTE	Dollar	FTE		SERVICE CREDITS	PERSONAL SERVICES	OPERATING EXPENSES		
22-6102-0001	CASNR Dean-Gen Activities	0	0.00	0	0.00	0	0	0	1,000	1,000
22-6102-0012	PGM - PGA Course Fees	0	0.00	0	0.00	0	0	0	120,000	120,000
22-6102-0013	PGM - PGA Lincoln Course Fees	0	0.00	0	0.00	0	0	0	60,000	60,000

COST OBJECT LISTING BY SUB PROGRAM
 2023-2024 GENERAL OPERATING BUDGET
 UNIVERSITY OF NEBRASKA - LINCOLN
 INSTITUTE OF AGRICULTURE AND NATURAL RESOURCES

SUBPROGRAM #/NAME: 61 College of Ag Sciences and Natural Resources

IANR-State General Fund-715 Revolving/Designated

COST OBJECT	Dollar	FACULTY	NON FACULTY		EMPLOYEE BENEFITS	PERSONAL	TOTAL	TOTAL	TOTAL	
		FTE	Dollar	FTE		SERVICE CREDITS	PERSONAL SERVICES	OPERATING EXPENSES		
22-6102-0014	PGM - Revolving	0	0.00	0	0.00	0	0	3,000	3,000	
22-6102-3333	Plant Health Budget Placeholder	0	0.00	51,010	1.00	17,854	0	68,864	68,864	
22-6103-0001	CASNR-Student Tech Fee	0	0.00	15,845	0.39	5,546	0	21,391	93,768	
22-6103-0002	CASNR-Ag Sci Lab Fees	0	0.00	0	0.00	0	0	500	500	
22-6103-0003	CASNR Ext Ed Credit	0	0.00	0	0.00	0	0	38,500	38,500	
22-6103-0004	CASNR GPIdea Distance Ed	0	0.00	0	0.00	0	0	5,000	5,000	
22-6103-0005	CASNR Ext Ed Non-credit	0	0.00	0	0.00	0	0	5,000	5,000	
22-6120-0001	ALEC-General Activities	197,321	2.59	54,474	1.00	88,127	0	339,922	13,856	353,778
22-6121-0001	BSE Tech Fees	89,553	1.44	89,439	2.17	62,647	0	241,639	61,120	302,759
22-6121-0002	Biological System Engineering-Lab Fees	0	0.00	0	0.00	0	0	2,500	2,500	
22-6121-0003	BSE Rev Heeren	0	0.00	0	0.00	0	0	1,250	1,250	
22-6121-0009	BSE Kocher Teachg Revolving	0	0.00	0	0.00	0	0	300	300	
22-6121-0011	BSE Prof Fees	0	0.00	72,775	1.00	25,471	0	98,246	287	98,533
22-6122-0001	Agron - Hort Admin	0	0.00	21,823	0.50	7,638	0	29,461	20,500	49,961
22-6122-0003	Dist Ed-Revolving	0	0.00	1,500	0.00	526	0	2,026	11,000	13,026
22-6122-0300	Hort-AgIDEA Certif Pgm	0	0.00	0	0.00	0	0	2,500	2,500	
22-6122-3333	Agr/Hort Non-Budgeted Positions	254,563	3.77	0	0.00	89,098	0	343,661	51,548	395,209
22-6124-0001	AgEcon Teaching Rev-Administration	56,101	0.50	0	0.00	19,636	0	75,737	40,861	116,598
22-6124-0002	AgEcon TchRev Great Plains IDEA	74,038	1.00	0	0.00	25,913	0	99,951	24,646	124,597
22-6124-0005	AgEcon Teaching Rev-Azzam	0	0.00	0	0.00	0	0	5,000	5,000	
22-6124-0027	AgEcon Teaching Rev-Perrin	0	0.00	0	0.00	0	0	300	300	
22-6124-0030	AgEcon Teaching Rev-Royer	0	0.00	0	0.00	0	0	1,000	1,000	
22-6124-0101	AgEcon Teaching Rev-AgriBusiness	0	0.00	0	0.00	0	0	100	100	
22-6125-0001	Statistics- Lab Fees	0	0.00	0	0.00	0	0	1,000	1,000	
22-6126-0001	Animal Science Teaching Activities	0	0.00	0	0.00	0	0	277,000	277,000	
22-6126-0002	Animal Science Laboratory Fees	0	0.00	0	0.00	0	0	23,750	23,750	
22-6126-0004	ANSC Rodeo Team	0	0.00	0	0.00	0	0	150	150	
22-6126-3777	ANSC Non-Budgeted Positions	53,030	1.00	0	0.00	18,561	0	71,591	0	71,591
22-6128-0001	Entomology-Distance Ed Revolving	0	0.00	0	0.00	0	0	43,792	43,792	
22-6128-0002	Ento Teach Rev Lab Fees	0	0.00	0	0.00	0	0	8,000	8,000	
22-6131-0001	Food Science & Tech-Workshops	0	0.00	34,825	0.66	12,189	0	47,014	2,874	49,888
22-6131-0003	Food Sci & Tech-Recruitment	0	0.00	0	0.00	0	0	7,500	7,500	
22-6131-0005	FST-Great Plains Init Dist Ed Alliance	0	0.00	0	0.00	0	0	1,500	1,500	
22-6131-0010	NWAFU Teaching (3+1 China)	0	0.00	0	0.00	0	0	25,094	25,094	
22-6131-3333	FST-Non-Budgeted Positions (TCH)	73,466	0.90	54,942	1.00	44,942	0	173,350	51,778	225,128
22-6135-0001	Extd Ed Train Support Course Dev	0	0.00	500	0.00	176	0	676	1,250	1,926
22-6135-0002	P Path Dist Ed-Yuen	0	0.00	1,500	0.00	526	0	2,026	0	2,026
22-6138-0001	Nat Res Sci Teaching Lab Fees	0	0.00	0	0.00	0	0	25,000	25,000	
22-6138-0007	SNR-Student Tech Fees	0	0.00	0	0.00	0	0	25,000	25,000	
22-6138-3333	SNR Non-Budgeted Positions	256,058	3.17	0	0.00	89,621	0	345,679	29,075	374,754
22-6139-0001	GPVEC Teaching Revolving	0	0.00	0	0.00	0	0	7,500	7,500	
22-6139-0002	Vet Biomed Sci-Records Mgm Sys	0	0.00	0	0.00	0	0	100	100	
22-6168-3333	Budget Placeholder Cost Object	0	0.00	0	0.00	0	0	49,428	49,428	
TOTAL		1,054,130	14.37	398,633	7.72	508,471	0	1,961,234	1,121,936	3,083,170

UNL-Trust-Grant/Cont/Loan/End-718 Trust/Restricted

COST OBJECT	Dollar	FACULTY	NON FACULTY		EMPLOYEE BENEFITS	PERSONAL	TOTAL	TOTAL	TOTAL	
		FTE	Dollar	FTE		SERVICE CREDITS	PERSONAL SERVICES	OPERATING EXPENSES		
26-6102-0009200	Operating Expenses	0	0.00	43,259	0.80	10,727	0	53,986	0	53,986
26-6102-0009301	EAEP 275 & 288/Hort	20,666	0.20	0	0.00	5,126	0	25,792	0	25,792

COST OBJECT LISTING BY SUB PROGRAM
 2023-2024GENERAL OPERATING BUDGET
 UNIVERSITY OF NEBRASKA - LINCOLN
 INSTITUTE OF AGRICULTURE AND NATURAL RESOURCES

SUBPROGRAM #/NAME: 61 College of Ag Sciences and Natural Resources

UNL-Trust-Grant/Cont/Loan/End-718 Trust/Restricted

COST OBJECT	Dollar	FACULTY	NON FACULTY		EMPLOYEE BENEFITS	PERSONAL SERVICE CREDITS	TOTAL PERSONAL SERVICES	TOTAL OPERATING EXPENSES	TOTAL
		FTE	Dollar	FTE					
27-6102-0009001 Engler Agribusiness Chair-Gustafson	20,000	0.00	0	0.00	4,960	0	24,960	0	24,960
27-6102-0012001 PGM Program Support	67,480	1.00	0	0.00	16,734	0	84,214	0	84,214
27-6122-0008001 Sunkist Fiesta Bowl Prof-Schacht	15,000	0.00	0	0.00	3,720	0	18,720	0	18,720
27-6122-0009001 Eugene W. Price Prof-Clemente	10,000	0.00	0	0.00	2,480	0	12,480	0	12,480
27-6122-0451001 NE Wheat Grower Pres ChairProf-Baenziger	30,000	0.00	0	0.00	7,440	0	37,440	0	37,440
27-6124-0005001 Roberts College Prof-Perrin	5,000	0.00	0	0.00	1,240	0	6,240	0	6,240
27-6126-0011001 NE Cattlemen's Prof-Erickson; G.	10,000	0.00	0	0.00	2,480	0	12,480	0	12,480
27-6126-0015001 Omtvedt Prof-Cupp	10,000	0.00	0	0.00	2,480	0	12,480	0	12,480
27-6130-0062001 Holmes Professor-Cahoon	15,000	0.00	0	0.00	3,720	0	18,720	0	18,720
27-6131-0107001 Khem Shahani Prof-Hutkins	10,000	0.00	0	0.00	2,480	0	12,480	0	12,480
27-6135-0001001 Allington Distinguished Prof-Van Etten	5,000	0.00	0	0.00	1,240	0	6,240	0	6,240
TOTAL	218,146	1.20	43,259	0.80	64,827	0	326,232	0	326,232
SUB PROGRAM TOTAL	13,085,707	115	5,220,075	79	6,164,687	0	24,470,469	4,986,310	29,456,779

SUBPROGRAM #/NAME: 62 Agriculture Research Division

IANR-State General Fund-715 State & University Generated/Unrestricted

COST OBJECT	Dollar	FACULTY	NON FACULTY		EMPLOYEE BENEFITS	PERSONAL SERVICE CREDITS	TOTAL PERSONAL SERVICES	TOTAL OPERATING EXPENSES	TOTAL
		FTE	Dollar	FTE					
21-6204-0001 ARD Dean-Operating	0	0.00	956,783	9.50	322,434	0	1,279,217	38,665	1,317,882
21-6205-0001 ARD-Greenhouse Support	0	0.00	200,493	2.75	67,566	0	268,059	0	268,059
21-6205-0002 ARD-Faculty Support	15,869	0.20	0	0.00	5,347	0	21,216	0	21,216
21-6205-0003 ARD-Special	13,513	1.50	59,913	0.61	24,745	0	98,171	3,341	101,512
21-6205-0004 Ard Interdisciplinary Research	0	0.00	0	0.00	0	0	0	100,000	100,000
21-6205-0005 ARD-Innovative Research	0	0.00	0	0.00	0	0	0	3,548	3,548
21-6205-0006 ARD-Honors Program	0	0.00	0	0.00	0	0	0	20,000	20,000
21-6205-0010 ARD - ITS Support	0	0.00	0	0.00	0	0	0	273,500	273,500
21-6211-0002 DWFI-WC Research	0	0.00	222,711	2.45	75,054	0	297,765	82,095	379,860
21-6211-6001 NRI Core Facility Water Center	0	0.00	0	0.00	2	0	2	0	2
21-6220-0001 ALEC-Research Operating	135,387	1.25	71,192	0.85	69,618	0	276,197	8,062	284,259
21-6221-0001 Biological Systems Engineering	1,362,504	10.06	514,282	8.64	632,478	0	2,509,264	49,305	2,558,569
21-6221-5200 POE - BSE Research	79,959	0.60	0	0.00	26,946	0	106,905	0	106,905
21-6221-5202 POE - BSE-Bio Med Engr Proj	91,298	1.00	0	0.00	30,767	0	122,065	0	122,065
21-6221-5203 POE - BSE/COE Faculty	108,657	1.00	0	0.00	36,618	0	145,275	0	145,275
21-6221-5205 POE-BSE/COE Faculty-Wachs	104,427	1.00	0	0.00	35,194	0	139,621	0	139,621
21-6221-5206 POE-BSE/COE Faculty-Kievit	109,279	1.00	0	0.00	36,827	0	146,106	0	146,106
21-6222-0001 Agronomy - Horticulture Research	3,064,838	23.97	2,259,759	40.16	1,294,390	0	6,618,987	180,710	6,799,697
21-6222-5200 POE - AgHort -WRRRI	19,584	0.15	0	0.00	6,600	0	26,184	0	26,184
21-6224-0001 Agricultural Economics Research	1,804,046	11.07	377,716	5.02	735,256	0	2,917,018	38,955	2,955,973
21-6224-5200 POE - Ag Econ Rsch	166,520	1.00	0	0.00	56,117	0	222,637	0	222,637
21-6225-0001 Statistics	702,135	5.15	311,672	4.10	341,652	0	1,355,459	29,170	1,384,629
21-6226-0001 Animal Science	1,829,594	13.50	1,566,641	27.05	1,144,534	0	4,540,769	167,549	4,708,318
21-6227-0001 Child Youth & Fam Studies	370,677	2.99	152,663	2.79	176,365	0	699,705	14,916	714,621
21-6228-0001 Entomology	1,147,348	8.70	381,641	7.68	515,269	0	2,044,258	52,401	2,096,659
21-6230-0001 Biochemistry	1,395,058	12.10	219,260	4.40	544,027	0	2,158,345	83,740	2,242,085
21-6230-5200 POE-Biochem Research	136,174	0.92	122,878	0.55	87,301	0	346,353	0	346,353
21-6230-5201 POE-Redox Biology Center	491,781	4.00	0	0.00	165,730	0	657,511	0	657,511
21-6231-0001 Food Science & Technology Research	790,684	6.81	550,224	7.88	451,886	0	1,792,794	107,736	1,900,530
21-6231-0002 Food Sci & Tech-Food Processing Cnt	193,324	1.28	143,368	2.19	113,464	0	450,156	19,661	469,817

COST OBJECT LISTING BY SUB PROGRAM
 2023-2024 GENERAL OPERATING BUDGET
 UNIVERSITY OF NEBRASKA - LINCOLN
 INSTITUTE OF AGRICULTURE AND NATURAL RESOURCES

SUBPROGRAM #/NAME: 62 Agriculture Research Division

IANR-State General Fund-715 State & University Generated/Unrestricted

COST OBJECT	Dollar	FACULTY	NON FACULTY		EMPLOYEE BENEFITS	PERSONAL SERVICE CREDITS	TOTAL PERSONAL SERVICES	TOTAL OPERATING EXPENSES	TOTAL	
		FTE	Dollar	FTE						
21-6231-0010	NWAFU Research (3+1 China)	65,530	0.70	0	0.00	22,084	0	87,614	0	87,614
21-6231-5200	Computational Bioinformatics-POE	187,969	3.00	86,005	0.49	92,329	0	366,303	184,757	551,060
21-6234-0001	Biotechnology	0	0.00	0	0.00	0	0	0	9,657	9,657
21-6235-0001	Plant Pathology	1,215,890	9.00	473,600	6.09	569,357	0	2,258,847	53,748	2,312,595
21-6236-0001	Nutrition & Health Sciences	396,680	3.81	286,121	5.73	230,103	0	912,904	17,513	930,417
21-6236-5200	POE Nutr Health Sci Genomics	62,665	0.66	0	0.00	21,118	0	83,783	0	83,783
21-6237-0001	Textiles Merchandising & Fashion Design	70,749	0.50	72,316	1.27	48,213	0	191,278	0	191,278
21-6238-0001	Salaries RSH	1,634,165	11.73	1,091,558	11.01	918,569	0	3,644,292	138,900	3,783,192
21-6238-0005	Salaries SVY RSH	511,723	4.91	389,850	5.36	303,831	0	1,205,404	51,625	1,257,029
21-6238-0006	SNRS-Coop F/W Rsch	0	0.00	61,895	1.50	20,858	0	82,753	0	82,753
21-6238-0007	SNRS-Higley Research	111,241	0.70	0	0.00	37,488	0	148,729	0	148,729
21-6238-5200	POE - SNR Research	319,096	2.06	0	0.00	107,535	0	426,631	0	426,631
21-6239-0001	SVMBS Research Parent	745,433	4.53	604,912	7.29	455,065	0	1,805,410	28,944	1,834,354
21-6239-0002	NVDC Research Parent	590,496	4.00	1,085,738	16.23	564,891	0	2,241,125	872	2,241,997
21-6239-0003	GPVEC Research Parent	102,462	0.80	249,792	3.58	118,709	0	470,963	105,997	576,960
21-6242-0001	West Central Rsch	0	0.00	776,655	12.21	261,733	0	1,038,388	105,946	1,144,334
21-6242-0004	West Central Center Gudmunds Rsch Center	0	0.00	197,549	3.61	66,575	0	264,124	12,189	276,313
21-6243-0001	Panhandle Center	0	0.00	781,033	13.59	263,208	0	1,044,241	39,597	1,083,838
21-6243-0003	Panhandle Center High Plains Lab	0	0.00	143,452	2.50	48,343	0	191,795	1,892	193,687
21-6243-0004	Panhandle Cnt-Rhizomania Rsch	0	0.00	0	0.00	0	0	0	40,000	40,000
21-6243-0005	Panhandle-Lionel Harris Building	0	0.00	0	0.00	0	0	0	6,742	6,742
21-6248-0001	Industrial Ag Products Center	0	0.00	117,001	1.04	39,430	0	156,431	8,592	165,023
21-6260-0001	Veterinary Medicine	464,224	2.95	0	0.00	156,444	0	620,668	0	620,668
21-6261-0001	Center For Grassland Studies	0	0.00	22,174	0.45	7,472	0	29,646	6,167	35,813
21-6262-0001	Plant Science-Research	98,165	0.56	162,337	2.20	87,791	0	348,293	6,583	354,876
21-6262-5200	POE-PSI Research	0	0.00	0	0.00	0	0	0	200,000	200,000
21-6262-5210	POE-PSI-Dr Yu	50,347	0.40	0	0.00	16,967	0	67,314	0	67,314
21-6262-5211	POE-PSI-Dr Mower	85,538	0.80	0	0.00	28,827	0	114,365	0	114,365
21-6270-0001	ENREC-Research General	0	0.00	800,458	9.40	269,755	0	1,070,213	34,767	1,104,980
21-6270-0002	ENREC Christensen Bldg Oper	0	0.00	88,927	1.87	29,969	0	118,896	57,361	176,257
21-6270-0003	ENREC-Maintenance Shop	0	0.00	0	0.00	0	0	0	25,557	25,557
21-6270-0007	SCAL General Operations	0	0.00	253,883	4.25	85,558	0	339,441	25,865	365,306
21-6270-0008	ENREC HAL Research Operations	0	0.00	108,396	2.24	36,531	0	144,927	119,030	263,957
21-6271-5200	Food for Health-POE Research	454,188	3.70	97,750	0.40	186,004	0	737,942	0	737,942
21-6299-0002	Budget Adjustment Temporary Bdgt Adjust	-2,305,129	0.00	0	0.00	-776,827	0	-3,081,956	0	-3,081,956
TOTAL		18,994,088	164.06	16,062,598	238.93	11,314,117	0	46,370,803	2,555,655	48,926,458

IANR-State General Fund-715 Revolving/Designated

COST OBJECT	Dollar	FACULTY	NON FACULTY		EMPLOYEE BENEFITS	PERSONAL SERVICE CREDITS	TOTAL PERSONAL SERVICES	TOTAL OPERATING EXPENSES	TOTAL	
		FTE	Dollar	FTE						
22-6205-0001	ARD-General Activities	0	0.00	80,483	1.00	28,168	0	108,651	40,000	148,651
22-6205-0005	ARD Biotechnology Field Research	0	0.00	139,741	2.25	48,909	0	188,650	103,090	291,740
22-6205-0007	IANR Plant Growth Fac Service Center	0	0.00	211,698	4.00	74,094	0	285,792	309,960	595,752
22-6205-0009	ARD Field Phenotyping Operating Srv Cnt	78,383	1.00	61,189	1.00	48,851	0	188,423	50,000	238,423
22-6205-0010	ARD-Land Leases	0	0.00	0	0.00	0	0	0	35,000	35,000
22-6205-0012	Beadle HTS Chamber Srv Center	0	0.00	0	0.00	0	0	0	300	300
22-6211-0002	Water Cnt Research Revolving	0	0.00	0	0.00	0	0	0	22,162	22,162
22-6211-0003	Water Science Lab-Service Center	11,728	0.10	103,926	2.00	40,480	0	156,134	185,000	341,134
22-6221-0001	Biol Sys Engr-Rogers Farm	0	0.00	52,782	1.10	18,474	0	71,256	169,878	241,134
22-6221-0002	BSE Soil/Water Vehicles	0	0.00	0	0.00	0	0	0	8,000	8,000

COST OBJECT LISTING BY SUB PROGRAM
 2023-2024 GENERAL OPERATING BUDGET
 UNIVERSITY OF NEBRASKA - LINCOLN
 INSTITUTE OF AGRICULTURE AND NATURAL RESOURCES

SUBPROGRAM #/NAME: 62 Agriculture Research Division

IANR-State General Fund-715 Revolving/Designated

COST OBJECT	Dollar	FACULTY	NON FACULTY		EMPLOYEE BENEFITS	PERSONAL	TOTAL	TOTAL	TOTAL		
		FTE	Dollar	FTE		SERVICE CREDITS	PERSONAL SERVICES	OPERATING EXPENSES			
22-6221-0003		Biol Sys Engr-Shop	0	0.00	7,532	1.31	2,637	0	10,169	25,000	35,169
22-6221-0004		BSE D Keshwani Rsch Revolving	0	0.00	0	0.00	0	0	0	5,000	5,000
22-6221-0006		BSE Schmidt Rsch Revolving	0	0.00	0	0.00	0	0	0	500	500
22-6221-0010	106,840	BSE Dept Rsch Revolving	0	1.01	0	0.00	37,395	0	144,235	125,000	269,235
22-6221-0017		BSE Irmak Rsch Revolving	0	0.00	23,880	0.50	8,358	0	32,238	50,000	82,238
22-6221-0019		BSE Royalties	0	0.00	0	0.00	0	0	0	1,000	1,000
22-6221-0039		BSE Forest Animal Imaging SC	0	0.00	0	0.00	0	0	0	24,660	24,660
22-6221-0050		BSE - Brown-Brandl Residual	0	0.00	55,590	1.00	19,457	0	75,047	0	75,047
22-6222-0001		Agron-Hort Operations Admin	0	0.00	51,961	1.00	18,186	0	70,147	61,501	131,648
22-6222-0008		Agro Soybean Research	0	0.00	0	0.00	0	0	0	52,000	52,000
22-6222-0010		Agro Wheat Germplasm	0	0.00	15,000	0.00	5,250	0	20,250	124,000	144,250
22-6222-0014		Agr-Ferguson Revolving	0	0.00	0	0.00	0	0	0	35,000	35,000
22-6222-0034		NIR Analyzer Srv Cnt	0	0.00	0	0.00	0	0	0	10,000	10,000
22-6222-0035		Graef Combine Srv Cnt	0	0.00	5,055	0.10	1,770	0	6,825	20,104	26,929
22-6222-0036		Graef Planter Srv Cnt	0	0.00	5,055	0.10	1,770	0	6,825	10,104	16,929
22-6222-0043		GC & CN Analyzer Service Center	0	0.00	0	0.00	0	0	0	5,000	5,000
22-6222-0049		Drijber GC Srv Center	0	0.00	5,429	0.08	1,899	0	7,328	0	7,328
22-6222-0050		Jhala Research Revolving	0	0.00	0	0.00	0	0	0	11,000	11,000
22-6222-1001		Agro Farm Service Center	0	0.00	250,913	4.66	87,821	0	338,734	502,444	841,178
22-6222-2003		Hort-Fleming Trust Royalties	0	0.00	3,000	0.00	1,050	0	4,050	1,500	5,550
22-6222-3333	123,923	Agr/Hort Non-Budgeted Positions	0	1.50	864,796	16.03	346,052	0	1,334,771	34,188	1,368,959
22-6225-0001		Statistics Misc Revolving	0	0.00	0	0.00	0	0	0	1,000	1,000
22-6225-0005		STAT EOB Blankenship	0	0.00	0	0.00	0	0	0	2,000	2,000
22-6225-0007		STAT SDK Kachman	0	0.00	0	0.00	0	0	0	2,000	2,000
22-6226-0001		Animal Science Research Activities	0	0.00	24,600	0.50	8,610	0	33,210	234,806	268,016
22-6226-0002		Animal Science Meat Lab	0	0.00	25,000	0.00	8,750	0	33,750	43,000	76,750
22-6226-0003		Animal Science Dairy	0	0.00	0	0.00	0	0	0	42,000	42,000
22-6226-0004		Animal Science Beef Feed Lot	0	0.00	135,856	3.00	47,550	0	183,406	3,911,333	4,094,739
22-6226-0005		Animal Science Poultry Operations	0	0.00	0	0.00	0	0	0	2,500	2,500
22-6226-0006		Animal Science Beef Physiology & Mgmt	0	0.00	105,398	1.62	36,890	0	142,288	437,000	579,288
22-6226-0008		Animal Science Swine Farms	0	0.00	96,335	2.00	33,717	0	130,052	631,200	761,252
22-6226-0009		Animal Science Dalby Halleck Farm	0	0.00	0	0.00	0	0	0	429,000	429,000
22-6226-0010		Animal Science Feedmill	0	0.00	80,488	1.50	28,170	0	108,658	650,548	759,206
22-6226-0011		Animal Sci-Royalty Inc	0	0.00	42,047	1.00	14,716	0	56,763	0	56,763
22-6226-0012		ANSC Index Line Royalty Revolving	0	0.00	17,220	0.35	6,026	0	23,246	48	23,294
22-6226-0017	88,791	ANSC RUM Ruminant Nutrition	0	1.00	19,160	0.42	37,784	0	145,735	40,933	186,668
22-6226-0018		ANSC RWM Sullivan	0	0.00	0	0.00	0	0	0	100	100
22-6226-0021		ANSC PJK Kononoff	0	0.00	45,619	1.00	15,967	0	61,586	55,019	116,605
22-6226-0023		ANSC MOU Mouse Lab	0	0.00	0	0.00	0	0	0	8,000	8,000
22-6226-0033		ANSC ddPCR Facility	0	0.00	0	0.00	0	0	0	2,000	2,000
22-6226-0042		ANSC Fernando Service Center	0	0.00	0	0.00	0	0	0	6,000	6,000
22-6226-0047		ANSC Dairy House	0	0.00	0	0.00	0	0	0	2,000	2,000
22-6226-1019		ANSC FER Fernando	0	0.00	42,848	1.00	14,996	0	57,844	0	57,844
22-6226-1098		ANSC Drewnoski BSI Match	0	0.00	39,791	1.00	13,927	0	53,718	0	53,718
22-6226-3777	215,592	ANSC Non-Budgeted Positions (Rsch)	0	3.00	131,280	2.60	121,406	0	468,278	14,545	482,823
22-6228-0001		Entomology Operations	0	0.00	0	0.00	0	0	0	1,500	1,500
22-6228-0002		Entomology Toxicology Research	0	0.00	0	0.00	0	0	0	135,945	135,945
22-6228-0003		ENTO RJW Wright	0	0.00	0	0.00	0	0	0	2,500	2,500
22-6228-0005		ENTO LJM Meinke	0	0.00	0	0.00	0	0	0	6,920	6,920
22-6230-0001	324,656	Biochemistry Chemical Services	0	5.00	416,379	7.75	259,363	0	1,000,398	645,334	1,645,732
22-6231-0001		Food Science & Technology Food Products	0	0.00	59,605	5.61	20,862	0	80,467	623,220	703,687

COST OBJECT LISTING BY SUB PROGRAM
 2023-2024 GENERAL OPERATING BUDGET
 UNIVERSITY OF NEBRASKA - LINCOLN
 INSTITUTE OF AGRICULTURE AND NATURAL RESOURCES

SUBPROGRAM #/NAME: 62 Agriculture Research Division

IANR-State General Fund-715 Revolving/Designated

COST OBJECT	Dollar	FACULTY	NON FACULTY		EMPLOYEE BENEFITS	PERSONAL	TOTAL	TOTAL	TOTAL	
		FTE	Dollar	FTE		SERVICE CREDITS	PERSONAL SERVICES	OPERATING EXPENSES		
22-6231-0003	Food Processing Center	-137,332	0.01	166,184	3.04	10,100	0	38,952	448,832	487,784
22-6231-0006	Food Sci/FPC/FARRP	0	0.00	3,974	0.25	1,391	0	5,365	1,517,137	1,522,502
22-6231-0007	FARRP-Funded Faculty	0	0.00	0	0.00	0	0	0	77,897	77,897
22-6231-0025	FST Res Rev Ramer-Tait	0	0.00	0	0.00	0	0	0	118,569	118,569
22-6231-0028	Nebraska Gnotobiotic Mouse Program SC	78,647	1.00	209,508	4.50	100,854	0	389,009	66,426	455,435
22-6231-0036	FoodSci Res Rev Jackson	0	0.00	0	0.00	0	0	0	1,000	1,000
22-6231-0040	FoodSci Res Rev Wehling	0	0.00	0	0.00	0	0	0	950	950
22-6231-0048	FST Rsch Rev-Jayne Stratton	0	0.00	0	0.00	0	0	0	47,653	47,653
22-6231-0049	FST Rsch Rev-Changmou Xu	47,859	0.50	0	0.00	16,751	0	64,610	0	64,610
22-6231-0300	FST AAFS	0	0.00	0	0.00	0	0	0	25,094	25,094
22-6231-1002	FPC Entrpreneurs	0	0.00	0	0.00	0	0	0	6,696	6,696
22-6231-1009	FPC Microbiology Lab	61,106	0.50	54,115	1.00	40,327	0	155,548	66,128	221,676
22-6231-1013	FPC - Pilot Plants	0	0.00	0	0.00	0	0	0	130,762	130,762
22-6231-1021	FPC Nutrition Facts Panel	0	0.00	0	0.00	0	0	0	54,392	54,392
22-6231-1031	FARRP Workshops	0	0.00	56,740	1.00	19,859	0	76,599	14,096	90,695
22-6231-1032	FARRP Information Services	0	0.00	25,508	0.50	8,928	0	34,436	23,675	58,111
22-6231-1040	FARRP Analytical Process	0	0.00	913,721	17.00	319,803	0	1,233,524	170,318	1,403,842
22-6231-1041	FARRP - Post Doc	116,181	2.00	0	0.00	40,663	0	156,844	400	157,244
22-6231-1060	FPC Dairy Plant	0	0.00	100,189	2.00	35,065	0	135,254	22,576	157,830
22-6231-1061	FPC Dairy Store	0	0.00	55,938	1.00	19,578	0	75,516	46,360	121,876
22-6231-1075	FPC-Sensory Analysis	0	0.00	0	0.00	0	0	0	13,524	13,524
22-6231-1076	FPC State Fair	0	0.00	0	0.00	0	0	0	10,000	10,000
22-6231-1080	FPC-Entrepreneurial Product Development	0	0.00	0	0.00	0	0	0	11,222	11,222
22-6231-1083	FPC-Changmou Xu	47,859	0.50	0	0.00	16,751	0	64,610	0	64,610
22-6231-1089	FPC HPP	0	0.00	7,089	0.15	2,481	0	9,570	0	9,570
22-6231-2006	FARRP Collaborative Rsch	0	0.00	66,516	1.00	23,282	0	89,798	0	89,798
22-6231-2007	FARRP Admin	0	0.00	72,125	1.00	25,243	0	97,368	41,870	139,238
22-6231-2039	FARRP-Johnson Startup	0	0.00	0	0.00	0	0	0	54,622	54,622
22-6231-2040	FARRP-Downs Startup	0	0.00	0	0.00	0	0	0	91,038	91,038
22-6231-3333	FST-Non-Budgeted Positions (RSCH)	10,031	0.11	380,182	6.35	136,575	0	526,788	406,972	933,760
22-6235-0001	Plant Path Admin	0	0.00	18,125	0.00	6,343	0	24,468	17,500	41,968
22-6235-3333	PPath Non-Budgeted Positions	95,114	1.00	190,381	3.50	99,924	0	385,419	230,391	615,810
22-6236-0001	Nutritional & Health Sciences	0	0.00	0	0.00	0	0	0	136,351	136,351
22-6238-0001	SNR Misc Revolving	0	0.00	0	0.00	0	0	0	1,000	1,000
22-6238-0002	Nebraska Mesonet	0	0.00	173,109	3.00	60,588	0	233,697	171,613	405,310
22-6238-0003	Mead Farm	0	0.00	54,935	1.00	19,228	0	74,163	165,135	239,298
22-6238-0006	Misc. Revolving - Corman	0	0.00	0	0.00	0	0	0	1,000	1,000
22-6238-0007	Fish and Wildlife Coop Residual	0	0.00	0	0.00	0	0	0	3,500	3,500
22-6238-0008	Groundwater Level Projects	0	0.00	0	0.00	0	0	0	500	500
22-6238-0009	HPRCC RSH Revolving-Mahmood	0	0.00	243,626	3.60	85,269	0	328,895	13,272	342,167
22-6238-0012	Forestry Wildlife Vehicles	0	0.00	0	0.00	0	0	0	15,000	15,000
22-6238-0014	CSD Drilling Revolving	0	0.00	15,000	0.00	5,250	0	20,250	70,000	90,250
22-6238-0016	SNR IT/GIS Revolving	0	0.00	0	0.00	0	0	0	5,000	5,000
22-6238-0017	CSD Soils Mapping Revolving	0	0.00	0	0.00	0	0	0	5,000	5,000
22-6238-0018	CSD Major Equipment - Joeckel	0	0.00	0	0.00	0	0	0	1,000	1,000
22-6238-0020	Hardin Hall Key Deposit	0	0.00	0	0.00	0	0	0	500	500
22-6238-0022	SNR CALMIT Field Work Revolving	0	0.00	0	0.00	0	0	0	2,000	2,000
22-6238-0024	SNR CALMIT Airborne Remote Sensing	0	0.00	0	0.00	0	0	0	76,000	76,000
22-6238-0026	Gilmore Vehicles Service Center	0	0.00	0	0.00	0	0	0	3,000	3,000
22-6238-0029	Shallow Exploration Drillers Clinic	0	0.00	0	0.00	0	0	0	3,500	3,500
22-6238-0030	SNR GIS Project-UNL Police	0	0.00	0	0.00	0	0	0	500	500

COST OBJECT LISTING BY SUB PROGRAM
 2023-2024GENERAL OPERATING BUDGET
 UNIVERSITY OF NEBRASKA - LINCOLN
 INSTITUTE OF AGRICULTURE AND NATURAL RESOURCES

SUBPROGRAM #/NAME: 62 Agriculture Research Division

IANR-State General Fund-715 Revolving/Designated

COST OBJECT	FACULTY		NON FACULTY		EMPLOYEE BENEFITS	PERSONAL SERVICE CREDITS	TOTAL PERSONAL SERVICES	TOTAL OPERATING EXPENSES	TOTAL	
	Dollar	FTE	Dollar	FTE						
22-6238-0031	Waszgis Revolving	0	0.00	0	0.00	0	0	0	500	500
22-6238-0034	SNR Malvern	0	0.00	0	0.00	0	0	0	2,000	2,000
22-6238-0035	SNR-COOP Vehicles Service Center	0	0.00	0	0.00	0	0	0	50,000	50,000
22-6238-0036	SNR-Automation Inventory	0	0.00	0	0.00	0	0	0	3,000	3,000
22-6238-0038	SNR-Copiers	0	0.00	0	0.00	0	0	0	20,000	20,000
22-6238-0041	SNR-RR-Survey Vehicle Srv Cnt	0	0.00	0	0.00	0	0	0	25,000	25,000
22-6238-0042	Corman Vehicles	0	0.00	0	0.00	0	0	0	5,000	5,000
22-6238-0043	Suyker Vehicle Service Center	0	0.00	0	0.00	0	0	0	7,500	7,500
22-6238-0047	SNR-Web Services	0	0.00	0	0.00	0	0	0	5,000	5,000
22-6238-0048	SNR-OSL	0	0.00	0	0.00	0	0	0	10,000	10,000
22-6238-0053	Snyder Web & Graphic Design SC	0	0.00	50,804	1.00	17,781	0	68,585	0	68,585
22-6238-3333	SNR Non-Budgeted Positions	265,044	3.13	374,718	7.00	223,917	0	863,679	85,524	949,203
22-6238-3555	SVY Non-Budgeted Positions	0	0.00	0	0.00	0	0	0	20,737	20,737
22-6239-0002	Vet Biomed Sci-Diagnostic Lab	0	0.00	140,264	2.45	49,092	0	189,356	1,066,000	1,255,356
22-6239-0003	SVMBS Rsch & Tchg Facility	0	0.00	0	0.00	0	0	0	1,000	1,000
22-6239-0004	Vet Biomed Sci-Royalty Inc	0	0.00	39,292	1.00	13,752	0	53,044	0	53,044
22-6239-0005	SVMBS VDC BACT Training	0	0.00	0	0.00	0	0	0	100	100
22-6239-0014	VBMS DRR Kelling	0	0.00	0	0.00	0	0	0	100	100
22-6239-0016	VBMS DRR Moxley	0	0.00	71,566	1.00	25,048	0	96,614	1,000	97,614
22-6239-0018	SVMBS Research Revolving	0	0.00	40,490	0.50	14,172	0	54,662	117,409	172,071
22-6239-1202	VBMS DRR Bacti	0	0.00	42,881	1.00	15,008	0	57,889	53,337	111,226
22-6239-1204	VBMS DRR Histology	0	0.00	54,183	1.00	18,964	0	73,147	0	73,147
22-6239-1206	VBMS DRR Necropsy	0	0.00	148,874	3.00	52,106	0	200,980	53,782	254,762
22-6239-1210	VBMS DRR Virology	0	0.00	47,447	1.00	16,606	0	64,053	116,382	180,435
22-6239-1232	SVMBS VDC Molecular Diagnostic Lab	0	0.00	44,554	1.00	15,595	0	60,149	41,600	101,749
22-6239-3777	SVMBS Non-Budgeted Positions	0	0.00	94,311	2.00	33,009	0	127,320	0	127,320
22-6242-0001	West Central Station Operations	0	0.00	0	0.00	0	0	0	395,572	395,572
22-6242-0002	West Central Center Gudmunds Rsch Center	0	0.00	0	0.00	0	0	0	825,000	825,000
22-6242-0003	WCREC Water Lab	0	0.00	13,940	0.25	4,879	0	18,819	455,200	474,019
22-6242-0005	WCREC Wind Tunnel	0	0.00	75,224	0.75	26,328	0	101,552	409,517	511,069
22-6242-0006	WCREC GSL Dorms	0	0.00	0	0.00	0	0	0	5,614	5,614
22-6242-0007	WCREC GSL Ag Labor	0	0.00	153,849	3.00	53,847	0	207,696	105,714	313,410
22-6242-0008	WCREC GSL Vehicles	0	0.00	0	0.00	0	0	0	12,000	12,000
22-6242-0009	WCREC Station Vehicle Svc Ctr	0	0.00	0	0.00	0	0	0	10,000	10,000
22-6242-0010	WCREC Stumpf Wheat Center	0	0.00	0	0.00	0	0	0	250,000	250,000
22-6242-0012	WCREC Overhead Assessment Return Project	0	0.00	0	0.00	0	0	0	300,000	300,000
22-6242-0013	WCREC Air Tractor 502 Simulator	0	0.00	0	0.00	0	0	0	100,000	100,000
22-6242-0015	WCREC Student Housing	0	0.00	0	0.00	0	0	0	9,000	9,000
22-6242-0016	WCREC Adesemoye Biocontrol Residual Bal	0	0.00	0	0.00	0	0	0	10,000	10,000
22-6242-0018	WCREC-West Place Beef	0	0.00	60,156	1.36	21,055	0	81,211	544,606	625,817
22-6242-0019	WCREC-Farm Ops	0	0.00	18,653	0.30	6,529	0	25,182	79,343	104,525
22-6242-0020	WCREC Range & Forage	0	0.00	0	0.00	0	0	0	5,000	5,000
22-6242-0021	WCREC Entomology	0	0.00	37,145	1.00	13,000	0	50,145	15,218	65,363
22-6242-0022	Rudnick Pickup Service Center	0	0.00	0	0.00	0	0	0	5,000	5,000
22-6242-1010	WCREC-Permanent Budget Home	0	0.00	29,318	0.56	10,261	0	39,579	82,602	122,181
22-6243-0001	Panhandle Center Operations	0	0.00	0	0.00	0	0	0	3,000	3,000
22-6243-0002	Panhandle Center Crops	0	0.00	72,593	1.40	25,406	0	97,999	255,224	353,223
22-6243-0004	Panhandle Center Hpal	0	0.00	0	0.00	0	0	0	114,000	114,000
22-6243-0008	PHREC-Plot Combine Srv Cnt	0	0.00	0	0.00	0	0	0	5,000	5,000
22-6243-0011	Panhandle Center - Sioux Range	0	0.00	0	0.00	0	0	0	8,000	8,000
22-6243-0012	Panhandle Center - HPAL Range	0	0.00	0	0.00	0	0	0	15,000	15,000

COST OBJECT LISTING BY SUB PROGRAM
 2023-2024 GENERAL OPERATING BUDGET
 UNIVERSITY OF NEBRASKA - LINCOLN
 INSTITUTE OF AGRICULTURE AND NATURAL RESOURCES

SUBPROGRAM #/NAME: 62 Agriculture Research Division

IANR-State General Fund-715 Revolving/Designated

COST OBJECT	Dollar	FACULTY	NON FACULTY		EMPLOYEE BENEFITS	PERSONAL SERVICE CREDITS	TOTAL PERSONAL SERVICES	TOTAL OPERATING EXPENSES	TOTAL	
		FTE	Dollar	FTE						
22-6243-0013	PREC Alternative Crops Pickup SC	0	0.00	0	0.00	0	0	5,000	5,000	
22-6243-0014	PREC Greenhouse Service Center	0	0.00	0	0.00	0	0	4,000	4,000	
22-6243-0015	PHREC-Small Plot Service Center	0	0.00	0	0.00	0	0	4,000	4,000	
22-6243-0016	PHREC-Weed Sci Crop Trials Service Cntr	0	0.00	93,176	2.25	32,611	0	125,787	92,771	218,558
22-6243-0017	PHREC Lodging Facility Service Center	0	0.00	0	0.00	0	0	30,000	30,000	30,000
22-6243-0018	PHREC-Confinement Cow Research	0	0.00	0	0.00	0	0	80,000	80,000	80,000
22-6243-0019	PHREC-Dryland Crops SC	84,452	1.00	14,059	0.25	34,480	0	132,991	46,476	179,467
22-6243-0020	PHREC-Dry Bean SC	0	0.00	48,058	1.00	16,821	0	64,879	45,000	109,879
22-6243-0021	PHREC-Irrigation SC	0	0.00	10,738	0.25	3,759	0	14,497	65,600	80,097
22-6243-0022	PHREC-Entomology SC	0	0.00	14,171	0.25	4,960	0	19,131	20,405	39,536
22-6243-0023	PHREC-Plant Pathology SC	0	0.00	103,230	2.25	36,131	0	139,361	23,464	162,825
22-6243-0024	PHREC-Soils SC	66,625	1.00	107,712	2.25	61,018	0	235,355	41,300	276,655
22-6243-0025	PHREC-Alternative Crops SC	0	0.00	85,971	2.00	30,090	0	116,061	30,467	146,528
22-6243-0026	PHREC-Rangeland PickUp SC	0	0.00	0	0.00	0	0	5,000	5,000	5,000
22-6243-0027	Variety Testing Service Center	0	0.00	111,868	2.00	39,153	0	151,021	37,430	188,451
22-6243-0028	Entomology Truck Service Center	0	0.00	0	0.00	0	0	6,000	6,000	6,000
22-6243-0030	PHREEC Feedlot (Loza)	0	0.00	0	0.00	0	0	1,000,000	1,000,000	1,000,000
22-6243-0034	PREC-Variable Rate Irrigation Pivot (SAL	0	0.00	0	0.00	0	0	40,000	40,000	40,000
22-6243-0035	PHREC ONIT Revolving Operation	0	0.00	0	0.00	0	0	1,000	1,000	1,000
22-6243-0036	PHREC Fuel Pump	0	0.00	0	0.00	0	0	5,000	5,000	5,000
22-6243-0037	PHREC Feedlot Operation	0	0.00	65,760	1.20	23,016	0	88,776	800,000	888,776
22-6248-0003	IAPC Service Center	0	0.00	37,507	0.45	13,128	0	50,635	0	50,635
22-6270-0001	ENREC-Facilities Operations	0	0.00	13,500	0.50	4,726	0	18,226	80,500	98,726
22-6270-0002	ENREC-Farming Operations	0	0.00	402,267	7.44	140,794	0	543,061	1,243,482	1,786,543
22-6270-0004	ENREC/ITHACA Development Fund	0	0.00	166,291	2.44	58,202	0	224,493	284,577	509,070
22-6270-0007	ENREC-Insured Events Revolving	0	0.00	0	0.00	0	0	400,000	400,000	400,000
22-6270-0008	ENREC-PBX Operations Revolving	0	0.00	0	0.00	0	0	20,000	20,000	20,000
22-6270-0009	ENREC-Reimb Revolving-O&M	0	0.00	0	0.00	0	0	1,000	1,000	1,000
22-6270-0012	ENREC/SCAL-Farming Operations	0	0.00	90,938	1.32	31,828	0	122,766	250,300	373,066
22-6270-0014	ENREC/HAL Res Gen Rev Operations	0	0.00	5,000	0.24	1,750	0	6,750	25,000	31,750
22-6270-0015	ENREC/HAL Res Farm Operations	0	0.00	55,849	1.36	19,548	0	75,397	250,085	325,482
22-6270-0016	ENREC/HAL Res Development Fund	0	0.00	0	0.00	0	0	50,000	50,000	50,000
22-6270-0017	ENREEC N-FARMS	0	0.00	66,660	1.00	23,331	0	89,991	0	89,991
22-6270-0101	ENREC-Fac Oper Reserve	0	0.00	0	0.00	0	0	50,000	50,000	50,000
22-6270-0104	ENREC-FacOp Water System	0	0.00	0	0.00	0	0	30,000	30,000	30,000
22-6270-1007	ENREC-Deferred Insurance Projects	0	0.00	0	0.00	0	0	100,000	100,000	100,000
22-6270-2001	ENREC Fuel Center Revolving	0	0.00	0	0.00	0	0	100,000	100,000	100,000
22-6271-3333	FFH-Non-Budgeted Positions (RSCH)	0	0.00	206,997	3.00	72,449	0	279,446	120,143	399,589
TOTAL		1,685,499	23.36	9,336,635	177.39	3,857,758	0	14,879,892	25,434,394	40,314,286

UNL-Federal Letter of Credit-716 Federal/Restricted

COST OBJECT	Dollar	FACULTY	NON FACULTY		EMPLOYEE BENEFITS	PERSONAL SERVICE CREDITS	TOTAL PERSONAL SERVICES	TOTAL OPERATING EXPENSES	TOTAL	
		FTE	Dollar	FTE						
24-6221-0439001	NIH R35MIRA Nitric Oxide Sensor	0	0.00	52,020	1.00	14,878	0	66,898	0	66,898
24-6236-0132401	Phase II Admin Core Year 4	0	0.00	53,130	1.00	15,195	0	68,325	0	68,325
TOTAL		0	0.00	105,150	2.00	30,073	0	135,223	0	135,223

UNL-Federal Advance-717 Federal/Restricted

COST OBJECT	Dollar	FACULTY	NON FACULTY		EMPLOYEE BENEFITS	PERSONAL SERVICE CREDITS	TOTAL PERSONAL SERVICES	TOTAL OPERATING EXPENSES	TOTAL
		FTE	Dollar	FTE					

COST OBJECT LISTING BY SUB PROGRAM
 2023-2024 GENERAL OPERATING BUDGET
 UNIVERSITY OF NEBRASKA - LINCOLN
 INSTITUTE OF AGRICULTURE AND NATURAL RESOURCES

SUBPROGRAM #/NAME: 62 Agriculture Research Division

UNL-Federal Advance-717 Federal/Restricted

COST OBJECT	Dollar	FACULTY		NON FACULTY		EMPLOYEE BENEFITS	PERSONAL SERVICE CREDITS	TOTAL PERSONAL SERVICES	TOTAL OPERATING EXPENSES	TOTAL
		FTE	Dollar	FTE	Dollar					
25-6205-0071001	USDA U.S. Meat Animal Research Center	0	0.00	4,214,350	88.75	1,205,305	0	5,419,655	0	5,419,655
25-6211-0061001	ARS Data Bases Crop Models Midwest Farms	86,105	1.00	139,096	2.00	64,407	0	289,608	0	289,608
25-6222-0852041	Track-2 FEC Year 4 Walia	0	0.00	47,969	1.00	13,719	0	61,688	0	61,688
25-6222-0970001	USDA Soil Response to Ag Intensification	0	0.00	55,000	1.00	15,730	0	70,730	0	70,730
25-6222-0984041	Track-2 FEC Year 4 Twidwell	0	0.00	51,101	1.00	14,614	0	65,715	0	65,715
25-6222-1005001	USDA Soil Health with Biochar	0	0.00	43,000	1.00	12,298	0	55,298	0	55,298
25-6222-1025001	USDA Conservation Outcomes in Great Plai	0	0.00	82,392	1.00	23,564	0	105,956	0	105,956
25-6222-1035001	USDA Expanding Turfgrass Genetic Resourc	0	0.00	55,000	1.00	15,730	0	70,730	0	70,730
25-6222-1095001	USDA Fusarium Head Blight in Wheat	0	0.00	102,500	2.00	29,316	0	131,816	0	131,816
25-6222-1131001	Hatch FY22 Tech Expenditures	0	0.00	399,407	5.93	114,230	0	513,637	0	513,637
25-6222-1154001	USDA NRCS Urban Soil Health Initiative	0	0.00	50,000	1.00	14,300	0	64,300	0	64,300
25-6222-1165001	DOE Nitrogen Responsive Genes in Sorghum	60,000	1.00	0	0.00	17,160	0	77,160	0	77,160
25-6226-0652001	Hatch FY22 Tech Expenditures	0	0.00	181,613	3.45	51,941	0	233,554	0	233,554
25-6226-0652223	Hatch FY22/FY23 Tech Expenditures	0	0.00	0	0.00	0	0	0	8,179	8,179
25-6228-0345001	NIFA Temporal Spatial Soybean Gall Midge	0	0.00	47,752	1.00	13,658	0	61,410	0	61,410
25-6231-0372001	USDA ARS Genomic Resources for Tropical	0	0.00	46,541	1.00	13,311	0	59,852	0	59,852
25-6238-0915001	USDA ARS W Corn Belt Intens	0	0.00	150,377	2.55	43,007	0	193,384	0	193,384
25-6238-0965001	USDA OCE Support US Drought Monitor	548,379	6.00	541,841	9.85	311,803	0	1,402,023	0	1,402,023
25-6238-0980001	NSF EPSCoR STOICH Track-2	0	0.00	198,399	3.00	56,742	0	255,141	0	255,141
25-6238-0986001	NOAA HPRCC	0	0.00	49,043	1.00	14,026	0	63,069	0	63,069
25-6238-1004001	NSF Resilience and Scale in Agriculture	0	0.00	33,859	0.50	9,684	0	43,543	0	43,543
25-6238-1058001	USGS FY2022 Statemap	0	0.00	49,392	1.00	14,126	0	63,518	0	63,518
25-6239-0327001	MRF FY20 39-183/NC-1180	0	0.00	68,996	1.00	19,733	0	88,729	0	88,729
25-6242-0390001	USDA BRAG VIP3A Western Bean Cutworm	0	0.00	48,768	1.00	13,948	0	62,716	0	62,716
TOTAL	694,484	8.00	6,656,396	131.03	2,102,352	0	9,453,232	8,179	9,461,411	

UNL-Trust-Grant/Cont/Loan/End-718 Trust/Restricted

COST OBJECT	Dollar	FACULTY		NON FACULTY		EMPLOYEE BENEFITS	PERSONAL SERVICE CREDITS	TOTAL PERSONAL SERVICES	TOTAL OPERATING EXPENSES	TOTAL
		FTE	Dollar	FTE	Dollar					
26-6211-0077001	Maryland Improve Ag Water Use Corn Belt	38,438	0.50	0	0.00	9,532	0	47,970	0	47,970
26-6221-0396001	Splinter Chair Stipend	10,000	0.00	0	0.00	2,480	0	12,480	0	12,480
26-6221-0397001	Othmer Match for Splinter Chair Stipend	10,000	0.00	0	0.00	2,480	0	12,480	0	12,480
26-6221-0458001	PNNL SBR Biogeochemical Modeling	0	0.00	25,670	0.50	6,366	0	32,036	0	32,036
26-6221-0460001	Swarts Family Chair in BSE	20,000	0.00	0	0.00	4,960	0	24,960	0	24,960
26-6221-0462001	SHI DeepC Penetrometer	0	0.00	53,581	1.00	13,289	0	66,870	0	66,870
26-6221-0464001	MSU CIN for Precision Livestock Farming	0	0.00	63,085	1.00	15,645	0	78,730	0	78,730
26-6221-0476001	OMICS-ENABLED GLOBAL GAPFILLING (OI	0	0.00	25,670	0.50	6,366	0	32,036	0	32,036
26-6221-0495001	NPB EVAL OF SWINE CARCASS DISPOSAL	0	0.00	56,421	1.00	13,992	0	70,413	0	70,413
26-6222-0126001	Raikes/Othmer Prof - Mackenzie; Sally	5,000	0.00	0	0.00	1,240	0	6,240	0	6,240
26-6222-0127001	Othmer Match for Raikes Fd-Mackenzie; S.	5,000	0.00	0	0.00	1,240	0	6,240	0	6,240
26-6222-0206001	Seeded Buffalograss Development 33%/46%	0	0.00	6,008	0.09	1,489	0	7,497	0	7,497
26-6222-0949002	GYGA Phase 2 UNL	63,550	1.00	51,495	1.00	28,531	0	143,576	0	143,576
26-6222-1147001	Minn Increase Resistance to Iron Deficie	0	0.00	3,033	0.06	752	0	3,785	0	3,785
26-6222-1157002	NSB Planting Green for Palmer Control Kn	0	0.00	55,016	1.00	13,645	0	68,661	0	68,661
26-6222-1158001	NSB Soybean Breeding Genetics FY22-23	0	0.00	25,688	0.50	6,371	0	32,059	0	32,059
26-6222-1167001	MINN SOYGEN3 Increase Genetic Gain	0	0.00	12,844	0.25	3,186	0	16,030	0	16,030
26-6224-0188001	Yanney Chair Stipend-Beghin	20,000	0.00	0	0.00	4,960	0	24,960	0	24,960
26-6228-0371001	GATES FDN ATSB Development	61,838	1.00	52,089	1.00	28,254	0	142,181	0	142,181
26-6228-0377001	KSU Exosomes Intercellular in Insects	0	0.00	45,720	1.00	11,339	0	57,059	0	57,059
26-6228-0388001	QSSB Tracking Severity Gall Midge Yr 2	0	0.00	48,269	1.00	11,971	0	60,240	0	60,240

COST OBJECT LISTING BY SUB PROGRAM
 2023-2024 GENERAL OPERATING BUDGET
 UNIVERSITY OF NEBRASKA - LINCOLN
 INSTITUTE OF AGRICULTURE AND NATURAL RESOURCES

SUBPROGRAM #/NAME: 62 Agriculture Research Division

UNL-Trust-Grant/Cont/Loan/End-718 Trust/Restricted

COST OBJECT	Dollar	FACULTY	NON FACULTY		EMPLOYEE BENEFITS	PERSONAL	TOTAL	TOTAL	TOTAL	
		FTE	Dollar	FTE		SERVICE CREDITS	PERSONAL SERVICES	OPERATING EXPENSES		
26-6238-0719001	NGPC Wildlife Mgt-Human Dimens	52,758	0.50	0	0.00	13,084	0	65,842	0	65,842
26-6238-0953001	LBNL AmeriFlux Core Site Network	0	0.00	20,853	0.45	5,172	0	26,025	0	26,025
26-6238-1038001	LPSNRD Geologist-Hydrogeologist	0	0.00	37,501	0.50	9,301	0	46,802	0	46,802
26-6238-1052001	NDEE Ag Data Clearinghouse	0	0.00	60,187	1.00	14,926	0	75,113	0	75,113
26-6238-1071001	NGPC Human Dimensions - Segment 3	0	0.00	59,682	1.00	14,802	0	74,484	0	74,484
26-6238-6001611	NGPC Geospatial Analysis	0	0.00	52,173	1.00	12,938	0	65,111	0	65,111
26-6242-0179001	NU Foundation Gudmendsen Sandhills Lab	0	0.00	16,798	0.25	4,166	0	20,964	0	20,964
26-6243-0706001	MINN SARE The Effects of Wheat Stem Char	0	0.00	46,125	1.00	11,439	0	57,564	0	57,564
26-6243-0740001	NDA Pea Bacterial Blight Pathogen	0	0.00	11,250	0.25	2,790	0	14,040	0	14,040
26-6271-0005523	Dillon Discovery - Personnel FY 23	0	0.00	45,808	1.00	11,361	0	57,169	0	57,169
27-6221-0140001	Tractor Test Museum	0	0.00	55,377	1.00	13,733	0	69,110	0	69,110
27-6221-0469001	Eberhard Prof Ag Stipend-Ge	10,000	0.00	0	0.00	2,480	0	12,480	0	12,480
27-6222-0020001	Horticulture Project 20-138	0	0.00	11,623	0.25	2,883	0	14,506	0	14,506
27-6222-0211001	SCAL Weed Sci	0	0.00	49,320	1.00	12,231	0	61,551	0	61,551
27-6222-0390001	Haskins Plant Genetics PROF - Hyten	5,000	0.00	0	0.00	1,240	0	6,240	0	6,240
27-6222-0626001	NSP Soybean Breeding Research	0	0.00	12,844	0.25	3,186	0	16,030	0	16,030
27-6222-0627001	NSP Presidential Chair Stipend - Graef	30,000	0.00	0	0.00	7,440	0	37,440	0	37,440
27-6222-0746001	Othmer Match/Haskins Prof - Hyten Jr.	5,000	0.00	0	0.00	1,240	0	6,240	0	6,240
27-6222-0775001	AgHort NE Small Grains Fund	0	0.00	5,167	0.07	1,281	0	6,448	0	6,448
27-6222-0953001	Heuermann Professorship Stipend	20,000	0.00	0	0.00	4,960	0	24,960	0	24,960
27-6222-0985001	Dr. Charles O Gardner Prof Stipend	10,000	0.00	0	0.00	2,480	0	12,480	0	12,480
27-6222-0998001	Knezevic Weed Science Foundation	0	0.00	17,875	0.25	4,434	0	22,309	0	22,309
27-6222-1003001	Holmes Univ Prof-Schachtman	15,000	0.00	0	0.00	3,720	0	18,720	0	18,720
27-6222-1142001	Sunkist/Fiesta Fowl Prof-Mamo	15,000	0.00	0	0.00	3,720	0	18,720	0	18,720
27-6224-0150001	Eberhard Prof of Agriculture-Giannakas	15,000	0.00	0	0.00	3,720	0	18,720	0	18,720
27-6224-0179001	Roy Frederick Prof-Azzam	10,000	0.00	0	0.00	2,480	0	12,480	0	12,480
27-6224-0180001	Roy Frederick Prof-Fulginiti	10,000	0.00	0	0.00	2,480	0	12,480	0	12,480
27-6226-0636001	Kermit Wagner Dist. Professor	10,000	0.00	0	0.00	2,480	0	12,480	0	12,480
27-6228-0001001	Dept Discretion Industry Donors	104,597	1.00	42,546	1.00	36,491	0	183,634	0	183,634
27-6228-0258001	Insect Management Industry-Wright	0	0.00	36,430	0.50	9,034	0	45,464	0	45,464
27-6228-0318001	Entomology-Hunt NEREC #42-014	0	0.00	13,335	0.26	3,307	0	16,642	0	16,642
27-6228-0321001	Development Fund McMechan	0	0.00	15,911	0.33	3,946	0	19,857	0	19,857
27-6228-0376001	Eberhard Prof Ag ENTOM-stipend	20,000	0.00	0	0.00	4,960	0	24,960	0	24,960
27-6230-0174001	George Holmes Prof-DiRusso	15,000	0.00	0	0.00	3,720	0	18,720	0	18,720
27-6231-0398001	Maxcy Professorship Stipend	10,000	0.00	0	0.00	2,480	0	12,480	0	12,480
27-6231-0399001	Morrison Professorship-Ciftci	10,000	0.00	0	0.00	2,480	0	12,480	0	12,480
27-6235-0284001	Van Etten Foundation Funds	58,356	1.00	0	0.00	14,472	0	72,828	0	72,828
27-6238-0945001	NU Fdn Platte Basin Timelapse Project	0	0.00	52,890	1.00	13,117	0	66,007	0	66,007
27-6238-0946001	NU Fdn Platte Basin VC Match	32,073	0.25	75,191	1.75	26,602	0	133,866	0	133,866
27-6242-0220001	NU Fdn Gudmundsen Sandhills Lab Student	0	0.00	11,303	0.25	2,803	0	14,106	0	14,106
27-6243-0002001	William F Fawcett Fund	0	0.00	9,811	0.25	2,433	0	12,244	0	12,244
27-6248-0065001	NE Corn Checkoff Presidential Chair-Wilk	30,000	0.00	0	0.00	7,440	0	37,440	0	37,440
27-6248-0065002	NE Corn Checkoff Pres. Chair Operating	0	0.00	44,198	0.60	10,961	0	55,159	0	55,159
27-6261-0016001	Dr Kenneth C Stout Grassland Studies Fun	0	0.00	10,742	0.25	2,665	0	13,407	0	13,407
27-6270-0038001	NU Fnd 0105630 Barta Brothers Fund	0	0.00	55,825	1.00	13,845	0	69,670	0	69,670
27-6271-0003001	NE Food for Health Presidential Chair-Be	30,000	0.00	0	0.00	7,440	0	37,440	0	37,440
27-6271-0003002	NFHC Discretionary	0	0.00	77,066	1.00	19,112	0	96,178	0	96,178
TOTAL	751,610	5.25	1,472,420	27.36	551,563	0	2,775,593	0	2,775,593	

COST OBJECT LISTING BY SUB PROGRAM
 2023-2024 GENERAL OPERATING BUDGET
 UNIVERSITY OF NEBRASKA - LINCOLN
 INSTITUTE OF AGRICULTURE AND NATURAL RESOURCES

SUBPROGRAM #/NAME: 62 Agriculture Research Division

UNL-Auxiliary-719 Auxiliaries & Services/Restricted

COST OBJECT	Dollar	FACULTY	NON FACULTY		EMPLOYEE BENEFITS	PERSONAL SERVICE CREDITS	TOTAL PERSONAL SERVICES	TOTAL OPERATING EXPENSES	TOTAL	
		FTE	Dollar	FTE						
23-6205-0001	ARD-Husker Genetics Oper	0	0.00	139,958	2.50	43,107	0	183,065	551,389	734,454
23-6205-0002	ARD-MARC	0	0.00	379,090	5.00	116,759	0	495,849	554,001	1,049,850
23-6222-0008	Agro Workshops-Puntel	0	0.00	0	0.00	0	0	0	1,000	1,000
23-6222-0010	Agro Alfalfa Variety	0	0.00	5,000	0.00	1,540	0	6,540	7,500	14,040
23-6222-0012	Hort Sousek	0	0.00	0	0.00	0	0	0	7,000	7,000
23-6235-0002	Plt Path Mitra Lab Tests	0	0.00	0	0.00	0	0	0	1,500	1,500
23-6235-0004	Plant Path Nematode Diagnostics	0	0.00	25,831	0.49	7,957	0	33,788	0	33,788
TOTAL		0	0.00	549,879	7.99	169,363	0	719,242	1,122,390	1,841,632
SUB PROGRAM TOTAL		22,125,681	201	34,183,078	585	18,025,226	0	74,333,985	29,120,618	103,454,603

SUBPROGRAM #/NAME: 63 Cooperative Extension Service

IANR-State General Fund-715 State & University Generated/Unrestricted

COST OBJECT	Dollar	FACULTY	NON FACULTY		EMPLOYEE BENEFITS	PERSONAL SERVICE CREDITS	TOTAL PERSONAL SERVICES	TOTAL OPERATING EXPENSES	TOTAL	
		FTE	Dollar	FTE						
21-6306-0001	Dean Col Ed & Human Sci	0	0.00	72,795	0.25	24,532	0	97,327	1,000	98,327
21-6308-0001	CED Dean-Operating	241,876	1.85	1,308,653	11.20	522,528	0	2,073,057	237,334	2,310,391
21-6309-0006	CED-Special	667,790	7.50	0	0.00	225,045	0	892,835	0	892,835
21-6309-0010	CED - ITS Support	0	0.00	0	0.00	0	0	0	273,500	273,500
21-6309-0021	EN EZ Ext Offices Special Allocations	0	0.00	0	0.00	0	0	0	10,500	10,500
21-6311-0002	DWFI-WC Extension	0	0.00	13,190	0.05	4,445	0	17,635	20,565	38,200
21-6320-0001	ALEC-Extension Operating	105,690	0.88	109,717	1.66	72,593	0	288,000	8,353	296,353
21-6321-0001	Biological Systems Engineering	505,395	4.25	380,452	4.05	298,531	0	1,184,378	17,590	1,201,968
21-6321-5200	WRRR POE-BSE Extension	36,268	0.30	0	0.00	12,223	0	48,491	0	48,491
21-6322-0001	Agronomy-Horticulture Extension	1,113,762	9.86	318,442	3.66	482,653	0	1,914,857	44,680	1,959,537
21-6324-0001	Agricultural Economics	865,056	7.55	217,362	4.00	364,776	0	1,447,194	26,525	1,473,719
21-6325-0001	Statistics Extension	20,906	0.20	0	0.00	7,046	0	27,952	0	27,952
21-6326-0001	Animal Science	1,218,608	9.40	134,373	2.34	455,956	0	1,808,937	29,832	1,838,769
21-6327-0001	Child Youth & Fam Studies	249,147	2.18	78,941	1.25	110,566	0	438,654	21,606	460,260
21-6328-0001	Entomology	374,126	3.37	103,423	1.00	160,935	0	638,484	26,451	664,935
21-6329-0001	4H Youth Development	951,774	11.30	295,271	4.45	420,255	0	1,667,300	68,841	1,736,141
21-6331-0001	Food Science Extension	192,564	1.80	78,031	0.77	91,191	0	361,786	3,321	365,107
21-6331-0002	Food Sci FPC Ext	118,783	0.84	280,974	3.08	134,718	0	534,475	19,440	553,915
21-6335-0001	Plant Pathology	412,735	3.30	105,111	1.33	174,515	0	692,361	26,474	718,835
21-6336-0001	Nutrition & Health Sciences	219,458	2.07	84,428	1.50	102,410	0	406,296	16,812	423,108
21-6336-0002	NHS-Hospitality/Restrtr/Tourism Mgm Ext	0	0.00	21,557	0.50	7,265	0	28,822	0	28,822
21-6337-0001	Textiles Clothing & Design	192,056	1.85	54,672	0.85	83,147	0	329,875	0	329,875
21-6338-0001	Nat Res Sci Extension	222,282	2.20	246,175	3.02	157,870	0	626,327	23,109	649,436
21-6338-0005	Salaries EXT	190,950	2.25	363,218	5.18	186,754	0	740,922	64,321	805,243
21-6339-0001	SVMBS Extension Parent	148,335	1.05	56,986	0.51	69,193	0	274,514	5,856	280,370
21-6339-0002	GPVEC Extension Parent	93,761	0.80	18,965	0.40	37,989	0	150,715	6,642	157,357
21-6342-0001	West Central Center	0	0.00	280,369	5.11	94,484	0	374,853	72,359	447,212
21-6342-0002	WCRec-Extension Educators	0	0.00	0	0.00	0	0	0	17,269	17,269
21-6343-0001	Panhandle Center	0	0.00	242,997	4.26	81,889	0	324,886	126,788	451,674
21-6343-0002	PHRec-Extension Educators	0	0.00	0	0.00	0	0	0	8,843	8,843
21-6348-0001	Industrial Ag Products	0	0.00	11,786	0.16	3,972	0	15,758	1,899	17,657
21-6361-0001	Center for Grassland Studies	0	0.00	22,174	0.45	7,472	0	29,646	6,151	35,797
21-6370-0001	ENREC-Extension General	0	0.00	301,531	3.65	101,617	0	403,148	64,562	467,710
21-6370-0004	ENREC/HAL Ext General Operations	0	0.00	0	0.00	0	0	0	45,000	45,000

COST OBJECT LISTING BY SUB PROGRAM
 2023-2024 GENERAL OPERATING BUDGET
 UNIVERSITY OF NEBRASKA - LINCOLN
 INSTITUTE OF AGRICULTURE AND NATURAL RESOURCES

SUBPROGRAM #/NAME: 63 Cooperative Extension Service

IANR-State General Fund-715 State & University Generated/Unrestricted

COST OBJECT	Dollar	FACULTY	NON FACULTY		EMPLOYEE BENEFITS	PERSONAL SERVICE CREDITS	TOTAL PERSONAL SERVICES	TOTAL OPERATING EXPENSES	TOTAL	
		FTE	Dollar	FTE						
21-6381-0001	NE Ext Engagement Zone1	1,074,801	14.55	24,511	0.60	370,468	0	1,469,780	0	1,469,780
21-6382-0001	NE Ext Engagement Zone2	729,730	10.50	78,549	2.00	272,390	0	1,080,669	0	1,080,669
21-6383-0001	NE Ext Engagement Zone3	1,089,946	12.50	40,137	1.00	380,837	0	1,510,920	0	1,510,920
21-6384-0001	NE Ext Engagement Zone4	870,431	12.30	0	0.00	293,334	0	1,163,765	0	1,163,765
21-6385-0001	NE Ext Engagement Zone5	1,207,930	16.75	0	0.00	407,072	0	1,615,002	0	1,615,002
21-6386-0001	NE Ext Engagement Zone6	761,735	9.50	94,093	2.00	288,414	0	1,144,242	0	1,144,242
21-6387-0001	NE Ext Engagement Zone7	757,678	10.50	35,546	0.60	267,317	0	1,060,541	0	1,060,541
21-6388-0001	NE Ext Engagement Zone8	990,818	13.50	61,910	1.50	354,770	0	1,407,498	0	1,407,498
21-6389-0001	NE Ext Engagement Zone9	1,447,151	18.20	154,530	3.00	539,766	0	2,141,447	0	2,141,447
21-6390-0001	NE Ext Engagement Zone10	816,617	10.50	31,236	0.80	285,726	0	1,133,579	0	1,133,579
21-6391-0001	NE Ext Engagement Zone11	722,969	10.50	0	0.00	243,641	0	966,610	0	966,610
21-6392-0001	NE Ext Engagement Zone12	45,743	0.50	0	0.00	15,416	0	61,159	0	61,159
21-6399-0002	Budget Adjustment Temporary Bdgdt Adjust	-3,896,465	0.00	0	0.00	-1,313,107	0	-5,209,572	0	-5,209,572
TOTAL		14,760,406	214.60	5,722,105	76.18	6,902,614	0	27,385,125	1,295,623	28,680,748

IANR-State General Fund-715 Revolving/Designated

COST OBJECT	Dollar	FACULTY	NON FACULTY		EMPLOYEE BENEFITS	PERSONAL SERVICE CREDITS	TOTAL PERSONAL SERVICES	TOTAL OPERATING EXPENSES	TOTAL
		FTE	Dollar	FTE					
22-6309-0001	CED-General Activities	0	0.00	0	0.00	0	0	5,000	5,000
22-6309-0021	EZ CED Engagement Prog Resources	0	0.00	0	0.00	0	0	50,000	50,000
22-6309-2001	EZ1 BOR Interlocal Box Butte Co	0	0.00	43,032	1.00	15,061	0	58,093	58,093
22-6309-2002	EZ1 BOR Interlocal Kimball/BannerCo	0	0.00	0	0.00	0	0	1,000	1,000
22-6309-2003	EZ1 BOR Interlocal Scotts Bluff Co	0	0.00	39,943	1.00	13,980	0	53,923	54,223
22-6309-2005	EZ1 BOR Interlocal Dawes Co	0	0.00	43,410	1.00	15,194	0	58,604	58,904
22-6309-2006	EZ1 BOR Interlocal Sheridan Co	0	0.00	16,339	0.40	5,718	0	22,057	22,057
22-6309-2008	EZ2 BOR Interlocal Boyd/Holt Co	0	0.00	43,995	1.00	15,399	0	59,394	60,449
22-6309-2009	EZ3 BOR Interlocal Buffalo Co	0	0.00	0	0.00	0	0	35,861	35,861
22-6309-2010	EZ4 BOR Interlocal Gosper Co	0	0.00	13,181	0.33	4,613	0	17,794	28,561
22-6309-2011	EZ4 BOR Interlocal Phelps Co	0	0.00	55,409	1.32	19,393	0	74,802	75,802
22-6309-2012	EZ5 BOR Interlocal Madison Co	0	0.00	39,235	1.00	13,732	0	52,967	53,967
22-6309-2013	EZ7 BOR Interlocal Butler Co	0	0.00	42,470	1.00	14,865	0	57,335	58,335
22-6309-2014	EZ7 BOR Interlocal Polk Co	0	0.00	23,698	0.40	8,294	0	31,992	31,992
22-6309-2015	EZ7 BOR Interlocal Seward Co	0	0.00	39,045	1.00	13,666	0	52,711	54,585
22-6309-2016	EZ8 BOR Interlocal Burt Co	0	0.00	41,435	1.00	14,502	0	55,937	56,937
22-6309-2017	EZ8 BOR Interlocal Cuming Co	0	0.00	43,235	1.00	15,132	0	58,367	59,418
22-6309-2018	EZ8 BOR Interlocal Dodge Co	0	0.00	39,045	1.00	13,666	0	52,711	52,711
22-6309-2019	EZ8 BOR Interlocal Saunders Co	0	0.00	40,137	1.00	14,048	0	54,185	54,939
22-6309-2020	EZ8 BOR Interlocal Washington Co	0	0.00	41,361	1.00	14,475	0	55,836	96,210
22-6309-2021	EZ9 BOR Interlocal Lancaster Co	0	0.00	243,431	4.50	85,201	0	328,632	372,667
22-6309-2022	EZ10 BOR Interlocal Fillmore Co	0	0.00	7,809	0.20	2,733	0	10,542	11,542
22-6309-2023	EZ11 BOR Interlocal Nemaha Co	0	0.00	39,045	1.00	13,666	0	52,711	53,711
22-6309-2024	EZ11 BOR Interlocal Richardson Co	0	0.00	45,029	1.00	15,760	0	60,789	60,789
22-6309-2025	EZ7 BOR Interlocal Colfax Co	0	0.00	39,943	1.00	13,980	0	53,923	53,923
22-6309-2026	EZ5 BOR Interlocal Knox Co	0	0.00	39,943	1.00	13,980	0	53,923	53,923
22-6309-2027	EZ9 BOR Interlocal Douglas/Sarpy Co	0	0.00	139,494	3.56	48,823	0	188,317	209,773
22-6309-2028	EZ10 BOR interlocal Thayer Co	0	0.00	43,319	1.00	15,162	0	58,481	58,481
22-6309-2029	EZ5 BOR Interlocal Wayne Co	0	0.00	39,235	1.00	13,732	0	52,967	52,967
22-6309-2030	EZ8 BOR Interlocal Thurston Co	0	0.00	19,523	0.50	6,833	0	26,356	26,356
22-6309-2031	EZ10 BOR Interlocal Saline Co	0	0.00	39,045	1.00	13,666	0	52,711	52,711
22-6311-0002	Water Center Rsch Extension	0	0.00	0	0.00	0	0	2,000	2,000

COST OBJECT LISTING BY SUB PROGRAM
 2023-2024 GENERAL OPERATING BUDGET
 UNIVERSITY OF NEBRASKA - LINCOLN
 INSTITUTE OF AGRICULTURE AND NATURAL RESOURCES

SUBPROGRAM #/NAME: 63 Cooperative Extension Service

IANR-State General Fund-715 Revolving/Designated

COST OBJECT	Dollar	FACULTY	NON FACULTY		EMPLOYEE BENEFITS	PERSONAL	TOTAL	TOTAL	TOTAL	
		FTE	Dollar	FTE		SERVICE CREDITS	PERSONAL SERVICES	OPERATING EXPENSES		
22-6321-0001	Biological Systems Engineering-Planning	0	0.00	52,700	1.00	18,446	0	71,146	15,000	86,146
22-6321-0003	Biol Sys Engr-Chemigation	0	0.00	0	0.00	0	0	0	10,500	10,500
22-6321-0004	BSE Franti Ext Revolving	0	0.00	0	0.00	0	0	0	3,000	3,000
22-6321-0016	BSE Ext Rev Jasa	0	0.00	0	0.00	0	0	0	4,000	4,000
22-6321-0017	BSE Ext Rev Irrigation Group	0	0.00	0	0.00	0	0	0	500	500
22-6321-0018	BSE Ext Rev closeout	0	0.00	0	0.00	0	0	0	500	500
22-6321-0019	BSE Ext-Ventilation Workshops	0	0.00	0	0.00	0	0	0	5,000	5,000
22-6321-0022	BSE Ext Hay	0	0.00	0	0.00	0	0	0	100	100
22-6321-0024	BSE Ext Rev-Schmidt	0	0.00	28,560	0.50	9,996	0	38,556	0	38,556
22-6322-0001	Agro Ext Operating	0	0.00	0	0.00	0	0	0	45,000	45,000
22-6322-0010	Ag-Pesticide Education	0	0.00	101,295	2.08	35,453	0	136,748	216,506	353,254
22-6322-0019	UNL Marketplace-A/H Weed Guide	0	0.00	0	0.00	0	0	0	10,000	10,000
22-6322-2021	Hort Read	0	0.00	24,805	0.50	8,681	0	33,486	0	33,486
22-6322-3333	Agr/Hort Non-Budgeted Positions	44,910	0.60	0	0.00	15,719	0	60,629	13,933	74,562
22-6324-0002	AgEcon Extension Rev-Administration	1,000	0.01	20,917	0.30	7,672	0	29,589	100,000	129,589
22-6324-0003	Ag Economics-Farm Financial Mgmt	0	0.00	0	0.00	0	0	0	35,000	35,000
22-6324-0012	AgEcon Extension Rev-Cornhusker	0	0.00	0	0.00	0	0	0	1,000	1,000
22-6324-0013	AgEcon Extension Rev-Lubben	6,276	0.05	0	0.00	2,197	0	8,473	1,495	9,968
22-6324-0020	AgEcon Extension Rev-Jose	0	0.00	0	0.00	0	0	0	10,000	10,000
22-6324-0102	AgEcon Extension Rev-Aiken	0	0.00	0	0.00	0	0	0	2,500	2,500
22-6326-0001	Animal Science Extension Activities	0	0.00	3,000	0.00	1,050	0	4,050	37,000	41,050
22-6326-0002	UNL Marketplace-Animal Science	0	0.00	0	0.00	0	0	0	300	300
22-6326-0003	ANSC EXT REV BQA Certification	0	0.00	0	0.00	0	0	0	8,000	8,000
22-6326-0004	ANSC EXT REV BQA NE Beef Council	0	0.00	0	0.00	0	0	0	100	100
22-6326-0005	ANSC EXT REV BQA NE CATTLEMEN	0	0.00	0	0.00	0	0	0	25,000	25,000
22-6326-0006	ANSC Luck 4-H	0	0.00	0	0.00	0	0	0	150	150
22-6326-0007	ANSC Clark Livestock Emergency	0	0.00	0	0.00	0	0	0	2,150	2,150
22-6327-0001	CYAF-Exten Operations	0	0.00	0	0.00	0	0	0	160	160
22-6328-0001	Entomology-Extension Operations	0	0.00	0	0.00	0	0	0	18,000	18,000
22-6328-1001	Ento Bee Research	0	0.00	85,904	2.00	30,067	0	115,971	9,922	125,893
22-6329-0001	4H Curriculum	120,949	1.50	121,424	2.50	84,830	0	327,203	80,753	407,956
22-6329-0002	4H Foundation Clearing	0	0.00	49,708	1.00	17,398	0	67,106	75,928	143,034
22-6329-0004	State 4H Camp	0	0.00	1,018	1.70	356	0	1,374	144,914	146,288
22-6329-0007	4H Citizenship/Civic Ed	0	0.00	0	0.00	0	0	0	25,000	25,000
22-6329-0008	4H Out-of-School	0	0.00	0	0.00	0	0	0	5,000	5,000
22-6329-0009	4H Environment/Outdoor Ed	0	0.00	0	0.00	0	0	0	100,000	100,000
22-6329-0010	4H Leadership/Personal Dev	0	0.00	55,661	1.00	19,482	0	75,143	76,330	151,473
22-6329-0011	4H Science & Technology	0	0.00	0	0.00	0	0	0	20,000	20,000
22-6329-0012	4H System Management	17,092	0.20	0	0.00	5,983	0	23,075	10,000	33,075
22-6329-0013	4H State Fair	0	0.00	0	0.00	0	0	0	150,751	150,751
22-6329-0014	4H Horsemanship	0	0.00	0	0.00	0	0	0	40,000	40,000
22-6329-0015	4H Contests	0	0.00	0	0.00	0	0	0	3,000	3,000
22-6329-1131	4H Cyber Fair	0	0.00	0	0.00	0	0	0	10,000	10,000
22-6331-0003	Professional Training	0	0.00	0	0.00	0	0	0	33,354	33,354
22-6331-0004	FPC Serv Safe	0	0.00	0	0.00	0	0	0	31,758	31,758
22-6331-3333	FST-Non-Budgeted Positions (EXT)	0	0.00	74,220	1.40	25,976	0	100,196	1,135	101,331
22-6335-0011	PPath-Residual Bal-Jackson-Ziems	0	0.00	86,343	2.00	30,219	0	116,562	21,622	138,184
22-6336-0001	Nutr & Health Sci-Extension Revolving	46,766	0.70	1,214	0.00	16,793	0	64,773	25,568	90,341
22-6338-0002	Pegg Misc. Revolving	0	0.00	0	0.00	0	0	0	6,000	6,000
22-6338-0005	SNR - Ferraro Vehicles	0	0.00	0	0.00	0	0	0	6,000	6,000
22-6338-0008	SNR Sales Revolving	0	0.00	0	0.00	0	0	0	90,000	90,000

COST OBJECT LISTING BY SUB PROGRAM
 2023-2024GENERAL OPERATING BUDGET
 UNIVERSITY OF NEBRASKA - LINCOLN
 INSTITUTE OF AGRICULTURE AND NATURAL RESOURCES

SUBPROGRAM #/NAME: 63 Cooperative Extension Service

IANR-State General Fund-715 Revolving/Designated

COST OBJECT	Dollar	FACULTY	NON FACULTY		EMPLOYEE BENEFITS	PERSONAL SERVICE CREDITS	TOTAL PERSONAL SERVICES	TOTAL OPERATING EXPENSES	TOTAL
		FTE	Dollar	FTE					
22-6338-0009		NMNP Revolving	0	0.00	0	0	0	20,000	20,000
22-6338-0012		HPRCC EXT Revolving-Mahmood	0	0.00	18,726	0.25	6,554	18,362	43,642
22-6338-3333	46,608	SNR Non-Budgeted Positions	0.70	48,573	1.00	33,313	0	121,434	249,928
22-6342-0001		West Central Center Exten Operations	0	0.00	0	0.00	0	157,461	157,461
22-6342-0002		West Central Cnt-Crop Testing	0	0.00	9,600	0.00	3,360	44,836	57,796
22-6342-0004		WCREC Ranch Practicum	0	0.00	0	0.00	0	20,624	20,624
22-6342-0006		WCREEC Variety Testing	0	0.00	0	0.00	0	35,000	35,000
22-6342-0008		Mobile Training Center	0	0.00	0	0.00	0	2,000	2,000
22-6342-0010		WC-Ranch Practicum Alumni	0	0.00	0	0.00	0	5,000	5,000
22-6342-0011		WC-GSL Open House	0	0.00	0	0.00	0	10,000	10,000
22-6342-1027		WCREC Intericl-Furnas/Harlan	0	0.00	0	0.00	0	34,680	34,680
22-6343-0001		PREC- General Extension	0	0.00	0	0.00	0	3,000	3,000
22-6343-0010		PREC Range Beef Cow Symposium	0	0.00	0	0.00	0	1,000	1,000
22-6343-0032		PREC-Panhandle Ag Research Tech Tour	0	0.00	0	0.00	0	3,000	3,000
22-6343-0033		PREC-Millet Symposium	0	0.00	0	0.00	0	3,000	3,000
22-6343-0040		PREC- Sidney Apartment	0	0.00	0	0.00	0	5,000	5,000
22-6343-0043		PREC-Rangeland Courses	0	0.00	0	0.00	0	2,000	2,000
22-6343-1033		PREC UF-Stephenson	0	0.00	11,543	0.25	4,040	15,583	15,583
22-6361-0001		Center for Grassland Studies Ext Opers	0	0.00	0	0.00	0	15,000	15,000
22-6364-0001		NE LTAP-PY def	0	0.00	378,251	6.00	132,388	510,639	788,592
22-6381-0001		NE Ext EZ1 Programming Areas	0	0.00	0	0.00	0	189,148	189,148
22-6382-0001		NE Ext EZ2 Programming Areas	0	0.00	0	0.00	0	50,000	50,000
22-6383-0001		NE Ext EZ3 Programming Areas	0	0.00	0	0.00	0	150,000	150,000
22-6384-0001		NE Ext EZ4 Programming Areas	0	0.00	0	0.00	0	70,000	70,000
22-6385-0001		NE Ext EZ5 Programming Areas	0	0.00	0	0.00	0	180,000	180,000
22-6386-0001		NE Ext EZ6 Programming Areas	0	0.00	0	0.00	0	62,000	62,000
22-6387-0001		NE Ext EZ7 Programming Areas	0	0.00	0	0.00	0	80,000	80,000
22-6388-0001		NE Ext EZ8 Programming Areas	0	0.00	0	0.00	0	190,000	190,000
22-6388-1601		Z8 Rural Prosperity Neb (Tribal Ed)	0	0.00	0	0.00	0	39,433	39,433
22-6389-0001		NE Ext EZ9 Programming Areas	0	0.00	0	0.00	0	320,000	320,000
22-6389-1305		Z9 Early Childhood CoParenting (CPSK)	0	0.00	32,990	0.80	11,547	44,537	44,537
22-6389-1401		Z9 4-H Youth Dev (Doug/Sarpy)	0	0.00	39,045	1.00	13,666	52,711	52,711
22-6389-1403		Z9 4-H Youth Dev (Lancaster)	0	0.00	42,594	1.00	14,909	57,503	57,503
22-6390-0001		NE Ext EZ10 Programmming Areas	0	0.00	0	0.00	0	80,000	80,000
22-6391-0001		NE Ext EZ11 Programmming Areas	0	0.00	0	0.00	0	110,000	110,000
22-6391-1702		Z11 Water&CropSys Statewide	0	0.00	45,616	1.00	15,966	61,582	64,187
TOTAL	283,601	3.76	2,634,493	57.49	1,021,335	0	3,939,429	4,056,292	7,995,721

UNL-Federal Advance-717 Federal/Restricted

COST OBJECT	Dollar	FACULTY	NON FACULTY		EMPLOYEE BENEFITS	PERSONAL SERVICE CREDITS	TOTAL PERSONAL SERVICES	TOTAL OPERATING EXPENSES	TOTAL
		FTE	Dollar	FTE					
25-6309-0061001		SN Disaster Mgmt Coordinator	0	0.00	39,900	0.60	11,412	51,312	51,312
25-6309-0065001		SL Raising Nebraska Ext Asst	0	0.00	43,730	1.00	12,507	56,237	56,237
25-6309-0067001		SL Assoc Educator - Mueller	0	0.00	23,275	0.35	6,656	29,931	29,931
25-6309-0075001	544,747	SL EZ Coordinators Support	5.80	0	0	0.00	155,798	700,545	700,545
25-6309-0077001		Nebraska Extension AmeriCorps VISTA	0	0.00	38,376	1.00	10,975	49,351	49,351
25-6309-0079001	28,274	EFNEP Hall/Adams	0.35	0	0	0.00	8,086	36,360	36,360
25-6309-0079923		EFNEP Hall/Adams	0	0.00	65,802	1.50	18,820	84,622	84,622
25-6309-0080001	53,438	EFNEP Lancaster	0.80	0	0	0.00	15,283	68,721	68,721
25-6309-0080923		EFNEP Lancaster	0	0.00	44,151	1.10	12,627	56,778	56,778

COST OBJECT LISTING BY SUB PROGRAM
 2023-2024 GENERAL OPERATING BUDGET
 UNIVERSITY OF NEBRASKA - LINCOLN
 INSTITUTE OF AGRICULTURE AND NATURAL RESOURCES

SUBPROGRAM #/NAME: 63 Cooperative Extension Service

UNL-Federal Advance-717 Federal/Restricted

COST OBJECT	Dollar	FACULTY	NON FACULTY		EMPLOYEE BENEFITS	PERSONAL SERVICE CREDITS	TOTAL PERSONAL SERVICES	TOTAL OPERATING EXPENSES	TOTAL
		FTE	Dollar	FTE					
25-6309-0081001 EFNEP Nutritional Sciences	44,373	0.49	0	0.00	12,690	0	57,063	0	57,063
25-6309-0081923 EFNEP Nutritional Sciences	0	0.00	10,972	0.27	3,138	0	14,110	0	14,110
25-6309-0082001 EFNEP Douglas	11,720	0.15	0	0.00	3,353	0	15,073	0	15,073
25-6309-0082923 EFNEP Douglas	0	0.00	92,990	2.00	26,595	0	119,585	0	119,585
25-6309-0083923 EFNEP Dawson	0	0.00	49,312	1.00	14,102	0	63,414	0	63,414
25-6312-0002219 SL Community Vitality-RFI	0	0.00	31,238	0.25	8,934	0	40,172	0	40,172
25-6321-0497001 NIFA NE AgrAbility 2022-2026	6,160	0.05	0	0.00	1,762	0	7,922	0	7,922
25-6322-0665001 SL Invasive Weeds-Ext Educator	81,656	1.00	0	0.00	23,355	0	105,011	0	105,011
25-6322-0769001 SL State Master Garden	66,140	1.00	0	0.00	18,916	0	85,056	0	85,056
25-6322-1111001 USDA NIFA Improving Drinking Groundwater	0	0.00	51,250	1.00	14,658	0	65,908	0	65,908
25-6324-0207002 NCERMEC - Admin	0	0.00	83,763	1.50	23,956	0	107,719	0	107,719
25-6324-0220001 USDA RD Expand Nebraska Cooperative Reac	13,651	0.19	0	0.00	3,905	0	17,556	0	17,556
25-6324-0234001 USDA RD Expand Nebraska Coop Reach 2023	0	0.00	94,504	1.90	27,028	0	121,532	0	121,532
25-6342-0347001 USDA NRCS CIG Water Conservation Technol	0	0.00	53,866	1.00	15,406	0	69,272	0	69,272
25-6343-0421001 SL PREC Water Mgmt Project	70,537	1.00	0	0.00	20,174	0	90,711	0	90,711
25-6370-0021001 SL Agriculture Systems Economists-ENREC	75,924	1.00	0	0.00	21,714	0	97,638	0	97,638
25-6381-0002001 SL EZ 1 Agriculture Systems Economist	86,317	1.00	0	0.00	24,687	0	111,004	0	111,004
25-6383-0004001 SL EZ 3 Agrculture Systems Economist	83,886	1.00	0	0.00	23,992	0	107,878	0	107,878
TOTAL	1,166,823	13.83	723,129	14.47	540,529	0	2,430,481	0	2,430,481

UNL-Trust-Grant/Cont/Loan/End-718 Trust/Restricted

COST OBJECT	Dollar	FACULTY	NON FACULTY		EMPLOYEE BENEFITS	PERSONAL SERVICE CREDITS	TOTAL PERSONAL SERVICES	TOTAL OPERATING EXPENSES	TOTAL
		FTE	Dollar	FTE					
26-6306-0003001 NE HHS NAP SACC StatewideChildcare 22-23	62,954	1.06	0	0.00	15,613	0	78,567	0	78,567
26-6321-0407002 NET Watershed Science Ed -Year 3	49,944	0.70	0	0.00	12,386	0	62,330	0	62,330
26-6322-1026001 CPNRD Managing Irrigation Systems	0	0.00	66,449	1.00	16,479	0	82,928	0	82,928
26-6322-1145001 NDA Fumigation Training Manual FY22-23	0	0.00	4,941	0.09	1,225	0	6,166	0	6,166
26-6329-0167001 NE Children-Rural ELO Specialist Yr 4	66,164	1.00	0	0.00	16,409	0	82,573	0	82,573
26-6329-0177002 Natl 4-H Common Measures 2022-2023	0	0.00	40,383	1.00	10,014	0	50,397	0	50,397
26-6336-0142001 IPAS NE HHS SNAP-ED Personnel	312,661	4.28	419,518	9.00	181,580	0	913,759	0	913,759
26-6338-1024001 NDEE SWP Educator - Yr 1	28,700	0.50	0	0.00	7,118	0	35,818	0	35,818
26-6338-1027001 MN SARE Rangeland Tradeoffs	0	0.00	25,826	0.50	6,406	0	32,232	0	32,232
26-6338-1055001 NDEE UNL Water Quality Liaison	37,765	0.50	0	0.00	9,367	0	47,132	0	47,132
26-6341-0261001 NRD Bazile Extension Educator MOU	43,875	0.75	0	0.00	10,882	0	54,757	0	54,757
26-6342-0380001 Corteva Innovation Farms	0	0.00	22,939	0.25	5,689	0	28,628	0	28,628
TOTAL	602,063	8.79	580,056	11.84	293,168	0	1,475,287	0	1,475,287

UNL-Auxiliary-719 Auxiliaries & Services/Restricted

COST OBJECT	Dollar	FACULTY	NON FACULTY		EMPLOYEE BENEFITS	PERSONAL SERVICE CREDITS	TOTAL PERSONAL SERVICES	TOTAL OPERATING EXPENSES	TOTAL
		FTE	Dollar	FTE					
23-6322-0005 Agro Crop Protection	0	0.00	0	0.00	0	0	0	90,000	90,000
23-6322-0011 Agro Weisbrod Fee for Services	0	0.00	0	0.00	0	0	0	75,000	75,000
23-6324-0001 AgEcon Extension Aux-Nebr Farm Bus. Inc	0	0.00	47,264	0.85	14,557	0	61,821	20,341	82,162
23-6324-0002 AgEcon-Buy Fresh Buy Local	0	0.00	15,397	0.38	4,742	0	20,139	57,993	78,132
23-6335-0002 Plant Path Pest Diag	0	0.00	1,563	0.00	482	0	2,045	8,500	10,545
23-6343-0001 PREC Aux-Elliott Bldg	0	0.00	35,489	1.00	10,930	0	46,419	35,204	81,623
23-6343-0005 Plant Pathology Auxiliary Services	0	0.00	0	0.00	0	0	0	5,000	5,000
23-6343-0006 State of Beef Conference	0	0.00	0	0.00	0	0	0	5,000	5,000
TOTAL	0	0.00	99,713	2.23	30,711	0	130,424	297,038	427,462

COST OBJECT LISTING BY SUB PROGRAM
 2023-2024 GENERAL OPERATING BUDGET
 UNIVERSITY OF NEBRASKA - LINCOLN
 INSTITUTE OF AGRICULTURE AND NATURAL RESOURCES

SUB PROGRAM TOTAL	16,812,893	241	9,759,496	162	8,788,357	0	35,360,746	5,648,953	41,009,699
--------------------------	-------------------	------------	------------------	------------	------------------	----------	-------------------	------------------	-------------------

SUBPROGRAM #/NAME: 64 NE Innovation Campus

IANR-State General Fund-715 State & University Generated/Unrestricted

COST OBJECT	Dollar	FACULTY FTE	NON FACULTY Dollar	FTE	EMPLOYEE BENEFITS	PERSONAL SERVICE CREDITS	TOTAL PERSONAL SERVICES	TOTAL OPERATING EXPENSES	TOTAL
21-6403-0001 GIC Operating	0	0.00	159,929	2.00	53,896	0	213,825	4,204	218,029
TOTAL	0	0.00	159,929	2.00	53,896	0	213,825	4,204	218,029

IANR-State General Fund-715 Revolving/Designated

COST OBJECT	Dollar	FACULTY FTE	NON FACULTY Dollar	FTE	EMPLOYEE BENEFITS	PERSONAL SERVICE CREDITS	TOTAL PERSONAL SERVICES	TOTAL OPERATING EXPENSES	TOTAL
22-6403-0003 GIC Phenotyping Srv Cnt	0	0.00	46,543	1.00	16,290	0	62,833	0	62,833
TOTAL	0	0.00	46,543	1.00	16,290	0	62,833	0	62,833

SUB PROGRAM TOTAL

0	0	206,472	3	70,186	0	276,658	4,204	280,862
----------	----------	----------------	----------	---------------	----------	----------------	--------------	----------------

SUBPROGRAM #/NAME: 65 Nebraska Forest Service

IANR-State General Fund-715 State & University Generated/Unrestricted

COST OBJECT	Dollar	FACULTY FTE	NON FACULTY Dollar	FTE	EMPLOYEE BENEFITS	PERSONAL SERVICE CREDITS	TOTAL PERSONAL SERVICES	TOTAL OPERATING EXPENSES	TOTAL
21-6553-0001 Nebr Forest Service - Operating	434,088	5.00	904,224	15.62	451,010	0	1,789,322	1,143,480	2,932,802
21-6553-0002 NFS Prairie Pines	0	0.00	94,444	2.00	31,827	0	126,271	0	126,271
TOTAL	434,088	5.00	998,668	17.62	482,837	0	1,915,593	1,143,480	3,059,073

IANR-State General Fund-715 Revolving/Designated

COST OBJECT	Dollar	FACULTY FTE	NON FACULTY Dollar	FTE	EMPLOYEE BENEFITS	PERSONAL SERVICE CREDITS	TOTAL PERSONAL SERVICES	TOTAL OPERATING EXPENSES	TOTAL
22-6553-0001 NFS-Misc Revolving	0	0.00	0	0.00	0	0	0	1,000	1,000
22-6553-0002 Spec Forest Projects/Con Ed Books	0	0.00	0	0.00	0	0	0	3,000	3,000
22-6553-0003 NFS-Horning Farm	0	0.00	0	0.00	0	0	0	20,000	20,000
22-6553-0004 NFS-Smokey Materials	0	0.00	0	0.00	0	0	0	10,000	10,000
22-6553-0005 NFS-Prairie Pines	0	0.00	0	0.00	0	0	0	10,000	10,000
22-6553-0006 NFS-Vehicles	0	0.00	0	0.00	0	0	0	120,000	120,000
22-6553-0007 NFS-Wildland Fire Dispatch	0	0.00	0	0.00	0	0	0	100,000	100,000
22-6553-0009 NFS - Community Forestry	0	0.00	0	0.00	0	0	0	1,000	1,000
TOTAL	0	0.00	0	0.00	0	0	0	265,000	265,000

UNL-Federal Advance-717 Federal/Restricted

COST OBJECT	Dollar	FACULTY FTE	NON FACULTY Dollar	FTE	EMPLOYEE BENEFITS	PERSONAL SERVICE CREDITS	TOTAL PERSONAL SERVICES	TOTAL OPERATING EXPENSES	TOTAL
25-6553-0001001 FS Cooperative Forestry Programs	192,364	2.48	1,073,236	17.98	361,962	0	1,627,562	0	1,627,562
25-6553-0079001 NRCS Agroforestry Technical Assistance	66,710	1.00	0	0.00	19,079	0	85,789	0	85,789
25-6553-0100001 USDA NCRS NFRP	0	0.00	4,952	0.10	1,417	0	6,369	0	6,369
25-6553-0106002 BIL Urban and Community Forestry FY22	0	0.00	42,640	1.00	12,196	0	54,836	0	54,836
25-6553-0106003 BIL Cooperative Fire Assistance FY22	0	0.00	56,779	1.00	16,238	0	73,017	0	73,017
25-6553-0106004 BIL Forest Health FY22	0	0.00	59,450	1.00	17,003	0	76,453	0	76,453
TOTAL	259,074	3.48	1,237,057	21.08	427,895	0	1,924,026	0	1,924,026

COST OBJECT LISTING BY SUB PROGRAM
 2023-2024 GENERAL OPERATING BUDGET
 UNIVERSITY OF NEBRASKA - LINCOLN
 INSTITUTE OF AGRICULTURE AND NATURAL RESOURCES

SUBPROGRAM #/NAME: 65 Nebraska Forest Service

UNL-Trust-Grant/Cont/Loan/End-718 Trust/Restricted

COST OBJECT	Dollar	FACULTY	NON FACULTY		EMPLOYEE BENEFITS	PERSONAL SERVICE CREDITS	TOTAL PERSONAL SERVICES	TOTAL OPERATING EXPENSES	TOTAL
		FTE	Dollar	FTE					
26-6553-0001001 Lower Platte South Nrd	0	0.00	27,448	0.40	6,807	0	34,255	0	34,255
26-6553-0002001 Lower Loup Nrd	27,717	0.32	0	0.00	6,874	0	34,591	0	34,591
26-6553-0089001 Papio-Missouri River NRD Forester	0	0.00	24,923	0.40	6,180	0	31,103	0	31,103
TOTAL	27,717	0.32	52,371	0.80	19,861	0	99,949	0	99,949

UNL-Auxiliary-719 Auxiliaries & Services/Restricted

COST OBJECT	Dollar	FACULTY	NON FACULTY		EMPLOYEE BENEFITS	PERSONAL SERVICE CREDITS	TOTAL PERSONAL SERVICES	TOTAL OPERATING EXPENSES	TOTAL
		FTE	Dollar	FTE					
23-6553-0002 Nebr Forest Service Fire Shop	0	0.00	22,919	0.50	7,059	0	29,978	423,614	453,592
23-6553-0003 NFS-Wildland Fire Academy	0	0.00	0	0.00	0	0	0	20,000	20,000
TOTAL	0	0.00	22,919	0.50	7,059	0	29,978	443,614	473,592

SUB PROGRAM TOTAL

720,879	9	2,311,015	40	937,652	0	3,969,546	1,852,094	5,821,640
----------------	----------	------------------	-----------	----------------	----------	------------------	------------------	------------------

SUBPROGRAM #/NAME: 66 Other IANR

IANR-State General Fund-715 State & University Generated/Unrestricted

COST OBJECT	Dollar	FACULTY	NON FACULTY		EMPLOYEE BENEFITS	PERSONAL SERVICE CREDITS	TOTAL PERSONAL SERVICES	TOTAL OPERATING EXPENSES	TOTAL
		FTE	Dollar	FTE					
21-6601-0001 IANR VC-General Operating	0	0.00	1,372,654	8.00	462,584	0	1,835,238	36,429	1,871,667
21-6601-0002 IANR VC-Institute Wide Activities	0	0.00	273,557	2.50	92,189	0	365,746	225,613	591,359
21-6601-0003 IANR Communications	0	0.00	205,061	3.00	69,106	0	274,167	8,150	282,317
21-6601-0004 IANR VC-External Organizations	0	0.00	0	0.00	0	0	0	9,000	9,000
21-6601-0006 IANR Events Management	0	0.00	143,741	2.00	48,441	0	192,182	29,000	221,182
21-6601-0007 IANR VC-Professorships	30,000	0.00	0	0.00	10,110	0	40,110	0	40,110
21-6601-0010 IANR VC-Faculty Activites	0	0.00	0	0.00	0	0	0	10,270	10,270
21-6603-0001 IANR-Utilities	0	0.00	0	0.00	0	0	0	1,853,483	1,853,483
21-6603-0003 IANR Self Insurance	0	0.00	0	0.00	0	0	0	1,150,167	1,150,167
21-6616-0001 IANR Finance And Personnel	-412,356	0.00	1,497,449	17.70	-917,101	0	167,992	21,434	189,426
21-6616-0002 IANR F&P-Talent Mgm	0	0.00	442,400	7.00	149,092	0	591,492	0	591,492
21-6616-0003 IANR F&P-Business Operations	-247,069	0.00	-534,749	0.00	-263,469	0	-1,045,287	131,704	-913,583
21-6617-0001 Filley Hall Business Center	0	0.00	386,241	6.74	130,164	0	516,405	5,110	521,515
21-6617-0002 Natural Resources Business Center	0	0.00	364,266	6.80	122,758	0	487,024	6,371	493,395
21-6617-0003 Beadle Business Center	0	0.00	271,440	4.77	91,477	0	362,917	13,457	376,374
21-6617-0004 AEM Business Center	0	0.00	524,296	9.55	176,687	0	700,983	0	700,983
21-6617-0005 AVE Business Center	0	0.00	455,309	8.25	153,440	0	608,749	0	608,749
21-6617-0006 HAPPI Business Center	0	0.00	483,443	8.28	162,923	0	646,366	0	646,366
21-6617-0007 NE Innov Campus (NIC) Business Center	0	0.00	280,059	5.00	94,381	0	374,440	0	374,440
21-6617-0008 Greater NE Business Center	0	0.00	1,153,272	20.40	388,653	0	1,541,925	0	1,541,925
21-6633-0001 Nebraska LEAD Program	0	0.00	140,724	1.00	47,425	0	188,149	0	188,149
21-6649-0001 EMED-Program Resources	0	0.00	954,444	14.44	321,647	0	1,276,091	87,143	1,363,234
21-6656-0004 IANR Facilities Management	0	0.00	186,897	2.00	62,984	0	249,881	0	249,881
21-6699-0001 Budget Adjustment Permanent Bud Adjust	-4,108,125	40.80	198,019	0.00	129,060	0	-3,781,046	0	-3,781,046
21-6699-0004 Budget Adjustment Sub Prog Alloc Bal Fw	5,150,381	0.00	0	0.00	735,678	0	5,886,059	0	5,886,059
TOTAL	412,831	40.80	8,798,523	127.43	2,268,229	0	11,479,583	3,587,331	15,066,914

IANR-State General Fund-715 Revolving/Designated

COST OBJECT	Dollar	FACULTY	NON FACULTY		EMPLOYEE BENEFITS	PERSONAL SERVICE CREDITS	TOTAL PERSONAL SERVICES	TOTAL OPERATING EXPENSES	TOTAL
		FTE	Dollar	FTE					

COST OBJECT LISTING BY SUB PROGRAM
 2023-2024 GENERAL OPERATING BUDGET
 UNIVERSITY OF NEBRASKA - LINCOLN
 INSTITUTE OF AGRICULTURE AND NATURAL RESOURCES

SUBPROGRAM #/NAME: 66 Other IANR

IANR-State General Fund-715 Revolving/Designated

COST OBJECT	Dollar	FACULTY	NON FACULTY		EMPLOYEE BENEFITS	PERSONAL SERVICE CREDITS	TOTAL PERSONAL SERVICES	TOTAL OPERATING EXPENSES	TOTAL
		FTE	Dollar	FTE					
22-6603-0001 IANR VC-General Activites	0	0.00	0	0.00	0	0	0	-19,258,434	-19,258,434
22-6603-0005 IANR Unit Admin Dev	0	0.00	0	0.00	0	0	0	150,000	150,000
22-6603-0007 IANR VC-CGIAR Residual-Cassman	0	0.00	0	0.00	0	0	0	20,000	20,000
22-6616-0001 IANR F&P Operations	0	0.00	0	0.00	0	0	0	36,000	36,000
22-6617-0003 Beadle Bus Cntr-Receiving Stock Room	0	0.00	29,060	0.65	10,171	0	39,231	0	39,231
22-6617-3337 NIC BC-Non Budgeted Positions	0	0.00	47,076	1.00	16,477	0	63,553	121	63,674
22-6638-0001 Nebraska Statewide Arboretum General	68,687	1.00	321,119	5.50	136,432	0	526,238	41,603	567,841
22-6649-0001 EMED Service Center	0	0.00	25,440	1.75	8,904	0	34,344	1,500,000	1,534,344
22-6649-1110 EMED SC-Administrative	0	0.00	0	0.00	0	0	0	56,000	56,000
22-6649-1130 EMED SC-Electronic Media	0	0.00	47,031	1.00	16,461	0	63,492	50,000	113,492
22-6656-0004 Bldg Repr & Maint-Def Maint	0	0.00	0	0.00	0	0	0	250,000	250,000
TOTAL	68,687	1.00	469,726	9.90	188,445	0	726,858	-17,154,710	-16,427,852

IANR-State General Fund-715 Cash & Student Contracts/Designated

COST OBJECT	Dollar	FACULTY	NON FACULTY		EMPLOYEE BENEFITS	PERSONAL SERVICE CREDITS	TOTAL PERSONAL SERVICES	TOTAL OPERATING EXPENSES	TOTAL
		FTE	Dollar	FTE					
21-6699-4007 Budget Adjustment Unalloc F&A	0	0.00	0	0.00	0	0	0	1,600,000	1,600,000
TOTAL	0	0.00	0	0.00	0	0	0	1,600,000	1,600,000

UNL-Trust-Grant/Cont/Loan/End-718 Trust/Restricted

COST OBJECT	Dollar	FACULTY	NON FACULTY		EMPLOYEE BENEFITS	PERSONAL SERVICE CREDITS	TOTAL PERSONAL SERVICES	TOTAL OPERATING EXPENSES	TOTAL
		FTE	Dollar	FTE					
27-6601-0001002 Harlan Vice Chancellorship	15,000	0.00	0	0.00	3,720	0	18,720	0	18,720
27-6601-0013001 IANR VC Life Sciences-Larkins	50,000	0.00	0	0.00	12,400	0	62,400	0	62,400
27-6601-0014001 IANR Water-Integrated Crop Systems	0	0.00	52,780	1.00	13,089	0	65,869	0	65,869
27-6633-0001001 Nebr Leadership Training	0	0.00	65,829	1.50	16,326	0	82,155	0	82,155
TOTAL	65,000	0.00	118,609	2.50	45,535	0	229,144	0	229,144

UNL-Auxiliary-719 Auxiliaries & Services/Restricted

COST OBJECT	Dollar	FACULTY	NON FACULTY		EMPLOYEE BENEFITS	PERSONAL SERVICE CREDITS	TOTAL PERSONAL SERVICES	TOTAL OPERATING EXPENSES	TOTAL
		FTE	Dollar	FTE					
23-6621-0001 BSE Tractor Test Lab	94,254	0.50	204,880	3.50	92,133	0	391,267	326,627	717,894
23-6621-0002 BSE TTL ROPS Testing	0	0.00	0	0.00	0	0	0	25,000	25,000
23-6621-0003 BSE TTL OECD Translations	0	0.00	0	0.00	0	0	0	2,000	2,000
23-6621-0004 BSE TTL Publications	0	0.00	0	0.00	0	0	0	500	500
23-6621-0005 BSE TTL ISOBUS	0	0.00	0	0.00	0	0	0	20,000	20,000
23-6621-0006 BSE Non Tractor Test	0	0.00	0	0.00	0	0	0	20,000	20,000
23-6697-0001 Agricultural Clearing Finance Office	-93,213	0.00	0	0.00	-28,708	0	-121,921	1,593,841	1,471,920
TOTAL	1,041	0.50	204,880	3.50	63,425	0	269,346	1,987,968	2,257,314
SUB PROGRAM TOTAL	547,559	42	9,591,738	143	2,565,634	0	12,704,931	-9,979,411	2,725,520

SUBPROGRAM #/NAME: 68 IANR International Programs

IANR-State General Fund-715 State & University Generated/Unrestricted

COST OBJECT	Dollar	FACULTY	NON FACULTY		EMPLOYEE BENEFITS	PERSONAL SERVICE CREDITS	TOTAL PERSONAL SERVICES	TOTAL OPERATING EXPENSES	TOTAL
		FTE	Dollar	FTE					
21-6810-0001 Global Engagement	84,809	1.00	63,345	1.00	49,927	0	198,081	32,352	230,433
21-6811-0004 DWFI-Director Water Climate Health	143,802	1.00	0	0.00	48,461	0	192,263	0	192,263

COST OBJECT LISTING BY SUB PROGRAM
 2023-2024 GENERAL OPERATING BUDGET
 UNIVERSITY OF NEBRASKA - LINCOLN
 INSTITUTE OF AGRICULTURE AND NATURAL RESOURCES

SUBPROGRAM #/NAME: 68 IANR International Programs

IANR-State General Fund-715 State & University Generated/Unrestricted

COST OBJECT	Dollar	FACULTY	NON FACULTY		EMPLOYEE BENEFITS	PERSONAL SERVICE CREDITS	TOTAL PERSONAL SERVICES	TOTAL OPERATING EXPENSES	TOTAL
		FTE	Dollar	FTE					
21-6812-0001 Rural Prosperity Nebraska	173,819	1.60	214,370	2.30	130,820	0	519,009	90,000	609,009
21-6813-0001 Manufacturing Ext Partnership	0	0.00	54,821	0.42	18,475	0	73,296	0	73,296
TOTAL	402,430	3.60	332,536	3.72	247,683	0	982,649	122,352	1,105,001

IANR-State General Fund-715 Revolving/Designated

COST OBJECT	Dollar	FACULTY	NON FACULTY		EMPLOYEE BENEFITS	PERSONAL SERVICE CREDITS	TOTAL PERSONAL SERVICES	TOTAL OPERATING EXPENSES	TOTAL
		FTE	Dollar	FTE					
22-6813-0002 MEP-RVLG (PERM HOLD)	0	0.00	521,131	6.08	182,397	0	703,528	3,314	706,842
TOTAL	0	0.00	521,131	6.08	182,397	0	703,528	3,314	706,842

UNL-Trust-Grant/Cont/Loan/End-718 Trust/Restricted

COST OBJECT	Dollar	FACULTY	NON FACULTY		EMPLOYEE BENEFITS	PERSONAL SERVICE CREDITS	TOTAL PERSONAL SERVICES	TOTAL OPERATING EXPENSES	TOTAL
		FTE	Dollar	FTE					
26-6811-0001001 WFI Daugherty Water for Food Instituite	0	0.00	911,356	5.50	226,016	0	1,137,372	0	1,137,372
26-6811-0001002 WFI Education & Outreach	0	0.00	118,079	2.00	29,284	0	147,363	0	147,363
26-6811-0001005 WFI Scientific & Policy Research	301,656	4.00	353,929	5.75	162,585	0	818,170	0	818,170
26-6811-0001503 WFI - Research Program Management	99,907	1.00	0	0.00	24,778	0	124,685	0	124,685
26-6811-0002001 Water for Food Instituite	45,000	0.00	0	0.00	11,160	0	56,160	0	56,160
27-6815-0001001 Yeutter Institute	63,374	0.70	83,215	0.80	36,354	0	182,943	0	182,943
27-6815-0004001 Yeutter Institute Director Stipend	0	0.00	21,000	0.00	5,208	0	26,208	0	26,208
TOTAL	509,937	5.70	1,487,579	14.05	495,385	0	2,492,901	0	2,492,901
SUB PROGRAM TOTAL	912,367	9	2,341,246	24	925,465	0	4,179,078	125,666	4,304,744

SUBPROGRAM #/NAME: 74 Agency Funds

UNL-Federal Advance-717 Federal/Restricted

COST OBJECT	Dollar	FACULTY	NON FACULTY		EMPLOYEE BENEFITS	PERSONAL SERVICE CREDITS	TOTAL PERSONAL SERVICES	TOTAL OPERATING EXPENSES	TOTAL
		FTE	Dollar	FTE					
25-7408-0001001 ARS RLH MARC	0	0.00	0	0.00	0	0	0	4,500	4,500
25-7408-0002001 RLH MARC-Resale & Reuse	0	0.00	0	0.00	0	0	0	788,163	788,163
TOTAL	0	0.00	0	0.00	0	0	0	792,663	792,663
SUB PROGRAM TOTAL	0	0	0	0	0	0	0	792,663	792,663

SUBPROGRAM #/NAME: 98 Company Balance Sheets

UNL-Federal Letter of Credit-716 Federal/Restricted

COST OBJECT	Dollar	FACULTY	NON FACULTY		EMPLOYEE BENEFITS	PERSONAL SERVICE CREDITS	TOTAL PERSONAL SERVICES	TOTAL OPERATING EXPENSES	TOTAL
		FTE	Dollar	FTE					
24-9879-0020 IANR Budget Adjustments	543,209	0.00	0	0.00	155,357	0	698,566	4,166,211	4,864,777
TOTAL	543,209	0.00	0	0.00	155,357	0	698,566	4,166,211	4,864,777

UNL-Federal Advance-717 Federal/Restricted

COST OBJECT	Dollar	FACULTY	NON FACULTY		EMPLOYEE BENEFITS	PERSONAL SERVICE CREDITS	TOTAL PERSONAL SERVICES	TOTAL OPERATING EXPENSES	TOTAL
		FTE	Dollar	FTE					
25-9879-0020 IANR Budget Adjustments	-1,165,662	0.00	0	0.00	-333,376	0	-1,499,038	36,324,409	34,825,371
25-9879-7410 IANR Budget Adjustments-Agency	0	0.00	0	0.00	0	0	0	566,048	566,048

COST OBJECT LISTING BY SUB PROGRAM
 2023-2024 GENERAL OPERATING BUDGET
 UNIVERSITY OF NEBRASKA - LINCOLN
 INSTITUTE OF AGRICULTURE AND NATURAL RESOURCES

SUBPROGRAM #/NAME: 98 Company Balance Sheets

		TOTAL	-1,165,662	0.00	0	0.00	-333,376	0	-1,499,038	36,890,457	35,391,419
UNL-Trust-Grant/Cont/Loan/End-718 Trust/Restricted											
COST OBJECT		Dollar	FACULTY FTE	NON FACULTY Dollar	FTE	EMPLOYEE BENEFITS	PERSONAL SERVICE CREDITS	TOTAL PERSONAL SERVICES	TOTAL OPERATING EXPENSES	TOTAL	
26-9879-0020	IANR Budget Adjustments	1,985,999	0.00	0	0.00	492,528	0	2,478,527	13,814,163	16,292,690	
27-9879-0020	IANR Budget Adjustments	558,590	0.00	0	0.00	138,530	0	697,120	12,111,084	12,808,204	
TOTAL		2,544,589	0.00	0	0.00	631,058	0	3,175,647	25,925,247	29,100,894	
SUB PROGRAM TOTAL		1,922,136	0	0	0	453,039	0	2,375,175	66,981,915	69,357,090	

COST OBJECT LISTING BY SUB PROGRAM
 2023-2024 GENERAL OPERATING BUDGET
 NEBRASKA COLLEGE OF TECHNICAL AGRICULTURE

SUBPROGRAM #/NAME: 67 Nebraska College of Technical Agriculture

NCTA-State General Fund-713 State & University Generated/Unrestricted

COST OBJECT	Dollar	FACULTY	NON FACULTY		EMPLOYEE BENEFITS	PERSONAL SERVICE CREDITS	TOTAL PERSONAL SERVICES	TOTAL OPERATING EXPENSES	TOTAL
		FTE	Dollar	FTE					
21-6730-0010 Admin-Dean Operations	0	0.00	458,136	4.00	158,299	0	616,435	0	616,435
21-6730-0020 Admin-Business Operations	0	0.00	157,361	2.60	51,457	0	208,818	33,322	242,140
21-6730-0030 Admin-Overhead	0	0.00	0	0.00	0	0	0	20,755	20,755
21-6730-0301 Admin-Utilities	0	0.00	0	0.00	0	0	0	541,233	541,233
21-6740-0010 Instruction	1,261,308	15.50	128,417	2.70	389,688	0	1,779,413	0	1,779,413
21-6750-0010 Student Services	0	0.00	376,956	7.80	123,265	0	500,221	0	500,221
21-6760-0010 Fac Operations	0	0.00	95,817	2.00	31,332	0	127,149	0	127,149
21-6760-0011 Fac Oper-Custodial	0	0.00	197,157	4.50	64,470	0	261,627	0	261,627
21-6770-0010 Experiential Learning Operations	0	0.00	26,780	0.50	8,758	0	35,538	0	35,538
21-6799-0001 Budget Adjustment Permanent Bdgt Adj	168,659	2.52	57,460	0.00	111,572	0	337,691	407,537	745,228
TOTAL	1,429,967	18.02	1,498,084	24.10	938,841	0	3,866,892	1,002,847	4,869,739

NCTA-State General Fund-713 Revolving/Designated

COST OBJECT	Dollar	FACULTY	NON FACULTY		EMPLOYEE BENEFITS	PERSONAL SERVICE CREDITS	TOTAL PERSONAL SERVICES	TOTAL OPERATING EXPENSES	TOTAL
		FTE	Dollar	FTE					
22-6730-0011 Admin-Student Fees	0	0.00	0	0.00	0	0	0	11,536	11,536
22-6730-0020 Admin-Business Operations	0	0.00	0	0.00	0	0	0	2,500	2,500
22-6730-0030 Admin-General Institution	0	0.00	0	0.00	0	0	0	5,000	5,000
22-6730-0031 Admin-Transportation Activities	0	0.00	0	0.00	0	0	0	10,000	10,000
22-6730-0040 Admin-Information Systems	0	0.00	0	0.00	0	0	0	5,000	5,000
22-6740-0010 Instr-Agribusines Mgm	0	0.00	0	0.00	0	0	0	3,300	3,300
22-6740-0020 Instr-Ag Production	0	0.00	0	0.00	0	0	0	20,000	20,000
22-6740-0030 Instr-Vet Technology	0	0.00	0	0.00	0	0	0	1,000	1,000
22-6740-0040 Instr-Agronomy	0	0.00	0	0.00	0	0	0	2,500	2,500
22-6740-0050 Instr-General Ed	0	0.00	0	0.00	0	0	0	2,500	2,500
22-6750-0010 Student Services	0	0.00	0	0.00	0	0	0	7,500	7,500
22-6750-0011 Student Activities	0	0.00	0	0.00	0	0	0	10,020	10,020
22-6750-0020 Std Srv-Library	0	0.00	0	0.00	0	0	0	2,500	2,500
22-6760-0010 Fac Operations	0	0.00	0	0.00	0	0	0	2,500	2,500
22-6770-0010 Integrated Farm Operations	0	0.00	4,606	0.00	1,239	0	5,845	583,299	589,144
TOTAL	0	0.00	4,606	0.00	1,239	0	5,845	669,155	675,000

UNL-Auxiliary-719 Auxiliaries & Services/Restricted

COST OBJECT	Dollar	FACULTY	NON FACULTY		EMPLOYEE BENEFITS	PERSONAL SERVICE CREDITS	TOTAL PERSONAL SERVICES	TOTAL OPERATING EXPENSES	TOTAL
		FTE	Dollar	FTE					
23-6730-0020 Admin-Bookstore Operations	0	0.00	0	0.00	0	0	0	77,813	77,813
23-6730-0021 Admin-Food Srv Operations	0	0.00	135,766	3.25	47,382	0	183,148	120,460	303,608
23-6730-0022 Admin-Dorm Operations	0	0.00	153,399	3.73	53,535	0	206,934	495,945	702,879
23-6730-0023 Admin-Dorm Improvements	0	0.00	0	0.00	0	0	0	318,329	318,329
23-6730-0025 Admin-Student Union	0	0.00	16,377	0.50	5,715	0	22,092	68,223	90,315
23-6760-0011 Parking Operations	0	0.00	0	0.00	0	0	0	7,056	7,056
TOTAL	0	0.00	305,542	7.48	106,632	0	412,174	1,087,826	1,500,000

SUB PROGRAM TOTAL 1,429,967 18 1,808,232 32 1,046,712 0 4,284,911 2,759,828 7,044,739

COST OBJECT LISTING BY SUB PROGRAM
2023-2024 GENERAL OPERATING BUDGET
UNIVERSITY OF NEBRASKA MEDICAL CENTER

SUBPROGRAM #/NAME: 01 Academics Affairs

UNMC-State General Fund-731 State & University Generated/Unrestricted

COST OBJECT	Dollar	FACULTY	NON FACULTY		EMPLOYEE BENEFITS	PERSONAL SERVICE CREDITS	TOTAL PERSONAL SERVICES	TOTAL OPERATING EXPENSES	TOTAL
		FTE	Dollar	FTE					
31-0105-0003 UNMC Inclusion Offic	0	0.40	0	2.60	0	0	0	0	0
31-0105-0034 Inst Animal Care & Use Committee	0	0.00	68,809	5.60	113,354	0	182,163	9,357	191,520
31-0105-0044 Vice Chancellor-Academic Services	0	0.00	164,027	3.00	36,200	0	200,227	1,808	202,035
31-0105-0046 Vice Chancellor for Academic Affairs	42,429	0.35	372,165	1.76	189,454	0	604,048	0	604,048
31-0105-0060 VCAA-Bioinformatics Grad Assistantshp	0	0.00	0	1.00	0	0	0	0	0
31-0105-0070 VCAA-NCA Accreditation	30,701	0.26	177,641	2.96	107,927	0	316,269	0	316,269
31-0105-0080 VCAA-Faculty Development	0	0.00	58,081	2.88	75,434	0	133,515	0	133,515
31-0105-0094 Biosafety Officer	26,936	0.98	12,500	3.00	128,719	0	168,155	0	168,155
31-0105-0124 Community Engagement	0	0.00	0	2.46	0	0	0	0	0
31-0105-0200 AVC-Simul&Virt Real	0	0.00	2,821,409	33.40	838,933	0	3,660,342	0	3,660,342
31-0105-3004 VCAA-Equity Office	10,000	0.00	43,128	0.10	0	0	53,128	0	53,128
31-0105-3014 UNMC Online Admin	0	0.00	120,510	1.19	5,172	0	125,682	0	125,682
31-0105-3015 COSTSHARING/36-0115-1005-010	0	0.00	30,369	0.10	9,536	0	39,905	0	39,905
31-0105-4002 Media/Communications	0	0.00	8,179	0.50	0	0	8,179	2,400	10,579
31-0108-0001 Sorel Cli Sim Lab In	0	0.00	0	3.81	0	0	0	0	0
31-0108-0002 iExcel Ed Media	0	0.00	113,683	1.00	0	0	113,683	0	113,683
31-0117-0002 Compliance Officer	0	0.00	0	4.30	0	0	0	0	0
31-0117-0005 POE-ACAD EDUC INTPRO	125,869	1.54	211,804	1.98	103,123	0	440,796	0	440,796
31-0130-0110 Behavioral Health Train	0	0.00	1,097,989	1.00	322,524	0	1,420,513	100,000	1,520,513
31-0130-0120 BHECN Telehealth	0	0.00	0	0.00	0	0	0	50,000	50,000
31-0130-0130 BHECN Research and	0	0.00	105,691	0.00	0	0	105,691	20,000	125,691
31-0130-0140 BHECN Learning Coll	0	0.00	219,512	0.00	0	0	219,512	20,963	240,475
31-0130-0150 Community Sites - Partn	0	0.00	167,974	0.65	18,284	0	186,258	46,475	232,733
31-0130-0170 BHECN Infrastructure	112,932	1.24	725,253	6.16	188,879	0	1,027,064	62,500	1,089,564
31-0130-0190 LB242 BhvHlth-Corr.	38,639	0.42	720,876	1.67	269,098	0	1,028,613	439,500	1,468,113
31-0130-0200 LB901 PSYCH INTERN	50,390	0.00	201,110	0.00	0	0	251,500	22,500	274,000
TOTAL	437,896	5.18	7,440,710	81.12	2,406,637	0	10,285,243	775,503	11,060,746

UNMC-State General Fund-731 Cash & Student Contracts/Designated

COST OBJECT	Dollar	FACULTY	NON FACULTY		EMPLOYEE BENEFITS	PERSONAL SERVICE CREDITS	TOTAL PERSONAL SERVICES	TOTAL OPERATING EXPENSES	TOTAL
		FTE	Dollar	FTE					
31-0105-0014 Sponsored Program Administration	0	0.00	218,615	17.00	68,210	0	286,825	15,529	302,354
31-0105-0024 Institutional Review Bd	123,095	0.97	281,816	7.98	126,333	0	531,244	11,364	542,608
TOTAL	123,095	0.97	500,431	24.98	194,543	0	818,069	26,893	844,962

UNMC-Federal Letter of Credit-736 Federal/Restricted

COST OBJECT	Dollar	FACULTY	NON FACULTY		EMPLOYEE BENEFITS	PERSONAL SERVICE CREDITS	TOTAL PERSONAL SERVICES	TOTAL OPERATING EXPENSES	TOTAL
		FTE	Dollar	FTE					
34-0114-3001001 GCHS	4,369	0.02	0	0.00	977	0	5,346	0	5,346
34-0114-3001102 National Infection Control Strengthening	17,837	0.16	402,291	4.95	94,095	0	514,223	0	514,223
TOTAL	22,206	0.18	402,291	4.95	95,072	0	519,569	0	519,569

UNMC-Federal Advance-737 Federal/Restricted

COST OBJECT	Dollar	FACULTY	NON FACULTY		EMPLOYEE BENEFITS	PERSONAL SERVICE CREDITS	TOTAL PERSONAL SERVICES	TOTAL OPERATING EXPENSES	TOTAL
		FTE	Dollar	FTE					
35-0114-1002004 Global Center for Health Security	12,937	0.08	12,679	0.16	5,737	0	31,353	0	31,353
35-0114-1003001 GCHS	169,216	1.56	371,474	4.64	121,097	0	661,787	0	661,787
TOTAL	182,153	1.64	384,153	4.79	126,834	0	693,140	0	693,140

COST OBJECT LISTING BY SUB PROGRAM
2023-2024 GENERAL OPERATING BUDGET
UNIVERSITY OF NEBRASKA MEDICAL CENTER

SUBPROGRAM #/NAME: 01 Academics Affairs

UNMC-Trust-Grant/Cont/Loan/End-738 Trust/Restricted

COST OBJECT	Dollar	FACULTY		NON FACULTY		EMPLOYEE BENEFITS	PERSONAL SERVICE CREDITS	TOTAL PERSONAL SERVICES	TOTAL OPERATING EXPENSES	TOTAL
		FTE	Dollar	FTE	Dollar					
36-0115-1005010 Summer Health Professions Education Prog	0	0.00	67,164	1.00	17,594		0	84,758	0	84,758
36-0130-3005102 Administrative Expenses	56,224	0.64	140,058	1.96	51,419		0	247,701	0	247,701
36-0130-3005103 Administrative Expenses	0	0.00	23,141	0.26	6,062		0	29,203	0	29,203
36-0130-3005104 Administrative Expenses	0	0.00	23,141	0.26	6,062		0	29,203	0	29,203
36-0130-3005105 Administrative Expenses	0	0.00	23,141	0.26	6,062		0	29,203	0	29,203
37-0101-4000001 Varner Professorship Fund	10,000	0.00	0	0.00	2,620		0	12,620	0	12,620
37-0105-4001001 iEXCEL Virtual Reality Expansion	0	0.00	368,905	5.00	96,641		0	465,546	0	465,546
37-0114-1004001 Global Center for Health Security	132,534	0.88	468,351	4.71	157,412		0	758,297	0	758,297
37-0114-2001001 Global Center for Health Security	41,935	0.20	0	0.00	10,985		0	52,920	0	52,920
TOTAL	240,693	1.72	1,113,901	13.45	354,857		0	1,709,451	0	1,709,451

UNMC-Auxiliary-739 Auxiliaries & Services/Restricted

COST OBJECT	Dollar	FACULTY		NON FACULTY		EMPLOYEE BENEFITS	PERSONAL SERVICE CREDITS	TOTAL PERSONAL SERVICES	TOTAL OPERATING EXPENSES	TOTAL
		FTE	Dollar	FTE	Dollar					
33-0101-0201 Pacific Rim Pgm Dev	71,415	0.99	184,379	2.00	70,590		0	326,384	66,165	392,549
33-0101-0202 APRDP Prog Dir	0	0.00	0	0.00	0		0	0	150,075	150,075
33-0101-0203 International Business Development	0	0.00	294,938	2.32	81,393		0	376,331	27,300	403,631
33-0105-0095 VCAA DESIGN THINK CA	25,000	0.41	14,744	0.22	10,968		0	50,712	0	50,712
33-0107-1606 IRB Revolving Account	0	0.00	446,128	6.61	123,117		0	569,245	0	569,245
33-0108-0020 SIM-NE Revenue	0	0.00	366,423	5.50	101,121		0	467,544	0	467,544
TOTAL	96,415	1.40	1,306,612	16.65	387,189		0	1,790,216	243,540	2,033,756
SUB PROGRAM TOTAL	1,102,458	11	11,148,098	146	3,565,132		0	15,815,688	1,045,936	16,861,624

SUBPROGRAM #/NAME: 04 College of Allied Health

UNMC-State General Fund-731 State & University Generated/Unrestricted

COST OBJECT	Dollar	FACULTY		NON FACULTY		EMPLOYEE BENEFITS	PERSONAL SERVICE CREDITS	TOTAL PERSONAL SERVICES	TOTAL OPERATING EXPENSES	TOTAL
		FTE	Dollar	FTE	Dollar					
31-0401-0002 Office Business Aff	0	0.00	463,104	5.80	145,415		0	608,519	0	608,519
31-0401-0003 EMSA	0	0.00	353,254	5.55	110,922		0	464,176	0	464,176
31-0401-0500 SAHP Online Worldwide	0	0.00	12,249	0.26	0		0	12,249	0	12,249
31-0401-1201 MHPTT Funds	77,081	0.92	0	0.00	24,203		0	101,284	0	101,284
31-0401-1202 Healthcare Del Scien	71,808	1.00	0	0.00	22,548		0	94,356	0	94,356
31-0401-3007 COSTSHARING 36-5360-2261-001	13,681	0.09	0	0.00	4,296		0	17,977	0	17,977
31-0401-3009 COSTSHARING/ 36-0401-2015-001	1,410	0.01	0	0.00	443		0	1,853	0	1,853
31-0401-3010 COSTSHARING/ 36-5360-2295-001	3,420	0.02	0	0.00	1,073		0	4,493	0	4,493
31-0401-8000 SAHP - Indirect Costs/Research	0	0.00	35,091	0.49	11,019		0	46,110	0	46,110
31-0401-9000 SAHP-Kearney Expansion Project	86,046	1.00	224,859	3.80	97,625		0	408,530	22,710	431,240
31-0402-9000 MRI-KEARNEY	61,367	0.85	9,576	0.00	22,276		0	93,219	0	93,219
31-0403-0001 PA Omaha	617,347	5.19	179,374	1.81	251,016		0	1,047,737	30	1,047,767
31-0403-9000 PA-KEARNEY	452,077	3.79	131,948	2.25	168,645		0	752,670	0	752,670
31-0404-9000 RAD-KEARNEY	124,956	1.63	33,252	0.58	49,678		0	207,886	0	207,886
31-0405-0001 School Clinical Perfusion Sci	334,362	1.97	54,016	0.97	74,932		0	463,310	0	463,310
31-0406-0001 MRI Omaha	59,697	0.83	14,206	0.08	23,206		0	97,109	0	97,109
31-0407-0001 Med Imag/Ther Sci	19,776	0.22	62,360	0.75	25,791		0	107,927	0	107,927
31-0407-0002 Radiography Omaha	201,910	2.60	1,000	0.00	63,714		0	266,624	0	266,624
31-0407-0003 Comp Tomography Prg	18,891	0.26	0	0.00	5,932		0	24,823	0	24,823
31-0407-0004 DMS Omaha	279,587	2.75	17,504	0.18	93,287		0	390,378	0	390,378
31-0407-0005 Radiation Therapy	146,976	1.56	54,171	0.51	63,160		0	264,307	0	264,307

COST OBJECT LISTING BY SUB PROGRAM
2023-2024 GENERAL OPERATING BUDGET
UNIVERSITY OF NEBRASKA MEDICAL CENTER

SUBPROGRAM #/NAME: 04 College of Allied Health

UNMC-State General Fund-731 State & University Generated/Unrestricted

COST OBJECT	Dollar	FACULTY	NON FACULTY		EMPLOYEE BENEFITS	PERSONAL SERVICE CREDITS	TOTAL PERSONAL SERVICES	TOTAL OPERATING EXPENSES	TOTAL
		FTE	Dollar	FTE					
31-0407-0006 CVIT	22,145	0.30	3,060	0.00	7,915	0	33,120	0	33,120
31-0409-0001 (CLS) Clinical Lab Science	436,954	5.27	156,784	2.04	193,933	0	787,671	86	787,757
31-0409-9000 MLS-Kearney	356,784	4.33	97,344	1.20	142,595	0	596,723	0	596,723
31-0410-0001 Genetic Counseling	124,906	1.16	79,452	1.00	64,169	0	268,527	0	268,527
31-0411-0001 PT Omaha	966,455	9.18	119,478	1.50	359,591	0	1,445,524	68	1,445,592
31-0411-9000 PT-KEARNEY	629,038	5.82	126,558	1.73	254,758	0	1,010,354	0	1,010,354
31-0412-0001 Occupational Therapy	466,617	5.05	40,772	0.50	159,320	0	666,709	0	666,709
31-0412-9000 OT Kearney	309,449	3.22	40,771	0.50	109,969	0	460,189	0	460,189
31-0414-0001 Resp Care	108,450	1.00	10,000	0.00	37,192	0	155,642	0	155,642
31-0421-0090 Cyto Technology Prog	204,178	2.44	13,500	0.00	68,351	0	286,029	0	286,029
31-0430-0001 Med Nutrition Prog	265,003	2.76	11,568	0.00	86,843	0	363,414	0	363,414
31-0451-9000 DMS-KEARNEY	157,193	1.70	12,875	0.10	53,400	0	223,468	0	223,468
TOTAL	6,617,564	66.90	2,358,126	31.60	2,797,217	0	11,772,907	22,894	11,795,801

UNMC-State General Fund-731 Cash & Student Contracts/Designated

COST OBJECT	Dollar	FACULTY	NON FACULTY		EMPLOYEE BENEFITS	PERSONAL SERVICE CREDITS	TOTAL PERSONAL SERVICES	TOTAL OPERATING EXPENSES	TOTAL
		FTE	Dollar	FTE					
31-0401-0001 Allied Health Assoc Dean	680,254	2.41	923,250	6.99	440,440	0	2,043,944	0	2,043,944
TOTAL	680,254	2.41	923,250	6.99	440,440	0	2,043,944	0	2,043,944

UNMC-Federal Advance-737 Federal/Restricted

COST OBJECT	Dollar	FACULTY	NON FACULTY		EMPLOYEE BENEFITS	PERSONAL SERVICE CREDITS	TOTAL PERSONAL SERVICES	TOTAL OPERATING EXPENSES	TOTAL
		FTE	Dollar	FTE					
35-0403-1003001 Interservice Physician Assistant Program	40,538	0.33	61,189	1.07	22,784	0	124,511	0	124,511
35-0403-1004001 Interservice Physician Assistant Program	0	0.00	15,281	0.13	3,423	0	18,704	0	18,704
TOTAL	40,538	0.33	76,470	1.20	26,207	0	143,215	0	143,215

UNMC-Trust-Grant/Cont/Loan/End-738 Trust/Restricted

COST OBJECT	Dollar	FACULTY	NON FACULTY		EMPLOYEE BENEFITS	PERSONAL SERVICE CREDITS	TOTAL PERSONAL SERVICES	TOTAL OPERATING EXPENSES	TOTAL
		FTE	Dollar	FTE					
36-0401-2016001 Allied Health	69,232	0.48	55,849	0.75	32,766	0	157,847	0	157,847
36-0401-2019001 Allied Health	4,597	0.03	0	0.00	1,204	0	5,801	0	5,801
36-0401-2021001 Allied Health	19,727	0.13	0	0.00	5,168	0	24,895	0	24,895
36-0401-2022001 Allied Health	12,872	0.10	53,451	0.82	17,374	0	83,697	0	83,697
36-0411-2050004 Capture Falls	47,653	0.47	11,354	0.18	15,457	0	74,464	0	74,464
36-0411-2058001 Allied Health	37,414	0.31	60,347	1.00	25,610	0	123,371	0	123,371
36-0411-2059001 Allied Health	7,047	0.05	0	0.00	1,846	0	8,893	0	8,893
36-0411-2060001 Allied Health	24,719	0.17	0	0.00	6,476	0	31,195	0	31,195
36-0411-2061001 Allied Health	7,210	0.05	14,362	0.10	8,345	0	29,917	0	29,917
36-0411-2062001 Allied Health	7,498	0.05	0	0.00	1,965	0	9,463	0	9,463
36-0411-2063001 Allied Health	2,707	0.02	0	0.00	709	0	3,416	0	3,416
37-0407-4001001 Charles R O'Malley RSTE Fund	5,433	0.00	0	0.00	1,423	0	6,856	0	6,856
TOTAL	246,109	1.86	195,363	2.85	118,343	0	559,815	0	559,815

UNMC-Auxiliary-739 Auxiliaries & Services/Restricted

COST OBJECT	Dollar	FACULTY	NON FACULTY		EMPLOYEE BENEFITS	PERSONAL SERVICE CREDITS	TOTAL PERSONAL SERVICES	TOTAL OPERATING EXPENSES	TOTAL
		FTE	Dollar	FTE					
33-0401-0410 SAHP-Education Start Up	12,843	0.16	122,534	1.69	37,359	0	172,736	0	172,736
33-0401-0600 SAHP_Chinese Program Fee	0	0.00	0	0.00	0	0	0	17,506	17,506

COST OBJECT LISTING BY SUB PROGRAM
 2023-2024 GENERAL OPERATING BUDGET
 UNIVERSITY OF NEBRASKA MEDICAL CENTER

SUBPROGRAM #/NAME: 04 College of Allied Health

UNMC-Auxiliary-739 Auxiliaries & Services/Restricted

COST OBJECT	Dollar	FACULTY	NON FACULTY		EMPLOYEE BENEFITS	PERSONAL	TOTAL	TOTAL	TOTAL
		FTE	Dollar	FTE		SERVICE CREDITS	PERSONAL SERVICES	OPERATING EXPENSES	
33-0401-0700	MSIA-SAHP_Chinese Program Fee	0	0.00	0	0.00	0	0	467	467
33-0401-3000	COSTSHARING/ 36-0411-2028-001	0	0.00	0	0.00	0	0	5,150	5,150
33-0403-0001	AH-PA IPAP Contract 1 Funds	0	0.00	0	0.00	0	0	4,809	4,809
33-0403-0015	PA-Canadian Distance Learning Prg	0	0.00	0	0.00	0	0	3,800	3,800
33-0405-0036	Clinical Perfusion	0	0.00	0	0.00	0	0	16,746	16,746
33-0405-0100	AH-Perfusion Non-State Operating	0	0.00	0	0.00	0	0	160,863	160,863
33-0409-0010	Clinical Lab Science Lab Expenses	0	0.00	0	0.00	0	0	48,367	48,367
33-0410-0001	Gen Counsel NonState Oper	25,027	0.25	6,587	0.00	8,725	40,339	0	40,339
33-0411-0126	Education/Phys. Therapy	0	0.00	0	0.00	0	0	19,000	19,000
33-0411-0127	PT Education-P Hageman-Development	0	0.00	0	0.00	0	0	3,192	3,192
33-0411-0128	PT EDU Sleddens Dev	0	0.00	0	0.00	0	0	3,828	3,828
33-0411-0129	PT Education-J Norman-Development	0	0.00	0	0.00	0	0	3,698	3,698
33-0411-0130	PT Education-L Bilek-Development	0	0.00	0	0.00	0	0	2,735	2,735
33-0411-0131	PT Education Rosenthal Develop Account	0	0.00	0	0.00	0	0	247	247
33-0411-0132	PT Education-G Johnson-Development	0	0.00	0	0.00	0	0	1,179	1,179
33-0411-0135	PT Education-K Volkman-Development	0	0.00	0	0.00	0	0	1,230	1,230
33-0411-0136	PT Edu-K Chien-Dev	0	0.00	0	0.00	0	0	4,103	4,103
33-0411-0137	PT Edu Venema Dev	0	0.00	0	0.00	0	0	2,237	2,237
33-0411-0139	PT-Fac Development Joseph Siu	0	0.00	0	0.00	0	0	930	930
33-0411-0141	PT Education-B Becker Development	0	0.00	0	0.00	0	0	1,112	1,112
33-0411-0146	Team Science	0	0.00	0	0.00	0	0	11,153	11,153
33-0411-0147	PT Residency	0	0.00	2,750	0.00	759	3,509	0	3,509
33-0411-0150	PT SPORTS MED RES	0	0.00	2,750	0.00	759	3,509	0	3,509
33-0411-0240	PT Ed Research Grant Return	37,674	0.40	0	0.00	10,396	48,070	3,999	52,069
33-0411-0250	Physical Therapy Continuing Education	0	0.00	0	0.00	0	0	1,181	1,181
33-0415-0900	SAHP Student Affairs-Admissions	0	0.00	0	0.00	0	0	2,341	2,341
33-0415-0905	SAHP Student Affairs-Recruitment	0	0.00	27,784	0.50	7,667	35,451	51,000	86,451
33-0415-0910	ADA Expenses	0	0.00	0	0.00	0	0	6,175	6,175
33-0415-0915	SAHP Student Affairs-Student Engagement	0	0.00	0	0.00	0	0	13,105	13,105
33-0415-0925	SAHP Student Affairs-General Operations	0	0.00	0	0.00	0	0	15,236	15,236
33-0451-0016	Phys Asst Students	0	0.00	0	0.00	0	0	15,000	15,000
33-0451-0017	PA-Prg Development Acct	0	0.00	0	0.00	0	0	21,500	21,500
33-0451-0018	SAHP-ADO Research Development Account	0	0.00	0	0.00	0	0	16,893	16,893
33-0451-0026	MLS Operating	0	0.00	0	0.00	0	0	3,000	3,000
33-0451-0076	MITs Course Fees	0	0.00	0	0.00	0	0	9,424	9,424
33-0451-0080	Allied Hlth Dist Main Acct	44,865	0.50	72,616	1.00	32,420	149,901	35,948	185,849
33-0451-0087	AH-RSTE DMS Distance	0	0.00	0	0.00	0	0	3,144	3,144
33-0451-0090	Student Fees AH-Cytotechnology	0	0.00	0	0.00	0	0	12,606	12,606
33-0451-0095	FEE AH MED NUTRITION	0	0.00	0	0.00	0	0	3,060	3,060
33-0451-0105	Cytotechnology Operating Acct	36,308	0.50	0	0.00	10,020	46,328	3,445	49,773
33-0451-0125	Medical Nutrition Operating Acct	0	0.00	0	0.00	0	0	11,797	11,797
33-0451-0446	Allied Health Cont Ed	0	0.00	0	0.00	0	0	119,289	119,289
33-0451-0736	Anne Skinner Devl	0	0.00	0	0.00	0	0	4,094	4,094
33-0451-2175	FEE-CLIN AH SHRD SRV	9,571	0.13	0	0.00	2,642	12,213	0	12,213
33-0451-2176	FEE-SIM AH SUPP UNK	32,513	0.34	16,565	0.28	13,544	62,622	0	62,622
33-0451-2177	FEE-CSE AH CT PRAC	6,498	0.03	29,874	0.48	10,037	46,409	0	46,409
33-0451-3007	COSTSHARING/36-0401-2018-001	11,530	0.11	0	0.00	3,183	14,713	0	14,713
33-0452-0226	DLO PA Program	0	0.00	0	0.00	0	0	19,499	19,499
33-0452-0227	Distance Learning Option-PA Program	0	0.00	0	0.00	0	0	20,200	20,200
TOTAL	216,829	2.42	281,460	3.94	137,511	0	635,800	704,288	1,340,088

COST OBJECT LISTING BY SUB PROGRAM
2023-2024 GENERAL OPERATING BUDGET
UNIVERSITY OF NEBRASKA MEDICAL CENTER

SUB PROGRAM TOTAL	7,801,294	74	3,834,669	47	3,519,718	0	15,155,681	727,182	15,882,863
--------------------------	------------------	-----------	------------------	-----------	------------------	----------	-------------------	----------------	-------------------

SUBPROGRAM #/NAME: 09 College of Dentistry

UNMC-State General Fund-731 State & University Generated/Unrestricted

COST OBJECT	Dollar	FACULTY FTE	NON FACULTY Dollar	FTE	EMPLOYEE BENEFITS	PERSONAL SERVICE CREDITS	TOTAL PERSONAL SERVICES	TOTAL OPERATING EXPENSES	TOTAL
31-0901-0004 Dean College of Dentistry	1,568,089	4.95	1,459,263	12.37	607,207	0	3,634,559	24,800	3,659,359
31-0901-0050 COD Special Tuition Increase	0	0.00	0	0.00	0	0	0	15,000	15,000
31-0901-3017 COSTSHARING/36-0115-1005-010	13,140	0.10	0	0.00	4,126	0	17,266	0	17,266
31-0905-0011 General Dentistry Travel	0	0.00	0	0.00	0	0	0	6,333	6,333
31-0905-0012 COD ADV Standing Prog	163,796	1.00	24,748	0.50	59,203	0	247,747	0	247,747
31-0905-0024 Computer Support	0	0.00	210,435	2.79	60,229	0	270,664	39,694	310,358
31-0905-0191 General Dentistry Departmental Research	0	0.00	48,051	0.93	1,884	0	49,935	54,328	104,263
31-0910-0001 COD Dental Hygiene	451,951	5.42	133,517	1.60	191,336	0	776,804	4,378	781,182
31-0915-0001 COD Oral Biology	1,589,300	11.54	155,726	2.85	576,369	0	2,321,395	31,483	2,352,878
31-0915-3018 COSTSHARING/ 36-0915-2043-001	4,533	0.03	0	0.00	1,425	0	5,958	0	5,958
31-0920-0001 COD Growth & Development	1,097,915	10.78	62,700	1.00	305,654	0	1,466,269	16,834	1,483,103
31-0920-3004 COSTSHARING/ 36-0920-2012-001	32,268	0.23	0	0.00	10,132	0	42,400	0	42,400
31-0925-0001 Surgical Specialties	1,482,041	9.74	221,878	2.60	577,531	0	2,281,450	13,942	2,295,392
31-0930-0001 COD Adult Restorative Dentistry	2,498,021	19.90	207,600	3.11	893,447	0	3,599,068	19,170	3,618,238
31-0935-0011 COD Learning Resources	0	0.00	202,641	4.00	19,513	0	222,154	0	222,154
TOTAL	8,901,054	63.69	2,726,559	31.75	3,308,056	0	14,935,669	225,962	15,161,631

UNMC-Federal Letter of Credit-736 Federal/Restricted

COST OBJECT	Dollar	FACULTY FTE	NON FACULTY Dollar	FTE	EMPLOYEE BENEFITS	PERSONAL SERVICE CREDITS	TOTAL PERSONAL SERVICES	TOTAL OPERATING EXPENSES	TOTAL
34-0915-2024001 The novel role of microtubule regulators	37,743	0.25	32,992	0.50	15,843	0	86,578	0	86,578
34-0915-2025001 Greatwall in replication stress/DNA dama	60,746	0.43	32,992	0.50	20,995	0	114,733	0	114,733
34-0920-2003001 College of Dentistry	25,815	0.19	0	0.00	5,781	0	31,596	0	31,596
TOTAL	124,304	0.87	65,984	1.00	42,619	0	232,907	0	232,907

UNMC-Federal Advance-737 Federal/Restricted

COST OBJECT	Dollar	FACULTY FTE	NON FACULTY Dollar	FTE	EMPLOYEE BENEFITS	PERSONAL SERVICE CREDITS	TOTAL PERSONAL SERVICES	TOTAL OPERATING EXPENSES	TOTAL
35-0920-3001001 College of Dentistry	25,688	0.20	0	0.00	5,754	0	31,442	0	31,442
TOTAL	25,688	0.20	0	0.00	5,754	0	31,442	0	31,442

UNMC-Trust-Grant/Cont/Loan/End-738 Trust/Restricted

COST OBJECT	Dollar	FACULTY FTE	NON FACULTY Dollar	FTE	EMPLOYEE BENEFITS	PERSONAL SERVICE CREDITS	TOTAL PERSONAL SERVICES	TOTAL OPERATING EXPENSES	TOTAL
36-0901-3002001 Oral Health Training and Services	255,186	1.95	163,822	1.80	109,766	0	528,774	0	528,774
37-0901-1003001 Dixon Faculty Fellowship	5,000	0.00	0	0.00	1,310	0	6,310	0	6,310
37-0901-3001001 Doyle Faculty Fellowship	5,000	0.00	0	0.00	1,310	0	6,310	0	6,310
37-0905-1005001 Bernard & Ann Moran Professorship	5,000	0.00	0	0.00	1,310	0	6,310	0	6,310
37-0905-1006001 Norman C Carlson	8,800	0.00	0	0.00	2,306	0	11,106	0	11,106
37-0905-1009001 Dean's Pro Svc Fees	0	0.00	33,152	0.29	8,685	0	41,837	0	41,837
37-0905-1011001 Dixon Endowed Chair	25,000	0.00	0	0.00	6,549	0	31,549	0	31,549
37-0905-3004001 COD Sealant Program - OPS	45,956	0.65	0	0.00	12,039	0	57,995	0	57,995
37-0905-3005001 COD Sealant Program - LPS	45,957	0.65	0	0.00	12,039	0	57,996	0	57,996
37-0905-4002001 COD Cech Professorship Fund	8,500	0.00	0	0.00	2,228	0	10,728	0	10,728
37-0905-4004001 Weeth Professor of Dental Research Fund	0	0.00	20,000	0.00	5,239	0	25,239	0	25,239
37-0920-1001001 Orthodontics Development Fund	2,500	0.02	0	0.00	656	0	3,156	0	3,156

COST OBJECT LISTING BY SUB PROGRAM
2023-2024 GENERAL OPERATING BUDGET
UNIVERSITY OF NEBRASKA MEDICAL CENTER

SUBPROGRAM #/NAME: 09 College of Dentistry

TOTAL		406,899	3.27	216,974	2.09	163,437	0	787,310	0	787,310
UNMC-Auxiliary-739 Auxiliaries & Services/Restricted										
COST OBJECT	Dollar	FACULTY FTE	NON FACULTY Dollar	FTE	EMPLOYEE BENEFITS	PERSONAL SERVICE CREDITS	TOTAL PERSONAL SERVICES	TOTAL OPERATING EXPENSES	TOTAL	
33-0963-0010	Dental Stores	0	0.00	13,309	0.27	3,673	0	16,982	0	16,982
33-0963-0066	COD Continuing Education	0	0.00	61,567	1.00	16,991	0	78,558	0	78,558
33-0963-0100	Dental Books And Instruments	0	0.00	57,337	1.43	15,824	0	73,161	862,500	935,661
33-0963-0110	Dental Technology Fee	0	0.00	68,091	1.00	18,791	0	86,882	0	86,882
33-0963-0200	Hygiene Books And Instruments	0	0.00	0	0.00	0	0	0	117,500	117,500
33-0963-0976	Oral Biology Biomonitoring	0	0.00	12,128	0.25	3,347	0	15,475	0	15,475
33-0963-1530	University of Wyoming Tuition Support	9,886	0.10	144,244	0.20	42,536	0	196,666	0	196,666
33-0963-1540	CHMC FACULTY SUPPORT	80,476	0.58	0	0.00	22,207	0	102,683	0	102,683
TOTAL		90,362	0.68	356,676	4.15	123,369	0	570,407	980,000	1,550,407
SUB PROGRAM TOTAL		9,548,307	69	3,366,193	39	3,643,235	0	16,557,735	1,205,962	17,763,697

SUBPROGRAM #/NAME: 12 Graduate Studies and Research

UNMC-State General Fund-731 State & University Generated/Unrestricted

COST OBJECT	Dollar	FACULTY FTE	NON FACULTY Dollar	FTE	EMPLOYEE BENEFITS	PERSONAL SERVICE CREDITS	TOTAL PERSONAL SERVICES	TOTAL OPERATING EXPENSES	TOTAL	
31-1201-0004	Dean Graduate Studies	0	0.00	465,758	7.50	203,369	0	669,127	27,730	696,857
31-1201-0044	Graduate Application Fee(\$25)	0	0.00	0	0.00	0	0	0	19,756	19,756
31-1201-0094	POE-Graduate Student Stipends	0	0.00	261,453	0.00	0	0	261,453	0	261,453
31-1201-0104	Graduate Assistantships	0	0.00	607,279	0.00	159,411	0	766,690	0	766,690
31-1201-0200	VCAA - eLearning	0	0.00	164,471	3.65	87,457	0	251,928	50,000	301,928
31-1201-0430	E Learn Mod-Student	0	0.00	26,920	0.00	0	0	26,920	0	26,920
31-1203-0001	Post Doctoral Education Office	7,523	0.48	84,007	1.15	49,504	0	141,034	0	141,034
31-1209-0001	Vice Chancellor Research	0	0.00	0	7.08	0	0	0	0	0
31-1209-0030	DRC Research Resources Office	0	0.00	0	1.40	0	0	0	0	0
31-1209-0040	Institutional Research Resource Office	0	0.00	0	3.00	0	0	0	0	0
31-1209-0050	POE-Biomedical Informatics Director	30,400	0.21	213,976	1.90	0	0	244,376	0	244,376
31-1209-0100	Governmental Relations	0	0.00	0	1.00	0	0	0	0	0
31-1209-1052	COMP MED STATE ACCT	0	0.00	74,998	0.68	0	0	74,998	11,343	86,341
TOTAL		37,923	0.70	1,898,862	27.36	499,741	0	2,436,526	108,829	2,545,355

UNMC-Federal Advance-737 Federal/Restricted

COST OBJECT	Dollar	FACULTY FTE	NON FACULTY Dollar	FTE	EMPLOYEE BENEFITS	PERSONAL SERVICE CREDITS	TOTAL PERSONAL SERVICES	TOTAL OPERATING EXPENSES	TOTAL	
35-1209-2000001	Small Business Innovation Research (SBIR)	0	0.00	20,255	0.33	4,536	0	24,791	0	24,791
35-1209-3002001	Omaha Medical Technology Pipeline	0	0.00	7,410	0.05	1,659	0	9,069	0	9,069
TOTAL		0	0.00	27,665	0.38	6,195	0	33,860	0	33,860

UNMC-Trust-Grant/Cont/Loan/End-738 Trust/Restricted

COST OBJECT	Dollar	FACULTY FTE	NON FACULTY Dollar	FTE	EMPLOYEE BENEFITS	PERSONAL SERVICE CREDITS	TOTAL PERSONAL SERVICES	TOTAL OPERATING EXPENSES	TOTAL	
36-1209-3008001	Support for the launch of Opportunity Co	0	0.00	4,307	0.05	1,128	0	5,435	0	5,435
37-1201-2002001	uBeats Olson Foundation	0	0.00	95,275	1.50	24,959	0	120,234	0	120,234
37-1209-2003002	Regenerative Med Sarvetnick Start-up	0	0.00	21,136	0.50	5,537	0	26,673	0	26,673
37-1209-2003004	Administrator Salary	0	0.00	103,079	1.50	27,003	0	130,082	0	130,082
37-1209-2003005	Director Salary	92,469	0.20	40,532	0.00	34,842	0	167,843	0	167,843
37-1209-2003007	Reg Med Faculty Salary	200,069	1.37	0	0.00	52,412	0	252,481	0	252,481

COST OBJECT LISTING BY SUB PROGRAM
2023-2024 GENERAL OPERATING BUDGET
UNIVERSITY OF NEBRASKA MEDICAL CENTER

SUBPROGRAM #/NAME: 12 Graduate Studies and Research

UNMC-Trust-Grant/Cont/Loan/End-738 Trust/Restricted

COST OBJECT	Dollar	FACULTY	NON FACULTY		EMPLOYEE BENEFITS	PERSONAL SERVICE CREDITS	TOTAL PERSONAL SERVICES	TOTAL OPERATING EXPENSES	TOTAL
		FTE	Dollar	FTE					
37-1209-2003020 Zhao SiWei Start-up	0	0.00	5,134	0.10	1,344	0	6,478	0	6,478
37-1209-2003987 COSTSHARING/ 36-5224-2281-001	6,639	0.06	0	0.00	1,740	0	8,379	0	8,379
TOTAL	299,177	1.63	269,463	3.65	148,965	0	717,605	0	717,605

UNMC-Auxiliary-739 Auxiliaries & Services/Restricted

COST OBJECT	Dollar	FACULTY	NON FACULTY		EMPLOYEE BENEFITS	PERSONAL SERVICE CREDITS	TOTAL PERSONAL SERVICES	TOTAL OPERATING EXPENSES	TOTAL
		FTE	Dollar	FTE					
33-1201-4000 Elearn Admin Fee	0	0.00	59,476	1.05	16,412	0	75,888	0	75,888
33-1209-0142 Adv Microscopy Core	15,386	0.20	125,543	1.53	38,892	0	179,821	0	179,821
33-1209-0182 Cell Analysis Core	0	0.00	148,467	1.91	40,972	0	189,439	0	189,439
33-1209-0332 MGE Core Facility	0	0.00	264,732	2.25	73,057	0	337,789	0	337,789
33-1209-0400 Mass Spectrometry Protein Core Facility	67,963	1.09	154,678	2.24	61,443	0	284,084	0	284,084
33-1209-0402 Electronic Hlth Record Rsch Core	0	0.00	231,203	2.87	63,804	0	295,007	0	295,007
33-1209-0410 Research Editorial Office	0	0.00	1,085	0.01	300	0	1,385	0	1,385
33-1209-0415 Research IT Office	0	0.00	364,523	5.10	100,595	0	465,118	0	465,118
33-1209-0418 COMPUTATION CHEMCORE	0	0.00	60,076	0.51	16,578	0	76,654	0	76,654
33-1209-0425 Nanoimaging Core	0	0.00	62,676	1.05	17,297	0	79,973	0	79,973
33-1209-0430 Animal Behav Core	15,860	0.19	119,058	1.87	37,233	0	172,151	0	172,151
33-1209-0432 BSL3 Core Facility	25,939	0.32	13,085	0.31	10,769	0	49,793	0	49,793
33-1209-0600 Center for Clinical and Translatio Rsrh	0	0.00	2,267,079	33.30	625,640	0	2,892,719	3,851	2,896,570
33-1209-0605 ClinTrlMgmtSys-CapOp	0	0.00	55,798	0.70	15,398	0	71,196	0	71,196
33-1209-0700 EXPORT CONTROL	0	0.00	13,264	2.35	3,663	0	16,927	0	16,927
33-1209-0840 Electr Micspy Core	8,343	0.07	102,528	1.60	30,597	0	141,468	0	141,468
33-1209-0842 NEXT GEN SEQ CORE	78,568	0.58	147,909	2.45	62,501	0	288,978	0	288,978
33-1209-0854 Nebraska Biobank	0	0.00	117,192	2.01	32,342	0	149,534	0	149,534
33-1209-1006 COMP MED PER DIEM	0	0.00	1,149,718	22.67	317,286	0	1,467,004	770,786	2,237,790
33-1209-1007 COMP MED TECH SERV	0	0.00	319,655	5.20	88,214	0	407,869	0	407,869
33-1209-1009 COMP MED F&A	0	0.00	572,616	4.48	158,024	0	730,640	0	730,640
33-1209-1012 COMP MED VET SERV	0	0.00	256,043	3.29	70,659	0	326,702	0	326,702
33-1209-3000 COSTSHARING/ 36-5150-2085-101	9,217	0.07	0	0.00	2,544	0	11,761	0	11,761
TOTAL	221,276	2.52	6,606,404	98.74	1,884,220	0	8,711,900	774,637	9,486,537
SUB PROGRAM TOTAL	558,376	5	8,802,394	130	2,539,121	0	11,899,891	883,466	12,783,357

SUBPROGRAM #/NAME: 16 McGoogan Health Sciences Library

UNMC-State General Fund-731 State & University Generated/Unrestricted

COST OBJECT	Dollar	FACULTY	NON FACULTY		EMPLOYEE BENEFITS	PERSONAL SERVICE CREDITS	TOTAL PERSONAL SERVICES	TOTAL OPERATING EXPENSES	TOTAL
		FTE	Dollar	FTE					
31-1601-0006 Library Salaries	1,144,635	16.82	558,238	8.44	599,730	0	2,302,603	0	2,302,603
31-1601-3029 COSTSHARING/36-0115-1005-010	4,419	0.05	0	0.00	1,387	0	5,806	0	5,806
31-1603-0006 Library General	0	0.00	0	0.00	0	0	0	59,038	59,038
31-1607-0006 Library Acquisitions	0	0.00	0	0.00	0	0	0	672,137	672,137
TOTAL	1,149,054	16.88	558,238	8.44	601,117	0	2,308,409	731,175	3,039,584

UNMC-Auxiliary-739 Auxiliaries & Services/Restricted

COST OBJECT	Dollar	FACULTY	NON FACULTY		EMPLOYEE BENEFITS	PERSONAL SERVICE CREDITS	TOTAL PERSONAL SERVICES	TOTAL OPERATING EXPENSES	TOTAL
		FTE	Dollar	FTE					
33-1651-0126 Printing & Dup-Library Bindery	0	0.00	0	0.00	0	0	0	3,000	3,000

COST OBJECT LISTING BY SUB PROGRAM
2023-2024 GENERAL OPERATING BUDGET
UNIVERSITY OF NEBRASKA MEDICAL CENTER

SUBPROGRAM #/NAME: 16 McGoogan Health Sciences Library

UNMC-Auxiliary-739 Auxiliaries & Services/Restricted

COST OBJECT	Dollar	FACULTY	NON FACULTY		EMPLOYEE BENEFITS	PERSONAL SERVICE CREDITS	TOTAL PERSONAL SERVICES	TOTAL OPERATING EXPENSES	TOTAL
		FTE	Dollar	FTE					
33-1652-1446	Acquisition Partners	0	0.00	0	0.00	0	0	10,000	10,000
33-1652-1476	Interlibrary Loans	0	0.00	0	0.00	0	0	5,000	5,000
33-1652-1500	Student Library Fees	0	0.00	0	0.00	0	0	925,000	925,000
33-1652-1501	Stdnt LibraryFeeNRes	0	0.00	0	0.00	0	0	75,000	75,000
33-1652-5001	Library 04/05 Reallocation	20,122	0.29	102,520	2.21	33,846	0	156,488	132,453
33-1652-6201	CHMC Resources	0	0.00	0	0.00	0	0	130,000	130,000
33-1652-6202	CHMC Admin	56,392	0.83	12,220	0.30	18,936	0	87,548	40,000
33-1652-6203	CHMC ILL	0	0.00	0	0.00	0	0	5,000	5,000
33-1652-6301	NM Resources	0	0.00	0	0.00	0	0	38,000	38,000
33-1652-6302	NM Admin	0	0.00	0	0.00	0	0	20,000	20,000
33-1652-6303	NM ILL	0	0.00	0	0.00	0	0	1,000	1,000
TOTAL	76,514	1.12	114,740	2.51	52,782	0	244,036	1,384,453	1,628,489
SUB PROGRAM TOTAL	1,225,568	18	672,978	11	653,899	0	2,552,445	2,115,628	4,668,073

SUBPROGRAM #/NAME: 18 College of Nursing

UNMC-State General Fund-731 State & University Generated/Unrestricted

COST OBJECT	Dollar	FACULTY	NON FACULTY		EMPLOYEE BENEFITS	PERSONAL SERVICE CREDITS	TOTAL PERSONAL SERVICES	TOTAL OPERATING EXPENSES	TOTAL
		FTE	Dollar	FTE					
31-1801-0010	CON Office	21,088	1.50	1,119,351	10.30	358,226	0	1,498,665	1,498,665
31-1801-0015	POE-Expansion of BSN Enrollments	310,997	4.29	75,116	1.00	91,543	0	477,656	477,656
31-1801-0016	POE-Interdiscipl Bio Prep Train Sim	143,371	1.46	135,832	1.90	0	0	279,203	279,203
31-1801-0034	CON Learning Center	89,065	1.00	29,188	1.64	42,197	0	160,450	160,450
31-1801-0101	CON-Academic Programs	242,744	2.00	308,270	4.65	130,042	0	681,056	681,056
31-1801-0103	Student Services	0	0.00	338,137	5.20	73,499	0	411,636	411,636
31-1801-0115	CON OWW RN-BSN	371,576	4.67	1,500	0.00	35,109	0	408,185	408,185
31-1801-0200	CON Omaha Division	5,628,210	48.12	355,551	5.00	1,607,302	0	7,591,063	7,591,063
31-1801-0334	CON Distr Of Indirect Cost	0	0.00	63,517	1.00	19,946	0	83,463	83,463
31-1801-3025	CENTRIC SUPPORT	0	0.00	57,567	1.00	18,077	0	75,644	75,644
31-1801-3029	COSTSHARING/36-0115-1005-010	5,608	0.05	0	0.00	1,761	0	7,369	7,369
31-1805-0001	Nursing Instruct-General Summer Ses	154,955	0.30	0	0.00	0	0	154,955	154,955
31-1813-0011	Niedfelt Nsg Rsch Ctr	163,105	1.34	195,479	3.00	79,910	0	438,494	438,494
31-1822-0014	CON Administration - Lincoln	2,777,887	26.75	345,198	6.12	1,036,580	0	4,159,665	4,159,665
31-1822-3013	COSTSHARING/ 36-1822-2005-001	9,302	0.05	0	0.00	2,921	0	12,223	12,223
31-1822-3014	COSTSHARING/37-1813-2008-001	825	0.01	0	0.00	259	0	1,084	1,084
31-1824-0021	Nursing Instruct-General West Nebraska	776,740	8.70	230,974	4.00	331,422	0	1,339,136	1,339,136
31-1825-0031	Nursing Instr - Kearney	960,005	12.85	180,824	3.50	374,406	0	1,515,235	1,515,235
31-1825-9000	CON-Kearney Expansion Project	872,241	10.55	226,327	3.89	239,546	0	1,338,114	8,293
31-1826-0001	College of Nursing - Northern Division	1,019,553	12.39	302,440	4.85	433,349	0	1,755,342	1,755,342
31-1826-3002	COSTSHARING/37-1813-2008-001	667	0.01	0	0.00	209	0	876	876
31-1899-0088	Nursing-Prior Year Balance	45,385	0.50	0	0.00	14,250	0	59,635	59,635
TOTAL	13,593,324	136.54	3,965,271	57.05	4,890,554	0	22,449,149	8,293	22,457,442

UNMC-Federal Letter of Credit-736 Federal/Restricted

COST OBJECT	Dollar	FACULTY	NON FACULTY		EMPLOYEE BENEFITS	PERSONAL SERVICE CREDITS	TOTAL PERSONAL SERVICES	TOTAL OPERATING EXPENSES	TOTAL
		FTE	Dollar	FTE					
34-1805-1016003	Activating Veterans: The Call to Primary	0	0.00	24,500	0.35	5,488	0	29,988	29,988
34-1805-1017003	Increasing Access to Integrated Behavior	0	0.00	65,238	1.00	14,611	0	79,849	79,849
34-1805-1020001	Nebraska Collaborative Investment in Nur	44,555	0.53	0	0.00	9,980	0	54,535	54,535

COST OBJECT LISTING BY SUB PROGRAM
2023-2024 GENERAL OPERATING BUDGET
UNIVERSITY OF NEBRASKA MEDICAL CENTER

SUBPROGRAM #/NAME: 18 College of Nursing

UNMC-Federal Letter of Credit-736 Federal/Restricted

COST OBJECT	Dollar	FACULTY	NON FACULTY		EMPLOYEE BENEFITS	PERSONAL SERVICE CREDITS	TOTAL PERSONAL SERVICES	TOTAL OPERATING EXPENSES	TOTAL	
		FTE	Dollar	FTE						
34-1805-1020002	Nebraska Collaborative Investment in Nur	177,771	1.55	171,655	2.65	78,259	0	427,685	0	427,685
34-1805-1021001	College of Nursing	111,676	0.87	66,704	0.88	39,951	0	218,331	0	218,331
34-1805-2005004	A State-Wide Nursing Education Model for	0	0.00	24,500	0.35	5,488	0	29,988	0	29,988
34-1805-2006001	Cancer- Related Fatigue and the Adaptive	0	0.00	23,176	0.50	5,190	0	28,366	0	28,366
34-1805-2007001	Managing Fatigue Using Virtual Reality f	84,970	0.50	109,312	1.60	43,513	0	237,795	0	237,795
34-1805-2009001	College of Nursing	43,156	0.27	0	0.00	9,665	0	52,821	0	52,821
34-1805-2010001	College of Nursing	83,763	0.65	0	0.00	18,760	0	102,523	0	102,523
34-1822-1001001	Developing a State-Wide Primary Care NP	167,410	1.17	29,994	0.38	44,212	0	241,616	0	241,616
34-1822-2005001	College of Nursing	38,672	0.30	0	0.00	8,661	0	47,333	0	47,333
TOTAL	751,973	5.83	515,079	7.71	283,778	0	1,550,830	0	1,550,830	

UNMC-Trust-Grant/Cont/Loan/End-738 Trust/Restricted

COST OBJECT	Dollar	FACULTY	NON FACULTY		EMPLOYEE BENEFITS	PERSONAL SERVICE CREDITS	TOTAL PERSONAL SERVICES	TOTAL OPERATING EXPENSES	TOTAL	
		FTE	Dollar	FTE						
36-1805-2032001	Mild Cognitive Impairment: The Burden of	1,193	0.01	0	0.00	313	0	1,506	0	1,506
36-1805-2034002	Clinical Effectiveness of the PICU Up!	22,462	0.12	0	0.00	5,884	0	28,346	0	28,346
36-1822-2007002	Native Center for Alcohol Research and E	1,185	0.01	4,601	0.05	1,515	0	7,301	0	7,301
36-1822-2008001	College of Nursing	1,181	0.01	0	0.00	309	0	1,490	0	1,490
36-1823-2001001	College of Nursing	78,726	1.04	21,000	0.30	26,126	0	125,852	0	125,852
37-1801-4001001	CON Development Fund	431,935	3.00	0	0.00	113,153	0	545,088	0	545,088
37-1801-4001036	Omaha Division Development	38,616	0.40	67,923	1.00	27,910	0	134,449	0	134,449
37-1801-4001040	CCC Development	0	0.00	3,000	0.00	786	0	3,786	0	3,786
37-1801-4002001	Morehead Center for Nursing Practice	0	0.00	24,824	0.50	6,503	0	31,327	0	31,327
37-1813-2008001	CON	1,181	0.01	0	0.00	309	0	1,490	0	1,490
37-1813-4001001	College Of Nursing - Nnrc	0	0.00	24,036	0.50	6,296	0	30,332	0	30,332
37-1822-4001001	Lincoln Development	100,612	0.96	0	0.00	26,357	0	126,969	0	126,969
37-1824-3001001	CON West Nebraska Division Support	13,845	0.20	0	0.00	3,627	0	17,472	0	17,472
37-1824-3001005	CON WND Accelerated Program Support	43,540	0.50	0	0.00	11,408	0	54,948	0	54,948
TOTAL	734,476	6.26	145,384	2.35	230,496	0	1,110,356	0	1,110,356	

UNMC-Auxiliary-739 Auxiliaries & Services/Restricted

COST OBJECT	Dollar	FACULTY	NON FACULTY		EMPLOYEE BENEFITS	PERSONAL SERVICE CREDITS	TOTAL PERSONAL SERVICES	TOTAL OPERATING EXPENSES	TOTAL	
		FTE	Dollar	FTE						
33-1852-0016	CON-Course Fees-UNMC	0	0.00	315,969	6.00	87,198	0	403,167	40,000	443,167
33-1852-0017	CON-Lab Fees-UNMC	0	0.00	53,025	1.00	14,632	0	67,657	45,000	112,657
33-1852-0018	CON-Distributive Learning-UNMC	0	0.00	169,052	3.00	46,653	0	215,705	65,000	280,705
33-1852-0019	CON-Other Fees-UNMC	0	0.00	0	0.00	0	0	0	402,000	402,000
33-1852-0020	CON-Omaha Technology Fee	0	0.00	0	0.00	0	0	0	75,000	75,000
33-1852-0026	Sen Fees - Scottsbluff	0	0.00	0	0.00	0	0	0	800	800
33-1852-0066	Sen Fees - Norfolk	0	0.00	0	0.00	0	0	0	900	900
33-1852-0101	CON Application Fees	0	0.00	0	0.00	0	0	0	8,000	8,000
33-1852-2229	CON-Other Fees-UNL	0	0.00	0	0.00	0	0	0	700	700
33-1852-3341	CON FEE CRSE RNBSN	0	0.00	26,882	0.35	7,420	0	34,302	0	34,302
33-1854-0005	CBH Development-Morris	0	0.00	0	0.00	0	0	0	5,161	5,161
33-1854-0016	C Miller Professional Development	0	0.00	0	0.00	0	0	0	40,000	40,000
33-1854-0020	CON-Wellness for Women	0	0.00	0	0.00	0	0	0	109	109
33-1854-0030	Northern Division	0	0.00	0	0.00	0	0	0	70,000	70,000
33-1854-0036	Nursing-Learning Center	0	0.00	0	0.00	0	0	0	7,700	7,700
33-1854-0100	Evaluation Contracts-Kaiser	0	0.00	0	0.00	0	0	0	5,000	5,000
33-1854-0110	Aguirre Additional Comp Fund	0	0.00	0	0.00	0	0	0	450	450

COST OBJECT LISTING BY SUB PROGRAM
2023-2024 GENERAL OPERATING BUDGET
UNIVERSITY OF NEBRASKA MEDICAL CENTER

SUBPROGRAM #/NAME: 18 College of Nursing

UNMC-Auxiliary-739 Auxiliaries & Services/Restricted

COST OBJECT	Dollar	FACULTY	NON FACULTY		EMPLOYEE BENEFITS	PERSONAL	TOTAL	TOTAL	TOTAL
		FTE	Dollar	FTE		SERVICE CREDITS	PERSONAL SERVICES	OPERATING EXPENSES	
33-1854-0600 CON - Equip Maint Contracts	0	0.00	74,755	1.00	20,631	0	95,386	117,000	212,386
33-1854-0601 CON - Eq Maint Cntrct UNL	0	0.00	0	0.00	0	0	0	3,000	3,000
33-1854-0602 CON-Eq Maint Cntrct Sctblf	0	0.00	0	0.00	0	0	0	3,000	3,000
33-1854-0603 CON-Eq Maint Cntrct UNK	0	0.00	0	0.00	0	0	0	3,000	3,000
TOTAL	0	0.00	639,683	11.35	176,534	0	816,217	891,820	1,708,037
SUB PROGRAM TOTAL	15,079,773	149	5,265,417	78	5,581,362	0	25,926,552	900,113	26,826,665

SUBPROGRAM #/NAME: 19 Eppley Research Institute

UNMC-State General Fund-731 State & University Generated/Unrestricted

COST OBJECT	Dollar	FACULTY	NON FACULTY		EMPLOYEE BENEFITS	PERSONAL	TOTAL	TOTAL	TOTAL
		FTE	Dollar	FTE		SERVICE CREDITS	PERSONAL SERVICES	OPERATING EXPENSES	
31-1905-0002 Eppley Administration	51,693	0.60	646,679	9.52	208,160	0	906,532	74,446	980,978
31-1905-0006 Education & Outreach	0	0.00	136,887	2.23	42,983	0	179,870	10,000	189,870
31-1905-0012 Eppley Director	0	0.00	70,635	0.55	22,179	0	92,814	24,465	117,279
31-1905-0015 FACULTY ADMIN	632,710	0.00	10,000	0.00	209,311	0	852,021	0	852,021
31-1905-0022 Eppley Faculty Research	880,785	6.30	0	0.00	296,566	0	1,177,351	0	1,177,351
31-1905-0032 Eppley Facilities & Maintenance	0	0.00	107,176	1.55	33,653	0	140,829	34,890	175,719
31-1905-0102 Eppley Recruitment	0	0.00	0	0.00	0	0	0	15,267	15,267
31-1905-0402 Research Seminars	0	0.00	0	0.00	0	0	0	10,000	10,000
31-1905-0502 Eppley Computing Technologies	0	0.00	158,639	1.75	49,813	0	208,452	14,000	222,452
31-1905-7315 COSTSHARING 35-1905-3023-001	15,610	0.11	0	0.00	4,902	0	20,512	0	20,512
31-1905-7325 COSTSHARING/ 36-1905-2372-001	4,176	0.05	0	0.00	1,311	0	5,487	0	5,487
31-1905-7326 COSTSHARING/ 36-1905-2254-031	49,384	0.27	0	0.00	15,506	0	64,890	0	64,890
31-1905-7327 COSTSHARING/ 35-1905-2046-001	11,894	0.06	0	0.00	3,735	0	15,629	0	15,629
31-1905-7328 COSTSHARING/36-1905-2374-001	12,244	0.12	0	0.00	3,845	0	16,089	0	16,089
31-1905-7329 COSTSHARING/35-1905-2045-001	52,001	0.19	0	0.00	16,328	0	68,329	0	68,329
31-1905-7330 COSTSHARING/ 34-1905-2244-105	106,050	0.60	0	0.00	33,299	0	139,349	0	139,349
31-1905-7331 COSTSHARING/ 36-1905-2377-001	22,285	0.17	0	0.00	6,998	0	29,283	0	29,283
TOTAL	1,838,832	8.47	1,130,016	15.60	948,589	0	3,917,437	183,068	4,100,505

UNMC-Federal Letter of Credit-736 Federal/Restricted

COST OBJECT	Dollar	FACULTY	NON FACULTY		EMPLOYEE BENEFITS	PERSONAL	TOTAL	TOTAL	TOTAL
		FTE	Dollar	FTE		SERVICE CREDITS	PERSONAL SERVICES	OPERATING EXPENSES	
34-1901-2203002 Administration	0	0.00	96,136	1.40	21,530	0	117,666	0	117,666
34-1901-2203003 Leadership, Planning, & Evaluation	128,531	0.70	193,052	0.75	72,025	0	393,608	0	393,608
34-1901-2203004 Scientific Research Program Leaders	146,958	1.53	0	0.00	32,914	0	179,872	0	179,872
34-1901-2203006 Community Outreach & Engagement	2,429	0.01	42,638	0.60	10,094	0	55,161	0	55,161
34-1901-2203007 Clinical Protocol & Data Mgmt	4,074	0.04	59,079	0.95	14,145	0	77,298	0	77,298
34-1901-2203008 Protocol Review & Monitoring System	4,307	0.05	59,079	0.95	14,197	0	77,583	0	77,583
34-1901-2203009 Shared Resource Management	0	0.00	16,381	0.20	3,669	0	20,050	0	20,050
34-1901-2203010 Cancer Research Training & Educ. Coord.	0	0.00	16,536	0.25	3,705	0	20,241	0	20,241
34-1901-2203011 Advanced Microscopy	5,942	0.08	0	0.00	1,331	0	7,273	0	7,273
34-1901-2203012 Bioinformatics	10,185	0.06	27,819	0.50	8,512	0	46,516	0	46,516
34-1901-2203013 Biostatistics	27,887	0.21	9,203	0.10	8,307	0	45,397	0	45,397
34-1901-2203014 Flow Cytometry	0	0.00	37,576	0.55	8,417	0	45,993	0	45,993
34-1901-2203015 Molecular Biology	15,443	0.15	55,137	1.00	15,808	0	86,388	0	86,388
34-1901-2203016 Preclinical Imaging Center	3,961	0.05	0	0.00	887	0	4,848	0	4,848
34-1901-2203017 Structural Biology	46,993	0.62	30,297	0.35	17,310	0	94,600	0	94,600

COST OBJECT LISTING BY SUB PROGRAM
2023-2024 GENERAL OPERATING BUDGET
UNIVERSITY OF NEBRASKA MEDICAL CENTER

SUBPROGRAM #/NAME: 19 Eppley Research Institute

UNMC-Federal Letter of Credit-736 Federal/Restricted

COST OBJECT	Dollar	FACULTY	NON FACULTY		EMPLOYEE BENEFITS	PERSONAL SERVICE CREDITS	TOTAL PERSONAL SERVICES	TOTAL OPERATING EXPENSES	TOTAL
		FTE	Dollar	FTE					
34-1901-2203018 Tissue Science Support	10,185	0.12	27,206	0.50	8,374	0	45,765	0	45,765
34-1901-2203019 Lymphoma Support	2,037	0.02	6,273	0.10	1,861	0	10,171	0	10,171
34-1901-2203020 Tumor Procurement Support	10,185	0.22	22,868	0.50	7,403	0	40,456	0	40,456
34-1905-2244105 Administrative Core	68,651	0.52	36,743	0.50	23,604	0	128,998	0	128,998
34-1905-2244125 Epigenetic Regulation of PDAC Subtypes b	0	0.00	23,078	0.40	5,169	0	28,247	0	28,247
34-1905-2244155 Defining the Spectrum of PDAC Genetic Va	12,837	0.14	14,424	0.25	6,105	0	33,366	0	33,366
34-1905-2244405 Target Validation Core 3	22,211	0.22	60,204	0.95	18,458	0	100,873	0	100,873
34-1905-2244555 Mathew Pilot	48,204	0.57	0	0.00	10,795	0	58,999	0	58,999
34-1905-2244655 Choi Pilot	48,204	0.57	0	0.00	10,795	0	58,999	0	58,999
34-1905-2244755 Ramanathan Pilot	40,000	0.67	0	0.00	8,959	0	48,959	0	48,959
34-1905-2244855 Schott Pilot	56,606	0.21	4,754	0.10	13,742	0	75,102	0	75,102
34-1905-2244955 Yoo Pilot	44,064	0.23	16,973	0.49	13,670	0	74,707	0	74,707
34-1905-2249011 Translesion Synthesis DNA Polymerases an	56,758	0.43	33,255	0.87	20,160	0	110,173	0	110,173
34-1905-2251001 Mechanisms of Genome Instability in Tumo	56,758	0.43	33,612	0.88	20,240	0	110,610	0	110,610
34-1905-2251101 Restricted supplement for Bradley Presto	68,755	0.41	0	0.00	15,399	0	84,154	0	84,154
34-1905-2255101 Geranylgeranyl diphosphate synthase inhi	4,682	0.03	57,776	1.02	13,988	0	76,446	0	76,446
34-1905-2257001 Novel Mechanisms Controlling SCLC Tumor	21,210	0.12	3,211	0.05	5,469	0	29,890	0	29,890
34-1905-2259001 Critical Resources Provided by UNMC RAP	84,698	1.00	0	0.00	18,970	0	103,668	0	103,668
34-1905-2261001 UPR Activators for Cancer Therapy	100,880	1.33	177,687	3.00	62,391	0	340,958	0	340,958
34-1905-2262305 Ignite-Engage-Sustain: A comprehensive A	8,784	0.06	0	0.00	1,967	0	10,751	0	10,751
34-1905-2263101 Insight into the mechanism of action of	7,025	0.05	6,663	0.08	3,066	0	16,754	0	16,754
34-1905-2264001 Eppley	46,828	0.32	113,038	2.25	35,805	0	195,671	0	195,671
34-1905-2265001 Eppley	65,840	0.50	16,973	0.30	18,547	0	101,360	0	101,360
34-1905-2266001 Eppley	9,801	0.05	48,422	0.75	13,040	0	71,263	0	71,263
34-1905-2267001 Eppley	56,315	0.72	0	0.00	12,612	0	68,927	0	68,927
34-1905-2268101 Hollingsworth Portion	44,384	0.49	127,621	1.90	38,523	0	210,528	0	210,528
34-1905-2268201 Batra Project	34,088	0.51	17,344	0.30	11,518	0	62,950	0	62,950
34-1905-2269001 Eppley	21,156	0.13	31,290	0.70	11,746	0	64,192	0	64,192
TOTAL	1,447,856	13.54	1,522,348	23.49	665,227	0	3,635,431	0	3,635,431

UNMC-Federal Advance-737 Federal/Restricted

COST OBJECT	Dollar	FACULTY	NON FACULTY		EMPLOYEE BENEFITS	PERSONAL SERVICE CREDITS	TOTAL PERSONAL SERVICES	TOTAL OPERATING EXPENSES	TOTAL
		FTE	Dollar	FTE					
35-1905-2045001 Targeting a Novel EHD2-SOCE Prometastati	27,479	0.50	0	0.00	6,154	0	33,633	0	33,633
35-1905-2046001 Dissecting the Druggable PP2A Interactom	49,963	0.89	0	0.00	11,190	0	61,153	0	61,153
35-1905-2047101 Borgstahl Portion	7,805	0.05	0	0.00	1,748	0	9,553	0	9,553
35-1905-2047201 Bessho Portion	3,605	0.03	41,189	0.75	10,034	0	54,828	0	54,828
35-1905-2047301 Natarajan Portion	6,855	0.04	0	0.00	1,535	0	8,390	0	8,390
35-1905-2048001 Inhibiting Bone Destruction by Prostate	68,563	0.62	0	0.00	15,356	0	83,919	0	83,919
35-1905-2050001 Eppley	40,876	0.29	57,973	1.30	22,139	0	120,988	0	120,988
35-1905-2051001 Eppley	23,030	0.15	0	0.00	5,157	0	28,187	0	28,187
TOTAL	228,176	2.57	99,162	2.05	73,313	0	400,651	0	400,651

UNMC-Trust-Grant/Cont/Loan/End-738 Trust/Restricted

COST OBJECT	Dollar	FACULTY	NON FACULTY		EMPLOYEE BENEFITS	PERSONAL SERVICE CREDITS	TOTAL PERSONAL SERVICES	TOTAL OPERATING EXPENSES	TOTAL
		FTE	Dollar	FTE					
36-1905-2350001 Enhanced microbiological evaluation of B	13,150	0.13	0	0.00	3,445	0	16,595	0	16,595
36-1905-2352001 Collagen Sequence Variants in Racial Dis	7,923	0.10	0	0.00	2,075	0	9,998	0	9,998
36-1905-2364001 Targeting Vulnerabilities in Copper Meta	10,605	0.07	0	0.00	2,778	0	13,383	0	13,383
36-1905-2365001 Targeting CBL/CBL-B Dependent Cancer Ste	61,645	0.63	20,461	0.45	21,509	0	103,615	0	103,615

COST OBJECT LISTING BY SUB PROGRAM
2023-2024 GENERAL OPERATING BUDGET
UNIVERSITY OF NEBRASKA MEDICAL CENTER

SUBPROGRAM #/NAME: 19 Eppley Research Institute

UNMC-Trust-Grant/Cont/Loan/End-738 Trust/Restricted

COST OBJECT	Dollar	FACULTY		NON FACULTY		EMPLOYEE BENEFITS	PERSONAL SERVICE CREDITS	TOTAL PERSONAL SERVICES	TOTAL OPERATING EXPENSES	TOTAL
		FTE	Dollar	FTE	Dollar					
36-1905-2369001 Eppley	0	0.00	8,934	0.25	2,340	0	11,274	0	11,274	
36-1905-2371001 Eppley	0	0.00	9,632	0.15	2,523	0	12,155	0	12,155	
36-1905-2374001 Eppley	0	0.00	51,341	1.00	13,450	0	64,791	0	64,791	
36-1905-2375001 Eppley	89,204	1.33	0	0.00	23,368	0	112,572	0	112,572	
36-1905-2376001 Eppley	4,279	0.05	5,770	0.10	2,633	0	12,682	0	12,682	
36-1905-2378001 Eppley	71,351	0.88	21,967	0.50	24,446	0	117,764	0	117,764	
36-1905-2379001 Eppley	25,740	0.21	22,633	0.40	12,672	0	61,045	0	61,045	
36-1905-2380001 Eppley	15,278	0.19	20,206	0.25	9,295	0	44,779	0	44,779	
37-1905-2003001 Eppley Fdn/Carcinogenesis	0	0.00	149,314	0.32	39,115	0	188,429	0	188,429	
37-1905-2022001 Project Purple Pancreatic Rsrch Master	0	0.00	4,029	0.05	1,055	0	5,084	0	5,084	
37-1905-2025001 Precision Medicine Support at FPBCC	0	0.00	20,616	0.35	5,401	0	26,017	0	26,017	
37-1905-2067001 Eppley	84,675	1.32	88,021	1.20	45,242	0	217,938	0	217,938	
37-1905-2080001 Eppley	0	0.00	51,341	1.00	13,450	0	64,791	0	64,791	
37-1905-2081001 Eppley	0	0.00	40,000	1.00	10,479	0	50,479	0	50,479	
37-1905-2100105 Cowan PA Assistant	608,916	3.16	24,944	0.06	166,051	0	799,911	0	799,911	
37-1905-2100112 Tahirov	70,502	1.00	100,781	2.00	44,870	0	216,153	0	216,153	
37-1905-2100118 Bergan	90,753	1.55	54,590	1.00	38,075	0	183,418	0	183,418	
37-1905-2100120 Choi	62,782	1.00	0	0.00	16,447	0	79,229	0	79,229	
37-1905-4003001 Edward & Lida Robinson Professor of Can	35,000	0.00	0	0.00	9,169	0	44,169	0	44,169	
37-1905-4005001 FPBCC Deputy Director Position	0	0.00	75,000	0.00	19,648	0	94,648	0	94,648	
37-1905-4006001 Warren & Agnes Ritchie Endowed Profess	15,450	0.00	0	0.00	4,047	0	19,497	0	19,497	
TOTAL	1,267,253	11.62	769,580	10.08	533,583	0	2,570,416	0	2,570,416	

UNMC-Auxiliary-739 Auxiliaries & Services/Restricted

COST OBJECT	Dollar	FACULTY		NON FACULTY		EMPLOYEE BENEFITS	PERSONAL SERVICE CREDITS	TOTAL PERSONAL SERVICES	TOTAL OPERATING EXPENSES	TOTAL
		FTE	Dollar	FTE	Dollar					
33-1953-0550 Crystallography Facility	28,582	0.50	3,738	0.05	8,919	0	41,239	0	41,239	
33-1953-0556 NMR Facility	0	0.00	27,846	0.31	7,685	0	35,531	0	35,531	
TOTAL	28,582	0.50	31,584	0.36	16,604	0	76,770	0	76,770	

SUB PROGRAM TOTAL

4,810,699	37	3,552,690	52	2,237,316	0	10,600,705	183,068	10,783,773
------------------	-----------	------------------	-----------	------------------	----------	-------------------	----------------	-------------------

SUBPROGRAM #/NAME: 20 College of Pharmacy

UNMC-State General Fund-731 State & University Generated/Unrestricted

COST OBJECT	Dollar	FACULTY		NON FACULTY		EMPLOYEE BENEFITS	PERSONAL SERVICE CREDITS	TOTAL PERSONAL SERVICES	TOTAL OPERATING EXPENSES	TOTAL
		FTE	Dollar	FTE	Dollar					
31-2001-0004 College of Pharmacy	337,678	2.29	876,735	7.89	379,926	0	1,594,339	21,383	1,615,722	
31-2001-0050 COP Special Tuition	415,373	2.51	0	0.00	98,794	0	514,167	16,800	530,967	
31-2001-0334 COP Distr Of Indirect Cost	0	0.00	28,311	0.55	8,890	0	37,201	0	37,201	
31-2001-3004 COSTSHARING/ 36-5234-2446-001	3,276	0.02	0	0.00	1,029	0	4,305	0	4,305	
31-2001-3005 COSTSHARING/36-0115-1005-010	9,175	0.06	0	0.00	2,881	0	12,056	0	12,056	
31-2001-3006 COSTSHARING/36-0411-2057-001	8,797	0.05	0	0.00	2,762	0	11,559	0	11,559	
31-2001-5001 Diff Tuition Sup1819	132,000	0.00	0	0.00	0	0	132,000	0	132,000	
31-2001-5003 Chinese Sch Prgm	369,298	3.00	0	0.00	79,222	0	448,520	0	448,520	
31-2005-0001 Pharmaceutical Sciences	1,757,843	9.02	146,909	0.60	476,263	0	2,381,015	38,011	2,419,026	
31-2005-0045 COP- Oupicky Start Up	0	0.00	11,896	0.20	3,735	0	15,631	0	15,631	
31-2005-0061 COP Pharmaceutical Sci-Dev	10,495	0.13	0	0.00	3,295	0	13,790	0	13,790	
31-2005-0094 Pharm Sci Masters Fd	0	0.00	12,420	0.17	3,899	0	16,319	0	16,319	
31-2005-0505 POE-Ctr for Drug Delivery&Nanomedicine	59,532	0.47	24,585	0.50	0	0	84,117	0	84,117	

COST OBJECT LISTING BY SUB PROGRAM
2023-2024 GENERAL OPERATING BUDGET
UNIVERSITY OF NEBRASKA MEDICAL CENTER

SUBPROGRAM #/NAME: 20 College of Pharmacy

UNMC-State General Fund-731 State & University Generated/Unrestricted

COST OBJECT	Dollar	FACULTY		NON FACULTY		EMPLOYEE BENEFITS	PERSONAL SERVICE CREDITS	TOTAL PERSONAL SERVICES	TOTAL OPERATING EXPENSES	TOTAL
		FTE	Dollar	FTE	Dollar					
31-2005-0506	POE-DRUG DISCOVERYID	176,701	1.44	0	0.00	24,830	0	201,531	0	201,531
31-2005-3060	COSTSHARING/ 34-2005-2115-101	14,551	0.11	0	0.00	4,570	0	19,121	0	19,121
31-2005-3061	COSTSHARING/36-0411-2057-001	7,275	0.05	0	0.00	2,284	0	9,559	0	9,559
31-2007-0004	College of Pharmacy General	0	0.00	100,000	5.00	26,250	0	126,250	0	126,250
31-2009-0001	Pharmacy Practice	1,445,673	12.10	119,531	0.50	623,535	0	2,188,739	25,869	2,214,608
31-2009-0051	POE-Pharmaceutical Outcomes	30,752	0.49	0	0.00	4,966	0	35,718	0	35,718
31-2009-0092	COP-KNOELL START UP	0	0.00	56,155	1.00	0	0	56,155	0	56,155
TOTAL		4,778,419	31.74	1,376,542	16.41	1,747,131	0	7,902,092	102,063	8,004,155

UNMC-Federal Letter of Credit-736 Federal/Restricted

COST OBJECT	Dollar	FACULTY		NON FACULTY		EMPLOYEE BENEFITS	PERSONAL SERVICE CREDITS	TOTAL PERSONAL SERVICES	TOTAL OPERATING EXPENSES	TOTAL
		FTE	Dollar	FTE	Dollar					
34-2005-2089105	Nebraska Center fro Nanomed - Admin Core	19,149	0.10	13,910	0.25	7,404	0	40,463	0	40,463
34-2005-2089205	Nebraska Center fro Nanomed - Core One	43,836	0.74	20,000	0.50	14,297	0	78,133	0	78,133
34-2005-2089305	Nebraska Center for Nanomed - Wang	24,933	0.43	42,202	1.00	15,035	0	82,170	0	82,170
34-2005-2089405	Nebraska Center for Nanomed - Zhao	2,982	0.05	60,944	1.19	14,318	0	78,244	0	78,244
34-2005-2089505	Nebraska Center for Nanomed - Davis	2,684	0.05	0	0.00	601	0	3,285	0	3,285
34-2005-2089605	Nebraska Center for Nanomed - Ahmad	2,982	0.05	0	0.00	667	0	3,649	0	3,649
34-2005-2092101	Self-immolative prodrug/miRNA nanopartic	13,466	0.10	11,896	0.20	5,680	0	31,042	0	31,042
34-2005-2094001	Development of delivery methods for comb	32,065	0.30	17,842	0.30	11,178	0	61,085	0	61,085
34-2005-2095001	A ratiometric fluorescent sesnor array f	71,629	0.55	35,940	0.70	24,093	0	131,662	0	131,662
34-2005-2096001	AKR1C3 Inhibitors as Chemotherapeutic Po	26,191	0.19	51,840	1.00	17,476	0	95,507	0	95,507
34-2005-2097001	Optimization of Antischistosomal Chemoty	77,955	1.16	51,765	1.00	29,053	0	158,773	0	158,773
34-2005-2098101	Ronning Portion	49,554	0.28	0	0.00	11,099	0	60,653	0	60,653
34-2005-2100101	Chloroquine-based polymer particles as o	26,507	0.26	17,842	0.30	9,933	0	54,282	0	54,282
34-2005-2101101	Mahato Portion	45,285	0.29	0	0.00	10,142	0	55,427	0	55,427
34-2005-2103001	Development of an NTSR1-Targeted Radioth	44,746	0.30	0	0.00	10,022	0	54,768	0	54,768
34-2005-2104101	Geranylgeranyl diphosphate synthase inhi	12,004	0.08	0	0.00	2,689	0	14,693	0	14,693
34-2005-2106001	Impact of CLDN1 inhibition on chemoresis	33,019	0.20	0	0.00	7,396	0	40,415	0	40,415
34-2005-2108001	Discovery and characterization of select	30,955	0.19	26,000	0.50	12,757	0	69,712	0	69,712
34-2005-2109001	Targeting PI3K/BRD4 and Hedgehog Pathway	60,044	0.75	0	0.00	13,447	0	73,491	0	73,491
34-2005-2110001	Small Molecule Drug Discovery for CLN3 a	34,148	0.24	52,338	1.00	19,369	0	105,855	0	105,855
34-2005-2111001	Nanomedicine of Hedgehog and AKT/ERK Dua	49,162	0.33	103,837	2.35	34,267	0	187,266	0	187,266
34-2005-2112101	Insight into the mechanism of action of	62,970	0.75	28,575	0.75	20,503	0	112,048	0	112,048
34-2005-2113101	Discovery and characterization of select	28,066	0.17	26,000	0.50	12,109	0	66,175	0	66,175
34-2005-2114001	Preclinical development of a novel antib	66,581	0.50	5,134	0.10	16,063	0	87,778	0	87,778
34-2005-2116001	College of Pharmacy	77,945	0.48	0	0.00	17,456	0	95,401	0	95,401
34-2005-2117001	College of Pharmacy	164,407	1.56	25,673	0.50	42,571	0	232,651	0	232,651
34-2005-2120001	College of Pharmacy	79,161	0.76	57,680	1.00	30,648	0	167,489	0	167,489
34-2005-2121101	Mahato Portion	55,722	0.34	0	0.00	12,480	0	68,202	0	68,202
34-2005-2121201	Osna Portion	7,441	0.00	0	0.00	1,667	0	9,108	0	9,108
34-2009-2000301	Dose-Response Relationship and Pharmacok	12,865	0.08	0	0.00	2,882	0	15,747	0	15,747
34-2009-2033001	Clinical Pharmacology of Efavirenz Combi	28,361	0.20	0	0.00	6,352	0	34,713	0	34,713
34-2009-2035001	Investigations of antiretroviral therapy	153,637	1.75	15,219	0.20	37,819	0	206,675	0	206,675
34-2009-2036101	Geranylgeranyl diphosphate synthase inhi	21,651	0.20	0	0.00	4,849	0	26,500	0	26,500
34-2009-2039001	Defective Zn homeostasis impairs host de	29,445	0.16	113,199	2.00	31,948	0	174,592	0	174,592
34-2009-2040101	College of Pharmacy	21,113	0.12	25,671	0.50	10,478	0	57,262	0	57,262
TOTAL		1,512,661	13.69	803,507	15.84	518,748	0	2,834,916	0	2,834,916

COST OBJECT LISTING BY SUB PROGRAM
2023-2024 GENERAL OPERATING BUDGET
UNIVERSITY OF NEBRASKA MEDICAL CENTER

SUBPROGRAM #/NAME: 20 College of Pharmacy

UNMC-Federal Advance-737 Federal/Restricted

COST OBJECT	Dollar	FACULTY	NON FACULTY		EMPLOYEE BENEFITS	PERSONAL	TOTAL	TOTAL	TOTAL	
		FTE	Dollar	FTE		SERVICE CREDITS	PERSONAL SERVICES	OPERATING EXPENSES		
35-2005-2023013	Sequence Specific Targeting of Nucleic A	23,269	0.13	0	0.00	5,210	0	28,479	0	28,479
35-2005-2024001	Collaborative Research: Theoretical and	66,050	1.05	0	0.00	14,793	0	80,843	0	80,843
35-2005-2026001	CAREER: Experimental and Theoretical Stu	11,217	0.08	0	0.00	2,513	0	13,730	0	13,730
35-2005-2027001	Nanoscale structure and dynamics of nucl	28,167	0.30	0	0.00	6,309	0	34,476	0	34,476
35-2005-2028001	Effective oral benzimidazole carbamates	35,363	0.30	37,128	1.00	16,236	0	88,727	0	88,727
35-2005-2029001	The Development of a Macromolecular Dexa	97,182	0.74	25,673	0.50	27,515	0	150,370	0	150,370
35-2005-2030001	College of Pharmacy	26,191	0.19	51,500	1.00	17,400	0	95,091	0	95,091
TOTAL	287,439	2.78	114,301	2.50	89,976	0	491,716	0	491,716	

UNMC-Trust-Grant/Cont/Loan/End-738 Trust/Restricted

COST OBJECT	Dollar	FACULTY	NON FACULTY		EMPLOYEE BENEFITS	PERSONAL	TOTAL	TOTAL	TOTAL	
		FTE	Dollar	FTE		SERVICE CREDITS	PERSONAL SERVICES	OPERATING EXPENSES		
36-2001-2018001	Investigation of persistent HIV Immune s	29,624	0.10	93,412	1.60	32,231	0	155,267	0	155,267
36-2005-1004001	College of Pharmacy	0	0.00	53,560	1.00	14,032	0	67,592	0	67,592
36-2005-2148001	In vitro prediction of in vivo performan	6,231	0.06	0	0.00	1,632	0	7,863	0	7,863
36-2005-2152001	Work order: Bile Acids in DILI	43,952	0.28	0	0.00	11,514	0	55,466	0	55,466
36-2005-2154002	The Role of LPA1 in Periodontal Disease	3,787	0.02	0	0.00	992	0	4,779	0	4,779
36-2005-2163001	In Vitro Assessment of Drug Absorption a	4,002	0.05	0	0.00	1,048	0	5,050	0	5,050
36-2005-2165001	Development of a Targeted Radiotherapeut	1,504	0.01	0	0.00	395	0	1,899	0	1,899
36-2005-2167001	College of Pharmacy	4,013	0.02	0	0.00	1,052	0	5,065	0	5,065
36-2005-2168001	College of Pharmacy	26,191	0.19	51,343	1.00	20,312	0	97,846	0	97,846
36-2009-2050017	Chicago Clinical Trials Unit	7,402	0.04	0	0.00	1,939	0	9,341	0	9,341
36-2009-2070001	Outcomes associated with a collaborative	49,429	0.28	0	0.00	12,948	0	62,377	0	62,377
36-2009-2079001	An intra- and inter-laboratory compariso	0	0.00	7,610	0.10	1,993	0	9,603	0	9,603
36-2009-2080003	Laboratory Center; AIDS Clinical Trials	53,392	0.21	55,693	1.05	28,576	0	137,661	0	137,661
36-2009-2081003	ACTG Protocol Chair Support- A-5362	4,002	0.02	0	0.00	1,048	0	5,050	0	5,050
36-2009-2084002	Leadership and Operations Center (LOC);	8,934	0.06	0	0.00	2,340	0	11,274	0	11,274
36-2009-2085003	ACTG-A5401	20,370	0.07	0	0.00	5,336	0	25,706	0	25,706
36-2009-2086001	Biologic Chemical Threat Characterizatio	12,870	0.15	0	0.00	3,371	0	16,241	0	16,241
36-2009-2088001	Medical Countermeasure Drug Discovery an	42,888	0.45	25,671	0.50	17,961	0	86,520	0	86,520
36-2009-2088101	Medical Countermeasure Drug Discovery an	17,595	0.10	51,491	1.00	18,097	0	87,183	0	87,183
36-2009-2089003	ACTG LOC: PF Chair A5403	8,039	0.05	0	0.00	2,106	0	10,145	0	10,145
36-2009-2090001	Quantify Concentrations of AT9010	10,461	0.03	41,854	0.55	13,705	0	66,020	0	66,020
36-2009-2091001	Characterization of a humanized mouse mo	7,090	0.05	7,954	0.15	3,941	0	18,985	0	18,985
36-2009-2092001	College of Pharmacy	10,185	0.03	25,671	0.50	9,393	0	45,249	0	45,249
36-2009-2093001	College of Pharmacy	10,185	0.03	14,531	0.10	6,476	0	31,192	0	31,192
36-2009-2094001	College of Pharmacy	6,892	0.05	0	0.00	1,805	0	8,697	0	8,697
36-2009-2095001	College of Pharmacy	8,243	0.05	0	0.00	2,159	0	10,402	0	10,402
37-2001-2013001	Peds Clinical Pharmacology	59,144	0.38	45,071	0.85	27,301	0	131,516	0	131,516
TOTAL	456,425	2.78	473,861	8.40	243,703	0	1,173,989	0	1,173,989	

UNMC-Auxiliary-739 Auxiliaries & Services/Restricted

COST OBJECT	Dollar	FACULTY	NON FACULTY		EMPLOYEE BENEFITS	PERSONAL	TOTAL	TOTAL	TOTAL	
		FTE	Dollar	FTE		SERVICE CREDITS	PERSONAL SERVICES	OPERATING EXPENSES		
33-2001-0030	COP COURSE FEE	0	0.00	40,984	0.80	11,310	0	52,294	0	52,294
33-2001-0060	COP Tech Prg Fees	84,705	0.93	21,424	0.50	29,288	0	135,417	0	135,417
33-2001-0200	COP Student Technology Fee	0	0.00	50,415	1.00	13,913	0	64,328	0	64,328
33-2001-0600	COP_Chinese Program Fee	0	0.00	139,566	2.34	38,518	0	178,084	0	178,084
33-2051-0926	Murry Development	1,051	0.01	0	0.00	290	0	1,341	0	1,341

COST OBJECT LISTING BY SUB PROGRAM
2023-2024 GENERAL OPERATING BUDGET
UNIVERSITY OF NEBRASKA MEDICAL CENTER

SUBPROGRAM #/NAME: 20 College of Pharmacy

TOTAL	85,756	0.94	252,389	4.64	93,319	0	431,464	0	431,464
SUB PROGRAM TOTAL	7,120,700	52	3,020,600	48	2,692,877	0	12,834,177	102,063	12,936,240

SUBPROGRAM #/NAME: 22 Other Instruction or Research

UNMC-State General Fund-731 State & University Generated/Unrestricted

COST OBJECT	Dollar	FACULTY	NON FACULTY		EMPLOYEE BENEFITS	PERSONAL SERVICE CREDITS	TOTAL PERSONAL SERVICES	TOTAL OPERATING EXPENSES	TOTAL
		FTE	Dollar	FTE					
31-2211-0004 Chancellor Program Devel	676,839	0.00	453,359	1.00	257,575	0	1,387,773	0	1,387,773
31-2213-0119 Campus Reallocation	1,092,914	0.00	82,165	0.00	0	0	1,175,079	0	1,175,079
31-2213-0200 Int'l Health & Medical Education	0	0.00	157,181	1.26	49,355	0	206,536	0	206,536
31-2213-0301 Assoc Vice Chan Global Enq	0	0.00	96,204	0.30	28,112	0	124,316	0	124,316
31-2213-0500 Faculty Outstanding Performance Stipend	330,396	0.00	0	0.00	86,730	0	417,126	0	417,126
31-2217-0004 Radiation Safety	0	0.00	148,598	5.41	150,022	0	298,620	0	298,620
31-2217-0024 Radiation Waste Disposal	0	0.00	0	0.00	0	0	0	15,711	15,711
31-2217-0054 Chemical Safety	0	0.00	111,586	3.28	52,668	0	164,254	3,719	167,973
31-2217-0104 Chem/Rad Spill Response Team	0	0.00	0	0.00	0	0	0	3,861	3,861
31-2217-0400 UNMC Safety	0	0.00	232,947	3.00	86,775	0	319,722	2,440	322,162
31-2217-0500 Dir-Envirn Hlth Safe	0	0.00	138,423	1.00	55,004	0	193,427	0	193,427
31-2299-0405 Academic Support Services	0	0.00	0	0.00	0	0	0	130,446	130,446
TOTAL	2,100,149	0.00	1,420,463	15.24	766,241	0	4,286,853	156,177	4,443,030

UNMC-State General Fund-731 Cash & Student Contracts/Designated

COST OBJECT	Dollar	FACULTY	NON FACULTY		EMPLOYEE BENEFITS	PERSONAL SERVICE CREDITS	TOTAL PERSONAL SERVICES	TOTAL OPERATING EXPENSES	TOTAL
		FTE	Dollar	FTE					
31-2215-0014 Unbudgeted O/H Income	0	0.00	0	0.00	0	0	0	38,500,000	38,500,000
TOTAL	0	0.00	0	0.00	0	0	0	38,500,000	38,500,000

UNMC-Auxiliary-739 Auxiliaries & Services/Restricted

COST OBJECT	Dollar	FACULTY	NON FACULTY		EMPLOYEE BENEFITS	PERSONAL SERVICE CREDITS	TOTAL PERSONAL SERVICES	TOTAL OPERATING EXPENSES	TOTAL
		FTE	Dollar	FTE					
33-2217-0526 Radiation Safety VA	0	0.00	98,645	1.00	27,222	0	125,867	0	125,867
TOTAL	0	0.00	98,645	1.00	27,222	0	125,867	0	125,867
SUB PROGRAM TOTAL	2,100,149	0	1,519,108	16	793,463	0	4,412,720	38,656,177	43,068,897

SUBPROGRAM #/NAME: 23 Student Aid

UNMC-State General Fund-731 State & University Generated/Unrestricted

COST OBJECT	Dollar	FACULTY	NON FACULTY		EMPLOYEE BENEFITS	PERSONAL SERVICE CREDITS	TOTAL PERSONAL SERVICES	TOTAL OPERATING EXPENSES	TOTAL
		FTE	Dollar	FTE					
31-2313-0007 Collegebound Nebraska	0	0.00	0	0.00	0	0	0	334,000	334,000
TOTAL	0	0.00	0	0.00	0	0	0	334,000	334,000
SUB PROGRAM TOTAL	0	0	0	0	0	0	0	334,000	334,000

SUBPROGRAM #/NAME: 24 International Programs

UNMC-Auxiliary-739 Auxiliaries & Services/Restricted

COST OBJECT	Dollar	FACULTY	NON FACULTY		EMPLOYEE BENEFITS	PERSONAL SERVICE CREDITS	TOTAL PERSONAL SERVICES	TOTAL OPERATING EXPENSES	TOTAL
		FTE	Dollar	FTE					
33-2405-0010 VISA Processing Fees	0	0.00	250,722	3.60	69,191	0	319,913	15,000	334,913

COST OBJECT LISTING BY SUB PROGRAM
2023-2024 GENERAL OPERATING BUDGET
UNIVERSITY OF NEBRASKA MEDICAL CENTER

SUBPROGRAM #/NAME: 24 International Programs

UNMC-Auxiliary-739 Auxiliaries & Services/Restricted

COST OBJECT	Dollar	FACULTY	NON FACULTY		EMPLOYEE BENEFITS	PERSONAL SERVICE CREDITS	TOTAL PERSONAL SERVICES	TOTAL OPERATING EXPENSES	TOTAL
		FTE	Dollar	FTE					
33-2405-0035 Shanghai Kemeng GE	0	0.00	49,249	0.40	13,591	0	62,840	0	62,840
TOTAL	0	0.00	299,971	4.00	82,782	0	382,753	15,000	397,753
SUB PROGRAM TOTAL	0	0	299,971	4	82,782	0	382,753	15,000	397,753

SUBPROGRAM #/NAME: 25 Instruction Budget Adjustments

UNMC-State General Fund-731 State & University Generated/Unrestricted

COST OBJECT	Dollar	FACULTY	NON FACULTY		EMPLOYEE BENEFITS	PERSONAL SERVICE CREDITS	TOTAL PERSONAL SERVICES	TOTAL OPERATING EXPENSES	TOTAL
		FTE	Dollar	FTE					
31-2599-0218 Academic Project Support	1,225,287	1.00	291,043	0.00	-365,049	0	1,151,281	275,659	1,426,940
31-2599-0220 Faculty Diversity Funding	1,741,616	0.00	0	0.00	0	0	1,741,616	0	1,741,616
31-2599-0240 Mandatory Remissions	0	0.00	0	0.00	0	0	0	12,320	12,320
31-2599-1000 FY Temp Budget Reduction	0	0.00	0	0.00	0	0	0	-300,000	-300,000
31-2599-3000 Info System Reallocation	777,960	0.00	239,866	0.00	0	0	1,017,826	63,818	1,081,644
31-2599-4000 Enrollment Management	1,103,776	0.00	0	0.00	0	0	1,103,776	70,838	1,174,614
31-2599-5000 UNMC Special Budget Reduction	17,281	0.00	71,714	0.00	0	0	88,995	166,259	255,254
31-2599-6000 Faculty Tenure/Promo	476,813	0.00	7,870	0.00	0	0	484,683	0	484,683
31-2599-7000 FY PERM BUDGET REDUC	1,990,741	0.00	0	0.00	0	0	1,990,741	-66,167	1,924,574
TOTAL	7,333,474	1.00	610,493	0.00	-365,049	0	7,578,918	222,727	7,801,645
SUB PROGRAM TOTAL	7,333,474	1	610,493	0	-365,049	0	7,578,918	222,727	7,801,645

SUBPROGRAM #/NAME: 26 Continuing Studies and Public Services

UNMC-State General Fund-731 Revolving/Designated

COST OBJECT	Dollar	FACULTY	NON FACULTY		EMPLOYEE BENEFITS	PERSONAL SERVICE CREDITS	TOTAL PERSONAL SERVICES	TOTAL OPERATING EXPENSES	TOTAL
		FTE	Dollar	FTE					
32-2601-0001 General Operating	0	0.00	46,818	1.00	16,338	0	63,156	0	63,156
32-2602-0101 General Operating - Medicine	0	0.00	0	0.00	0	0	0	680,000	680,000
32-2602-0401 Cont Ed Mediated Instruction	0	0.00	0	0.00	0	0	0	9,600	9,600
32-2602-0601 Cont Ed NHS	0	0.00	0	0.00	0	0	0	40,000	40,000
32-2602-0701 Cont Ed Rounds	0	0.00	0	0.00	0	0	0	28,000	28,000
32-2602-0801 Cont Ed Outreach	0	0.00	0	0.00	0	0	0	50,000	50,000
32-2603-0301 Emergency Medical Services-General	0	0.00	0	0.00	0	0	0	48,000	48,000
32-2604-0201 Pharmacy/Dentistry/Allied Health-General	0	0.00	0	0.00	0	0	0	42,900	42,900
32-2605-0101 Continuing Education - Personnel	0	0.00	1,032,480	16.61	360,303	0	1,392,783	124,070	1,516,853
32-2693-1300 College of Nursing	5,545	0.04	285,400	4.25	101,530	0	392,475	0	392,475
32-2693-1301 IHTC/Partners	0	0.00	88,070	1.25	30,733	0	118,803	0	118,803
32-2693-1303 Gero Prep Course	16,377	0.15	17,838	0.38	11,940	0	46,155	0	46,155
32-2693-1304 Pharmacology Conference for Nurse Pract	0	0.00	31,579	0.50	11,020	0	42,599	0	42,599
32-2693-1305 CNE Conferences	0	0.00	56,137	0.75	19,590	0	75,727	0	75,727
32-2699-0218 Permanent Budget Adj	0	0.00	0	0.00	0	0	0	1,845,732	1,845,732
TOTAL	21,922	0.19	1,558,322	24.73	551,454	0	2,131,698	2,868,302	5,000,000
SUB PROGRAM TOTAL	21,922	0	1,558,322	25	551,454	0	2,131,698	2,868,302	5,000,000

SUBPROGRAM #/NAME: 29 Academic Computing Support

COST OBJECT LISTING BY SUB PROGRAM
2023-2024 GENERAL OPERATING BUDGET
UNIVERSITY OF NEBRASKA MEDICAL CENTER

SUBPROGRAM #/NAME: 29 Academic Computing Support

UNMC-State General Fund-731 State & University Generated/Unrestricted

COST OBJECT	Dollar	FACULTY	NON FACULTY		EMPLOYEE BENEFITS	PERSONAL SERVICE CREDITS	TOTAL PERSONAL SERVICES	TOTAL OPERATING EXPENSES	TOTAL
		FTE	Dollar	FTE					
31-2908-0100 IT Academic Funding	0	0.00	1,234,920	14.14	693,053	0	1,927,973	0	1,927,973
31-2908-0906 IT ACAD TECHNOLOGY	0	0.00	0	0.00	0	0	0	152,046	152,046
31-2908-0946 IT CLASSRM ENHANC	0	0.00	0	0.00	0	0	0	20,956	20,956
31-2908-0966 IT Class Sorrell	0	0.00	0	0.00	0	0	0	367,542	367,542
31-2910-0004 Vice Chancellor for Academic ITS	46,556	1.00	81,532	0.00	40,220	0	168,308	0	168,308
31-2910-0015 IT Info Security	0	0.00	1,437,676	0.00	0	0	1,437,676	0	1,437,676
TOTAL	46,556	1.00	2,754,128	14.14	733,273	0	3,533,957	540,544	4,074,501

UNMC-Auxiliary-739 Auxiliaries & Services/Restricted

COST OBJECT	Dollar	FACULTY	NON FACULTY		EMPLOYEE BENEFITS	PERSONAL SERVICE CREDITS	TOTAL PERSONAL SERVICES	TOTAL OPERATING EXPENSES	TOTAL
		FTE	Dollar	FTE					
33-2908-0006 IT SLA CLEARINGHOUSE	0	0.00	1,026,958	13.38	283,408	0	1,310,366	0	1,310,366
33-2908-0112 IT DEVOPS-MOBILE	0	0.00	181,738	3.00	50,154	0	231,892	0	231,892
33-2908-0247 IT Experience Enhanc	0	0.00	422,243	7.00	116,525	0	538,768	0	538,768
33-2908-0256 IT DATA CTR-UNMC	0	0.00	0	0.00	0	0	0	244,700	244,700
33-2908-0258 IT NETWORK UNMC	0	0.00	0	0.00	0	0	0	500,000	500,000
33-2908-0260 IT SERVERS-UNMC	0	0.00	0	0.00	0	0	0	200,000	200,000
33-2908-0316 IT VIDEO-SVCS	0	0.00	0	0.00	0	0	0	110,000	110,000
33-2908-0326 IT VIDEO-BUFFETT SUPP	0	0.00	74,069	1.44	20,441	0	94,510	0	94,510
33-2908-0336 IT VIDEO-CLASS TECHS	0	0.00	213,648	3.88	58,960	0	272,608	0	272,608
33-2908-0582 IT INFO SECURITY	0	0.00	0	0.00	0	0	0	603,000	603,000
33-2908-0715 IT INSTRUCT TECHNOLOGY	0	0.00	0	0.00	0	0	0	30,000	30,000
33-2908-0800 IT WORKSTATION	0	0.00	0	0.00	0	0	0	30,000	30,000
33-2909-0006 Telecom Line Rates	0	0.00	0	0.00	0	0	0	3,160,900	3,160,900
TOTAL	0	0.00	1,918,656	28.70	529,488	0	2,448,144	4,878,600	7,326,744

SUB PROGRAM TOTAL

46,556 1 4,672,784 43 1,262,761 0 5,982,101 5,419,144 11,401,245

SUBPROGRAM #/NAME: 30 Rural Health Education Network

UNMC-State General Fund-731 State & University Generated/Unrestricted

COST OBJECT	Dollar	FACULTY	NON FACULTY		EMPLOYEE BENEFITS	PERSONAL SERVICE CREDITS	TOTAL PERSONAL SERVICES	TOTAL OPERATING EXPENSES	TOTAL
		FTE	Dollar	FTE					
31-3003-0001 RURAL HEALTH INITVS	0	0.00	123,678	1.90	59,486	0	183,164	0	183,164
31-3005-0001 RHEN - Allied Health	232,362	2.31	88,939	0.98	98,946	0	420,247	0	420,247
31-3007-0001 RHEN - College Of Medicine	48,287	0.00	42,666	0.57	13,397	0	104,350	0	104,350
31-3009-0001 RHEN - Nursing	60,894	0.45	0	0.00	19,121	0	80,015	0	80,015
31-3013-0001 RHEN - Family Practice	89,656	0.50	47,600	0.50	28,152	0	165,408	0	165,408
31-3013-3000 COSTSHARING/34-5210-1007-013	0	0.00	77,035	1.05	24,188	0	101,223	0	101,223
31-3015-0001 RHEN/Special Programs	0	0.29	864	0.02	17,444	0	18,308	0	18,308
31-3015-0051 RHEL Distance Center	0	0.00	45,537	0.93	0	0	45,537	0	45,537
31-3015-0075 POE-RHEN-Health Science Programs	0	0.00	0	0.00	0	0	0	27,888	27,888
TOTAL	431,199	3.55	426,319	5.94	260,734	0	1,118,252	27,888	1,146,140

SUB PROGRAM TOTAL

431,199 4 426,319 6 260,734 0 1,118,252 27,888 1,146,140

SUBPROGRAM #/NAME: 32 Research Initiative

31-3205-1140 Wellsandt NRI	0	0.00	0	0.31	0	0	0	0	0
31-3205-1157 NRI CollabAward Ponc	0	0.00	0	0.04	0	0	0	0	0

COST OBJECT LISTING BY SUB PROGRAM
2023-2024 GENERAL OPERATING BUDGET
UNIVERSITY OF NEBRASKA MEDICAL CENTER

SUBPROGRAM #/NAME: 32 Research Initiative

31-3205-1185	Larson NRI Award	0	0.00	0	0.70	0	0	0	0	0
31-3205-1197	Davis NRI Award	0	0.00	0	0.83	0	0	0	0	0
31-3205-1199	Bianco NRI Funding	0	0.00	0	1.00	0	0	0	0	0
31-3205-1201	Kharabanda NRI UNL	0	0.00	0	1.00	0	0	0	0	0
31-3205-0142	Confocal Laser Scanning	0	0.20	0	1.00	0	0	0	0	0
31-3205-0162	Nuclear Magnetic Resonance Core	0	0.00	0	0.44	0	0	0	0	0
31-3205-0182	Cell Analysis Core Facility	0	0.00	0	0.88	0	0	0	0	0
31-3205-0418	NRI Comp Chem Core	0	0.00	0	0.51	0	0	0	0	0
31-3205-0430	NRI Animal BehavCore	0	0.00	0	0.44	0	0	0	0	0
31-3205-0434	NRI PET Core	0	0.07	0	1.00	0	0	0	0	0
31-3205-0655	Bioimaging Facility-Boska	0	0.88	0	0.27	0	0	0	0	0
31-3205-0780	Mass Spectrometry	0	0.05	0	0.83	0	0	0	0	0
31-3205-0840	Electron Microscopy - Todd	0	0.00	0	1.00	0	0	0	0	0
31-3205-0842	Upgrade Illumina GA11x Next Gen-Eudy	0	0.11	0	2.14	0	0	0	0	0
31-3205-0844	Bioinformatics Core	0	0.44	0	0.00	0	0	0	0	0

SUBPROGRAM #/NAME: 33 Physical Plant Administration

UNMC-State General Fund-731 State & University Generated/Unrestricted

COST OBJECT	Dollar	FACULTY		NON FACULTY		EMPLOYEE BENEFITS	PERSONAL SERVICE CREDITS	TOTAL PERSONAL SERVICES	TOTAL OPERATING EXPENSES	TOTAL
		FTE	Dollar	FTE	Dollar					
31-3305-0004	Physical Plant Admin	0	0.00	646,424	6.69	82,393	0	728,817	114,431	843,248
31-3305-0005	Sustainability	0	0.00	87,158	1.00	36,066	0	123,224	0	123,224
31-3307-0006	Deferred Maintenance	0	0.00	0	0.00	0	0	0	213,403	213,403
31-3309-0001	Bldg R&M Research	0	0.00	1,037,417	16.00	323,319	0	1,360,736	0	1,360,736
31-3309-0003	Bldg R&M Trades	0	0.00	126,649	2.00	39,768	0	166,417	0	166,417
31-3309-0006	Building Repairs & Maintenance	0	0.00	968,125	14.00	389,992	0	1,358,117	203,286	1,561,403
31-3311-0006	Grounds	0	0.00	434,021	0.00	123,696	0	557,717	28,526	586,243
31-3313-0006	Security	0	0.00	905,331	28.80	431,105	0	1,336,436	68,967	1,405,403
31-3313-0016	Security Dispatch	0	0.00	0	5.56	0	0	0	0	0
31-3331-0001	Purchased Utilities	0	0.00	0	0.00	0	0	0	11,744,942	11,744,942
31-3331-0006	Steam Generation	0	0.00	0	0.00	0	0	0	72,737	72,737
31-3331-0016	Central Utilities Plant & Electricians	0	0.00	1,734,632	23.00	956,368	0	2,691,000	0	2,691,000
31-3399-0089	Prior Year Utility Balance	0	0.00	0	0.00	0	0	0	50,138	50,138
TOTAL		0	0.00	5,939,757	97.05	2,382,707	0	8,322,464	12,496,430	20,818,894

UNMC-Auxiliary-739 Auxiliaries & Services/Restricted

COST OBJECT	Dollar	FACULTY		NON FACULTY		EMPLOYEE BENEFITS	PERSONAL SERVICE CREDITS	TOTAL PERSONAL SERVICES	TOTAL OPERATING EXPENSES	TOTAL
		FTE	Dollar	FTE	Dollar					
33-3305-0005	Research Area Repairs	0	0.00	0	0.00	0	0	0	17,969	17,969
33-3305-0100	Real Estate Admin	0	0.00	55,033	0.50	15,187	0	70,220	0	70,220
33-3313-0006	Security NE MED CNT	0	0.00	2,993,752	53.51	802,962	0	3,796,714	0	3,796,714
33-3313-0007	NM PES Unit	0	0.00	378,284	9.00	104,393	0	482,677	0	482,677
33-3313-0008	NM Bellevue Med Ctr	0	0.00	744,577	17.00	223,295	0	967,872	0	967,872
33-3313-0016	Security Dispatch NE Med Contract	0	0.00	730,645	11.44	201,919	0	932,564	473,173	1,405,737
33-3331-0256	OPPD Schedule Savings-Revolving	0	0.00	0	0.00	0	0	0	280,669	280,669
33-3331-0396	State Energy Project	0	0.00	0	0.00	0	0	0	245,000	245,000
33-3351-0706	Job Pool- Grounds	0	0.00	0	0.00	0	0	0	303,401	303,401
33-3351-0746	Night Zone - Job Pool	0	0.00	0	0.00	0	0	0	298,262	298,262
33-3351-0806	Electrical Shop Inventory	0	0.00	0	0.00	0	0	0	396,441	396,441
33-3351-0826	Key Shop - Job Pool	0	0.00	0	0.00	0	0	0	128,459	128,459
33-3351-0846	Control Energy	0	0.00	1,071,652	11.00	2,627,056	0	3,698,708	269,537	3,968,245
33-3351-0886	A&E - Job Pool	0	0.00	2,506,725	21.50	691,776	0	3,198,501	369,271	3,567,772
33-3351-0906	FMP Clearing Issues	0	0.00	0	0.00	0	0	0	296,210	296,210
33-3351-0916	Refrigeration Shop Inventory	0	0.00	518,517	11.00	143,093	0	661,610	422,025	1,083,635

COST OBJECT LISTING BY SUB PROGRAM
2023-2024 GENERAL OPERATING BUDGET
UNIVERSITY OF NEBRASKA MEDICAL CENTER

SUBPROGRAM #/NAME: 33 Physical Plant Administration

UNMC-Auxiliary-739 Auxiliaries & Services/Restricted

COST OBJECT	Dollar	FACULTY	NON FACULTY		EMPLOYEE BENEFITS	PERSONAL SERVICE CREDITS	TOTAL PERSONAL SERVICES	TOTAL OPERATING EXPENSES	TOTAL
		FTE	Dollar	FTE					
33-3351-0926 Education Zone - Job Pool	0	0.00	0	0.00	0	0	0	352,603	352,603
33-3351-0997 FMP Compliance	0	0.00	417,665	5.00	115,263	0	532,928	0	532,928
33-3353-5027 Cancer Center Prep Expenses	0	0.00	0	0.00	0	0	0	293,642	293,642
TOTAL	0	0.00	9,416,850	139.95	4,924,944	0	14,341,794	4,146,662	18,488,456
SUB PROGRAM TOTAL	0	0	15,356,607	237	7,307,651	0	22,664,258	16,643,092	39,307,350

SUBPROGRAM #/NAME: 38 Other Plant Operations & Maintenance

UNMC-State General Fund-731 State & University Generated/Unrestricted

COST OBJECT	Dollar	FACULTY	NON FACULTY		EMPLOYEE BENEFITS	PERSONAL SERVICE CREDITS	TOTAL PERSONAL SERVICES	TOTAL OPERATING EXPENSES	TOTAL
		FTE	Dollar	FTE					
31-3805-0808 Custodial Salaries	0	0.00	3,063,573	99.00	935,618	0	3,999,191	0	3,999,191
TOTAL	0	0.00	3,063,573	99.00	935,618	0	3,999,191	0	3,999,191
SUB PROGRAM TOTAL	0	0	3,063,573	99	935,618	0	3,999,191	0	3,999,191

SUBPROGRAM #/NAME: 41 Executive Administration

UNMC-State General Fund-731 State & University Generated/Unrestricted

COST OBJECT	Dollar	FACULTY	NON FACULTY		EMPLOYEE BENEFITS	PERSONAL SERVICE CREDITS	TOTAL PERSONAL SERVICES	TOTAL OPERATING EXPENSES	TOTAL
		FTE	Dollar	FTE					
31-4101-0004 Chancellor	0	0.00	1,140,063	5.00	387,980	0	1,528,043	173,503	1,701,546
31-4101-0024 Vice Chancellor for External Affairs	0	0.00	385,335	2.75	120,953	0	506,288	3,338	509,626
31-4101-0064 Strategic Planning	0	0.00	0	0.10	0	0	0	0	0
31-4103-0024 Vice Chancellor-Faculty Governance	0	0.00	0	0.00	0	0	0	6,476	6,476
TOTAL	0	0.00	1,525,398	7.85	508,933	0	2,034,331	183,317	2,217,648
SUB PROGRAM TOTAL	0	0	1,531,954	8	510,650	0	2,042,604	183,317	2,225,921

UNMC-Trust-Grant/Cont/Loan/End-738 Trust/Restricted

COST OBJECT	Dollar	FACULTY	NON FACULTY		EMPLOYEE BENEFITS	PERSONAL SERVICE CREDITS	TOTAL PERSONAL SERVICES	TOTAL OPERATING EXPENSES	TOTAL
		FTE	Dollar	FTE					
37-4101-6002001 Nonstate Salary Support	0	0.00	6,556	0.02	1,717	0	8,273	0	8,273
TOTAL	0	0.00	6,556	0.02	1,717	0	8,273	0	8,273
SUB PROGRAM TOTAL	0	0	1,531,954	8	510,650	0	2,042,604	183,317	2,225,921

SUBPROGRAM #/NAME: 42 Student Services

UNMC-State General Fund-731 State & University Generated/Unrestricted

COST OBJECT	Dollar	FACULTY	NON FACULTY		EMPLOYEE BENEFITS	PERSONAL SERVICE CREDITS	TOTAL PERSONAL SERVICES	TOTAL OPERATING EXPENSES	TOTAL
		FTE	Dollar	FTE					
31-4203-0100 Director of Student Affairs	0	0.00	644,560	13.51	320,532	0	965,092	0	965,092
31-4203-3009 COSTSHARING/36-0115-1005-010	0	0.00	18,423	0.17	5,784	0	24,207	0	24,207
31-4209-0014 Director of Student Services	0	0.00	0	0.00	0	0	0	26,789	26,789
31-4213-0004 Student Counseling Center	0	0.00	171,024	2.00	53,702	0	224,726	3,677	228,403
31-4217-0006 Student Health	0	0.00	0	0.00	0	0	0	29,103	29,103
31-4219-0004 Special Programs	0	0.00	0	0.00	0	0	0	7,626	7,626
31-4219-0040 SIS Implementation	0	0.00	0	4.47	0	0	0	0	0
31-4221-0004 Recruit/Student Engagement (RSE)	0	0.00	2,060	0.06	540	0	2,600	29,287	31,887

COST OBJECT LISTING BY SUB PROGRAM
2023-2024 GENERAL OPERATING BUDGET
UNIVERSITY OF NEBRASKA MEDICAL CENTER

SUBPROGRAM #/NAME: 42 Student Services

UNMC-State General Fund-731 State & University Generated/Unrestricted

COST OBJECT	Dollar	FACULTY	NON FACULTY		EMPLOYEE BENEFITS	PERSONAL SERVICE CREDITS	TOTAL PERSONAL SERVICES	TOTAL OPERATING EXPENSES	TOTAL
		FTE	Dollar	FTE					
31-4221-0010 Wellness Initiatives	35,958	0.32	13,194	0.25	33,903	0	83,055	0	83,055
31-4223-0004 Commencement	0	0.00	0	0.00	0	0	0	16,226	16,226
31-4225-0004 Student Loan Accounting	0	0.00	0	0.00	0	0	0	23,644	23,644
TOTAL	35,958	0.32	849,261	20.46	414,461	0	1,299,680	136,352	1,436,032

UNMC-Federal Letter of Credit-736 Federal/Restricted

COST OBJECT	Dollar	FACULTY	NON FACULTY		EMPLOYEE BENEFITS	PERSONAL SERVICE CREDITS	TOTAL PERSONAL SERVICES	TOTAL OPERATING EXPENSES	TOTAL
		FTE	Dollar	FTE					
34-4215-5014024 Pell Grant Program	0	0.00	0	0.00	0	0	0	550,000	550,000
TOTAL	0	0.00	0	0.00	0	0	0	550,000	550,000

UNMC-Trust-Grant/Cont/Loan/End-738 Trust/Restricted

COST OBJECT	Dollar	FACULTY	NON FACULTY		EMPLOYEE BENEFITS	PERSONAL SERVICE CREDITS	TOTAL PERSONAL SERVICES	TOTAL OPERATING EXPENSES	TOTAL
		FTE	Dollar	FTE					
37-4209-4001001 Record Keeping Funds	0	0.00	12,481	0.26	3,270	0	15,751	0	15,751
37-4215-4001001 Record Keeping Funds	0	0.00	30,714	0.74	8,047	0	38,761	0	38,761
TOTAL	0	0.00	43,195	1.01	11,317	0	54,512	0	54,512

UNMC-Auxiliary-739 Auxiliaries & Services/Restricted

COST OBJECT	Dollar	FACULTY	NON FACULTY		EMPLOYEE BENEFITS	PERSONAL SERVICE CREDITS	TOTAL PERSONAL SERVICES	TOTAL OPERATING EXPENSES	TOTAL
		FTE	Dollar	FTE					
33-4251-0009 Ombuds Office	0	0.00	105,615	0.75	29,147	0	134,762	0	134,762
33-4252-0046 Student Health	0	0.00	89,847	2.00	24,795	0	114,642	556,625	671,267
33-4253-0430 Fee Stdnt Suc&Ac&ss	0	0.00	516,714	9.20	142,596	0	659,310	352,378	1,011,688
33-4253-0433 Student Services Transcript Fees	0	0.00	11,068	0.30	3,055	0	14,123	0	14,123
33-4253-0435 Graduation Fees	0	0.00	29,122	0.62	8,037	0	37,159	0	37,159
33-4256-0076 CFHL Salaries	0	0.00	249,197	5.50	68,771	0	317,968	0	317,968
TOTAL	0	0.00	1,001,563	18.37	276,401	0	1,277,964	909,003	2,186,967
SUB PROGRAM TOTAL	35,958	0	1,894,019	40	702,179	0	2,632,156	1,595,355	4,227,511

SUBPROGRAM #/NAME: 43 Business and Finance

UNMC-State General Fund-731 State & University Generated/Unrestricted

COST OBJECT	Dollar	FACULTY	NON FACULTY		EMPLOYEE BENEFITS	PERSONAL SERVICE CREDITS	TOTAL PERSONAL SERVICES	TOTAL OPERATING EXPENSES	TOTAL
		FTE	Dollar	FTE					
31-4301-0014 Vice Chancellor Bus / Fin	0	0.00	438,152	2.00	137,580	0	575,732	9,110	584,842
31-4301-0044 Asst Vice Chancellor Bus/Fin	0	0.00	263,093	4.41	82,335	0	345,428	47,653	393,081
31-4301-0054 Preparedness	0	0.00	107,815	3.00	102,812	0	210,627	0	210,627
31-4301-0064 Recycling	0	0.00	69,495	1.50	19,805	0	89,300	0	89,300
31-4301-0074 NSRI-UNMC OPERATIONS	0	0.00	0	2.00	0	0	0	0	0
31-4301-0084 NABID	0	0.00	677,198	5.49	155,965	0	833,163	25,000	858,163
31-4301-3000 COSTSHARING/ 35-1209-3002-001	0	0.00	32,408	0.28	10,177	0	42,585	0	42,585
31-4301-3001 COSTSHARING/ 35-4301-3000-001	0	0.00	64,143	0.44	20,140	0	84,283	0	84,283
31-4301-3004 COSTSHARING/36-0115-1005-010	0	0.00	38,765	0.45	12,172	0	50,937	0	50,937
31-4301-3005 COSTSHARING/ 36-5240-2046-001	9,965	0.11	0	0.00	3,130	0	13,095	0	13,095
31-4305-0004 Accounting and Business Systems Developm	0	0.00	227,595	1.84	18,719	0	246,314	10,632	256,946
31-4305-0006 Student Finc Service	0	0.00	153,129	3.00	32,019	0	185,148	0	185,148
31-4307-0004 General Accounting Office (GAO)	0	0.00	439,739	5.52	95,191	0	534,930	16,111	551,041

COST OBJECT LISTING BY SUB PROGRAM
2023-2024 GENERAL OPERATING BUDGET
UNIVERSITY OF NEBRASKA MEDICAL CENTER

SUBPROGRAM #/NAME: 43 Business and Finance

UNMC-State General Fund-731 State & University Generated/Unrestricted

COST OBJECT	Dollar	FACULTY	NON FACULTY		EMPLOYEE BENEFITS	PERSONAL SERVICE CREDITS	TOTAL PERSONAL SERVICES	TOTAL OPERATING EXPENSES	TOTAL
		FTE	Dollar	FTE					
31-4307-0014 Payroll	0	0.00	185,791	3.00	58,338	0	244,129	1,300	245,429
31-4307-0034 Cashiering	0	0.00	30,637	0.69	0	0	30,637	10,902	41,539
31-4313-0004 Budget Office	0	0.00	574,717	6.00	155,913	0	730,630	12,508	743,138
31-4313-0014 Federal F&A Proposal Work	0	0.00	81,864	2.72	25,705	0	107,569	6,583	114,152
31-4313-0024 Finance Compliance & Cost Analysis	0	0.00	65,548	1.78	13,262	0	78,810	0	78,810
31-4313-0050 Infrastructure Support	0	0.00	1,010,594	0.00	287,781	0	1,298,375	247,434	1,545,809
31-4317-0004 Mail Service	0	0.00	242,777	15.17	208,820	0	451,597	77,172	528,769
31-4323-0094 Staff Diversity Specialist	0	0.00	0	1.92	0	0	0	0	0
31-4323-0204 Employee Relations	0	0.00	367,699	5.05	115,457	0	483,156	1,909	485,065
31-4323-0224 Human Resources Information	0	0.00	0	0.00	0	0	0	7,593	7,593
31-4323-0244 Strategic Staffing & Compensation	0	0.00	783,728	12.48	289,640	0	1,073,368	51,941	1,125,309
31-4323-0264 Benefits	0	0.00	207,784	3.00	51,113	0	258,897	4,526	263,423
31-4323-0274 New Employee Orientation	0	0.00	0	0.00	0	0	0	8,475	8,475
31-4323-0284 Human Resource Development	0	0.00	0	0.00	0	0	0	9,007	9,007
31-4323-0304 Human Resources Administration	0	0.00	0	0.00	0	0	0	14,393	14,393
31-4323-0514 Title IX Compliance	0	0.00	0	2.00	0	0	0	0	0
31-4324-0104 Executive Director	0	0.00	253,023	1.70	59,930	0	312,953	0	312,953
31-4324-0105 FEAP	0	0.00	96,696	0.65	0	0	96,696	0	96,696
31-4325-0005 Silver U Career Dev	0	0.00	0	0.00	0	0	0	15,000	15,000
31-4325-0010 Gold U Career Development Awards	0	0.00	0	0.00	0	0	0	6,000	6,000
31-4325-0020 Thank You Awards	0	0.00	0	0.00	0	0	0	42,000	42,000
31-4325-0025 Service Awards	0	0.00	0	0.00	0	0	0	5,000	5,000
31-4325-0030 Serv Awards Dinner	0	0.00	0	0.00	0	0	0	15,000	15,000
31-4325-0104 Personnel Consultants-Unemploy Comp	0	0.00	0	0.00	0	0	0	12,721	12,721
31-4325-0514 Education and Training	0	0.00	0	0.00	0	0	0	13,095	13,095
31-4332-0014 UNMC Wide Computing	0	0.00	2,214,672	29.45	755,395	0	2,970,067	436,011	3,406,078
31-4332-8111 IT DEVOPS STATE ADM	0	0.00	0	0.00	0	0	0	163,068	163,068
31-4338-0014 DAS Acct Service Charge	0	0.00	0	0.00	0	0	0	73,738	73,738
31-4399-0218 Special Projects	0	0.00	1,373,620	0.00	101,510	0	1,475,130	-309,593	1,165,537
TOTAL	9,965	0.11	10,000,682	115.53	2,812,909	0	12,823,556	1,034,289	13,857,845

UNMC-State General Fund-731 Cash & Student Contracts/Designated

COST OBJECT	Dollar	FACULTY	NON FACULTY		EMPLOYEE BENEFITS	PERSONAL SERVICE CREDITS	TOTAL PERSONAL SERVICES	TOTAL OPERATING EXPENSES	TOTAL
		FTE	Dollar	FTE					
31-4309-0004 Sponsored Programs Accounting (SPA)	0	0.00	345,499	9.75	110,536	0	456,035	11,596	467,631
31-4399-0304 Budget Adj 2003-04	0	0.00	0	0.00	0	0	0	-1,356,537	-1,356,537
TOTAL	0	0.00	345,499	9.75	110,536	0	456,035	-1,344,941	-888,906

UNMC-Federal Advance-737 Federal/Restricted

COST OBJECT	Dollar	FACULTY	NON FACULTY		EMPLOYEE BENEFITS	PERSONAL SERVICE CREDITS	TOTAL PERSONAL SERVICES	TOTAL OPERATING EXPENSES	TOTAL
		FTE	Dollar	FTE					
35-4301-3000001 UNeTech Deploy! COVID-19 Medical Technol	0	0.00	219,693	3.60	49,204	0	268,897	0	268,897
35-4303-3001001 Business & Finance_UNeTech	0	0.00	28,093	0.40	6,291	0	34,384	0	34,384
TOTAL	0	0.00	247,786	4.00	55,495	0	303,281	0	303,281

UNMC-Trust-Grant/Cont/Loan/End-738 Trust/Restricted

COST OBJECT	Dollar	FACULTY	NON FACULTY		EMPLOYEE BENEFITS	PERSONAL SERVICE CREDITS	TOTAL PERSONAL SERVICES	TOTAL OPERATING EXPENSES	TOTAL
		FTE	Dollar	FTE					
36-4301-3002001 UNeTech Kauffman Foundation Award - Hear	0	0.00	20,255	0.33	5,305	0	25,560	0	25,560

COST OBJECT LISTING BY SUB PROGRAM
2023-2024 GENERAL OPERATING BUDGET
UNIVERSITY OF NEBRASKA MEDICAL CENTER

SUBPROGRAM #/NAME: 43 Business and Finance

		TOTAL	0	0.00	20,255	0.33	5,305	0	25,560	0	25,560
UNMC-Auxiliary-739 Auxiliaries & Services/Restricted											
COST OBJECT		Dollar	FACULTY FTE	NON FACULTY Dollar	FTE	EMPLOYEE BENEFITS	PERSONAL SERVICE CREDITS	PERSONAL SERVICES	TOTAL OPERATING EXPENSES	TOTAL	TOTAL
33-4301-0074	NSRI	40,000	0.19	50,000	0.00	24,837	0	114,837	0	114,837	
33-4301-0400	Healing Arts Center	0	0.00	114,708	1.00	31,656	0	146,364	0	146,364	
33-4305-0004	Accounting Services	0	0.00	54,672	0.64	15,088	0	69,760	0	69,760	
33-4323-0100	Insurance Clearing	0	0.00	0	0.00	0	0	0	16,240	16,240	
33-4324-2002	Human Resources - Benefits	0	0.00	0	0.00	0	0	0	4,548	4,548	
33-4325-0015	Miscellaneous Awards	0	0.00	0	0.00	0	0	0	460	460	
33-4325-0100	Treatment for Post Exposure Prophylaxis	0	0.00	0	0.00	0	0	0	4,351	4,351	
33-4327-0020	Industrial Hygiene	0	0.00	0	0.00	0	0	0	65,132	65,132	
33-4351-0101	Pre Press	0	0.00	117,734	2.00	32,491	0	150,225	65,000	215,225	
33-4351-0102	PressRoom	0	0.00	48,254	1.00	13,315	0	61,569	130,100	191,669	
33-4351-0103	Copy Center	0	0.00	58,158	1.00	16,050	0	74,208	226,150	300,358	
33-4351-0104	Bindery	0	0.00	0	0.00	0	0	0	182,000	182,000	
33-4351-0116	Printing Operations	0	0.00	229,591	3.67	63,358	0	292,949	336,000	628,949	
33-4352-0236	Private Residences-415 S 41st St	0	0.00	0	0.00	0	0	0	63,850	63,850	
33-4352-0276	Rental Property - 411 So. 41st St.	0	0.00	0	0.00	0	0	0	7,350	7,350	
33-4352-0716	Private Residences-General Expense	0	0.00	0	0.00	0	0	0	45,800	45,800	
33-4352-0746	Private Residences-3869-71 Dewey	0	0.00	0	0.00	0	0	0	9,450	9,450	
33-4352-0756	Private Residences -3873-75 Dewey	0	0.00	0	0.00	0	0	0	25,150	25,150	
33-4352-0796	Private Residences-3861-63 Dewey	0	0.00	0	0.00	0	0	0	9,850	9,850	
33-4352-0806	Private Residences-3865-67 Dewey	0	0.00	0	0.00	0	0	0	11,150	11,150	
33-4352-0826	3905 Dewey Ave	0	0.00	0	0.00	0	0	0	5,900	5,900	
33-4352-0996	Private Residences-Personnel Maintenance	0	0.00	99,728	1.59	27,522	0	127,250	10,700	137,950	
33-4352-1001	602 S 38th Ave	0	0.00	0	0.00	0	0	0	31,000	31,000	
33-4352-1002	608 S 38th Ave	0	0.00	0	0.00	0	0	0	40,000	40,000	
33-4352-1045	International House Operating	0	0.00	0	0.00	0	0	0	45,700	45,700	
33-4353-0006	University Bookstore	0	0.00	0	0.00	0	0	0	1,279,556	1,279,556	
33-4353-0316	Student Locker Rental	0	0.00	0	0.00	0	0	0	5,000	5,000	
33-4355-0806	UNMC and NMC Parking Operations	0	0.00	204,441	4.66	56,418	0	260,859	0	260,859	
33-4357-0010	General Stores	0	0.00	0	0.00	0	0	0	38,000	38,000	
33-4357-0040	GS1 Non Stock	0	0.00	155,922	3.20	43,030	0	198,952	1,270,000	1,468,952	
33-4357-0070	Furniture Stores - Movers	0	0.00	40,682	0.80	11,228	0	51,910	210,000	261,910	
33-4360-0006	Transportation	0	0.00	0	0.00	0	0	0	80,786	80,786	
33-4360-1166	Lincoln Shuttle Service	0	0.00	0	0.00	0	0	0	30,000	30,000	
33-4363-0176	Mail Room Equipment Supplies	0	0.00	0	0.00	0	0	0	24,000	24,000	
33-4363-0706	Clinical Trials	0	0.00	294,811	3.31	81,360	0	376,171	41,296	417,467	
33-4363-0707	Assc of Hlthcare Emer Preparedness	2,650	0.02	31,690	0.45	9,476	0	43,816	0	43,816	
33-4363-1476	Campus ID Program	0	0.00	717,207	11.00	197,925	0	915,132	108,910	1,024,042	
33-4363-2576	Administrative Systems Project	0	0.00	108,020	1.83	29,811	0	137,831	59,100	196,931	
33-4363-2916	Sharing - South Omaha Clinic	0	0.00	20,000	0.00	5,519	0	25,519	0	25,519	
33-4363-3000	Bio-Terrorism/Rad Hlth Center	0	0.00	6,004	0.00	1,657	0	7,661	0	7,661	
33-4363-4422	ProCard Suspense	0	0.00	0	0.00	0	0	0	115,000	115,000	
33-4363-9940	BrainInjury TrustFnd	0	0.00	11,866	0.18	3,275	0	15,141	0	15,141	
TOTAL		42,650	0.21	2,363,488	36.34	664,016	0	3,070,154	4,597,529	7,667,683	
SUB PROGRAM TOTAL		52,615	0	12,977,710	166	3,648,261	0	16,678,586	4,286,877	20,965,463	

SUBPROGRAM #/NAME: 44 General Expense

COST OBJECT LISTING BY SUB PROGRAM
2023-2024 GENERAL OPERATING BUDGET
UNIVERSITY OF NEBRASKA MEDICAL CENTER

SUBPROGRAM #/NAME: 44 General Expense

UNMC-State General Fund-731 State & University Generated/Unrestricted

COST OBJECT	Dollar	FACULTY	NON FACULTY		EMPLOYEE BENEFITS	PERSONAL SERVICE CREDITS	TOTAL PERSONAL SERVICES	TOTAL OPERATING EXPENSES	TOTAL
		FTE	Dollar	FTE					
31-4405-0004 Office of Public Relations	0	0.00	952,370	15.66	434,376	0	1,386,746	24,492	1,411,238
31-4405-0084 UNMC Image Campaign	0	0.00	0	0.70	0	0	0	374,860	374,860
31-4434-0144 Special Services	0	0.00	0	0.00	0	0	0	4,410	4,410
31-4435-0004 Bonds and Insurance	0	0.00	0	0.00	0	0	0	844,944	844,944
31-4435-0034 Insur Med Student Travel	0	0.00	0	0.00	0	0	0	1,857	1,857
31-4435-0054 LB 998 HO Malpractice Ins	0	0.00	0	0.00	0	0	0	428,000	428,000
31-4437-0014 Worker'S Comp Claims & Insurance	0	0.00	0	0.00	555,439	0	555,439	0	555,439
31-4438-0004 Legal Fees	0	0.00	0	0.00	0	0	0	68,806	68,806
TOTAL	0	0.00	952,370	16.36	989,815	0	1,942,185	1,747,369	3,689,554

UNMC-Trust-Grant/Cont/Loan/End-738 Trust/Restricted

COST OBJECT	Dollar	FACULTY	NON FACULTY		EMPLOYEE BENEFITS	PERSONAL SERVICE CREDITS	TOTAL PERSONAL SERVICES	TOTAL OPERATING EXPENSES	TOTAL
		FTE	Dollar	FTE					
37-4405-3001001 UNMC High School Alliance General Fund	0	0.00	132,056	2.00	34,594	0	166,650	0	166,650
TOTAL	0	0.00	132,056	2.00	34,594	0	166,650	0	166,650

UNMC-Auxiliary-739 Auxiliaries & Services/Restricted

COST OBJECT	Dollar	FACULTY	NON FACULTY		EMPLOYEE BENEFITS	PERSONAL SERVICE CREDITS	TOTAL PERSONAL SERVICES	TOTAL OPERATING EXPENSES	TOTAL
		FTE	Dollar	FTE					
33-4407-1000 Alumni Affairs	0	0.00	332,462	4.00	91,748	0	424,210	185,350	609,560
33-4407-2000 Alumni Assn-COM	0	0.00	0	0.00	0	0	0	50,000	50,000
33-4407-3000 Alumni Assn-CON	0	0.00	0	0.00	0	0	0	12,000	12,000
33-4407-4000 Alumni Assn-COP	0	0.00	0	0.00	0	0	0	14,000	14,000
33-4407-5000 CAHP Alumni Engagement Council	0	0.00	0	0.00	0	0	0	15,000	15,000
33-4407-6000 Parents & Family Assoc	0	0.00	0	0.00	0	0	0	11,315	11,315
33-4407-9200 CoPH Alumni	0	0.00	0	0.00	0	0	0	1,050	1,050
33-4407-9400 Alumni Chapter-Graduate Studies	0	0.00	0	0.00	0	0	0	1,200	1,200
33-4451-0010 COM Deans Office Service Agreement	0	0.00	137,171	2.00	37,854	0	175,025	3,000	178,025
33-4451-0020 Sorrell Events Center	0	0.00	57,416	1.00	15,845	0	73,261	22,000	95,261
33-4451-0035 Misc. Public Relations Contracts	0	0.00	0	0.00	0	0	0	3,000	3,000
TOTAL	0	0.00	527,049	7.00	145,447	0	672,496	317,915	990,411

SUB PROGRAM TOTAL

SUBPROGRAM #/NAME: 51 College of Medicine

UNMC-State General Fund-731 State & University Generated/Unrestricted

COST OBJECT	Dollar	FACULTY	NON FACULTY		EMPLOYEE BENEFITS	PERSONAL SERVICE CREDITS	TOTAL PERSONAL SERVICES	TOTAL OPERATING EXPENSES	TOTAL
		FTE	Dollar	FTE					
31-5101-0001 Dean College Of Medicine	1,553,969	5.29	3,056,132	11.69	1,009,659	0	5,619,760	32,178	5,651,938
31-5101-0003 Admissions Office	293,843	2.94	194,033	3.19	153,193	0	641,069	0	641,069
31-5101-0004 Research Office	16,029	0.14	176,508	2.00	42,085	0	234,622	0	234,622
31-5101-0007 Clinical Simulation Lab	0	0.00	316,763	3.75	0	0	316,763	0	316,763
31-5101-0008 Education Support Office	197,422	1.78	692,316	10.95	299,377	0	1,189,115	0	1,189,115
31-5101-0010 Additional Teach Supp	496,762	1.77	20,000	0.00	135,694	0	652,456	0	652,456
31-5101-0030 Diversity Office	261,363	2.11	0	0.00	37,044	0	298,407	0	298,407
31-5101-0144 Com General - E.S.O.	0	0.00	48,547	1.00	15,244	0	63,791	0	63,791
31-5101-0500 POE-Human Genetics	312,484	1.76	56,811	0.00	69,301	0	438,596	0	438,596
31-5101-0511 POE Microbio Mannon	64,106	1.00	118,953	0.00	54,178	0	237,237	0	237,237

COST OBJECT LISTING BY SUB PROGRAM
2023-2024 GENERAL OPERATING BUDGET
UNIVERSITY OF NEBRASKA MEDICAL CENTER

SUBPROGRAM #/NAME: 51 College of Medicine

UNMC-State General Fund-731 State & University Generated/Unrestricted

COST OBJECT	Dollar	FACULTY	NON FACULTY		EMPLOYEE BENEFITS	PERSONAL	TOTAL	TOTAL	TOTAL
		FTE	Dollar	FTE		SERVICE CREDITS	PERSONAL SERVICES	OPERATING EXPENSES	
31-5101-0520	0	0.00	0	0.00	0	0	0	11,989	11,989
31-5101-0522	57,300	1.00	64,432	0.82	38,224	0	159,956	0	159,956
31-5101-0524	23,597	1.00	0	0.00	14,161	0	37,758	0	37,758
31-5101-0570	0	0.00	99,981	0.00	0	0	99,981	0	99,981
31-5101-0590	0	0.00	106,357	4.00	0	0	106,357	0	106,357
31-5101-0800	190,859	2.63	19,602	2.00	109,416	0	319,877	0	319,877
31-5101-0810	110,500	2.00	0	0.00	41,390	0	151,890	0	151,890
31-5101-0820	88,837	0.40	0	0.00	4,469	0	93,306	0	93,306
31-5101-0830	794	0.01	0	0.00	249	0	1,043	0	1,043
31-5101-8093	0	0.00	11,878	0.25	3,730	0	15,608	0	15,608
31-5104-0001	145,984	3.00	0	0.00	0	0	145,984	0	145,984
31-5104-0011	295,629	3.00	201,529	3.22	0	0	497,158	0	497,158
31-5108-1500	2,394	0.02	17,768	0.27	6,331	0	26,493	0	26,493
31-5108-2700	0	0.00	15,402	0.30	4,836	0	20,238	0	20,238
31-5110-0001	34,458	0.40	0	0.00	10,820	0	45,278	0	45,278
31-5110-1100	0	0.00	20,000	0.00	6,280	0	26,280	0	26,280
31-5110-1300	64,694	1.00	71,225	0.54	42,679	0	178,598	0	178,598
31-5110-1302	85,000	0.25	0	0.00	26,690	0	111,690	0	111,690
31-5110-1500	202,197	1.59	23,304	0.00	70,809	0	296,310	0	296,310
31-5110-2200	21,114	0.23	0	0.00	6,629	0	27,743	0	27,743
31-5110-2300	213,551	1.20	5,000	0.00	68,626	0	287,177	0	287,177
31-5110-2301	90,773	0.19	115,000	0.00	64,612	0	270,385	0	270,385
31-5110-3000	45,000	0.72	0	0.00	14,130	0	59,130	0	59,130
31-5110-3500	15,524	0.69	0	0.00	4,875	0	20,399	0	20,399
31-5110-3700	0	0.00	25,703	0.39	8,071	0	33,774	0	33,774
31-5110-3900	57,600	1.30	0	0.00	18,087	0	75,687	0	75,687
31-5131-0001	0	0.00	6,914	0.00	462,378	0	469,292	75,393	544,685
31-5131-1200	0	0.00	612,960	12.24	114,462	0	727,422	0	727,422
31-5131-1400	0	0.00	1,024,594	16.87	194,673	0	1,219,267	0	1,219,267
31-5131-1500	0	0.00	2,214,335	134.65	418,223	0	2,632,558	0	2,632,558
31-5131-1509	0	0.00	0	1.00	0	0	0	0	0
31-5131-1600	0	0.00	383,502	5.89	72,865	0	456,367	0	456,367
31-5131-1700	0	0.00	188,956	2.79	35,902	0	224,858	0	224,858
31-5131-1800	0	0.00	328,425	4.94	62,401	0	390,826	0	390,826
31-5131-1900	0	0.00	235,050	26.46	44,660	0	279,710	0	279,710
31-5131-2000	0	0.00	468,998	7.07	89,110	0	558,108	0	558,108
31-5131-2100	0	0.00	1,079,091	19.16	205,027	0	1,284,118	0	1,284,118
31-5131-2150	0	0.00	0	-2.00	0	0	0	0	0
31-5131-2400	0	0.00	74,142	1.14	14,087	0	88,229	0	88,229
31-5131-2500	0	0.00	578,036	9.41	107,827	0	685,863	0	685,863
31-5131-2600	0	0.00	696,168	10.29	128,831	0	824,999	0	824,999
31-5131-2700	0	0.00	1,286,844	18.73	242,000	0	1,528,844	0	1,528,844
31-5131-2703	0	0.00	1	0.00	0	0	1	0	1
31-5131-3400	0	0.00	1,048,765	19.46	199,266	0	1,248,031	0	1,248,031
31-5131-3600	0	0.00	160,823	1.92	30,557	0	191,380	0	191,380
31-5131-3700	0	0.00	583,727	9.64	108,908	0	692,635	0	692,635
31-5131-4000	0	0.00	159,169	2.52	30,242	0	189,411	0	189,411
31-5131-4015	0	0.00	60,537	0.96	11,502	0	72,039	0	72,039
31-5131-4025	0	0.00	-1	-3.00	0	0	-1	0	-1
31-5140-0001	1,425,768	9.67	111,416	0.80	568,038	0	2,105,222	0	2,105,222
31-5140-0010	0	0.00	36,841	0.79	11,569	0	48,410	0	48,410

COST OBJECT LISTING BY SUB PROGRAM
2023-2024 GENERAL OPERATING BUDGET
UNIVERSITY OF NEBRASKA MEDICAL CENTER

SUBPROGRAM #/NAME: 51 College of Medicine

UNMC-State General Fund-731 State & University Generated/Unrestricted

COST OBJECT	Dollar	FACULTY	NON FACULTY		EMPLOYEE BENEFITS	PERSONAL SERVICE CREDITS	TOTAL PERSONAL SERVICES	TOTAL OPERATING EXPENSES	TOTAL	
		FTE	Dollar	FTE						
31-5140-3107	COSTSHARING/ 36-5140-2162-001	1,590	0.01	0	0.00	499	0	2,089	0	2,089
31-5140-3109	COSTSHARING/ 36-5140-2188-001	2,210	0.03	0	0.00	694	0	2,904	0	2,904
31-5140-3110	COSTSHARING/36-5140-2189-001	1,200	0.02	0	0.00	378	0	1,578	0	1,578
31-5140-3111	COSTSHARING/36-5140-2190-001	3,517	0.02	0	0.00	1,106	0	4,623	0	4,623
31-5140-4001	Biochemistry Grant Return	0	0.00	398,658	6.20	125,178	0	523,836	0	523,836
31-5140-4002	Batra Grant Return	3,441	0.00	0	0.00	1,081	0	4,522	0	4,522
31-5140-4003	Caplan Grant Return	14,906	0.15	0	0.00	4,681	0	19,587	0	19,587
31-5140-4012	Sorgen Grant Return	0	0.00	22,029	0.50	6,917	0	28,946	0	28,946
31-5140-4019	Hyde Grant Return	28,654	0.53	0	0.00	8,998	0	37,652	0	37,652
31-5140-8000	Biochemistry - Indirect Costs/Research	27,094	0.40	22,029	0.50	15,425	0	64,548	0	64,548
31-5150-0001	Anatomy Instruction	1,469,860	13.19	383,844	3.38	637,913	0	2,491,617	20,437	2,512,054
31-5150-0100	GCB Masters Anatomy	190,999	2.21	5,000	0.00	54,690	0	250,689	0	250,689
31-5150-3029	COSTSHARING/ 34-5150-2702-001	15,064	0.18	0	0.00	4,730	0	19,794	0	19,794
31-5160-0001	Pharm/Exp Neurosci-Instruction	1,025,389	5.64	113,508	1.16	367,344	0	1,506,241	22,055	1,528,296
31-5160-3009	COSTSHARING 34-5160-2122-001	21,211	0.10	0	0.00	6,661	0	27,872	0	27,872
31-5160-4000	Pharm/Exp Neurosci-Grant Return	91,883	0.36	545,219	7.80	207,550	0	844,652	0	844,652
31-5170-0001	Physiology & Biophysics Instruction	494,092	3.27	118,000	1.00	121,967	0	734,059	12,289	746,348
31-5170-0100	CIP-Masters Physiolo	0	0.00	9,000	0.00	2,826	0	11,826	0	11,826
31-5170-4095	Dept. Grant Return	0	0.00	150,423	2.04	44,093	0	194,516	0	194,516
31-5170-8095	Indirect Cost-Dept	0	0.00	49,579	1.00	15,568	0	65,147	0	65,147
TOTAL		9,758,661	73.18	18,633,826	369.65	7,161,716	0	35,554,203	174,341	35,728,544

UNMC-Federal Letter of Credit-736 Federal/Restricted

COST OBJECT	Dollar	FACULTY	NON FACULTY		EMPLOYEE BENEFITS	PERSONAL SERVICE CREDITS	TOTAL PERSONAL SERVICES	TOTAL OPERATING EXPENSES	TOTAL	
		FTE	Dollar	FTE						
34-5140-2068001	Rac1 GTPase in tumorigenesis of pancreat	2,188	0.01	0	0.00	491	0	2,679	0	2,679
34-5140-2076001	FGFR4 intracellular domain promotes tumo	1,484	0.01	0	0.00	332	0	1,816	0	1,816
34-5140-2079001	Targeting CXCR2 axis in Pancreatic Cance	2,188	0.01	4,499	0.05	1,499	0	8,186	0	8,186
34-5140-2081101	PPG Admin Core	62,767	0.40	8,196	0.10	15,894	0	86,857	0	86,857
34-5140-2081201	PPg Animal Core	102,174	1.40	20,173	0.26	27,401	0	149,748	0	149,748
34-5140-2081301	PPG Histology Core	28,269	0.44	5,770	0.10	7,624	0	41,663	0	41,663
34-5140-2081401	PPG Project 1	106,261	1.52	8,654	0.15	25,737	0	140,652	0	140,652
34-5140-2081501	PPG Project 2	12,455	0.17	0	0.00	2,789	0	15,244	0	15,244
34-5140-2084001	Novel approach to attenuate small cell l	99,837	1.64	17,334	0.30	26,242	0	143,413	0	143,413
34-5140-2090001	The role for alcohol-induced Golgi disor	48,101	0.11	21,540	0.49	15,597	0	85,238	0	85,238
34-5140-2091001	Androgen Receptor-containing novel trans	29,384	0.40	0	0.00	6,582	0	35,966	0	35,966
34-5140-2093001	Mechanisms by which phosphorylation and	15,709	0.11	0	0.00	3,519	0	19,228	0	19,228
34-5140-2094101	Modulation of Tumor Microenvironment for	40,009	0.44	4,499	0.05	9,969	0	54,477	0	54,477
34-5140-2094201	Modulation of Tumor Microenvironment for	62,696	0.83	0	0.00	14,043	0	76,739	0	76,739
34-5140-2095001	The Role of the CBFB-MYH11 Complex in Le	45,783	0.47	0	0.00	10,254	0	56,037	0	56,037
34-5140-2098001	Chloroquine-based polymer particles as o	74,844	1.20	0	0.00	16,763	0	91,607	0	91,607
34-5140-2099001	Vesicular Transport Mechanisms in Centro	16,855	0.16	0	0.00	3,775	0	20,630	0	20,630
34-5140-2100003	Nebraska Research Network in Functional	7,924	0.10	0	0.00	1,775	0	9,699	0	9,699
34-5140-2100103	INBRE-Supplement	63,717	0.21	0	0.00	14,271	0	77,988	0	77,988
34-5140-2100301	INBRE UNMC Administrative Core	174,983	1.26	43,783	0.75	48,997	0	267,763	0	267,763
34-5140-2100303	INBRE UNMC BiolInfo Core	99,421	1.21	63,769	1.10	36,549	0	199,739	0	199,739
34-5140-2100304	INBRE UNMC Genomics Core	13,654	0.10	57,585	1.00	15,955	0	87,194	0	87,194
34-5140-2104001	Nuclear Neuropilin2: a novel molecular m	93,991	0.87	0	0.00	21,052	0	115,043	0	115,043
34-5140-2105201	MUC5A mucins in breast cancer - Main	55,483	0.76	26,169	0.50	18,288	0	99,940	0	99,940
34-5140-2106101	Impact of CLDN1 inhibition chem-Dhawana	70,234	0.94	0	0.00	15,730	0	85,964	0	85,964

COST OBJECT LISTING BY SUB PROGRAM
2023-2024 GENERAL OPERATING BUDGET
UNIVERSITY OF NEBRASKA MEDICAL CENTER

SUBPROGRAM #/NAME: 51 College of Medicine

UNMC-Federal Letter of Credit-736 Federal/Restricted

COST OBJECT	Dollar	FACULTY	NON FACULTY		EMPLOYEE BENEFITS	PERSONAL	TOTAL	TOTAL	TOTAL	
		FTE	Dollar	FTE		SERVICE CREDITS	PERSONAL SERVICES	OPERATING EXPENSES		
34-5140-2107014	Mechanisms of Gap Junction Regulation	99,150	0.99	12,462	0.24	24,998	0	136,610	0	136,610
34-5140-2108003	Synergy of Lipolysis and Lipophagy in AI	14,175	0.24	4,754	0.10	4,240	0	23,169	0	23,169
34-5140-2109001	Mechanisms of membrane trafficking in en	143,744	1.05	0	0.00	32,194	0	175,938	0	175,938
34-5140-2110101	Use of radioprotector in rect - Deegan	62,701	0.69	2,318	0.05	14,563	0	79,582	0	79,582
34-5140-2111001	Biochemistry & Molecular Biology	105,879	1.79	0	0.00	23,713	0	129,592	0	129,592
34-5140-2112101	Truncated O-glycan-dependent-Ponnusamy	45,976	0.69	5,770	0.10	11,589	0	63,335	0	63,335
34-5140-2112201	Truncated O-glycan-dependent-Batra	30,522	0.15	9,000	0.10	8,852	0	48,374	0	48,374
34-5140-2113001	Biochemistry & Molecular Biology	34,397	0.40	11,539	0.20	10,288	0	56,224	0	56,224
34-5140-2114001	Biochemistry & Molecular Biology	65,112	0.76	23,594	0.40	19,867	0	108,573	0	108,573
34-5150-2068001	GATA Factor Mechanisms in Erythroid Rege	62,517	0.25	53,701	1.00	26,029	0	142,247	0	142,247
34-5150-2072001	Genetics; Cell Biology & Anatomy	39,621	0.48	58,752	1.50	22,032	0	120,405	0	120,405
34-5150-2073001	Genetics; Cell Biology & Anatomy	29,890	0.34	72,765	1.52	22,991	0	125,646	0	125,646
34-5150-2074001	Genetics; Cell Biology & Anatomy	37,478	0.63	52,881	1.00	20,238	0	110,597	0	110,597
34-5150-2075001	Genetics; Cell Biology & Anatomy	81,214	0.50	0	0.00	18,189	0	99,403	0	99,403
34-5150-2076001	Genetics; Cell Biology & Anatomy	10,185	0.13	0	0.00	2,281	0	12,466	0	12,466
34-5150-2702001	Co-oncogenic Role of ECD in HER2-Driven	4,106	0.02	0	0.00	919	0	5,025	0	5,025
34-5160-2100101	Combinational effects of Opiates Buch	2,121	0.01	0	0.00	475	0	2,596	0	2,596
34-5160-2100201	Combinational effect of Opiate Byrareddy	2,450	0.03	102,682	2.00	23,546	0	128,678	0	128,678
34-5160-2101101	HIV Tat & cocaine - Buch portion	14,847	0.07	0	0.00	3,325	0	18,172	0	18,172
34-5160-2101201	HIV Tat & cocaine - Hu portion	841	0.01	0	0.00	188	0	1,029	0	1,029
34-5160-2112001	Combinatorial effects of HIV; cART; & mo	23,801	0.38	26,957	0.50	11,369	0	62,127	0	62,127
34-5160-2114001	Combined Molecular Excision Therapy (CME	20,203	0.34	67,640	1.00	19,675	0	107,518	0	107,518
34-5160-2125001	Mechanisms underlying dysregulated neuro	81,305	0.85	44,386	0.74	28,151	0	153,842	0	153,842
34-5160-2127101	Extracellular vesicles as the vehicles f	25,180	0.31	52,095	1.00	17,308	0	94,583	0	94,583
34-5160-2129101	Prodrug Formulations Edagwa	93,615	0.75	14,925	0.30	24,311	0	132,851	0	132,851
34-5160-2129201	Prodrug Formulations Gendelman	39,362	0.13	64,855	1.15	23,342	0	127,559	0	127,559
34-5160-2133001	Molecular mechanisms underlying HIV & Co	87,379	0.93	84,179	1.48	38,424	0	209,982	0	209,982
34-5160-2134001	K channel; NLRP3inflammasome and Meth ex	206,914	2.20	4,601	0.05	47,373	0	258,888	0	258,888
34-5160-2135101	HIV Theranostics - Gendelman	91,120	0.85	0	0.00	20,409	0	111,529	0	111,529
34-5160-2135201	HIV Theranostics - Dash	54,085	0.07	0	0.00	12,114	0	66,199	0	66,199
34-5160-2137001	HIV Tat and morphine-mediated pyroptosis	56,705	0.02	45,179	0.73	22,819	0	124,703	0	124,703
34-5160-2138001	Astrocytic HIF-1a (alpha) as a therapist	27,162	0.13	31,630	0.63	13,167	0	71,959	0	71,959
34-5160-2139001	Diastolic dysfunction in HIV infection	12,659	0.10	0	0.00	2,835	0	15,494	0	15,494
34-5160-2144101	LASER ART for PrEP - Gendelman	61,423	0.83	38,149	0.34	22,301	0	121,873	0	121,873
34-5160-2144201	LASER ART for PrEP - Edagwa	29,987	0.43	4,975	0.10	7,831	0	42,793	0	42,793
34-5160-2144301	LASER ART for PrEP - Byrareddy	26,378	0.00	40,000	1.00	14,866	0	81,244	0	81,244
34-5160-2145101	HIV-1 Detection and Eliminat - Gorantla	44,114	0.30	88,591	1.74	29,722	0	162,427	0	162,427
34-5160-2145201	HIV-1 Detection and Eliminat - Gendelman	71,603	1.11	26,730	0.11	22,022	0	120,355	0	120,355
34-5160-2146001	Impact of drugs of abuse on HIV brain re	54,754	0.50	67,119	1.14	27,296	0	149,169	0	149,169
34-5160-2148002	Uncovering HIV Buch Portion	53,195	0.22	59,791	0.96	25,305	0	138,291	0	138,291
34-5160-2149002	Uncovering HIV Byareddy Portion	76,389	1.23	0	0.00	17,108	0	93,497	0	93,497
34-5160-2150001	Functional mechanism underlying Dolutegr	37,882	0.27	32,970	0.79	15,868	0	86,720	0	86,720
34-5160-2154101	New generation - Poluektova	50,360	0.63	0	0.00	11,279	0	61,639	0	61,639
34-5160-2154201	New generation - Benson	33,319	0.00	52,242	1.02	19,163	0	104,724	0	104,724
34-5160-2155101	Enhancement of human immune Poluektova	43,646	0.00	0	0.00	9,776	0	53,422	0	53,422
34-5160-2155201	Enhancement of human immune Gorantla	14,185	0.00	20,000	0.50	7,657	0	41,842	0	41,842
34-5160-2156001	Pharmacology	23,480	0.07	0	0.00	5,258	0	28,738	0	28,738
34-5160-2157101	Diastolic Heart Failure in HIV-1 Bidasee	96,829	0.68	0	0.00	21,687	0	118,516	0	118,516
34-5160-2157201	Diastolic Heart Failure in HIV- Gorantla	24,458	0.00	0	0.00	5,477	0	29,935	0	29,935
34-5160-2161228	Neurprtctv Immnty-HIV Dementia-Gendelman	3,124	0.00	63,631	0.22	14,951	0	81,706	0	81,706
34-5160-2162001	Pharmacology	80,381	0.63	3,681	0.04	18,828	0	102,890	0	102,890

COST OBJECT LISTING BY SUB PROGRAM
2023-2024 GENERAL OPERATING BUDGET
UNIVERSITY OF NEBRASKA MEDICAL CENTER

SUBPROGRAM #/NAME: 51 College of Medicine

UNMC-Federal Letter of Credit-736 Federal/Restricted

COST OBJECT	Dollar	FACULTY		NON FACULTY		EMPLOYEE BENEFITS	PERSONAL SERVICE CREDITS	TOTAL PERSONAL SERVICES	TOTAL OPERATING EXPENSES	TOTAL
		FTE	Dollar	FTE	Dollar					
34-5170-2096001	Novel Target Mechanism (Renal Denervatio	19,980	0.11	52,495	1.00	16,232	0	88,707	0	88,707
34-5170-2104105	Cardiac afferents and renal function in	50,232	0.23	53,416	0.90	23,214	0	126,862	0	126,862
34-5170-2106001	Mechanisms of iron-mediated renal injury	52,013	0.47	100,266	2.00	34,106	0	186,385	0	186,385
34-5170-2108002	Development of a next-generation glycomi	18,540	0.00	0	0.00	4,154	0	22,694	0	22,694
34-5170-2109001	Role of angiotensin II in mediating K se	1,584	0.01	0	0.00	355	0	1,939	0	1,939
34-5170-2112003	Harnessing Glycoproteomics and Glycomics	94,540	0.74	97,037	1.96	42,908	0	234,485	0	234,485
34-5170-2114101	Nrf2 regulation of oxidative stress in h	81,871	0.36	78,596	1.50	35,938	0	196,405	0	196,405
34-5170-2215101	Novel target mechanism - Patel	48,918	0.26	0	0.00	10,955	0	59,873	0	59,873
34-5170-2217001	Cellular & Integrative Physiology	73,552	1.03	82,400	1.50	34,929	0	190,881	0	190,881
34-5170-2218001	Cellular & Integrative Physiology	47,484	0.41	0	0.00	10,634	0	58,118	0	58,118
TOTAL	4,351,048	41.56	2,090,725	37.45	1,442,762	0	7,884,535	0	7,884,535	

UNMC-Federal Advance-737 Federal/Restricted

COST OBJECT	Dollar	FACULTY		NON FACULTY		EMPLOYEE BENEFITS	PERSONAL SERVICE CREDITS	TOTAL PERSONAL SERVICES	TOTAL OPERATING EXPENSES	TOTAL
		FTE	Dollar	FTE	Dollar					
35-5140-2049001	PDE5 inhibitor (Sildenafil) for ameliora	7,887	0.06	0	0.00	1,767	0	9,654	0	9,654
35-5140-2050005	IPA for Iram Fatima	57,057	1.00	0	0.00	12,779	0	69,836	0	69,836
35-5140-2051005	IPA for Saiprasas Gowrikumar	56,238	1.00	0	0.00	12,595	0	68,833	0	68,833
35-5140-2054003	IPA for Rizwan Ahmad	61,587	0.95	0	0.00	13,793	0	75,380	0	75,380
35-5140-2055003	IPA for Balawant Kumar	56,231	1.00	0	0.00	12,594	0	68,825	0	68,825
35-5140-2056001	Targeting novel GDF15/GFRAL/RET axis in	80,992	0.67	52,338	1.00	29,861	0	163,191	0	163,191
35-5140-2057001	Neuropilin-2 inhibitor as a potent thera	49,574	0.53	19,095	0.34	15,380	0	84,049	0	84,049
35-5140-2058001	Regulatory mechanism of non-canonical He	0	0.00	56,670	1.00	12,693	0	69,363	0	69,363
35-5140-2059101	Biochemistry & Molecular Biology	76,863	0.40	40,255	0.53	26,231	0	143,349	0	143,349
35-5140-2059201	Biochemistry & Molecular Biology	35,189	0.20	103,000	2.00	30,950	0	169,139	0	169,139
35-5140-2060001	Biochemistry & Molecular Biology	2,443	0.01	0	0.00	547	0	2,990	0	2,990
35-5140-2061001	Biochemistry & Molecular Biology	23,750	0.20	0	0.00	5,320	0	29,070	0	29,070
35-5150-2010001	Targeting SOCE-Mediated Metabolism in Br	35,637	0.16	51,341	1.00	19,480	0	106,458	0	106,458
35-5150-2011001	Genetics; Cell Biology & Anatomy	47,658	0.33	0	0.00	10,673	0	58,331	0	58,331
35-5150-2012001	Genetics; Cell Biology & Anatomy	37,219	0.00	4,234	0.05	9,283	0	50,736	0	50,736
35-5170-2001004	IPA for Shelby Konfrst	0	0.00	44,311	0.82	9,924	0	54,235	0	54,235
TOTAL	628,325	6.50	371,244	6.74	223,870	0	1,223,439	0	1,223,439	

UNMC-Trust-Grant/Cont/Loan/End-738 Trust/Restricted

COST OBJECT	Dollar	FACULTY		NON FACULTY		EMPLOYEE BENEFITS	PERSONAL SERVICE CREDITS	TOTAL PERSONAL SERVICES	TOTAL OPERATING EXPENSES	TOTAL
		FTE	Dollar	FTE	Dollar					
36-5101-2005002	Screening for Resistant Enteric Bacteria	12,528	0.13	24,804	0.30	9,779	0	47,111	0	47,111
36-5140-2160003	Nanovaccine Platforms to Combat Pancreat	1,590	0.01	0	0.00	417	0	2,007	0	2,007
36-5140-2177001	DNA repair gene mutations and prostate c	1,608	0.01	0	0.00	421	0	2,029	0	2,029
36-5140-2179201	Medical Countermeasure Drug Discovery an	91,373	1.08	22,232	0.29	29,761	0	143,366	0	143,366
36-5140-2182001	Urine and serum biomarkers for early dia	133,601	1.81	21,836	0.35	40,719	0	196,156	0	196,156
36-5140-2186001	Strategy for Safe Colon-targeted Local T	1,458	0.01	0	0.00	381	0	1,839	0	1,839
36-5140-2187101	Molecular Imaging Probe(s) for -Batra	27,037	0.11	0	0.00	7,082	0	34,119	0	34,119
36-5140-2187201	Molecular Imaging Probe(s) for-Mohs	12,004	0.08	5,134	0.10	4,490	0	21,628	0	21,628
36-5140-2187301	Molecular Imaging Probe(s) for-Kaur	7,949	0.07	43,005	0.80	13,348	0	64,302	0	64,302
36-5140-2188001	Biochemistry & Molecular Biology	0	0.00	22,268	0.51	5,833	0	28,101	0	28,101
36-5140-2191001	Biochemistry & Molecular Biology	55,539	0.34	60,340	1.10	30,357	0	146,236	0	146,236
36-5140-2193001	Biochemistry & Molecular Biology	9,540	0.16	10,271	0.20	5,190	0	25,001	0	25,001
36-5140-2194001	Biochemistry & Molecular Biology	0	0.00	14,424	0.25	3,778	0	18,202	0	18,202
36-5140-2196001	Biochemistry & Molecular Biology	0	0.00	51,341	1.00	13,450	0	64,791	0	64,791

COST OBJECT LISTING BY SUB PROGRAM
2023-2024 GENERAL OPERATING BUDGET
UNIVERSITY OF NEBRASKA MEDICAL CENTER

SUBPROGRAM #/NAME: 51 College of Medicine

UNMC-Trust-Grant/Cont/Loan/End-738 Trust/Restricted

COST OBJECT	Dollar	FACULTY	NON FACULTY		EMPLOYEE BENEFITS	PERSONAL	TOTAL	TOTAL	
		FTE	Dollar	FTE		SERVICE CREDITS	PERSONAL SERVICES	OPERATING EXPENSES	TOTAL
36-5150-2098301 Medical Countermeasure Drug Discovery an	30,820	0.17	53,560	1.00	22,104	0	106,484	0	106,484
36-5160-2113005 Rural Drug Addiction Research Center	15,993	0.00	0	0.00	4,190	0	20,183	0	20,183
36-5160-2122001 Novel long noncoding RNAs in the airway	5,276	0.00	0	0.00	1,382	0	6,658	0	6,658
36-5160-2125001 Biologic and Chemical Threat Characteriz	170,600	1.53	0	0.00	44,693	0	215,293	0	215,293
36-5160-2126001 Epigenetic mechanisms underlying cannabi	18,464	0.23	0	0.00	4,837	0	23,301	0	23,301
36-5160-2127002 Single cell brain transcriptome changes	6,740	0.02	0	0.00	1,767	0	8,507	0	8,507
36-5160-2129001 Therapeutic Biomarkers for Parkinson's d	29,649	0.24	28,103	0.50	15,129	0	72,881	0	72,881
36-5160-2130001 Host-Directed Therapy to Augment anti-M.	17,585	0.00	0	0.00	4,607	0	22,192	0	22,192
36-5160-2132001 Pharmacology	21,102	0.00	0	0.00	5,528	0	26,630	0	26,630
36-5160-2133001 Pharmacology	9,824	0.08	16,563	0.26	6,912	0	33,299	0	33,299
36-5160-2134002 Pharmacology	28,185	0.35	4,242	0.02	8,495	0	40,922	0	40,922
36-5160-2136001 Pharmacology	21,102	0.00	0	0.00	5,528	0	26,630	0	26,630
36-5160-2137001 Pharmacology	36,910	0.56	58,985	0.75	25,122	0	121,017	0	121,017
36-5160-2139001 Pharmacology	4,242	0.02	0	0.00	1,111	0	5,353	0	5,353
36-5170-2150001 Characterizing Human RPE Cell Proliferat	20,518	0.00	20,133	0.26	10,649	0	51,300	0	51,300
36-5170-2152001 Biologic and Chemical Threat Characteriz	58,692	0.32	45,146	1.00	27,203	0	131,041	0	131,041
36-5170-2153001 Suppression of Pathological Spontaneous	34,621	0.31	13,027	0.28	12,483	0	60,131	0	60,131
36-5170-2154001 Cellular & Integrative Physiology	11,186	0.14	11,616	0.15	5,973	0	28,775	0	28,775
36-5170-2155001 Cellular & Integrative Physiology	10,481	0.13	34,993	0.53	11,912	0	57,386	0	57,386
37-5101-1031002 Chancellor - IGPBS	0	0.00	73,495	0.74	19,254	0	92,749	0	92,749
37-5101-1043009 Van Schooneveld Dev Fund	0	0.00	15,582	0.20	4,083	0	19,665	0	19,665
37-5101-2009155 J. O'Dell Research \$	2,250	0.05	74,005	1.19	19,976	0	96,231	0	96,231
37-5101-3002001 Hospital Services Support	0	0.00	0	0.00	0	0	660,934	660,934	660,934
37-5101-3002120 AAA - Anesthesiology	0	0.00	0	0.00	0	0	57,229	57,229	57,229
37-5101-3002160 AAA - OB/GYN	0	0.00	0	0.00	0	0	43,071	43,071	43,071
37-5101-3002170 AAA - Ophthalmology	0	0.00	0	0.00	0	0	4,587	4,587	4,587
37-5101-3002180 AAA - Orthopaedics	0	0.00	0	0.00	0	0	19,141	19,141	19,141
37-5101-3002200 AAA - Path/Micro	0	0.00	0	0.00	0	0	342,712	342,712	342,712
37-5101-3002260 AAA - Radiology	0	0.00	0	0.00	0	0	145,927	145,927	145,927
37-5101-3003006 Chair's Hire Pkg - Anesthesiology	74,650	0.00	0	0.00	19,556	0	94,206	0	94,206
37-5101-3003015 Chair's Hire Pkg-Neuro Sci-Lowndes Lab	24,993	0.48	0	0.00	6,548	0	31,541	0	31,541
37-5101-3003020 Stauch Startup	0	0.00	24,281	0.50	6,360	0	30,641	0	30,641
37-5101-3003022 Zhong Startup	55,650	0.13	0	0.00	14,579	0	70,229	0	70,229
37-5101-3003040 Gentleman Rsch Redirection	0	0.00	10,000	0.00	2,620	0	12,620	0	12,620
37-5101-3003046 Rsch Redirection-Buch	0	0.00	30,000	0.00	7,859	0	37,859	0	37,859
37-5101-3011001 Ophthalmology-Krueger's Hire Package	75,480	0.67	0	0.00	19,772	0	95,252	0	95,252
37-5101-3011010 B Chhunchha	0	0.00	49,946	1.00	13,084	0	63,030	0	63,030
37-5101-3011020 C Conrady	14,124	0.31	0	0.00	3,700	0	17,824	0	17,824
37-5101-3012004 Faculty B - Bagher Salary	63,900	0.00	0	0.00	16,740	0	80,640	0	80,640
37-5101-3013001 Neurosurgery-Abosch Hire Pkg	0	0.00	1,825	0.04	478	0	2,303	0	2,303
37-5101-4005011 Lieberman Award-Chand (Bridge Funding)	60,023	1.00	0	0.00	15,724	0	75,747	0	75,747
37-5101-4006001 Stanley Truhlsen Jr Professorship	14,532	0.26	0	0.00	3,807	0	18,339	0	18,339
37-5101-4008001 COM-Dean's Business Office	20,989	0.00	0	0.00	5,498	0	26,487	0	26,487
37-5101-9210001 Deans Pediatric Development	77,506	0.68	10,000	0.00	22,924	0	110,430	0	110,430
37-5101-9310001 Madonna Rehab Hospital	248,564	1.95	135,614	1.03	100,642	0	484,820	0	484,820
37-5115-1001001 Grissom Professorship	37,454	0.31	16,487	0.23	14,131	0	68,072	0	68,072
37-5115-1003001 Diabetes Research-Degen	165,750	0.50	0	0.00	43,422	0	209,172	0	209,172
37-5115-1005001 Stokes-Shakelford Chair of Rheumatology	0	0.00	5,400	0.06	1,413	0	6,813	0	6,813
37-5115-1007001 Primary Care Residency	5,319	0.04	188,218	1.90	50,700	0	244,237	0	244,237
37-5115-1010001 Renolds Neurooncology Lab	20,600	0.20	0	0.00	5,398	0	25,998	0	25,998
37-5115-1011001 Harris Professorship - Geriatrics	30,000	0.00	0	0.00	7,859	0	37,859	0	37,859

COST OBJECT LISTING BY SUB PROGRAM
2023-2024 GENERAL OPERATING BUDGET
UNIVERSITY OF NEBRASKA MEDICAL CENTER

SUBPROGRAM #/NAME: 51 College of Medicine

UNMC-Trust-Grant/Cont/Loan/End-738 Trust/Restricted

COST OBJECT	Dollar	FACULTY	NON FACULTY		EMPLOYEE BENEFITS	PERSONAL	TOTAL	TOTAL	TOTAL
		FTE	Dollar	FTE		SERVICE CREDITS	PERSONAL SERVICES	OPERATING EXPENSES	
37-5115-1013001 Larson Professorship for Respiratory Dis	13,528	0.25	39,397	0.75	13,865	0	66,790	0	66,790
37-5115-1014001 Harris-Oncology Professorship	24,700	0.00	0	0.00	6,471	0	31,171	0	31,171
37-5115-1019001 Lee Roy Meyer Prof	24,290	0.22	0	0.00	6,363	0	30,653	0	30,653
37-5115-1020001 Wm Angle Chr. Cardiology	54,927	0.88	0	0.00	14,389	0	69,316	0	69,316
37-5115-1022001 Dr. Dennise Ross Chr of Nephr	9,325	0.17	0	0.00	2,443	0	11,768	0	11,768
37-5115-1023001 Miscia Chair in Interventional Cardiology	0	0.00	4,820	0.05	1,263	0	6,083	0	6,083
37-5115-2002001 Helen Fretag Prof for ALS Rsch	29,254	0.10	0	0.00	7,663	0	36,917	0	36,917
37-5115-2003001 Cancer Rsch Professorship	28,967	0.10	0	0.00	7,589	0	36,556	0	36,556
37-5115-2008001 Umbach Professorship	0	0.00	7,297	0.10	1,911	0	9,208	0	9,208
37-5115-4002001 Orr Chair in Health Security	37,500	0.38	0	0.00	9,825	0	47,325	0	47,325
37-5116-1001001 Olson Professorship	45,280	0.19	0	0.00	11,861	0	57,141	0	57,141
37-5116-1002001 M.L. Smith Professorship	20,800	0.00	0	0.00	5,450	0	26,250	0	26,250
37-5117-1001001 McGaw Memorial Prof/Medicine	35,802	0.45	0	0.00	9,379	0	45,181	0	45,181
37-5117-1002001 John E Gilmore MD Prof of Ophthalmology	16,851	0.12	0	0.00	4,414	0	21,265	0	21,265
37-5118-1001001 L. Thomas Hood Professorship	25,000	0.18	0	0.00	6,549	0	31,549	0	31,549
37-5118-1002001 Herman Frank Johnson MD Professorship	25,000	0.00	0	0.00	6,549	0	31,549	0	31,549
37-5118-2001001 Neff-Musculoskeletal Oncology Chair	75,000	0.00	5,927	0.10	21,200	0	102,127	0	102,127
37-5118-4001001 L. Thomas Hood Professorship-Cornett	25,000	0.00	0	0.00	6,549	0	31,549	0	31,549
37-5120-1001001 Havlik-Wall Professorship	21,114	0.10	7,957	0.17	7,616	0	36,687	0	36,687
37-5120-1002001 David Purtilo Distinguished Chair Of Pat	10,000	0.05	0	0.00	2,620	0	12,620	0	12,620
37-5120-1003001 Stokes-Shackelford Professor of Microbio	10,909	0.14	0	0.00	2,857	0	13,766	0	13,766
37-5120-1007001 Distq Kommineni Prof of Path	8,000	0.00	0	0.00	2,096	0	10,096	0	10,096
37-5121-1001004 Ittner - Special Project #3	17,669	0.30	26,042	0.40	11,450	0	55,161	0	55,161
37-5121-1001005 Ittner - Special Project #4	0	0.00	47,246	1.00	12,377	0	59,623	0	59,623
37-5121-1005001 Helen Freytag Professorship	29,858	0.17	0	0.00	7,821	0	37,679	0	37,679
37-5121-1008001 Carol R. Angle; Chr Peds	0	0.00	68,478	1.00	17,938	0	86,416	0	86,416
37-5121-2000001 Sparks Chair of Pediatric Research	0	0.00	31,602	0.50	8,279	0	39,881	0	39,881
37-5123-1001001 Hubbard Professorship	9,261	0.04	0	0.00	2,425	0	11,686	0	11,686
37-5123-1004001 A. Ross McIntyre Professorship	5,000	0.00	0	0.00	1,310	0	6,310	0	6,310
37-5126-1003001 Saichek Professorship	54,975	1.00	0	0.00	14,402	0	69,377	0	69,377
37-5127-1004001 McLaughlin Professorship	50,200	1.00	0	0.00	13,150	0	63,350	0	63,350
37-5127-1005001 Shackelford-Marischal Professorship	70,000	0.47	0	0.00	18,338	0	88,338	0	88,338
37-5127-1006001 Keegan-Voelte Professorship	40,000	0.00	0	0.00	10,479	0	50,479	0	50,479
37-5128-1001001 Wm Bruce Professorship-Ashley Wysong	10,000	0.20	0	0.00	2,620	0	12,620	0	12,620
37-5129-4001001 Robert Muelleman Distg Chair Emerg Med	0	0.00	29,242	0.47	7,660	0	36,902	0	36,902
37-5140-2063001 PPG Support for Batra	89,514	1.10	37,311	0.70	33,224	0	160,049	0	160,049
37-5140-2089001 BCC Eppley Pilot Project Siddiqui	0	0.00	12,360	0.24	3,237	0	15,597	0	15,597
37-5140-2090001 BCC Pilot Project Datta	0	0.00	10,268	0.20	2,690	0	12,958	0	12,958
37-5140-2095001 Biochemistry/Molecular Biology	0	0.00	23,617	0.46	6,187	0	29,804	0	29,804
37-5140-4000032 Siddiqui Developmental Account	0	0.00	28,710	0.56	7,521	0	36,231	0	36,231
37-5150-2066001 My Anatomy Portfolio (MAP) - HS Anatomy	5,356	0.09	0	0.00	1,402	0	6,758	0	6,758
37-5150-6001001 Ashok Mudgapalli Salary Support	144,540	0.90	0	0.00	37,866	0	182,406	0	182,406
37-5160-2160101 Neuroprotective Immunity Gendelman	25,029	0.30	51,341	1.00	20,006	0	96,376	0	96,376
37-5160-2160201 Neuroprotective Immunity Mosely	46,657	0.39	31,750	0.75	20,540	0	98,947	0	98,947
37-5160-4000001 Comm Pride of NE Prof Neuroscience	20,000	0.09	0	0.00	5,239	0	25,239	0	25,239
37-5170-2001120 Cardiomics Program	0	0.00	21,212	0.33	5,556	0	26,768	0	26,768
37-5170-2003001 Shrike-Hlavac Memorial	14,232	0.00	8,000	0.00	5,824	0	28,056	0	28,056
37-5190-2001001 Center for Cardiovascular Research	0	0.00	50,000	0.00	13,098	0	63,098	0	63,098
37-5190-2001035 Pilot Project - Jason Christensen	0	0.00	11,800	0.15	3,092	0	14,892	0	14,892
37-5190-4001001 Center for Cardiovascular Research-Admin	0	0.00	83,200	1.00	21,795	0	104,995	0	104,995

COST OBJECT LISTING BY SUB PROGRAM
2023-2024 GENERAL OPERATING BUDGET
UNIVERSITY OF NEBRASKA MEDICAL CENTER

SUBPROGRAM #/NAME: 51 College of Medicine

TOTAL	3,071,539	23.84	1,834,453	26.46	1,285,206	0	6,191,198	1,273,601	7,464,799
--------------	------------------	--------------	------------------	--------------	------------------	----------	------------------	------------------	------------------

UNMC-Auxiliary-739 Auxiliaries & Services/Restricted

COST OBJECT	Dollar	FACULTY	NON FACULTY		EMPLOYEE BENEFITS	PERSONAL SERVICE CREDITS	TOTAL PERSONAL SERVICES	TOTAL OPERATING EXPENSES	TOTAL	
		FTE	Dollar	FTE						
33-5101-0600	COM_Chinese Program Fee	0	0.00	57,812	0.87	15,953	0	73,765	0	73,765
33-5140-0016	Epigenomics Core Facility	26,537	0.32	0	0.00	7,324	0	33,861	8,586	42,447
33-5140-0096	Durham Research Center Autoclave Fund	0	0.00	9,109	0.25	2,514	0	11,623	7,596	19,219
33-5140-0376	Image Guided Rad Instr	9,615	0.04	18,026	0.25	7,629	0	35,270	0	35,270
33-5150-0041	Masters Student Fees	0	0.00	33,559	0.57	9,261	0	42,820	27,184	70,004
33-5150-0150	Bioinformatics & Systems Biology Core	66,343	1.01	74,618	0.80	38,900	0	179,861	0	179,861
33-5150-0201	Guda/Eppley Breast Cancer Genomics	0	0.00	22,440	0.40	6,192	0	28,632	0	28,632
33-5150-0501	Advanced Anatomy	0	0.00	840	0.01	232	0	1,072	39,659	40,731
33-5150-0600	Anatomy Special	0	0.00	73,205	1.16	20,202	0	93,407	181,117	274,524
33-5150-0605	Summer Teaching Funds - CBA	0	0.00	0	0.00	0	0	0	8,962	8,962
33-5150-0610	Anatomy fee for PA/PT student	0	0.00	34,573	0.57	9,541	0	44,114	0	44,114
33-5150-0620	Anatomy Fees PT	0	0.00	14,362	0.22	3,963	0	18,325	0	18,325
33-5150-2011	HenryJacksonFoundAgt	0	0.00	70,560	1.25	19,473	0	90,033	0	90,033
33-5160-0706	Student Fees-Pharmacology	0	0.00	1,856	0.04	512	0	2,368	4,500	6,868
33-5170-0100	Sm Anim Imaging Core	25,493	0.43	0	0.00	7,034	0	32,527	0	32,527
33-5170-0500	EPR Spectroscopy Core	6,520	0.06	2,249	0.05	2,421	0	11,190	0	11,190
33-5170-0600	MOUSE CARDIACSURGERY	7,522	0.13	0	0.00	2,076	0	9,598	0	9,598
TOTAL		142,030	1.97	413,209	6.44	153,227	0	708,466	277,604	986,070
SUB PROGRAM TOTAL		17,951,603	147	23,343,457	447	10,266,781	0	51,561,841	1,725,546	53,287,387

SUBPROGRAM #/NAME: 52 College of Medicine

Trust/Restricted

COST OBJECT	Dollar	FACULTY	NON FACULTY		EMPLOYEE BENEFITS	PERSONAL SERVICE CREDITS	TOTAL PERSONAL SERVICES	TOTAL OPERATING EXPENSES	TOTAL	
		FTE	Dollar	FTE						
36-5232-1014003	National AIDS Education and Training Cen	0	0.00	3,914	0.05	1,027	0	4,941	0	4,941
TOTAL		0	0.00	3,914	0.05	1,027	0	4,941	0	4,941

UNMC-State General Fund-731 State & University Generated/Unrestricted

COST OBJECT	Dollar	FACULTY	NON FACULTY		EMPLOYEE BENEFITS	PERSONAL SERVICE CREDITS	TOTAL PERSONAL SERVICES	TOTAL OPERATING EXPENSES	TOTAL	
		FTE	Dollar	FTE						
31-5201-1000	AAA - Anesthesiology	199,256	1.00	593,290	7.00	151,753	0	944,299	0	944,299
31-5201-8000	Anesth - Indirect Costs/Research	0	0.00	43,937	0.37	0	0	43,937	0	43,937
31-5210-0001	Family Practice-Instruction	809,590	8.54	478,767	7.35	401,702	0	1,690,059	0	1,690,059
31-5220-0001	Internal Medicine Instruction	-71,460	0.06	624,304	7.93	203,532	0	756,376	0	756,376
31-5220-0200	Internal Med-Cardiology Instruction	482,847	7.99	126,887	1.69	199,498	0	809,232	0	809,232
31-5220-0250	Internal Med-DEM Instruction	282,974	3.25	165,171	3.00	94,061	0	542,206	0	542,206
31-5220-0300	Internal Med-GenMed Instruction	1,176,433	15.49	222,147	4.00	332,587	0	1,731,167	0	1,731,167
31-5220-0350	Internal Med-Geriatic Instruction	229,487	4.47	219,705	3.72	140,253	0	589,445	0	589,445
31-5220-0400	Internal Med-GI Instruction	275,902	5.30	264,232	3.85	195,113	0	735,247	0	735,247
31-5220-0450	IM Hosp Med Instruct	397,829	4.15	256,081	4.66	151,080	0	804,990	0	804,990
31-5220-0500	Internal Med-Infect Diseases Instruction	441,809	6.56	189,289	2.98	186,789	0	817,887	0	817,887
31-5220-0550	IM ALLERGY/IMMUN FUN	125,128	2.17	65,725	0.90	59,038	0	249,891	0	249,891
31-5220-0600	Internal Med-Nephrology Instruction	506,799	6.47	105,447	1.67	146,841	0	759,087	0	759,087
31-5220-0700	Internal Med-Oncology Instruction	282,540	3.49	79,568	1.00	88,617	0	450,725	0	450,725
31-5220-0800	Internal Med-Pulmonary Instruction	597,470	10.42	214,925	3.55	193,614	0	1,006,009	0	1,006,009
31-5220-0900	Internal Med-Rheumatology Instruction	347,764	4.23	156,257	2.75	129,140	0	633,161	0	633,161

COST OBJECT LISTING BY SUB PROGRAM
2023-2024 GENERAL OPERATING BUDGET
UNIVERSITY OF NEBRASKA MEDICAL CENTER

SUBPROGRAM #/NAME: 52 College of Medicine

UNMC-State General Fund-731 State & University Generated/Unrestricted

COST OBJECT	Dollar	FACULTY	NON FACULTY		EMPLOYEE BENEFITS	PERSONAL SERVICE CREDITS	TOTAL PERSONAL SERVICES	TOTAL OPERATING EXPENSES	TOTAL	
		FTE	Dollar	FTE						
31-5220-8000	Int Med - Indirect Costs/Research	12,179	0.10	0	0.00	3,825	0	16,004	0	16,004
31-5250-0001	Neurological Science Instruction	1,119,252	9.57	524,958	8.05	283,674	0	1,927,884	0	1,927,884
31-5260-0001	Obstetrics/Gynecology-Instruction	1,367,400	14.93	542,327	7.50	582,488	0	2,492,215	0	2,492,215
31-5270-0001	Ophthalmology Instruction	464,603	6.21	91,449	1.00	131,520	0	687,572	0	687,572
31-5280-0001	Orthopedics Instruction	0	0.00	308,675	5.09	95,832	0	404,507	0	404,507
31-5290-0001	Otol & Maxill Facial Surg-Instruction	10,731	0.21	169,932	1.52	16,293	0	196,956	0	196,956
TOTAL		9,058,533	114.60	5,443,073	79.57	3,787,250	0	18,288,856	0	18,288,856

UNMC-Federal Letter of Credit-736 Federal/Restricted

COST OBJECT	Dollar	FACULTY	NON FACULTY		EMPLOYEE BENEFITS	PERSONAL SERVICE CREDITS	TOTAL PERSONAL SERVICES	TOTAL OPERATING EXPENSES	TOTAL	
		FTE	Dollar	FTE						
34-5201-2005001	Extracellular vesicles; meth relapse and	0	0.00	59,950	1.00	13,427	0	73,377	0	73,377
34-5201-2009005	Cardiac afferents and renal function in	2,037	0.01	55,623	1.00	12,914	0	70,574	0	70,574
34-5201-2010001	Novel Neural Mechanisms underlying Lung-	38,765	0.19	53,079	1.00	20,570	0	112,414	0	112,414
34-5201-2012202	Equipped - Unrestricted 2nd Yr Funds	116,604	1.05	143,544	3.00	58,265	0	318,413	0	318,413
34-5201-2014001	Skeletal Muscle Nrf2:Exercise-Induced Ca	93,413	1.19	93,021	1.60	41,755	0	228,189	0	228,189
34-5201-2015101	Cerebral organoid and iPSC derived micro	5,923	0.09	53,342	1.25	13,273	0	72,538	0	72,538
34-5210-1007013	Family Medicine	0	0.00	95,965	0.95	21,493	0	117,458	0	117,458
34-5224-2007001	3D Bioprinting of Biomimetic Constructs	25,724	0.19	40,952	0.66	14,934	0	81,610	0	81,610
34-5224-2009001	Scar Detection and Treatment with Drople	96,864	0.97	66,341	1.20	36,552	0	199,757	0	199,757
34-5224-2010001	A Hydrogel Ionic Circuit-Based Electrica	5,161	0.05	21,433	0.42	5,956	0	32,550	0	32,550
34-5228-1010104	Nebraska Geriatric Workforce Enhancement	206,486	3.04	111,847	1.83	71,295	0	389,628	0	389,628
34-5228-1010204	Nebraska Geriatric Workforce Enhancement	41,591	0.64	0	0.00	9,315	0	50,906	0	50,906
34-5228-2005001	Promoting physical activity to improve c	33,409	0.54	12,114	0.15	10,196	0	55,719	0	55,719
34-5229-2028001	Impaired phospholipid methylation result	58,164	0.39	26,417	0.52	30,442	0	115,023	0	115,023
34-5229-2030001	Ethanol suppresses HBV peptide-MHC class	63,577	0.72	0	0.00	14,240	0	77,817	0	77,817
34-5229-2032001	Extracellular vesicles as the vehicles f	106,861	1.66	0	0.00	23,934	0	130,795	0	130,795
34-5229-2033001	Role of alcohol-induced ghrelin in modul	19,102	0.00	0	0.00	4,278	0	23,380	0	23,380
34-5229-2034001	Altered Lipid Droplet Trafficking Role i	109,542	0.99	52,000	1.00	36,181	0	197,723	0	197,723
34-5229-2035001	New generation of long acting nucleos(t)	37,277	0.18	41,200	1.00	17,576	0	96,053	0	96,053
34-5229-2036001	Gastro & Hepa (Internal Medicine)	15,882	0.20	0	0.00	3,557	0	19,439	0	19,439
34-5229-2036101	Gastro & Hepa-ACORN - Admin core	8,506	0.05	0	0.00	1,906	0	10,412	0	10,412
34-5229-2036201	Gastro & Hepa-ACORN - Pilot core	8,506	0.05	0	0.00	1,906	0	10,412	0	10,412
34-5229-2036401	G&A-ACORN - Child Project 1 (Wyatt)	49,926	0.28	0	0.00	11,182	0	61,108	0	61,108
34-5232-3012002	Title III: Categorical Grant Program to P	0	0.00	240,859	3.54	53,946	0	294,805	0	294,805
34-5232-3013010	Infectious Diseases (Internal Medicine)	13,401	0.11	115,788	1.76	28,935	0	158,124	0	158,124
34-5234-2008101	Geranylgeranyl diphosphate syntase inhi	3,064	0.02	0	0.00	686	0	3,750	0	3,750
34-5234-2009101	Connectivity mapping identified novel co	59,083	0.69	0	0.00	13,233	0	72,316	0	72,316
34-5236-2000001	Resolving occupational exposure-induced	45,548	0.31	54,928	1.00	22,504	0	122,980	0	122,980
34-5237-2029001	Mechanisms by Which Alcohol-Induced Dysb	28,750	0.61	23,744	0.50	11,756	0	64,250	0	64,250
34-5237-2030001	Autophagy-mediated mucin degradation is	0	0.00	53,842	1.00	12,060	0	65,902	0	65,902
34-5237-2032001	Gut bacterial metallophores in the devel	84,675	0.33	80,777	1.50	37,055	0	202,507	0	202,507
34-5250-2011001	The Role of Astrocytes in the Fragile X	72,899	0.22	69,164	1.30	31,818	0	173,881	0	173,881
34-5250-2015001	Measuring neurodevelopmental effects of	65,449	0.38	30,741	0.66	21,544	0	117,734	0	117,734
34-5250-2025104	CoNDA Administrative Core	70,067	0.43	67,159	1.25	30,733	0	167,959	0	167,959
34-5250-2025114	CoNDA Translational Imaging/Behavior Cor	38,935	0.33	36,772	0.60	16,956	0	92,663	0	92,663
34-5250-2025204	CoNDA Neuroimaging Core	20,761	0.12	44,918	0.60	14,710	0	80,389	0	80,389
34-5250-2025214	CoNDA Pilot - Peng Zhong	52,500	0.88	90,847	2.00	32,105	0	175,452	0	175,452
34-5250-2025224	CoNDA Pilot - Yutong Liu	0	0.00	9,030	0.22	2,022	0	11,052	0	11,052
34-5250-2025303	CoNDA Pilot - Gemenyuk	0	0.00	37,440	1.00	8,385	0	45,825	0	45,825

COST OBJECT LISTING BY SUB PROGRAM
2023-2024 GENERAL OPERATING BUDGET
UNIVERSITY OF NEBRASKA MEDICAL CENTER

SUBPROGRAM #/NAME: 52 College of Medicine

UNMC-Federal Letter of Credit-736 Federal/Restricted

COST OBJECT	Dollar	FACULTY	NON FACULTY		EMPLOYEE BENEFITS	PERSONAL SERVICE CREDITS	TOTAL PERSONAL SERVICES	TOTAL OPERATING EXPENSES	TOTAL	
		FTE	Dollar	FTE						
34-5250-2025304	CoNDA Pilot - Gumenyuk	0	0.00	6,241	0.10	1,397	0	7,638	0	7,638
34-5250-2025604	CoNDA Pilot - Taraschenko UNMC	5,133	0.11	40,117	1.00	10,136	0	55,386	0	55,386
34-5250-2025704	CoNDA Pilot - da Silva Augusto UNMC	37,874	0.50	41,200	1.00	17,710	0	96,784	0	96,784
34-5250-2026015	Monitoring real-world driver behavior fo	161,414	1.08	154,287	3.20	70,708	0	386,409	0	386,409
34-5250-2029001	Macrophages and Microglia; Gene Expressi	21,210	0.09	12,729	0.20	7,601	0	41,540	0	41,540
34-5250-2030001	Developing an Astroglial Model for Fragi	18,702	0.09	10,873	0.20	6,624	0	36,199	0	36,199
34-5250-2031102	Uncovering HIV Fox Portion	84,559	0.21	193,003	3.18	62,165	0	339,727	0	339,727
34-5250-2031112	Uncovering HIV Fox Supplement	17,002	0.25	0	0.00	3,807	0	20,809	0	20,809
34-5250-2031202	Uncovering HIV Guda Portion	19,930	0.00	0	0.00	4,464	0	24,394	0	24,394
34-5250-2036101	Great Plains IDeA-Admin Core Cycle 2	170,921	0.95	454,979	6.90	140,181	0	766,081	0	766,081
34-5250-2036201	Professional Development (Mikuls)	100,630	0.63	0	0.00	22,538	0	123,168	0	123,168
34-5250-2036203	Great Plains - Cycle 2 Kotwal Scholar	57,300	1.00	0	0.00	12,833	0	70,133	0	70,133
34-5250-2036204	Great Plains - Cycle 2 Wellsandt Scholar	25,474	0.25	16,145	0.25	9,321	0	50,940	0	50,940
34-5250-2036205	Great Plains - Cycle 2 Dai Scholar	31,078	0.25	0	0.00	6,960	0	38,038	0	38,038
34-5250-2036301	BERD Core (Zhang)	161,319	0.99	4,601	0.05	37,161	0	203,081	0	203,081
34-5250-2036401	Tracking and Eval (Philibert)	32,782	0.20	0	0.00	7,342	0	40,124	0	40,124
34-5250-2036501	Community Engagement (King)	34,093	0.28	6,860	0.05	9,172	0	50,125	0	50,125
34-5250-2036601	BBICE Core (Guda)	78,446	0.56	80,400	1.20	35,576	0	194,422	0	194,422
34-5250-2036733	Pilot Core - Cycle 2 Maloney	4,500	0.10	0	0.00	1,009	0	5,509	0	5,509
34-5250-2036745	Pilot Core - Cycle 2 Gehringer	0	0.00	13,999	0.40	3,136	0	17,135	0	17,135
34-5250-2036901	Great Plains - Cycle 2 Supplement	81,039	0.65	204,000	2.56	63,840	0	348,879	0	348,879
34-5250-2036911	Great Plains - Cycle 2 Supplement 2	43,700	0.44	62,924	0.75	23,881	0	130,505	0	130,505
34-5250-2038001	Neurological Sciences (Internal Medicine	80,894	1.00	0	0.00	18,118	0	99,012	0	99,012
34-5250-2039001	Neurological Sciences (Internal Medicine	0	0.00	45,450	1.00	10,179	0	55,629	0	55,629
34-5260-2005001	Metabolic Regulators of Corpus Luteum Fu	26,801	0.15	7,559	0.18	7,695	0	42,055	0	42,055
34-5260-2007001	A novel regulation of early follicle for	70,880	0.42	52,384	1.00	27,606	0	150,870	0	150,870
34-5260-2008001	Development of Mechanism-Based Ovarian	53,635	0.48	54,696	1.06	24,262	0	132,593	0	132,593
34-5260-2010001	Roles of Hippo signaling and gap junctio	0	0.00	58,551	1.00	13,113	0	71,664	0	71,664
34-5270-2023005	Induced Pluripotent Stem Cell Approach T	53,158	0.33	19,315	0.38	16,232	0	88,705	0	88,705
34-5270-2024023	Regulation of Photoreceptor Neurotransmi	45,660	0.26	24,224	0.50	15,652	0	85,536	0	85,536
34-5270-2025001	Human Disease Modeling of Glaucomatous N	49,047	0.29	25,547	0.50	16,706	0	91,300	0	91,300
34-5270-2026001	Influence of ocular hypertension on neur	59,250	0.60	67,228	1.25	28,327	0	154,805	0	154,805
34-5270-2027001	ARF6 function in cancers driven by RAS h	48,654	0.78	17,991	0.52	14,927	0	81,572	0	81,572
34-5270-2028001	Pathogenesis of Uveitis in Ebola Virus D	21,442	0.09	6,500	0.10	6,258	0	34,200	0	34,200
TOTAL	3,394,979	29.92	3,564,640	62.01	1,570,232	0	8,529,851	0	8,529,851	

UNMC-Federal Advance-737 Federal/Restricted

COST OBJECT	Dollar	FACULTY	NON FACULTY		EMPLOYEE BENEFITS	PERSONAL SERVICE CREDITS	TOTAL PERSONAL SERVICES	TOTAL OPERATING EXPENSES	TOTAL	
		FTE	Dollar	FTE						
35-5220-2000005	IPA for Christopher Wichman	3,209	0.02	0	0.00	719	0	3,928	0	3,928
35-5220-2002005	IPA for Corrine Hanson	4,079	0.03	0	0.00	913	0	4,992	0	4,992
35-5226-2021002	IPA for Hongyin Dai	5,091	0.03	0	0.00	1,140	0	6,231	0	6,231
35-5226-2024001	Diab/Endo/Metab (Internal Medicine)	0	0.00	57,745	1.00	12,933	0	70,678	0	70,678
35-5226-2026001	Diab/Endo/Metab (Internal Medicine)	0	0.00	16,686	0.30	3,737	0	20,423	0	20,423
35-5226-2027001	Diab/Endo/Metab (Internal Medicine)	0	0.00	22,649	0.30	5,073	0	27,722	0	27,722
35-5229-2038002	IPA for Armen Petrosyan	27,624	0.40	0	0.00	6,188	0	33,812	0	33,812
35-5229-2041002	IPA for Paul Thomes	21,341	0.35	0	0.00	4,780	0	26,121	0	26,121
35-5229-2043001	Gastro & Hepa (Internal Medicine)	0	0.00	24,924	0.49	5,583	0	30,507	0	30,507
35-5229-2044001	Gastro & Hepa (Internal Medicine)	4,406	0.00	0	0.00	987	0	5,393	0	5,393
35-5229-2045001	Gastro & Hepa (Internal Medicine)	5,315	0.00	0	0.00	1,190	0	6,505	0	6,505

COST OBJECT LISTING BY SUB PROGRAM
2023-2024 GENERAL OPERATING BUDGET
UNIVERSITY OF NEBRASKA MEDICAL CENTER

SUBPROGRAM #/NAME: 52 College of Medicine

UNMC-Federal Advance-737 Federal/Restricted

COST OBJECT	Dollar	FACULTY	NON FACULTY		EMPLOYEE BENEFITS	PERSONAL SERVICE CREDITS	TOTAL PERSONAL SERVICES	TOTAL OPERATING EXPENSES	TOTAL
		FTE	Dollar	FTE					
35-5234-2002003	20,034	0.25	0	0.00	4,487	0	24,521	0	24,521
35-5234-2003003	55,995	1.00	0	0.00	12,541	0	68,536	0	68,536
35-5234-2004003	0	0.00	7,199	0.08	1,612	0	8,811	0	8,811
35-5234-2005101	0	0.00	25,671	0.50	5,750	0	31,421	0	31,421
35-5236-2000001	0	0.00	124,943	2.10	27,983	0	152,926	0	152,926
35-5237-2042001	80,908	1.00	0	0.00	18,121	0	99,029	0	99,029
35-5237-2045001	0	0.00	46,761	0.95	10,474	0	57,235	0	57,235
35-5237-2046001	0	0.00	56,185	1.00	12,584	0	68,769	0	68,769
35-5241-2031004	0	0.00	17,614	0.24	3,945	0	21,559	0	21,559
35-5241-2032004	0	0.00	24,098	0.48	5,398	0	29,496	0	29,496
35-5241-2039002	0	0.00	4,820	0.10	1,079	0	5,899	0	5,899
35-5241-2040001	15,638	0.26	23,000	0.31	8,654	0	47,292	0	47,292
35-5241-2042002	0	0.00	42,334	0.58	9,480	0	51,814	0	51,814
35-5241-2044002	0	0.00	32,557	0.59	7,292	0	39,849	0	39,849
35-5241-2048001	0	0.00	3,657	0.07	819	0	4,476	0	4,476
35-5260-2005003	76,874	1.00	0	0.00	17,217	0	94,091	0	94,091
35-5260-2008001	68,959	1.00	0	0.00	15,445	0	84,404	0	84,404
35-5270-3001001	6,461	0.05	0	0.00	1,446	0	7,907	0	7,907
TOTAL	395,934	5.38	530,843	9.08	207,570	0	1,134,347	0	1,134,347

UNMC-Trust-Grant/Cont/Loan/End-738 Federal/Restricted

COST OBJECT	Dollar	FACULTY	NON FACULTY		EMPLOYEE BENEFITS	PERSONAL SERVICE CREDITS	TOTAL PERSONAL SERVICES	TOTAL OPERATING EXPENSES	TOTAL
		FTE	Dollar	FTE					
34-5250-2022120	80,259	0.53	0	0.00	17,975	0	98,234	0	98,234
34-5250-2023210	92,202	0.93	15,910	0.25	24,213	0	132,325	0	132,325
34-5250-2023410	4,242	0.02	0	0.00	950	0	5,192	0	5,192
34-5250-2024001	71,266	0.12	0	0.00	15,961	0	87,227	0	87,227
TOTAL	247,969	1.60	15,910	0.25	59,099	0	322,978	0	322,978

UNMC-Trust-Grant/Cont/Loan/End-738 Trust/Restricted

COST OBJECT	Dollar	FACULTY	NON FACULTY		EMPLOYEE BENEFITS	PERSONAL SERVICE CREDITS	TOTAL PERSONAL SERVICES	TOTAL OPERATING EXPENSES	TOTAL
		FTE	Dollar	FTE					
36-5201-2023001	0	0.00	103,991	1.00	27,244	0	131,235	0	131,235
36-5224-2281001	51,341	1.00	0	0.00	13,450	0	64,791	0	64,791
36-5226-2084888	0	0.00	120,841	1.78	31,657	0	152,498	0	152,498
36-5226-2094888	0	0.00	20,601	0.30	5,398	0	25,999	0	25,999
36-5226-2096001	7,821	0.15	0	0.00	2,049	0	9,870	0	9,870
36-5226-2097888	10,640	0.19	2,238	0.03	3,374	0	16,252	0	16,252
36-5226-2099001	0	0.00	1,492	0.02	391	0	1,883	0	1,883
36-5226-2100888	0	0.00	72,253	1.15	18,928	0	91,181	0	91,181
36-5226-2101888	0	0.00	3,758	0.08	985	0	4,743	0	4,743
36-5226-2109888	0	0.00	24,967	0.40	6,541	0	31,508	0	31,508
36-5226-2110001	13,200	0.13	29,726	0.75	11,245	0	54,171	0	54,171
36-5226-2111003	0	0.00	33,013	0.40	8,649	0	41,662	0	41,662
36-5226-2112888	0	0.00	12,484	0.20	3,270	0	15,754	0	15,754
36-5226-2114003	0	0.00	52,849	0.70	13,845	0	66,694	0	66,694
36-5226-2118002	0	0.00	22,248	0.40	5,828	0	28,076	0	28,076
36-5226-2120888	0	0.00	16,506	0.20	4,324	0	20,830	0	20,830
36-5226-2124001	0	0.00	22,881	0.30	5,994	0	28,875	0	28,875
36-5226-2127001	0	0.00	15,254	0.20	3,996	0	19,250	0	19,250

COST OBJECT LISTING BY SUB PROGRAM
2023-2024 GENERAL OPERATING BUDGET
UNIVERSITY OF NEBRASKA MEDICAL CENTER

SUBPROGRAM #/NAME: 52 College of Medicine

UNMC-Trust-Grant/Cont/Loan/End-738 Trust/Restricted

COST OBJECT	Dollar	FACULTY	NON FACULTY		EMPLOYEE BENEFITS	PERSONAL	TOTAL	TOTAL	TOTAL	
		FTE	Dollar	FTE		SERVICE CREDITS	PERSONAL SERVICES	OPERATING EXPENSES		
36-5227-2016101	RECOVER initiative adult cohort-Vasey	17,990	0.20	0	0.00	4,712	0	22,702	0	22,702
36-5228-2019001	Pragmatic Evaluation of Events and Benef	0	0.00	10,605	0.14	2,778	0	13,383	0	13,383
36-5228-3001003	Geriatrics Workforce Enhancement Program	36,303	0.20	0	0.00	9,509	0	45,812	0	45,812
36-5229-2136003	Nebraska Center for the Prevention of Ob	7,183	0.09	0	0.00	1,881	0	9,064	0	9,064
36-5232-2174888	A Phase IIb; Randomized; Multicenter; P	0	0.00	21,132	0.25	5,536	0	26,668	0	26,668
36-5232-2189001	Effectiveness and safety of Bictegravir/	0	0.00	21,796	0.15	5,710	0	27,506	0	27,506
36-5232-2194002	LONG acting pipeline to Establish medici	18,850	0.20	0	0.00	4,938	0	23,788	0	23,788
36-5232-2194003	LONG acting pipeline to Establish medici	8,160	0.05	17,292	0.20	6,667	0	32,119	0	32,119
36-5232-2194004	LONG acting pipeline to Establish medici	0	0.00	11,932	0.20	3,126	0	15,058	0	15,058
36-5232-2209003	Long-Acting/Extended Release Tuberculosi	19,620	0.20	0	0.00	5,141	0	24,761	0	24,761
36-5232-2212001	Multimodal Imaging of NeuroHIV Dynamics	10,168	0.20	0	0.00	2,664	0	12,832	0	12,832
36-5232-2216001	A Phase 2b; Multicenter; Randomized; Ope	0	0.00	23,870	0.30	6,253	0	30,123	0	30,123
36-5232-2219001	Pneumonia Panel with Stewardship Review	0	0.00	7,162	0.09	1,875	0	9,037	0	9,037
36-5232-2220888	ENCORE - A Randomized; Double-Blind; Pla	0	0.00	1,790	0.02	469	0	2,259	0	2,259
36-5232-2227001	A Phase 3; Randomized; Observer-Blinded;	0	0.00	9,077	0.20	2,378	0	11,455	0	11,455
36-5232-2233002	Improving HIV treatment and management i	0	0.00	96,455	1.44	25,268	0	121,723	0	121,723
36-5232-3018005	Nebraska Regional Disaster Health Respon	65,801	1.05	309,832	4.05	98,403	0	474,036	0	474,036
36-5232-3019004	Nebraska Antimicrobial Stewardship Asses	9,965	0.20	68,916	0.80	20,664	0	99,545	0	99,545
36-5232-3020101	ECL Enhanced	70,539	1.56	0	0.00	18,479	0	89,018	0	89,018
36-5232-3020401	HAI COVID	11,452	0.25	0	0.00	2,999	0	14,451	0	14,451
36-5232-3020501	HAI COVID	79,213	1.41	9,476	0.10	23,234	0	111,923	0	111,923
36-5232-3020601	ICAP/ASAP ECL Cares Enhanced &IPC Train	35,863	0.79	0	0.00	9,395	0	45,258	0	45,258
36-5232-3023101	Health Equity and Quality Management ECH	99,278	2.12	0	0.00	26,007	0	125,285	0	125,285
36-5232-3028001	Infectious Diseases (Internal Medicine)	76,132	0.66	29,124	0.35	27,574	0	132,830	0	132,830
36-5234-2347001	Alliance for Clinical Trials in Oncology	0	0.00	66,642	1.00	17,459	0	84,101	0	84,101
36-5234-2372888	Phase 1-2 Multi-Center Study Evaluating	0	0.00	23,626	0.24	6,190	0	29,816	0	29,816
36-5234-2394001	The Targeted Agent and Profiling Utiliza	7,815	0.09	0	0.00	2,048	0	9,863	0	9,863
36-5234-2405888	A Phase 1B; Open-Label; Multicenter Stud	3,568	0.04	0	0.00	935	0	4,503	0	4,503
36-5234-2406888	AN EXPLORATORY PHASE 1/2 TRIAL TO E	35,269	0.70	0	0.00	9,240	0	44,509	0	44,509
36-5234-2411888	An Open-Label; Dose Escalation and Dose	1,640	0.03	0	0.00	431	0	2,071	0	2,071
36-5234-2415888	A Phase I/II Study of the c-Met Inhibito	0	0.00	69,010	1.00	18,079	0	87,089	0	87,089
36-5234-2431001	Work Order: Phase Ib study of the safety	6,220	0.11	0	0.00	1,630	0	7,850	0	7,850
36-5234-2435001	A Randomized Phase II Study of Regorafen	5,592	0.12	0	0.00	1,465	0	7,057	0	7,057
36-5234-2446001	Oncology/Hematology (Internal Medicine)	0	0.00	59,941	1.00	15,703	0	75,644	0	75,644
36-5234-2450001	Oncology/Hematology (Internal Medicine)	0	0.00	26,404	0.51	6,917	0	33,321	0	33,321
36-5235-2002888	A Phase III; Randomized; Double-blind Tr	4,700	0.05	0	0.00	1,232	0	5,932	0	5,932
36-5235-2010888	A Study to Evaluate the Safety and Effic	4,012	0.04	0	0.00	1,051	0	5,063	0	5,063
36-5235-2014888	A Global Randomized Multicenter Phase 3	13,491	0.27	0	0.00	3,535	0	17,026	0	17,026
36-5235-2016888	A Multicenter; Pivotal Phase 3 Study of	2,686	0.05	0	0.00	704	0	3,390	0	3,390
36-5235-2018888	A Phase 1b/2 Stdy of Selinexor (KPT-330)	0	0.00	28,127	0.28	7,368	0	35,495	0	35,495
36-5235-2186888	An Open-Label; Phase 1 Safety and Phase	0	0.00	19,383	0.20	5,078	0	24,461	0	24,461
36-5235-2222888	Pivotal; randomized; open-label study of	6,602	0.07	0	0.00	1,730	0	8,332	0	8,332
36-5236-2000888	A Longitudinal Prospective Observational	2,683	0.05	29,436	0.45	8,414	0	40,533	0	40,533
36-5236-2002888	A 52-week; randomized; double-blind; dou	0	0.00	26,166	0.40	6,855	0	33,021	0	33,021
36-5237-2158017	CFF Center Adult Program	20,387	0.17	4,774	0.10	6,591	0	31,752	0	31,752
36-5237-2285888	A StuDy EVALuatiNg the Long-Term EffiCac	0	0.00	5,253	0.10	1,376	0	6,629	0	6,629
36-5237-2287888	A Phase 2/3; Multicenter; Randomized; Do	0	0.00	7,880	0.15	2,064	0	9,944	0	9,944
36-5237-2288888	A Phase 3; Randomized; Double-Blind; Pla	0	0.00	23,238	0.32	6,088	0	29,326	0	29,326
36-5237-2290888	A Phase 1/2a randomized; double-blind; t	0	0.00	11,544	0.16	3,025	0	14,569	0	14,569
36-5237-2296888	Pulmonary (Internal Medicine)	0	0.00	14,549	0.25	3,812	0	18,361	0	18,361
36-5240-2041888	Validation of Genomic Immune-phenotyping	0	0.00	18,463	0.29	4,837	0	23,300	0	23,300

COST OBJECT LISTING BY SUB PROGRAM
2023-2024 GENERAL OPERATING BUDGET
UNIVERSITY OF NEBRASKA MEDICAL CENTER

SUBPROGRAM #/NAME: 52 College of Medicine

UNMC-Trust-Grant/Cont/Loan/End-738 Trust/Restricted

COST OBJECT	Dollar	FACULTY	NON FACULTY		EMPLOYEE BENEFITS	PERSONAL	TOTAL	TOTAL		
		FTE	Dollar	FTE		SERVICE CREDITS	PERSONAL SERVICES	OPERATING EXPENSES	TOTAL	
36-5240-2042888	A Phase 3b; Open-Label; Safety; and Immu	0	0.00	24,618	0.39	6,451	0	31,069	0	31,069
36-5240-2044002	APOLLO - Upper Midwest	3,235	0.07	0	0.00	847	0	4,082	0	4,082
36-5240-2045888	Nephrology (Internal Medicine)	0	0.00	3,077	0.05	806	0	3,883	0	3,883
36-5240-2046001	Nephrology (Internal Medicine)	9,965	0.11	0	0.00	2,611	0	12,576	0	12,576
36-5240-2047002	ITN080AI (REBOOT) - Efficacy of Belimuma	10,605	0.24	3,077	0.05	3,584	0	17,266	0	17,266
36-5241-2062001	ARA08 Strategy to Prevent the Onset of C	0	0.00	1,825	0.03	478	0	2,303	0	2,303
36-5241-2068001	Immune and Inflammatory Mediators of Hea	37,100	0.82	0	0.00	9,719	0	46,819	0	46,819
36-5241-2223001	Rheumatology (Internal Medicine)	14,667	0.12	17,182	0.19	8,343	0	40,192	0	40,192
36-5250-2030001	A Randomized; Double-Blind; Double-Dummy	7,393	0.09	0	0.00	1,936	0	9,329	0	9,329
36-5250-2057001	Anti-Amyloid Treatment in Asymptomatic A	35,242	0.33	0	0.00	9,232	0	44,474	0	44,474
36-5250-2085001	AtRial Cardiopathy and Antithrombotic Dr	1,826	0.01	0	0.00	478	0	2,304	0	2,304
36-5250-2115001	Deep InSight: Deep Extraction of Driver	1,136	0.02	0	0.00	298	0	1,434	0	1,434
36-5250-2135001	Novel multimodal assessment of practical	10,090	0.16	16,148	0.34	6,874	0	33,112	0	33,112
36-5250-2137888	A Phase 3; multi-center; randomized; dou	23,496	0.22	4,369	0.07	7,301	0	35,166	0	35,166
36-5250-2138001	Determining PINK1 and PRKN enzyme activi	11,845	0.18	21,556	0.50	8,750	0	42,151	0	42,151
36-5250-2139001	Signatures of Cannabis Abuse in NeuroHIV	28,813	0.25	9,894	0.22	10,140	0	48,847	0	48,847
36-5250-2146002	Translational Hearing Center	68,714	1.00	40,001	1.00	28,480	0	137,195	0	137,195
36-5250-2150888	An Open-Label; Multicenter; Rollover Stu	0	0.00	45,554	0.73	11,934	0	57,488	0	57,488
36-5250-2157001	Elucidating cell type-specific PINK1 and	22,890	0.16	28,052	0.50	13,345	0	64,287	0	64,287
36-5250-2158001	RECOVER initiative adult cohort	39,306	0.72	110,038	1.95	39,124	0	188,468	0	188,468
36-5250-2162001	Neurological Sciences (Internal Medicine	32,359	0.31	0	0.00	8,476	0	40,835	0	40,835
36-5250-2163001	Neurological Sciences (Internal Medicine	23,848	0.39	0	0.00	6,248	0	30,096	0	30,096
36-5250-2169001	Neurological Sciences (Internal Medicine	0	0.00	25,671	0.50	6,725	0	32,396	0	32,396
36-5250-2170001	Neurological Sciences (Internal Medicine	0	0.00	6,241	0.10	1,635	0	7,876	0	7,876
36-5250-3001001	Neurological Sciences (Internal Medicine	13,709	0.20	0	0.00	3,591	0	17,300	0	17,300
36-5260-2020004	Role of Glycosylation in FSH Signaling i	37,311	0.16	28,523	0.56	17,246	0	83,080	0	83,080
36-5260-2022001	Member Institution Clinical Trial Fixed	0	0.00	37,451	0.60	9,811	0	47,262	0	47,262
36-5260-2024001	ISGs in the corpus luteum are necessary	2,032	0.01	5,092	0.10	1,866	0	8,990	0	8,990
36-5260-2026001	OB/GYN	5,608	0.05	2,527	0.05	2,130	0	10,265	0	10,265
36-5264-2015001	A Phase III; Multi-center; Randomized St	14,016	0.15	24,967	0.40	10,212	0	49,195	0	49,195
36-5270-2185888	Pivotal Trial of WaveLight# EX500 Excime	6,395	0.08	0	0.00	1,675	0	8,070	0	8,070
36-5270-2186001	Aqueous Humor Dynamic Components that De	34,622	0.51	0	0.00	9,070	0	43,692	0	43,692
36-5270-2190001	Synaptic Transmission at Retinal Ribbon	30,602	0.17	24,223	0.50	14,363	0	69,188	0	69,188
36-5270-2191003	Novel Extended Release Glaucoma Therapy	14,252	0.20	12,722	0.23	7,067	0	34,041	0	34,041
36-5270-2196001	Microglia and the loss of retinal gangli	27,827	0.28	10,769	0.25	10,111	0	48,707	0	48,707
36-5270-2197002	Translational Hearing Center	10,048	0.06	0	0.00	2,632	0	12,680	0	12,680
36-5270-2203002	ADALIMUMAB VERSUS CONVENTIONAL IM	10,492	0.19	0	0.00	2,749	0	13,241	0	13,241
36-5270-2206001	Ophthalmology	1,640	0.19	0	0.00	431	0	2,071	0	2,071
36-5270-2207001	Ophthalmology	8,200	0.02	5,931	0.90	3,702	0	17,833	0	17,833
36-5280-2108006	Brittle Bone Disorders Consortium of the	10,186	0.24	19,972	0.35	7,900	0	38,058	0	38,058
36-5280-2128001	Orthopaedic Surgery	5,650	0.10	0	0.00	1,480	0	7,130	0	7,130
36-5280-2129001	Orthopaedic Surgery	7,300	0.08	0	0.00	1,912	0	9,212	0	9,212
37-5201-4002001	Pediatric Practice Plan -Childrens Hospi	866,361	19.60	0	0.00	226,957	0	1,093,318	0	1,093,318
37-5210-9110001	Family Practice Prof Svs Fees	155,600	3.00	0	0.00	40,763	0	196,363	0	196,363
37-5220-4001001	Paustian Inflammatory Bowel Disease Cent	0	0.00	60,471	1.00	15,841	0	76,312	0	76,312
37-5220-9010001	Physician Scientist Dev Award	4,665	0.04	31,647	0.55	9,512	0	45,824	0	45,824
37-5220-9110001	Int Med Prof Svs Fees	126,955	2.00	0	0.00	33,259	0	160,214	0	160,214
37-5220-9310001	Div of DEM Prof Svs Fees	0	0.00	49,846	1.00	13,058	0	62,904	0	62,904
37-5220-9410001	Gi Pro Fees/Sorrell	0	0.00	31,300	0.00	8,199	0	39,499	0	39,499
37-5220-9710001	Div Of Id Pro Svs Fees	53,300	0.94	0	0.00	13,962	0	67,262	0	67,262
37-5220-9710003	ID Project Account	36,520	0.91	0	0.00	9,568	0	46,088	0	46,088

COST OBJECT LISTING BY SUB PROGRAM
2023-2024 GENERAL OPERATING BUDGET
UNIVERSITY OF NEBRASKA MEDICAL CENTER

SUBPROGRAM #/NAME: 52 College of Medicine

UNMC-Trust-Grant/Cont/Loan/End-738 Trust/Restricted

COST OBJECT	Dollar	FACULTY	NON FACULTY		EMPLOYEE BENEFITS	PERSONAL	TOTAL	TOTAL	TOTAL	
		FTE	Dollar	FTE		SERVICE CREDITS	PERSONAL SERVICES	OPERATING EXPENSES		
37-5220-9810001	Div of Onc Prof Svs Fees	121,760	2.25	0	0.00	31,897	0	153,657	0	153,657
37-5224-1003001	Cardiology Prof Svc Fees	0	0.00	34,946	0.78	9,155	0	44,101	0	44,101
37-5224-1006001	Center for Intelligent Health Care	0	0.00	218,655	1.95	57,281	0	275,936	0	275,936
37-5224-1007001	Anderson Chief Start up	107,220	0.90	235,664	3.70	89,824	0	432,708	0	432,708
37-5226-2003001	Bly Memorial Research Fund	19,542	0.17	0	0.00	5,121	0	24,663	0	24,663
37-5226-2004001	DEM Section Research	15,073	0.11	140,690	2.75	40,806	0	196,569	0	196,569
37-5226-2007001	Viswanathan DEM Start-up	0	0.00	51,500	1.00	13,492	0	64,992	0	64,992
37-5226-2010001	Transforming Diabetes Care	127,093	1.80	57,938	0.75	48,472	0	233,503	0	233,503
37-5227-1004001	IDX Special Development	53,892	0.41	0	0.00	14,118	0	68,010	0	68,010
37-5227-4500001	Faculty Dev Fund-Chief Discretionary	33,213	0.73	0	0.00	8,701	0	41,914	0	41,914
37-5228-1005001	Dr. Steven Fund	73,123	1.60	19,097	0.40	24,159	0	116,379	0	116,379
37-5228-4001001	Richard Brooke & Dorothy B Davis Fund	29,305	0.49	0	0.00	7,677	0	36,982	0	36,982
37-5229-4008001	P. Mannon Start Up	209,374	1.99	454,775	6.75	173,986	0	838,135	0	838,135
37-5231-9510001	IM Hospital Medicine Prof Svc Fees	31,031	0.26	0	0.00	8,129	0	39,160	0	39,160
37-5232-1007001	Kalil Development	88,458	0.87	0	0.00	23,172	0	111,630	0	111,630
37-5232-1014001	Florescu Development	0	0.00	621,135	8.00	162,716	0	783,851	0	783,851
37-5232-2001002	Payroll - Holding Account	0	0.00	60,571	0.75	15,868	0	76,439	0	76,439
37-5232-2026001	Hankins Research Account	0	0.00	15,582	0.20	4,083	0	19,665	0	19,665
37-5232-2029001	Cortes-Penfield Research Account	0	0.00	15,582	0.20	4,083	0	19,665	0	19,665
37-5232-3008001	RW Part D Program Income	0	0.00	132,769	1.92	34,782	0	167,551	0	167,551
37-5232-3009001	RW Part C Program Income	0	0.00	285,402	4.15	74,766	0	360,168	0	360,168
37-5234-2032001	Hematologic Malignancy Research Fund	180,806	2.70	104,394	1.75	74,713	0	359,913	0	359,913
37-5234-2060001	BCC Funding for Dr. Andy Bi	0	0.00	24,937	0.49	6,533	0	31,470	0	31,470
37-5234-2061001	Apar Ganti Research Dev Fund	42,237	0.60	154,466	2.85	51,530	0	248,233	0	248,233
37-5234-2068001	IM-Hematology/Oncology	181,031	2.00	173,694	3.00	92,926	0	447,651	0	447,651
37-5234-2069001	IM-Oncology & Hematology	0	0.00	111,681	1.60	29,257	0	140,938	0	140,938
37-5237-2003001	Advanced Stage Lung Disease Rsch Fund	0	0.00	43,646	0.75	11,434	0	55,080	0	55,080
37-5237-2035001	Sadikot Research	0	0.00	52,530	1.00	13,761	0	66,291	0	66,291
37-5240-9110001	Nephrology SRF	37,077	0.30	327,684	4.75	95,555	0	460,316	0	460,316
37-5241-2004001	NE Arthritis Outcomes Research Center Fu	84,488	0.74	64,928	0.92	39,142	0	188,558	0	188,558
37-5241-2020001	National Data Bank for Rheumatic Disease	73,823	0.00	0	0.00	19,340	0	93,163	0	93,163
37-5250-2004031	Chen Research	11,845	0.15	0	0.00	3,103	0	14,948	0	14,948
37-5250-2017001	IDeA-CTR Program Income	0	0.00	266,438	4.00	69,798	0	336,236	0	336,236
37-5250-2022001	PTSD Research Fund	213,197	2.52	204,636	3.80	109,458	0	527,291	0	527,291
37-5260-3000001	CSP - Drucker	48,456	1.00	0	0.00	12,693	0	61,149	0	61,149
37-5261-2001001	Leland & Dorothy Olson Ctr Women's Hlth	0	0.00	31,497	0.50	8,252	0	39,749	0	39,749
37-5261-2001002	Post Doctoral - Research Training	0	0.00	17,726	0.35	4,644	0	22,370	0	22,370
37-5261-2001003	Research - Dr Kim	26,961	0.24	51,341	1.00	20,512	0	98,814	0	98,814
37-5261-2001011	Olson Center/Womens Health Res Ctr	0	0.00	165,727	2.85	43,416	0	209,143	0	209,143
37-5261-2001012	Olson Center/Research Director - Davis	75,449	0.32	27,464	0.50	26,961	0	129,874	0	129,874
37-5261-2001015	Ob/Gyn Research Administrator	0	0.00	35,641	0.46	9,337	0	44,978	0	44,978
37-5261-2001016	Ob/Gyn Instructional Designer	36,330	0.47	0	0.00	9,517	0	45,847	0	45,847
37-5261-2001017	Ob/GYN MD Faculty	25,000	0.21	0	0.00	6,549	0	31,549	0	31,549
37-5261-2001018	Ob/Gyn PhD Recruit FY 2020	129,500	0.64	40,000	1.00	44,405	0	213,905	0	213,905
37-5270-2009001	UCLA Foundation-Lincy Roll Over	0	0.00	9,719	0.13	2,547	0	12,266	0	12,266
37-5270-3004001	Low Vision Salary Account	85,800	1.62	0	0.00	22,477	0	108,277	0	108,277
37-5270-9110001	CSP Shortfall	26,880	0.47	2,519	0.05	7,701	0	37,100	0	37,100
37-5280-2008001	Simulator Maintenance & Refurbishing Fun	0	0.00	62,400	1.00	16,346	0	78,746	0	78,746
37-5280-2010001	Hixson Sub-Fund Orthopaedic Research	185,000	3.13	50,000	0.23	61,562	0	296,562	0	296,562
37-5280-2014001	Chapin Memorial Fund	15,000	0.06	0	0.00	3,930	0	18,930	0	18,930
37-5280-3002001	Clinical Shortfall	139,091	2.06	0	0.00	36,438	0	175,529	0	175,529

COST OBJECT LISTING BY SUB PROGRAM
2023-2024 GENERAL OPERATING BUDGET
UNIVERSITY OF NEBRASKA MEDICAL CENTER

SUBPROGRAM #/NAME: 52 College of Medicine

UNMC-Trust-Grant/Cont/Loan/End-738 Trust/Restricted

COST OBJECT	Dollar	FACULTY	NON FACULTY		EMPLOYEE BENEFITS	PERSONAL SERVICE CREDITS	TOTAL PERSONAL SERVICES	TOTAL OPERATING EXPENSES	TOTAL
		FTE	Dollar	FTE					
37-5290-2006001 Resident Development Fund	15,914	0.16	0	0.00	4,170	0	20,084	0	20,084
37-5290-9610001 ENT Peds Short fall	4,673	0.10	9,128	0.15	3,616	0	17,417	0	17,417
TOTAL	5,177,647	77.84	6,707,243	102.14	3,113,478	0	14,998,368	0	14,998,368

UNMC-Auxiliary-739 Auxiliaries & Services/Restricted

COST OBJECT	Dollar	FACULTY	NON FACULTY		EMPLOYEE BENEFITS	PERSONAL SERVICE CREDITS	TOTAL PERSONAL SERVICES	TOTAL OPERATING EXPENSES	TOTAL
		FTE	Dollar	FTE					
33-5220-0302 Engage Wellness Prg	0	0.00	166,173	3.80	45,859	0	212,032	0	212,032
33-5224-1003 RHEUMATOLOGY BIOBANK	0	0.00	26,487	0.47	7,309	0	33,796	0	33,796
33-5225-0001 CTO Heart & Vascular	0	0.00	546,055	9.20	150,693	0	696,748	0	696,748
33-5226-0001 Pancreatic Study Fee	0	0.00	1,603	0.02	442	0	2,045	0	2,045
33-5232-0010 SCC Research	0	0.00	37,874	0.42	10,451	0	48,325	0	48,325
33-5235-0001 Clinical Trail Ofc FPBCC	0	0.00	1,038,733	16.38	286,655	0	1,325,388	0	1,325,388
33-5250-1000 CAMRI Core	18,440	0.15	61,072	0.70	21,943	0	101,455	0	101,455
TOTAL	18,440	0.15	1,877,997	30.98	523,352	0	2,419,789	0	2,419,789

SUB PROGRAM TOTAL

18,293,502	229	18,143,620	284	9,262,008	0	45,699,130	0	45,699,130
-------------------	------------	-------------------	------------	------------------	----------	-------------------	----------	-------------------

SUBPROGRAM #/NAME: 53 College of Medicine

UNMC-State General Fund-731 State & University Generated/Unrestricted

COST OBJECT	Dollar	FACULTY	NON FACULTY		EMPLOYEE BENEFITS	PERSONAL SERVICE CREDITS	TOTAL PERSONAL SERVICES	TOTAL OPERATING EXPENSES	TOTAL
		FTE	Dollar	FTE					
31-5301-0001 Pathology/Microbiology	1,013,025	9.20	1,194,176	17.49	714,046	0	2,921,247	0	2,921,247
31-5310-0000 Pediatrics-Pediatrics Administration	2,540,588	43.59	85,716	1.18	529,013	0	3,155,317	0	3,155,317
31-5310-3108 COSTSHARING/ 36-7215-2017-001	55,600	1.00	0	0.00	0	0	55,600	0	55,600
31-5310-3109 COSTSHARING/36-5316-2073-001	2,876	0.02	0	0.00	903	0	3,779	0	3,779
31-5310-3197 COSTSHARING/ 36-5360-2295-001	4,425	0.10	0	0.00	1,390	0	5,815	0	5,815
31-5310-3198 COSTSHARING/36-0115-1005-010	11,141	0.26	0	0.00	3,498	0	14,639	0	14,639
31-5310-3200 COSTSHARING/36-5315-3009-001	3,549	0.03	0	0.00	1,115	0	4,664	0	4,664
31-5315-0001 Perinatal Qual Impro	0	0.00	78,734	0.80	0	0	78,734	0	78,734
31-5321-0001 Metabolic Formula	100,614	1.07	2,251	0.02	707	0	103,572	0	103,572
31-5330-0001 Psychiatry Instruction	1,517,312	18.23	599,297	8.40	516,257	0	2,632,866	0	2,632,866
31-5340-0001 Radiation Oncology - Instruction	170,437	1.08	10,000	0.00	45,331	0	225,768	0	225,768
31-5350-0001 Radiology Instruction	346,567	5.60	459,592	5.53	354,923	0	1,161,082	0	1,161,082
31-5360-0001 Surgery Instruction	1,243,960	14.67	1,683,768	20.99	753,525	0	3,681,253	0	3,681,253
31-5370-0001 Emergency Medicine	1,197,785	10.66	195,037	1.41	219,009	0	1,611,831	0	1,611,831
31-5385-0001 Neurosurgery	56,455	1.04	117,062	1.96	56,903	0	230,420	0	230,420
31-5390-0001 Physical Med & Rehab	24,162	0.05	10,354	0.17	4,560	0	39,076	0	39,076
31-5395-0001 Dermatology	81,457	0.21	0	0.00	0	0	81,457	0	81,457
TOTAL	8,369,953	106.81	4,435,987	57.95	3,201,180	0	16,007,120	0	16,007,120

UNMC-Federal Letter of Credit-736 Federal/Restricted

COST OBJECT	Dollar	FACULTY	NON FACULTY		EMPLOYEE BENEFITS	PERSONAL SERVICE CREDITS	TOTAL PERSONAL SERVICES	TOTAL OPERATING EXPENSES	TOTAL
		FTE	Dollar	FTE					
34-5301-2000102 Mobile Health-Targeted SARS-CoV-2 Testin	44,331	0.21	84,896	1.00	28,942	0	158,169	0	158,169
34-5301-2085101 Targeting CXCR2 axis in Pancreatic Cance	17,775	0.12	0	0.00	3,982	0	21,757	0	21,757
34-5301-2095114 Staphylococcal Biofilm Bio Core B	11,777	0.16	49,286	0.50	13,676	0	74,739	0	74,739
34-5301-2095214 Staphylococcal Biofilm Admin Core C	46,576	0.05	45,794	0.95	20,687	0	113,057	0	113,057

COST OBJECT LISTING BY SUB PROGRAM
2023-2024 GENERAL OPERATING BUDGET
UNIVERSITY OF NEBRASKA MEDICAL CENTER

SUBPROGRAM #/NAME: 53 College of Medicine

UNMC-Federal Letter of Credit-736 Federal/Restricted

COST OBJECT	Dollar	FACULTY	NON FACULTY		EMPLOYEE BENEFITS	PERSONAL	TOTAL	TOTAL	TOTAL	
		FTE	Dollar	FTE		SERVICE CREDITS	PERSONAL SERVICES	OPERATING EXPENSES		
34-5301-2095314	Staphylococcal Biofilm Project 1	53,025	0.12	72,821	1.15	28,185	0	154,031	0	154,031
34-5301-2095414	Staphylococcal Biofilm Project 2	123,755	1.26	49,286	0.50	38,756	0	211,797	0	211,797
34-5301-2095514	Staphylococcal Biofilm Project 3 U of CO	10,605	0.06	0	0.00	2,376	0	12,981	0	12,981
34-5301-2095614	Staphylococcal Biofilm Project 4	55,042	0.35	88,632	1.50	32,179	0	175,853	0	175,853
34-5301-2095714	Staphylococcal Biofilm Bio Core A	66,759	0.81	0	0.00	14,953	0	81,712	0	81,712
34-5301-2096105	Molecular diagnostic and prognostic sign	20,701	0.15	13,400	0.20	7,637	0	41,738	0	41,738
34-5301-2097101	Regulatory role of tandem tryptophan con	80,188	0.85	0	0.00	17,960	0	98,148	0	98,148
34-5301-2097201	Regulatory role of tandem tryptophan con	13,043	0.08	42,272	0.75	12,388	0	67,703	0	67,703
34-5301-2097301	Regulatory role of tandem tryptophan con	13,473	0.08	68,648	1.50	18,393	0	100,514	0	100,514
34-5301-2099001	Coxiella manipulation of cholesterol in	46,844	0.33	42,436	1.00	19,996	0	109,276	0	109,276
34-5301-2100001	T cell-innate immune crosstalk regulates	38,949	0.23	91,740	1.50	29,271	0	159,960	0	159,960
34-5301-2201001	Novel Janus-type Antimicrobial Dressings	43,430	0.30	55,521	1.00	22,162	0	121,113	0	121,113
34-5301-2204101	Cooperative role of TET2 & IDH2 mutation	43,774	0.39	13,401	0.20	12,805	0	69,980	0	69,980
34-5301-2208101	Pre-analytical variables of bioanalytes	46,783	0.41	13,401	0.20	13,479	0	73,663	0	73,663
34-5301-2210101	Mechanisms of staphylococcal skin coloni	42,420	0.29	0	0.00	9,500	0	51,920	0	51,920
34-5301-2211001	Pathology/Microbiology	0	0.00	59,592	1.00	13,346	0	72,938	0	72,938
34-5301-2212001	Pathology/Microbiology	39,145	0.25	51,595	1.00	20,323	0	111,063	0	111,063
34-5301-2213001	Pathology/Microbiology	89,838	0.48	160,132	2.28	55,861	0	305,831	0	305,831
34-5301-2214101	Coxiella survival mechanisms in the intr	28,135	0.20	0	0.00	6,301	0	34,436	0	34,436
34-5301-2215001	Pathology/Microbiology	30,746	0.26	41,795	0.75	16,248	0	88,789	0	88,789
34-5301-2216001	Pathology/Microbiology	21,102	0.15	0	0.00	4,726	0	25,828	0	25,828
34-5301-2217101	Characterizing the Function of the Perip	13,043	0.08	16,600	0.25	6,640	0	36,283	0	36,283
34-5301-3003001	National Infection Control Strengthening	110,136	1.59	56,440	0.97	37,309	0	203,885	0	203,885
34-5311-3019008	Partnership for Urban MCH Leadership Com	87,069	0.61	228,493	3.36	70,676	0	386,238	0	386,238
34-5315-3000001	Pediatrics	18,168	0.18	78,225	1.00	21,588	0	117,981	0	117,981
34-5319-2014003	Nebraska Pediatric Clinical Trials Unit	58,825	0.89	103,158	1.42	36,279	0	198,262	0	198,262
34-5319-2015001	The Role of Complement in Cerebrospinal	45,400	1.00	12,119	0.25	12,883	0	70,402	0	70,402
34-5321-2004001	Defining ichthyosis in Sjogren-Larsson s	50,163	0.41	30,767	0.45	18,126	0	99,056	0	99,056
34-5327-2000102	Mobile Health-Targeted SARS-CoV-2 Testin	60,631	1.03	109,938	2.09	38,203	0	208,772	0	208,772
34-5330-2000301	Dose-Response Relationship and Pharmacok	111,206	1.50	86,519	2.00	44,284	0	242,009	0	242,009
34-5340-2006001	PR55-alpha controlled PP2A in the regula	91,414	1.48	34,403	0.85	28,179	0	153,996	0	153,996
34-5340-2007001	Radiation Oncology	32,114	0.39	8,811	0.10	9,166	0	50,091	0	50,091
34-5350-2028005	Nebraska Center for Nanomed - Core 2	43,146	0.58	22,080	0.45	14,608	0	79,834	0	79,834
34-5350-2029001	CNS HIV Theranostics Based on Intrinsic	55,203	0.65	0	0.00	12,363	0	67,566	0	67,566
34-5360-2077005	Uncovering pathogenic anti-bacterial def	58,836	0.23	88,080	1.48	32,904	0	179,820	0	179,820
34-5360-2080101	Effect of cell-based therapies on functi	85,969	1.01	37,026	0.68	27,547	0	150,542	0	150,542
34-5360-2080201	Effect of cell-based therapies on functi	28,528	0.31	3,461	0.04	7,164	0	39,153	0	39,153
34-5360-2081001	CMV responses in autoantibody positive s	98,811	0.72	70,283	1.08	37,871	0	206,965	0	206,965
34-5360-2083005	Nanofiber-based Delivery of Combined Imm	62,545	0.22	20,537	0.40	18,609	0	101,691	0	101,691
34-5360-2201101	Novel Janus-type Antimicrobial Dressings	45,849	0.66	23,622	0.45	15,560	0	85,031	0	85,031
34-5360-2202101	A Hydrogel Ionic Circuit-Based Electrica	5,344	0.09	13,944	0.27	4,320	0	23,608	0	23,608
34-5360-2204001	Surgery	4,983	0.02	3,014	0.03	1,792	0	9,789	0	9,789
34-5360-2205001	Surgery	89,066	0.10	72,391	1.41	36,161	0	197,618	0	197,618
34-5360-2206101	A Novel High-Intensity Iontophoresis-Bas	10,257	0.17	22,660	0.44	7,372	0	40,289	0	40,289
34-5360-2206201	A Novel High-Intensity Iontophoresis-Bas	23,348	0.00	23,622	0.45	10,520	0	57,490	0	57,490
34-5360-2207101	MitoQ treatment of claudication: myofibe	24,283	0.19	102,648	1.92	28,429	0	155,360	0	155,360
34-5360-2207201	MitoQ treatment of claudication: myofibe	31,643	0.30	0	0.00	7,088	0	38,731	0	38,731
34-5370-2003001	Potential therapies to improve ventricul	30,000	0.29	0	0.00	6,719	0	36,719	0	36,719
34-5370-2004001	Emergency Medicine	52,596	0.12	0	0.00	11,780	0	64,376	0	64,376
34-5370-2005001	Emergency Medicine	58,268	0.55	0	0.00	13,049	0	71,317	0	71,317
34-5385-2100103	Adaptive Neurostimulation to Restore Sle	144,479	1.93	47,925	0.50	43,092	0	235,496	0	235,496

COST OBJECT LISTING BY SUB PROGRAM
2023-2024 GENERAL OPERATING BUDGET
UNIVERSITY OF NEBRASKA MEDICAL CENTER

SUBPROGRAM #/NAME: 53 College of Medicine

TOTAL	2,659,539	24.88	2,361,414	39.32	1,124,413	0	6,145,366	0	6,145,366
--------------	------------------	--------------	------------------	--------------	------------------	----------	------------------	----------	------------------

UNMC-Federal Advance-737 Federal/Restricted

COST OBJECT	Dollar	FACULTY		NON FACULTY		EMPLOYEE BENEFITS	PERSONAL SERVICE CREDITS	TOTAL PERSONAL SERVICES	TOTAL OPERATING EXPENSES	TOTAL
		FTE	Dollar	FTE	Dollar					
35-5301-2202001 SARS-CoV-2 Viral Evolution and Spread wi	20,824	0.10	101,814	1.50	27,468		0	150,106	0	150,106
35-5301-2205001 Therapeutic Targeting of Nox2 to target	32,502	0.26	44,113	0.80	17,159		0	93,774	0	93,774
35-5301-2211001 Elucidating the malaria unfolded protein	34,984	0.29	66,400	1.00	22,707		0	124,091	0	124,091
35-5301-2212001 Pathology/Microbiology	41,332	0.36	79,801	1.20	27,130		0	148,263	0	148,263
35-5301-2213001 Pathology/Microbiology	8,646	0.11	0	0.00	1,937		0	10,583	0	10,583
35-5301-3002001 Pathology/Microbiology	40,318	0.28	0	0.00	9,030		0	49,348	0	49,348
35-5340-2004001 Effective oral benzimidazole carbamates	34,894	0.42	40,255	1.00	16,831		0	91,980	0	91,980
35-5360-2014001 PR191264 Injectable; Shape-recoverable a	43,408	0.54	80,836	1.58	27,827		0	152,071	0	152,071
35-5360-2015001 PR191264P1 Injectable; Shape-Recoverable	39,036	0.42	0	0.00	8,743		0	47,779	0	47,779
TOTAL	295,944	2.78	413,219	7.08	158,832		0	867,995	0	867,995

UNMC-Trust-Grant/Cont/Loan/End-738 Trust/Restricted

COST OBJECT	Dollar	FACULTY		NON FACULTY		EMPLOYEE BENEFITS	PERSONAL SERVICE CREDITS	TOTAL PERSONAL SERVICES	TOTAL OPERATING EXPENSES	TOTAL
		FTE	Dollar	FTE	Dollar					
36-5301-2127020 Bioterrorism Laboratory Services Agreeeme	39,816	0.30	320,578	4.74	94,411		0	454,805	0	454,805
36-5301-2374005 Molecular Pathogenesis and genetic etiol	57,162	0.49	13,401	0.20	18,486		0	89,049	0	89,049
36-5301-2381001 Reprogramming the Immune-BME for Improvi	27,108	0.19	34,589	0.54	16,164		0	77,861	0	77,861
36-5301-2413001 Intrinsic Factors Impacting Viral Aerso	41,635	0.20	68,034	0.80	28,730		0	138,399	0	138,399
36-5301-2424001 Impact of COVID-19 on AD occurrence: A b	36,434	0.21	36,930	0.50	19,219		0	92,583	0	92,583
36-5301-2425001 Coxiella-mediated regulation of lipid dr	0	0.00	58,608	1.00	15,354		0	73,962	0	73,962
36-5301-2427001 DEFENSEWERX-ICWERX Biosurveillance R	19,425	0.11	0	0.00	5,089		0	24,514	0	24,514
36-5301-2429002 COVID-19 Electronic Health Data Initiati	24,196	0.28	16,271	0.22	10,602		0	51,069	0	51,069
36-5301-2431001 The RECOVER Post-Acute Sequelae of SARS-	3,247	0.04	15,907	0.21	5,018		0	24,172	0	24,172
36-5301-2437001 Pathology/Microbiology	12,985	0.15	52,826	0.72	17,240		0	83,051	0	83,051
36-5301-2438001 Pathology/Microbiology	58,323	0.64	44,033	0.45	26,813		0	129,169	0	129,169
36-5301-2440001 Pathology/Microbiology	19,100	0.20	0	0.00	5,004		0	24,104	0	24,104
36-5301-2441001 Pathology/Microbiology	19,312	0.25	0	0.00	5,059		0	24,371	0	24,371
36-5301-2442001 Pathology/Microbiology	19,312	0.25	0	0.00	5,059		0	24,371	0	24,371
36-5301-2445001 Pathology/Microbiology	11,981	0.10	0	0.00	3,139		0	15,120	0	15,120
36-5301-2446101 (FFO) MOTMO - EVANS	109,133	0.65	0	0.00	28,589		0	137,722	0	137,722
36-5301-2446201 (FFO) MOTMO - COX	59,000	0.84	0	0.00	15,456		0	74,456	0	74,456
36-5301-2446301 (FFO) MOTMO - KOESELL	31,174	0.34	0	0.00	8,167		0	39,341	0	39,341
36-5301-2447001 Pathology/Microbiology	17,201	0.10	0	0.00	4,505		0	21,706	0	21,706
36-5301-3202101 Expanded Testing Capacity for COVID-19/S	52,872	0.39	323,742	5.00	98,661		0	475,275	0	475,275
36-5301-3202601 Expanded Testing Capacity for COVID-19/S	83,350	0.64	154,786	1.95	62,384		0	300,520	0	300,520
36-5301-3202901 Expanded Testing Capacity for COVID-19/S	0	0.00	76,867	1.11	20,137		0	97,004	0	97,004
36-5301-3205001 Pathology/Microbiology	1,768	0.01	67,700	1.15	18,199		0	87,667	0	87,667
36-5301-3206101 NPHL/DHHS Lab Services / Special Pathoge	35,350	0.14	208,423	2.76	63,860		0	307,633	0	307,633
36-5311-2010001 CHMC Research Support Award	67,857	0.54	0	0.00	17,776		0	85,633	0	85,633
36-5311-2011002 Data Coordinating and Operations Center	21,756	0.13	40,560	0.60	16,324		0	78,640	0	78,640
36-5313-3007009 Heartland Sickle Cell Disease Network	17,440	0.15	9,957	0.25	7,177		0	34,574	0	34,574
36-5314-2015888 A Phase 3; Open-Label; Multicenter Study	2,834	0.06	0	0.00	742		0	3,576	0	3,576
36-5315-2017001 Clinical factors in aminoglycoside-induc	0	0.00	27,939	0.35	7,320		0	35,259	0	35,259
36-5315-3008001 Pediatrics	1,385	0.01	123,721	1.27	32,773		0	157,879	0	157,879
36-5316-2039015 Therapeutics Development Center Award	15,398	0.20	66,918	0.92	21,564		0	103,880	0	103,880
36-5316-2069003 Genetic Markers for Susceptibility or Re	1,972	0.04	12,255	0.17	3,727		0	17,954	0	17,954
36-5316-2071002 Data Coordinating and Operations Center	40,584	0.95	0	0.00	10,632		0	51,216	0	51,216
36-5316-2072001 Pediatrics	1,285	0.03	13,454	0.18	3,862		0	18,601	0	18,601
36-5321-2023001 Genomic Answers for Kids Repository	15,369	0.09	103,007	1.30	31,010		0	149,386	0	149,386

COST OBJECT LISTING BY SUB PROGRAM
2023-2024 GENERAL OPERATING BUDGET
UNIVERSITY OF NEBRASKA MEDICAL CENTER

SUBPROGRAM #/NAME: 53 College of Medicine

UNMC-Trust-Grant/Cont/Loan/End-738 Trust/Restricted

COST OBJECT	Dollar	FACULTY	NON FACULTY		EMPLOYEE BENEFITS	PERSONAL	TOTAL	TOTAL	TOTAL	
		FTE	Dollar	FTE		SERVICE CREDITS	PERSONAL SERVICES	OPERATING EXPENSES		
36-5325-2027001	Pediatrics Critical Care	6,864	0.08	0	0.00	1,798	0	8,662	0	8,662
36-5327-2009001	RECOVER Cohort Phase II Pediatric Cohort	26,280	0.41	39,752	0.70	17,298	0	83,330	0	83,330
36-5327-2011001	Pediatrics Hospitalist	6,906	0.05	0	0.00	1,808	0	8,714	0	8,714
36-5340-2036001	A Phase 1/2 Trial for Patients with Newl	69,000	1.00	0	0.00	18,076	0	87,076	0	87,076
36-5340-2039001	ASSOCIATING ADIPONECTIN SIGNALING V	0	0.00	13,147	0.17	3,444	0	16,591	0	16,591
36-5340-2040888	Phase I/II Study to Test the Immunostimu	1,415	0.01	0	0.00	371	0	1,786	0	1,786
36-5360-2240888	Efficacy And Safety Evaluation of Glepag	0	0.00	14,768	0.20	3,869	0	18,637	0	18,637
36-5360-2249888	A Double-Blinded Phase 3 Extension Trial	0	0.00	59,073	0.80	15,475	0	74,548	0	74,548
36-5360-2255004	Effects of aortic compliance and Windkes	57,563	0.74	21,250	0.50	20,647	0	99,460	0	99,460
36-5360-2259003	Optimized Stents for the femoropopliteal	9,971	0.07	33,070	0.71	11,276	0	54,317	0	54,317
36-5360-2259004	Optimized Stents for the femoropopliteal	5,988	0.09	0	0.00	1,569	0	7,557	0	7,557
36-5360-2263001	Peritoneal Oxygen Delivery For The Treat	24,080	0.36	24,825	0.50	12,811	0	61,716	0	61,716
36-5360-2271888	A multicenter; double-blinded; randomize	0	0.00	41,735	0.60	10,933	0	52,668	0	52,668
36-5360-2280001	Increasing Latinx Breast Cancer Clinical	4,875	0.11	44,928	0.90	13,047	0	62,850	0	62,850
36-5360-2281888	A 104-Week; Multicenter; Single-Arm; Lon	0	0.00	23,437	0.30	6,139	0	29,576	0	29,576
36-5360-2283888	Living with short bowel syndrome (SBS):	0	0.00	36,177	0.58	9,477	0	45,654	0	45,654
36-5360-2293001	Heterogeneity of Satellite Cell Populati	28,178	0.41	0	0.00	7,382	0	35,560	0	35,560
36-5360-2297001	Surgery	24,155	0.01	26,708	0.50	13,325	0	64,188	0	64,188
36-5360-2298888	Surgery	0	0.00	8,670	0.10	2,271	0	10,941	0	10,941
36-5360-2299001	Surgery	2,037	0.03	52,280	0.74	14,230	0	68,547	0	68,547
36-5360-2302001	Surgery	0	0.00	62,405	1.22	16,348	0	78,753	0	78,753
36-5360-3007102	Encompass Omaha: A Hospital Based Violen	2,037	0.03	0	0.00	533	0	2,570	0	2,570
36-5370-2029001	NECTAR - Novel Experimental COVID Therap	19,930	0.24	36,230	0.39	14,712	0	70,872	0	70,872
36-5370-2093001	Influence of Cooling duration of Efficac	2,368	0.03	2,505	0.03	1,277	0	6,150	0	6,150
36-5370-2094001	Hyperbaric Oxygen Brain Injury Treatment	1,000	0.02	10,000	0.11	2,882	0	13,882	0	13,882
36-5370-2096001	Emergency Medicine	7,498	0.07	0	0.00	1,965	0	9,463	0	9,463
36-5385-2003888	A Phase 2; Randomized; Double-blind; Pla	0	0.00	3,193	0.07	837	0	4,030	0	4,030
36-5385-2004001	The Scadian-American Spinal Cord Perfus	0	0.00	6,843	0.15	1,793	0	8,636	0	8,636
36-5385-2007888	The SQUID Trial for the Embolization of	0	0.00	5,352	0.07	1,401	0	6,753	0	6,753
36-5385-2008001	Neurosurgery	0	0.00	20,536	0.40	5,379	0	25,915	0	25,915
36-5385-2012001	Neurosurgery	10,185	0.18	8,625	0.11	4,927	0	23,737	0	23,737
36-5395-2005001	Dermatology (Internal Medicine)	38,596	0.74	0	0.00	10,111	0	48,707	0	48,707
37-5301-1004008	Unexpended - Cohen; Samuel	21,114	0.10	4,099	0.09	6,605	0	31,818	0	31,818
37-5301-1004011	Unexpended - Bridge; Julia	12,768	0.10	0	0.00	3,345	0	16,113	0	16,113
37-5301-1004012	Program Development # Ouellette; Scot	0	0.00	33,200	0.50	8,697	0	41,897	0	41,897
37-5301-1004029	Program Development - Koepsell; Scott	0	0.00	43,260	1.00	11,332	0	54,592	0	54,592
37-5301-1004038	Program Development - Bayles; Kenneth	65,773	0.85	23,683	0.35	23,434	0	112,890	0	112,890
37-5301-1004043	Program Development - Chittezhham-Thomas	0	0.00	51,595	1.00	13,517	0	65,112	0	65,112
37-5301-1004044	Program Development - Fisher; Kurt	0	0.00	40,563	0.70	10,627	0	51,190	0	51,190
37-5301-1004111	Program Development - Carabeo; Rey	20,631	0.25	38,741	1.00	15,554	0	74,926	0	74,926
37-5301-2011001	Novel Mechanisms of Epigenetic Regulatio	0	0.00	11,590	0.20	3,037	0	14,627	0	14,627
37-5301-2012001	Pathology	0	0.00	5,196	0.08	1,362	0	6,558	0	6,558
37-5301-2080001	Pathology	0	0.00	5,795	0.10	1,519	0	7,314	0	7,314
37-5301-3001001	State Lab	0	0.00	91,308	1.00	23,919	0	115,227	0	115,227
37-5301-9001001	Regional Pathology Services	40,112	0.33	2,105,766	40.60	562,151	0	2,708,029	0	2,708,029
37-5301-9001002	Reg Path Svcs - Lakeside Plz	0	0.00	66,950	1.00	17,539	0	84,489	0	84,489
37-5301-9001004	RPS - Marketing	0	0.00	283,436	3.00	74,250	0	357,686	0	357,686
37-5301-9001005	RPS - Client Services	0	0.00	653,676	7.00	171,242	0	824,918	0	824,918
37-5301-9001006	RPS - Billing	0	0.00	842,372	16.00	220,674	0	1,063,046	0	1,063,046
37-5301-9110001	Pathology Prof Scs Fees	482,689	6.01	0	0.00	126,449	0	609,138	0	609,138
37-5305-2000001	Department Development	40,000	0.67	16,727	0.06	14,861	0	71,588	0	71,588

COST OBJECT LISTING BY SUB PROGRAM
2023-2024 GENERAL OPERATING BUDGET
UNIVERSITY OF NEBRASKA MEDICAL CENTER

SUBPROGRAM #/NAME: 53 College of Medicine

UNMC-Trust-Grant/Cont/Loan/End-738 Trust/Restricted

COST OBJECT	Dollar	FACULTY	NON FACULTY		EMPLOYEE BENEFITS	PERSONAL	TOTAL	TOTAL	TOTAL
		FTE	Dollar	FTE		SERVICE CREDITS	PERSONAL SERVICES	OPERATING EXPENSES	
37-5305-2000021	694	0.01	0	0.00	182	0	876	0	876
37-5305-2000032	83,324	0.99	0	0.00	21,829	0	105,153	0	105,153
37-5305-2000048	160,000	1.00	0	0.00	41,915	0	201,915	0	201,915
37-5310-1100010	0	0.00	690,515	8.09	180,893	0	871,408	0	871,408
37-5310-1100100	417,412	8.46	132,187	2.00	143,978	0	693,577	0	693,577
37-5310-1100140	14,972	0.35	27,649	0.50	11,166	0	53,787	0	53,787
37-5310-1100230	45,700	1.00	30,707	0.50	20,016	0	96,423	0	96,423
37-5310-1100250	43,079	1.00	28,037	0.45	18,630	0	89,746	0	89,746
37-5310-1100260	45,300	1.00	15,354	0.25	15,890	0	76,544	0	76,544
37-5310-1100280	143,535	1.00	41,271	0.70	48,413	0	233,219	0	233,219
37-5310-1100290	41,075	0.90	12,683	0.20	14,083	0	67,841	0	67,841
37-5310-1100300	45,598	0.47	24,614	0.40	18,393	0	88,605	0	88,605
37-5310-1100310	40,800	1.00	12,684	0.20	14,010	0	67,494	0	67,494
37-5310-1100330	46,372	1.01	12,684	0.20	15,470	0	74,526	0	74,526
37-5310-1100370	57,521	0.48	12,683	0.20	18,391	0	88,595	0	88,595
37-5310-1100410	22,700	0.50	17,688	0.30	10,580	0	50,968	0	50,968
37-5310-1100900	41,673	1.00	0	0.00	10,917	0	52,590	0	52,590
37-5310-1100920	34,500	0.75	0	0.00	9,039	0	43,539	0	43,539
37-5310-1100930	41,159	0.91	22,333	0.30	16,633	0	80,125	0	80,125
37-5310-1100950	0	0.00	12,361	0.20	3,237	0	15,598	0	15,598
37-5310-2000020	0	0.00	54,217	0.79	14,203	0	68,420	0	68,420
37-5310-2000030	16,054	0.39	5,235	0.08	5,577	0	26,866	0	26,866
37-5310-2000040	0	0.00	47,385	0.72	12,413	0	59,798	0	59,798
37-5310-2000050	0	0.00	28,717	0.41	7,524	0	36,241	0	36,241
37-5310-2000060	0	0.00	23,577	0.42	6,177	0	29,754	0	29,754
37-5310-2000070	0	0.00	31,162	0.46	8,163	0	39,325	0	39,325
37-5310-2000080	26,973	0.62	42,357	0.71	18,162	0	87,492	0	87,492
37-5310-2000090	10,739	0.24	21,189	0.35	8,364	0	40,292	0	40,292
37-5310-2000100	23,588	0.24	57,434	0.82	21,225	0	102,247	0	102,247
37-5310-2000110	59,787	1.35	116,816	2.00	46,265	0	222,868	0	222,868
37-5310-2000120	0	0.00	3,405	0.06	892	0	4,297	0	4,297
37-5310-2000130	71,095	1.24	33,537	0.56	27,410	0	132,042	0	132,042
37-5310-2000140	0	0.00	11,555	0.19	3,027	0	14,582	0	14,582
37-5310-2000150	0	0.00	7,277	0.13	1,906	0	9,183	0	9,183
37-5310-2000160	0	0.00	5,235	0.08	1,371	0	6,606	0	6,606
37-5310-2000170	35,658	0.86	18,580	0.26	14,209	0	68,447	0	68,447
37-5310-2000180	0	0.00	3,527	0.06	924	0	4,451	0	4,451
37-5310-2000190	0	0.00	3,904	0.05	1,022	0	4,926	0	4,926
37-5310-2000210	1,273	0.03	2,181	0.02	904	0	4,358	0	4,358
37-5310-2000220	0	0.00	2,129	0.03	557	0	2,686	0	2,686
37-5310-2000900	172,393	3.90	0	0.00	45,161	0	217,554	0	217,554
37-5310-2000910	75,620	1.53	0	0.00	19,811	0	95,431	0	95,431
37-5310-2000920	0	0.00	4,500	0.07	1,180	0	5,680	0	5,680
37-5310-2000930	3,141	0.07	10,096	0.12	3,467	0	16,704	0	16,704
37-5310-2000940	45,300	1.00	28,583	0.37	19,355	0	93,238	0	93,238
37-5310-2000960	40,627	0.90	0	0.00	10,643	0	51,270	0	51,270
37-5310-2000970	45,200	1.00	15,037	0.19	15,779	0	76,016	0	76,016
37-5310-2000980	79,916	1.60	11,132	0.14	23,851	0	114,899	0	114,899
37-5310-2000990	0	0.00	5,962	0.09	1,562	0	7,524	0	7,524
37-5310-2000995	104,606	2.29	3,784	0.06	28,395	0	136,785	0	136,785
37-5310-2000997	22,328	0.49	5,295	0.09	7,237	0	34,860	0	34,860

COST OBJECT LISTING BY SUB PROGRAM
2023-2024 GENERAL OPERATING BUDGET
UNIVERSITY OF NEBRASKA MEDICAL CENTER

SUBPROGRAM #/NAME: 53 College of Medicine

UNMC-Trust-Grant/Cont/Loan/End-738 Trust/Restricted

COST OBJECT	Dollar	FACULTY	NON FACULTY		EMPLOYEE BENEFITS	PERSONAL	TOTAL	TOTAL		
		FTE	Dollar	FTE		SERVICE CREDITS	PERSONAL SERVICES	OPERATING EXPENSES	TOTAL	
37-5310-2003001	Pediatric Research	0	0.00	19,257	0.21	5,044	0	24,301	0	24,301
37-5310-4003020	Allergy CSF	47,196	1.09	0	0.00	12,364	0	59,560	0	59,560
37-5310-4003030	Cardiology CSF	907,051	17.24	292,253	3.00	314,178	0	1,513,482	0	1,513,482
37-5310-4003040	Child Abuse - CSF	18,140	0.40	0	0.00	4,752	0	22,892	0	22,892
37-5310-4003050	Critical Care - CSF	563,019	12.37	0	0.00	147,493	0	710,512	0	710,512
37-5310-4003060	Emergency Medicine - CSF	650,870	13.86	0	0.00	170,506	0	821,376	0	821,376
37-5310-4003070	Endocrinology - CSF	115,279	2.43	216,811	2.00	86,998	0	419,088	0	419,088
37-5310-4003080	GI - CSF	374,291	7.59	0	0.00	98,052	0	472,343	0	472,343
37-5310-4003100	General Plattsmouth - CSF	142,042	1.78	0	0.00	37,211	0	179,253	0	179,253
37-5310-4003105	General Kearney - CSF	248,573	5.48	0	0.00	65,118	0	313,691	0	313,691
37-5310-4003110	General Peds - CSF	472,429	5.02	0	0.00	123,760	0	596,189	0	596,189
37-5310-4003120	Hem / Onc - CSF	374,791	4.92	0	0.00	98,183	0	472,974	0	472,974
37-5310-4003130	Hospitalist - CSF	824,855	16.85	0	0.00	216,086	0	1,040,941	0	1,040,941
37-5310-4003140	ID - CSF	80,200	1.55	0	0.00	21,009	0	101,209	0	101,209
37-5310-4003160	Neonatology - CSF	272,564	4.46	0	0.00	71,404	0	343,968	0	343,968
37-5310-4003170	Nephrology - CSF	221,944	2.63	0	0.00	58,143	0	280,087	0	280,087
37-5310-4003180	Neurology - CSF	157,457	3.42	0	0.00	41,248	0	198,705	0	198,705
37-5310-4003190	Palliative Care - CSF	25,300	0.56	0	0.00	6,627	0	31,927	0	31,927
37-5310-4003200	Pulmonology - CSF	89,171	1.15	0	0.00	23,360	0	112,531	0	112,531
37-5310-4003210	Rheumatology - CSF	9,180	0.20	0	0.00	2,404	0	11,584	0	11,584
37-5310-4003220	Sports Medicine - CSF	67,202	1.48	0	0.00	17,605	0	84,807	0	84,807
37-5310-4003240	Developmental Peds - CSF	45,100	1.00	116,953	1.00	42,453	0	204,506	0	204,506
37-5310-4003250	Adolescent Medicine - CSF	33,925	0.75	0	0.00	8,888	0	42,813	0	42,813
37-5310-4004001	Korade Salary Support	145,866	0.90	0	0.00	38,213	0	184,079	0	184,079
37-5310-6004001	Dept of Ped - Chair Admin & Ed Fund	0	0.00	83,837	1.26	21,963	0	105,800	0	105,800
37-5313-2008001	Treatment of Osteosarcoma - Hyubdai Hope	0	0.00	40,384	0.75	10,579	0	50,963	0	50,963
37-5315-3001001	Alliance for Innovation on Maternal Heal	0	0.00	1,557	0.02	407	0	1,964	0	1,964
37-5315-3003001	NPQIC & NE Childrens Family Fdn Agreemen	0	0.00	11,510	0.15	3,016	0	14,526	0	14,526
37-5316-2006001	The Impact of Social Health Programming	7,026	0.05	0	0.00	1,840	0	8,866	0	8,866
37-5318-2001001	Cardiovascular Rsch & Ed	0	0.00	47,476	1.00	12,436	0	59,912	0	59,912
37-5321-2001001	Rizzo Research	0	0.00	88,851	1.80	23,276	0	112,127	0	112,127
37-5321-3000001	Pediatrics	105,612	1.07	0	0.00	27,667	0	133,279	0	133,279
37-5327-2001001	McCulloh PEF	0	0.00	5,995	0.11	1,571	0	7,566	0	7,566
37-5330-1001001	Anna Stake Psy Fellowship	16,023	0.12	98,605	2.00	30,029	0	144,657	0	144,657
37-5330-1007001	Addiction Medicine FDN	129,080	2.70	8,946	0.12	36,158	0	174,184	0	174,184
37-5330-9110001	Psychiatry-Administration	63,947	0.35	15,622	0.22	20,845	0	100,414	0	100,414
37-5330-9110005	Unrestrictive Reserve	27,796	1.00	0	0.00	7,282	0	35,078	0	35,078
37-5350-2008001	Radiology Education & Research Fund	65,000	1.07	0	0.00	17,028	0	82,028	0	82,028
37-5350-4002001	Maurice D. Frazier Endowed Edu Fund	98,000	1.17	0	0.00	25,673	0	123,673	0	123,673
37-5350-9110001	Radiology Prof Svs Fees- Walker	0	0.00	24,619	0.23	6,451	0	31,070	0	31,070
37-5350-9210001	Nuc. Med Prof Svs Fees	80,468	0.55	0	0.00	21,080	0	101,548	0	101,548
37-5350-9610001	CSP Radiology Prof Svs Fees	267,806	6.25	42,565	0.67	81,307	0	391,678	0	391,678
37-5360-2042001	Goldstein/Cooper Research Fund	0	0.00	26,059	0.42	6,826	0	32,885	0	32,885
37-5360-2089001	COOK RESEARCH	0	0.00	46,514	1.00	12,186	0	58,700	0	58,700
37-5360-4000001	NPP - Pedi CT Clinical	42,800	0.94	0	0.00	11,213	0	54,013	0	54,013
37-5360-4001001	NPP - Pedi Gen Clinical	206,800	4.58	0	0.00	54,176	0	260,976	0	260,976
37-5360-4007001	NPP - Pedi Urology Clinical	45,200	1.00	0	0.00	11,840	0	57,040	0	57,040
37-5360-4010001	CSP - PEDI PLASTICS	41,683	0.92	0	0.00	10,919	0	52,602	0	52,602
37-5390-3001001	PM&R Pediatric Clinical Shortfall	22,972	0.51	0	0.00	6,018	0	28,990	0	28,990
37-5395-3000001	Pediatric Dermatology	45,200	1.00	0	0.00	11,840	0	57,040	0	57,040

COST OBJECT LISTING BY SUB PROGRAM
2023-2024 GENERAL OPERATING BUDGET
UNIVERSITY OF NEBRASKA MEDICAL CENTER

SUBPROGRAM #/NAME: 53 College of Medicine

		TOTAL	11,309,347	191.64	9,689,044	149.65	5,500,903	0	26,499,294	0	26,499,294
UNMC-Auxiliary-739 Auxiliaries & Services/Restricted											
COST OBJECT		Dollar	FACULTY		NON FACULTY		EMPLOYEE BENEFITS	PERSONAL SERVICE CREDITS	TOTAL PERSONAL SERVICES	TOTAL OPERATING EXPENSES	TOTAL
			FTE	Dollar	FTE	Dollar					
33-5301-0030	P3 Facility	0	0.00	0	0.00	0	0	0	0	21,683	21,683
33-5301-0566	Elsevier Editor-In-Chief James Talamdge	0	0.00	45,521	1.00	12,563	0	58,084	225	58,309	58,309
33-5301-1346	Human DNA Identification Lab	0	0.00	252,936	3.50	69,802	0	322,738	128,000	450,738	450,738
33-5301-2446	NPHL Research Account	0	0.00	7,141	0.15	1,970	0	9,111	0	9,111	9,111
33-5301-3476	Public Health Lab Services	98,300	0.81	186,315	3.15	78,545	0	363,160	94,000	457,160	457,160
33-5301-3477	Public Health Chemistry Services	0	0.00	121,886	1.87	33,636	0	155,522	53,124	208,646	208,646
33-5301-3526	NPHL FTIR/RAMAN PT Program	0	0.00	0	0.00	0	0	0	1,259	1,259	1,259
33-5301-5006	Tissue Science Facility	0	0.00	295,521	4.50	81,555	0	377,076	215,109	592,185	592,185
33-5301-5007	Toxicology Testing	0	0.00	18,269	0.35	5,040	0	23,309	0	23,309	23,309
33-5301-5008	Tuberculosis Cntrct	8,838	0.06	21,314	0.30	8,321	0	38,473	0	38,473	38,473
33-5301-5012	Emerging Path Labor	0	0.00	33,280	1.00	9,184	0	42,464	0	42,464	42,464
33-5301-9999	DRC II Path/Micro RPS	0	0.00	0	0.00	0	0	0	1,370,580	1,370,580	1,370,580
33-5305-0003	Elutriation Core Facility	15,300	0.09	61,232	1.20	21,121	0	97,653	86,000	183,653	183,653
33-5305-0004	CNND General Supply Clearing Account	0	0.00	0	0.00	0	0	0	32,596	32,596	32,596
33-5305-0006	DRC BL-3 Lab	0	0.00	0	0.00	0	0	0	21,000	21,000	21,000
33-5305-0007	Confocal Microscope Core	0	0.00	0	0.00	0	0	0	2,369	2,369	2,369
33-5305-0008	PEN SPECT Facility	0	0.00	0	0.00	0	0	0	1,500	1,500	1,500
33-5305-0009	PEN Neuronal Tissue Core	0	0.00	0	0.00	0	0	0	3,000	3,000	3,000
33-5305-0010	Trans Mouse Mod Core	13,571	0.21	39,374	0.80	14,612	0	67,557	0	67,557	67,557
33-5340-1003	Rad/Onc Physics Discretionary Acct	14,600	0.04	0	0.00	4,030	0	18,630	18,000	36,630	36,630
33-5340-1013	RTOG Cooperative Group	0	0.00	0	0.00	0	0	0	20,000	20,000	20,000
33-5350-2222	Bioimaging Core Lab	9,235	0.15	66,922	1.42	21,017	0	97,174	2,500	99,674	99,674
TOTAL		159,844	1.36	1,149,711	19.24	361,396	0	1,670,951	2,070,945	3,741,896	3,741,896
SUB PROGRAM TOTAL		22,794,627	327	18,049,375	273	10,346,724	0	51,190,726	2,070,945	53,261,671	53,261,671

SUBPROGRAM #/NAME: 54 College of Public Health

UNMC-State General Fund-731 State & University Generated/Unrestricted

COST OBJECT		Dollar	FACULTY		NON FACULTY		EMPLOYEE BENEFITS	PERSONAL SERVICE CREDITS	TOTAL PERSONAL SERVICES	TOTAL OPERATING EXPENSES	TOTAL
			FTE	Dollar	FTE	Dollar					
31-5401-0001	Dean-College of Public Health	86,994	0.79	422,146	5.67	132,553	0	641,693	0	641,693	641,693
31-5401-0100	POE-COPH-College of Public Health	774,443	4.98	431,654	1.73	408,714	0	1,614,811	0	1,614,811	1,614,811
31-5401-0500	COPH Online Worldwide Edu Funds	0	0.00	775,151	10.17	263,398	0	1,038,549	0	1,038,549	1,038,549
31-5401-0540	Specific Hire	37,898	0.27	121,918	1.96	39,041	0	198,857	0	198,857	198,857
31-5401-2300	Triple Double Growth	30,041	0.21	0	0.00	9,434	0	39,475	0	39,475	39,475
31-5405-0580	POE-Educational Services	0	0.00	92,737	1.62	29,119	0	121,856	34,652	156,508	156,508
31-5407-0001	Office of Public Health Practice	43,902	0.36	20,648	0.37	20,270	0	84,820	0	84,820	84,820
31-5410-0001	Biostatistics	221,605	1.29	131,842	2.00	87,227	0	440,674	0	440,674	440,674
31-5410-0100	POE - Biostatistics	100,555	0.51	50,000	0.00	47,275	0	197,830	0	197,830	197,830
31-5410-0500	Biostatistics Online Worldwide	316,793	1.82	25,000	0.00	94,763	0	436,556	0	436,556	436,556
31-5420-0001	Environmental Agric & Occup Hlth Science	13,617	0.11	130,633	2.01	45,295	0	189,545	0	189,545	189,545
31-5420-0100	POE - EAOH	207,772	1.42	0	0.00	65,240	0	273,012	0	273,012	273,012
31-5420-0500	EAOH Online Worldwide	159,175	0.96	45,000	0.00	62,227	0	266,402	0	266,402	266,402
31-5430-0001	Epidemiology	739,687	5.82	130,568	2.00	88,471	0	958,726	0	958,726	958,726
31-5430-0100	POE - EPI	261,739	1.96	2,500	0.00	82,972	0	347,211	0	347,211	347,211
31-5430-0200	POE CANCER DIRECTOR	274,588	1.49	0	0.00	35,981	0	310,569	0	310,569	310,569
31-5430-0500	EPI Online Worldwide	218,774	1.74	56,000	0.00	69,085	0	343,859	0	343,859	343,859
31-5430-0540	EPI Panigrahi Hire	230,646	1.55	0	0.00	72,423	0	303,069	0	303,069	303,069

COST OBJECT LISTING BY SUB PROGRAM
2023-2024 GENERAL OPERATING BUDGET
UNIVERSITY OF NEBRASKA MEDICAL CENTER

SUBPROGRAM #/NAME: 54 College of Public Health

UNMC-State General Fund-731 State & University Generated/Unrestricted

COST OBJECT	Dollar	FACULTY	NON FACULTY		EMPLOYEE BENEFITS	PERSONAL SERVICE CREDITS	TOTAL PERSONAL SERVICES	TOTAL OPERATING EXPENSES	TOTAL	
		FTE	Dollar	FTE						
31-5430-2400	BHCN Service Cntrct	48,071	0.35	20,000	0.25	21,374	0	89,445	0	89,445
31-5440-0001	Health Services Admin & Research	134,388	0.57	35,280	0.45	51,391	0	221,059	0	221,059
31-5440-0100	POE - HSRA	152,088	0.95	40,000	0.00	56,548	0	248,636	0	248,636
31-5440-0500	HSRA Online Worldwide	212,572	2.07	0	0.00	66,748	0	279,320	0	279,320
31-5440-0560	POE-Patient Focused Applic of Clin & Hlt	225,893	1.90	6,077	0.13	72,839	0	304,809	0	304,809
31-5450-0001	Hlth Promo Social & Behavioral Hlth Scie	645,924	4.96	140,000	2.00	109,124	0	895,048	0	895,048
31-5450-0100	POE - HPSBH	189,045	1.03	50,000	0.00	75,060	0	314,105	0	314,105
31-5450-0200	POE Buffet Early Ch	130,569	0.64	40,000	0.00	53,559	0	224,128	0	224,128
31-5450-0500	HPSBH Online Worldwide	288,384	2.34	76,169	0.25	110,702	0	475,255	0	475,255
31-5450-0540	HP Specific Hire	282,586	2.16	0	0.00	88,732	0	371,318	0	371,318
31-5465-0001	BBEID State & Tuition	25,225	0.20	8,989	0.14	10,743	0	44,957	0	44,957
31-5470-0540	CGHAD Specific Hire	0	0.00	68,416	0.81	21,482	0	89,898	0	89,898
31-5480-0001	Toxicology	0	0.00	20,000	0.00	6,280	0	26,280	0	26,280
TOTAL	6,052,974	42.46	2,940,728	31.56	2,398,070	0	11,391,772	34,652	11,426,424	

UNMC-Federal Letter of Credit-736 Federal/Restricted

COST OBJECT	Dollar	FACULTY	NON FACULTY		EMPLOYEE BENEFITS	PERSONAL SERVICE CREDITS	TOTAL PERSONAL SERVICES	TOTAL OPERATING EXPENSES	TOTAL	
		FTE	Dollar	FTE						
34-5401-1000001	College of Public Health	6,035	0.03	11,853	0.12	4,007	0	21,895	0	21,895
34-5420-2006511	Surveillance of Agricultural Injuries in	3,230	0.03	0	0.00	724	0	3,954	0	3,954
34-5420-2008112	Administration & Planning Core	103,103	0.86	4,732	0.04	24,152	0	131,987	0	131,987
34-5420-2008122	Emerging Issues Program	11,278	0.07	0	0.00	2,526	0	13,804	0	13,804
34-5420-2008132	Health & Safety Risks Among Immigrant Ca	33,521	0.27	5,540	0.10	8,749	0	47,810	0	47,810
34-5420-2008142	Enhancing the Health & Safety of Range B	8,577	0.07	10,653	0.10	4,307	0	23,537	0	23,537
34-5420-2008162	Improving Safety & Health of Cattle Feed	76,126	0.62	0	0.00	17,050	0	93,176	0	93,176
34-5420-2008212	Pilot/Feasibility Projects & Emerging Is	22,995	0.19	0	0.00	5,150	0	28,145	0	28,145
34-5420-2008312	Outreach Program	45,190	0.40	0	0.00	10,121	0	55,311	0	55,311
34-5420-2008412	ADMA: A Novel Pathway in Organic Dust Me	38,478	0.18	57,917	1.05	21,588	0	117,983	0	117,983
34-5420-2008512	Surveillance of Agricultural Injuries in	21,701	0.13	0	0.00	4,861	0	26,562	0	26,562
34-5420-2008712	Central States Center for Agricultural S	53,841	0.42	0	0.00	12,059	0	65,900	0	65,900
34-5420-2036001	College of Public Health	23,118	0.20	0	0.00	5,178	0	28,296	0	28,296
34-5430-2006001	The Impact of Environmental Stressors on	25,362	0.11	60,170	1.00	19,156	0	104,688	0	104,688
34-5430-2007001	Performance of the pooled testing strate	46,599	0.34	0	0.00	10,438	0	57,037	0	57,037
34-5450-2006001	Whole-of-Community Systems Intervention	34,117	0.18	59,761	1.00	21,025	0	114,903	0	114,903
34-5450-2007205	Ignite-Engage-Sustain: A comprehensive A	2,062	0.02	0	0.00	462	0	2,524	0	2,524
34-5450-3000001	College of Public Health	93,472	0.70	27,594	0.44	27,114	0	148,180	0	148,180
34-5450-3020006	COPH	3,632	0.02	27,065	0.37	6,876	0	37,573	0	37,573
TOTAL	652,437	4.82	265,285	4.22	205,543	0	1,123,265	0	1,123,265	

UNMC-Federal Advance-737 Federal/Restricted

COST OBJECT	Dollar	FACULTY	NON FACULTY		EMPLOYEE BENEFITS	PERSONAL SERVICE CREDITS	TOTAL PERSONAL SERVICES	TOTAL OPERATING EXPENSES	TOTAL	
		FTE	Dollar	FTE						
35-5410-2010003	IPA for Harlan Sayles	0	0.00	3,804	0.04	852	0	4,656	0	4,656
35-5410-2013001	College of Public Health	0	0.00	1,538	0.02	345	0	1,883	0	1,883
35-5420-2005002	Evaluation of Drought Indicators for Imp	1,408	0.01	0	0.00	316	0	1,724	0	1,724
35-5420-2008101	SARS-CoV-2 Viral Evolution and Spread wi	20,250	0.15	6,615	0.10	6,018	0	32,883	0	32,883
35-5420-2009002	Safety in Agriculture for Youth (SAY)	20,834	0.17	0	0.00	4,666	0	25,500	0	25,500
35-5420-2012001	College of Public Health	239,525	1.20	125,000	1.00	81,642	0	446,167	0	446,167
35-5470-2000001	CNTR Global Hlth	7,334	0.06	0	0.00	1,641	0	8,975	0	8,975
35-5470-2027001	College of Public Health	9,143	0.07	0	0.00	2,047	0	11,190	0	11,190

COST OBJECT LISTING BY SUB PROGRAM
2023-2024 GENERAL OPERATING BUDGET
UNIVERSITY OF NEBRASKA MEDICAL CENTER

SUBPROGRAM #/NAME: 54 College of Public Health

UNMC-Federal Advance-737 Federal/Restricted

COST OBJECT	Dollar	FACULTY	NON FACULTY		EMPLOYEE BENEFITS	PERSONAL	TOTAL	TOTAL	TOTAL
		FTE	Dollar	FTE		SERVICE CREDITS	PERSONAL SERVICES	OPERATING EXPENSES	
35-5470-3000001 Biosecurity Engagement Program	6,055	0.05	0	0.00	1,357	0	7,412	0	7,412
TOTAL	304,549	1.70	136,957	1.16	98,884	0	540,390	0	540,390

UNMC-Trust-Grant/Cont/Loan/End-738 Trust/Restricted

COST OBJECT	Dollar	FACULTY	NON FACULTY		EMPLOYEE BENEFITS	PERSONAL	TOTAL	TOTAL	TOTAL
		FTE	Dollar	FTE		SERVICE CREDITS	PERSONAL SERVICES	OPERATING EXPENSES	
36-5401-1004002 Educate Youth on the Epidemiology; Preve	115	0.00	208	0.00	84	0	407	0	407
36-5407-1003009 Pilot Test of Recruitment and Applicatio	15,810	0.13	1,658	0.03	4,576	0	22,044	0	22,044
36-5407-1004003 Midwest Public Health Training Center	43,683	0.29	0	0.00	11,443	0	55,126	0	55,126
36-5407-3004001 DHHS CDC Workforce Development	66,825	0.40	85,145	1.18	39,811	0	191,781	0	191,781
36-5407-3005001 College of Public Health	402	0.00	68,135	1.00	17,954	0	86,491	0	86,491
36-5407-3008001 College of Public Health	0	0.00	2,305	0.02	604	0	2,909	0	2,909
36-5410-2059003 Intervention to Improve Driving Practice	18,644	0.08	0	0.00	4,885	0	23,529	0	23,529
36-5410-2063004 Harnessing Movement Variability to Treat	27,519	0.20	0	0.00	7,209	0	34,728	0	34,728
36-5410-2070003 The role of microRNA-210 in regulating o	12,766	0.07	0	0.00	3,345	0	16,111	0	16,111
36-5410-2071003 Adoption and Implementation of an Eviden	16,098	0.07	0	0.00	4,217	0	20,315	0	20,315
36-5410-2072003 Tobacco Regulatory Science Investigating	52,675	0.27	0	0.00	13,799	0	66,474	0	66,474
36-5410-2075001 Field Deployable Intensimetric Probe Sys	7,019	0.05	0	0.00	1,839	0	8,858	0	8,858
36-5410-2076001 Integrating Radiomics and Genomics to Im	15,320	0.11	11,587	0.16	7,049	0	33,956	0	33,956
36-5410-2079002 Development of Novel Ovarian Cancer Biom	7,660	0.05	7,087	0.08	3,864	0	18,611	0	18,611
36-5410-2080003 Nutrition and Physical Activity Assessme	21,247	0.14	0	0.00	5,566	0	26,813	0	26,813
36-5410-2081001 Seattle Dietary Biomarker Development Ce	7,042	0.05	0	0.00	1,845	0	8,887	0	8,887
36-5410-2082001 College of Public Health	10,116	0.07	0	0.00	2,650	0	12,766	0	12,766
36-5410-2083002 The influence of 3D printed prostheses o	1,697	0.01	0	0.00	446	0	2,143	0	2,143
36-5410-2084001 College of Public Health	9,355	0.05	3,718	0.05	3,425	0	16,498	0	16,498
36-5410-2086001 College of Public Health	8,825	0.05	3,129	0.04	3,131	0	15,085	0	15,085
36-5410-2087001 College of Public Health	13,032	0.07	0	0.00	3,414	0	16,446	0	16,446
36-5410-2088001 College of Public Health	2,374	0.02	0	0.00	621	0	2,995	0	2,995
36-5420-2037001 Target Acquisition of Reference Material	72,704	0.56	52,495	1.00	32,798	0	157,997	0	157,997
36-5420-2045003 Implementing ROPS Programs: Key Factors	2,464	0.02	0	0.00	646	0	3,110	0	3,110
36-5420-2051001 College of Public Health	6,955	0.06	0	0.00	1,823	0	8,778	0	8,778
36-5420-2052001 College of Public Health	23,289	0.09	32,536	0.40	14,625	0	70,450	0	70,450
36-5420-2054001 College of Public Health	5,356	0.04	0	0.00	1,402	0	6,758	0	6,758
36-5420-2055301 Mead ARPA Funds - Bell	6,937	0.05	0	0.00	1,818	0	8,755	0	8,755
36-5420-2056001 College of Public Health	33,023	0.18	0	0.00	8,651	0	41,674	0	41,674
36-5420-3006101 Sequencing SARS-CoV-2 samples in Nebrask	20,250	0.15	0	0.00	5,305	0	25,555	0	25,555
36-5420-3006202 Sequencing SARS-CoV-2 samples in Nebrask	14,215	0.11	46,348	1.00	15,866	0	76,429	0	76,429
36-5420-3007001 College of Public Health	924	0.01	0	0.00	242	0	1,166	0	1,166
36-5420-3008002 Evaluating the Implementation of the Neb	57,613	0.48	0	0.00	15,094	0	72,707	0	72,707
36-5420-3009001 College of Public Health	398,762	2.85	585,056	6.65	257,729	0	1,241,547	0	1,241,547
36-5420-3010001 College of Public Health	73,479	0.82	131,895	2.11	53,801	0	259,175	0	259,175
36-5430-2039001 COVID-PREP	2,681	0.01	54,182	0.76	14,897	0	71,760	0	71,760
36-5430-2041001 Strategies to Prevent Spillover (STOP Sp	6,602	0.03	0	0.00	1,730	0	8,332	0	8,332
36-5430-2042001 Ovarian Cancer Survival in African-Ameri	10,185	0.04	0	0.00	2,667	0	12,852	0	12,852
36-5430-2044001 College of Public Health	10,869	0.10	0	0.00	2,847	0	13,716	0	13,716
36-5430-2047002 Genomic epidemiology of SARS-CoV-2 in th	0	0.00	23,159	0.40	6,066	0	29,225	0	29,225
36-5430-3009002 DHHS NE Drug Overdose Surveillance #9796	0	0.00	71,400	1.00	18,703	0	90,103	0	90,103
36-5430-3010001 DHHS 2 Epidemiologist COVID-19 Disease S	16,540	0.07	146,559	2.00	42,726	0	205,825	0	205,825
36-5440-2056001 College of Public Health	59,385	0.52	6,775	0.12	17,332	0	83,492	0	83,492
36-5440-3029001 College of Public Health	17,203	0.13	0	0.00	4,506	0	21,709	0	21,709

COST OBJECT LISTING BY SUB PROGRAM
2023-2024GENERAL OPERATING BUDGET
UNIVERSITY OF NEBRASKA MEDICAL CENTER

SUBPROGRAM #/NAME: 54 College of Public Health

UNMC-Trust-Grant/Cont/Loan/End-738 Trust/Restricted

COST OBJECT	Dollar	FACULTY	NON FACULTY		EMPLOYEE BENEFITS	PERSONAL	TOTAL	TOTAL	TOTAL	
		FTE	Dollar	FTE		SERVICE CREDITS	PERSONAL SERVICES	OPERATING EXPENSES		
36-5440-3030001	College of Public Health	1,707	0.01	0	0.00	447	0	2,154	0	2,154
36-5450-2062001	Harnessing the power of global data to s	20,062	0.13	0	0.00	5,255	0	25,317	0	25,317
36-5450-2063001	Consortium for Pre-Primary Data and Meas	4,971	0.03	0	0.00	1,303	0	6,274	0	6,274
36-5450-2069003	Nebraska Center for the Prevention of Ob	32,993	0.30	3,423	0.06	9,539	0	45,955	0	45,955
36-5450-2071003	Translating Efficacious Pediatric Weight	5,236	0.05	0	0.00	1,371	0	6,607	0	6,607
36-5450-2072001	Stand & Move at Work II: Effectiveness a	464	0.01	0	0.00	122	0	586	0	586
36-5450-2073002	Pearls NIH R015R01MD013852-05 Addressin	1,271	0.01	0	0.00	333	0	1,604	0	1,604
36-5450-2074001	College of Public Health	26,410	0.27	13,390	0.20	10,427	0	50,227	0	50,227
36-5450-2075001	College of Public Health	27,088	0.27	13,390	0.20	10,603	0	51,081	0	51,081
36-5450-2076001	College of Public Health	26,690	0.27	13,390	0.20	10,499	0	50,579	0	50,579
36-5450-2077001	College of Public Health	26,652	0.27	13,390	0.20	10,490	0	50,532	0	50,532
36-5450-2078001	College of Public Health	31,854	0.31	13,390	0.20	11,853	0	57,097	0	57,097
36-5450-2080001	College of Public Health	7,517	0.07	0	0.00	1,970	0	9,487	0	9,487
36-5450-3017001	College of Public Health	11,946	0.12	0	0.00	3,129	0	15,075	0	15,075
36-5450-3018001	College of Public Health	4,861	0.03	5,895	0.07	2,819	0	13,575	0	13,575
36-5450-3024005	College of Public Health	484	0.00	1,217	0.02	446	0	2,147	0	2,147
36-5450-3030002	COPH	121	0.00	16,228	0.19	4,283	0	20,632	0	20,632
36-5450-3031001	COPH	1,453	0.01	12,800	0.12	3,734	0	17,987	0	17,987
36-5450-3032001	College of Public Health	0	0.00	32,864	0.43	8,609	0	41,473	0	41,473
36-5465-1006121	NE Center for Bioterrorism Edu:HPP	40,963	0.37	12,391	0.16	13,977	0	67,331	0	67,331
36-5465-1006221	NE Center for Bioterrorism Edu:PHPEP	146,836	1.35	88,415	1.28	61,628	0	296,879	0	296,879
36-5470-2011001	College of Public Health	36,883	0.25	11,528	0.19	12,681	0	61,092	0	61,092
36-5485-1002001	College of Public Health	2,662	0.02	0	0.00	698	0	3,360	0	3,360
36-5485-2016001	North Central Farm and Ranch Stress Assi	17,219	0.14	20,162	0.37	9,791	0	47,172	0	47,172
36-5485-3001021	Tobacco Free Nebraska	6,281	0.04	55,941	1.00	16,300	0	78,522	0	78,522
36-5485-3027001	College of Public Health	0	0.00	45,863	0.87	12,015	0	57,878	0	57,878
37-5401-8000001	Indirect Return Dean's Office	0	0.00	9,524	0.18	2,496	0	12,020	0	12,020
37-5410-2001001	MOU Biostatistics	445,752	3.12	302,778	3.65	196,091	0	944,621	0	944,621
37-5410-8000001	Indirect Return BIO Dept	26,294	0.18	8,498	0.11	9,114	0	43,906	0	43,906
37-5420-2001001	MOU EAOH	2,623	0.01	0	0.00	687	0	3,310	0	3,310
37-5420-6000003	Water, Climate & Health Program	204,776	1.69	112,040	1.73	82,996	0	399,812	0	399,812
37-5420-8000001	Indirect Return EAOH Dept	208,188	1.35	20,000	0.00	59,778	0	287,966	0	287,966
37-5420-8000006	Indirect Return EAOH Dept - E. Rogan	41,229	0.70	0	0.00	10,801	0	52,030	0	52,030
37-5420-8000008	Indirect Return EAOH Dept-J. Martin-Lowe	0	0.00	10,000	0.00	2,620	0	12,620	0	12,620
37-5430-6000001	Tim Hawks Chair in Cancer Prevention	38,670	0.19	0	0.00	10,130	0	48,800	0	48,800
37-5430-6000008	2023 BCC COE Cancer Needs Assessment	5,539	0.05	0	0.00	1,451	0	6,990	0	6,990
37-5430-8000013	Indirect Return D. Brett-Major	0	0.00	98,677	1.60	25,851	0	124,528	0	124,528
37-5440-2001001	MOU HRSA	6,387	0.05	0	0.00	1,672	0	8,059	0	8,059
37-5440-4000003	Ronnie Horner's Startup Fund	100,940	1.00	0	0.00	26,444	0	127,384	0	127,384
37-5440-6000003	Medical Legal Aid Project	533	0.00	6,952	0.14	1,961	0	9,446	0	9,446
37-5440-8000001	Indirect Return HSRA Dept	22,294	0.19	15,839	0.34	9,989	0	48,122	0	48,122
37-5450-2001001	MOU HPSBH	84,673	0.45	51,636	1.00	35,710	0	172,019	0	172,019
37-5450-6000009	NE HEALING	0	0.00	84,131	1.49	22,040	0	106,171	0	106,171
37-5450-6000010	The Nebraska Solution: Diabetes Care	140,593	1.11	71,400	1.00	55,536	0	267,529	0	267,529
37-5450-6000012	Rookwood Pilot Project	0	0.00	5,654	0.07	1,481	0	7,135	0	7,135
37-5450-8000001	Indirect Return HPSBH Dept	0	0.00	51,950	0.94	13,609	0	65,559	0	65,559
37-5450-8000013	Indirect Return D. Dziewaltowski	0	0.00	59,760	1.00	15,655	0	75,415	0	75,415
37-5450-8000020	Indirect Return CityMatch	63,165	0.70	415,542	5.55	125,405	0	604,112	0	604,112
37-5465-1006999	Program Income - 36-5465-1006-XXX	0	0.00	29,034	0.42	7,606	0	36,640	0	36,640
37-5485-3001001	Reducing Hlth Disparities - Administrati	251,823	1.71	93,646	0.50	90,502	0	435,971	0	435,971
37-5485-3001002	Reducing Hlth Disparities - North Omaha	78,860	0.66	70,070	1.06	39,014	0	187,944	0	187,944

COST OBJECT LISTING BY SUB PROGRAM
2023-2024 GENERAL OPERATING BUDGET
UNIVERSITY OF NEBRASKA MEDICAL CENTER

SUBPROGRAM #/NAME: 54 College of Public Health

UNMC-Trust-Grant/Cont/Loan/End-738 Trust/Restricted

COST OBJECT	Dollar	FACULTY	NON FACULTY		EMPLOYEE BENEFITS	PERSONAL SERVICE CREDITS	TOTAL PERSONAL SERVICES	TOTAL OPERATING EXPENSES	TOTAL
		FTE	Dollar	FTE					
37-5485-600006 Meat Processing Facilities	1,331	0.01	0	0.00	348	0	1,679	0	1,679
37-5495-2001001 MOU - CCORDA	45,573	0.35	104,034	1.38	39,193	0	188,800	0	188,800
TOTAL	3,449,527	26.32	3,328,219	45.87	1,775,553	0	8,553,299	0	8,553,299

UNMC-Auxiliary-739 Auxiliaries & Services/Restricted

COST OBJECT	Dollar	FACULTY	NON FACULTY		EMPLOYEE BENEFITS	PERSONAL SERVICE CREDITS	TOTAL PERSONAL SERVICES	TOTAL OPERATING EXPENSES	TOTAL
		FTE	Dollar	FTE					
33-5401-0002 Student Fees COPH	0	0.00	43,057	0.76	11,883	0	54,940	93,263	148,203
33-5401-0003 CoPH Technology Fees	0	0.00	0	0.00	0	0	0	22,944	22,944
33-5401-0007 OWW Distance Ed Fees	0	0.00	194,844	2.52	53,770	0	248,614	0	248,614
33-5401-0015 United Food & Commer	30,842	0.27	0	0.00	8,511	0	39,353	0	39,353
33-5407-0002 OPHP Admin Acct	0	0.00	177,518	2.40	48,989	0	226,507	0	226,507
33-5407-0003 OPHP NE DHHS Proj	6,206	0.04	14,994	0.18	5,850	0	27,050	0	27,050
33-5407-0004 ACOG Cntrct UNC	1,187	0.01	0	0.00	327	0	1,514	0	1,514
33-5410-0001 BCBS Agreement	4,034	0.03	0	0.00	1,114	0	5,148	0	5,148
33-5410-0004 FIRST NATIONAL BANK	13,901	0.07	0	0.00	3,837	0	17,738	0	17,738
33-5430-0006 SHORELAND INC	76,026	0.32	0	0.00	20,980	0	97,006	0	97,006
33-5440-0003 NE DHHS Hlth Alrt Netwrk	0	0.00	24,652	0.49	6,803	0	31,455	0	31,455
33-5440-0012 NE DHHS HPTS PC-ORH	0	0.00	14,035	0.27	3,874	0	17,909	0	17,909
33-5440-2686 Health Professions Tracking Service	95,000	1.00	182,852	2.58	76,678	0	354,530	45,080	399,610
33-5450-0007 Smith & Lehmann CNST	3,546	0.03	0	0.00	979	0	4,525	0	4,525
33-5450-0008 Womens Cntr Advcmnt	11,716	0.09	0	0.00	3,232	0	14,948	0	14,948
33-5450-0009 DHHS Prgm Eval in NE	12,496	0.09	1,423	0.02	3,841	0	17,760	0	17,760
33-5450-0010 CAP WRAP UP EVAL	7,217	0.07	0	0.00	1,992	0	9,209	0	9,209
33-5463-0707 PHEPPA	10,754	0.12	17,480	0.28	7,792	0	36,026	0	36,026
33-5495-2000 CCORDA Core Facility	2,560	0.03	27,787	0.33	8,374	0	38,721	3,992	42,713
TOTAL	275,485	2.16	698,642	9.83	268,826	0	1,242,953	165,279	1,408,232
SUB PROGRAM TOTAL	10,734,972	77	7,369,831	93	4,746,876	0	22,851,679	199,931	23,051,610

SUBPROGRAM #/NAME: 55 Munroe-Meyer Institute

UNMC-State General Fund-731 Cash & Student Contracts/Designated

COST OBJECT	Dollar	FACULTY	NON FACULTY		EMPLOYEE BENEFITS	PERSONAL SERVICE CREDITS	TOTAL PERSONAL SERVICES	TOTAL OPERATING EXPENSES	TOTAL
		FTE	Dollar	FTE					
31-5505-0126 MMI State Support	0	0.00	0	0.00	0	0	0	2,026,999	2,026,999
31-5507-0016 Severe Behavior	0	0.00	0	0.00	0	0	0	22,200	22,200
31-5507-0100 Severe Behavior	0	0.00	41,600	1.00	12,980	0	54,580	0	54,580
31-5507-0102 COSTSHARING/36-5507-3097-001	2,890	0.03	0	0.00	902	0	3,792	0	3,792
31-5507-6800 MMI Administration	0	0.00	270,820	1.04	84,496	0	355,316	6,250	361,566
31-5507-7890 Patient Information Office	0	0.00	858,658	14.88	267,902	0	1,126,560	12,000	1,138,560
31-5507-7900 MMI Business Office	0	0.00	23,460	0.28	7,319	0	30,779	4,700	35,479
31-5507-8100 Genetic Medicine	0	0.00	0	0.00	0	0	0	22,200	22,200
31-5507-8390 Occupational Therapy	0	0.00	0	0.00	0	0	0	17,200	17,200
31-5507-8490 Physical Therapy	0	0.00	0	0.00	0	0	0	17,200	17,200
31-5507-8590 Psychology	0	0.00	0	0.00	0	0	0	22,200	22,200
31-5507-8690 Speech-Language Pathology	0	0.00	0	0.00	0	0	0	22,200	22,200
31-5507-8990 Feeding Disorders	0	0.00	0	0.00	0	0	0	17,200	17,200
31-5508-0001 iCASD	0	0.00	0	0.00	0	0	0	22,200	22,200
31-5508-0100 Diagnostics Clinical	153,750	1.39	5,000	0.00	49,530	0	208,280	0	208,280

COST OBJECT LISTING BY SUB PROGRAM
2023-2024 GENERAL OPERATING BUDGET
UNIVERSITY OF NEBRASKA MEDICAL CENTER

SUBPROGRAM #/NAME: 55 Munroe-Meyer Institute

UNMC-State General Fund-731 Cash & Student Contracts/Designated

COST OBJECT	Dollar	FACULTY	NON FACULTY		EMPLOYEE BENEFITS	PERSONAL SERVICE CREDITS	TOTAL PERSONAL SERVICES	TOTAL OPERATING EXPENSES	TOTAL	
		FTE	Dollar	FTE						
31-5508-0200	ACT Clinical	57,186	0.35	1,202,067	24.72	392,888	0	1,652,141	0	1,652,141
31-5508-0300	ACTION Clinical	40,284	0.29	497,950	10.35	167,929	0	706,163	0	706,163
31-5508-0500	EI Clinical	134,483	0.75	1,324,609	26.90	455,237	0	1,914,329	0	1,914,329
31-5510-0100	SB Clinical	155,809	1.50	1,168,452	23.00	413,169	0	1,737,430	0	1,737,430
31-5512-0100	Dev Med Clinical	9,978	0.22	0	0.00	3,114	0	13,092	0	13,092
31-5518-0100	FD Clinical	349,162	2.97	911,073	18.20	393,193	0	1,653,428	0	1,653,428
31-5524-0100	OT Clinical	0	0.00	126,873	1.57	39,585	0	166,458	0	166,458
31-5526-0100	PT Clinical	0	0.00	60,527	0.75	18,884	0	79,411	0	79,411
31-5528-0100	Psychology Clinical	833,882	7.78	89,232	1.30	288,011	0	1,211,125	0	1,211,125
31-5532-0100	SLP Clinical	35,814	0.34	478,336	6.18	160,417	0	674,567	0	674,567
TOTAL	1,773,238	15.61	7,058,657	130.16	2,755,556	0	11,587,451	2,212,549	13,800,000	

UNMC-Federal Letter of Credit-736 Federal/Restricted

COST OBJECT	Dollar	FACULTY	NON FACULTY		EMPLOYEE BENEFITS	PERSONAL SERVICE CREDITS	TOTAL PERSONAL SERVICES	TOTAL OPERATING EXPENSES	TOTAL	
		FTE	Dollar	FTE						
34-5507-1043101	Encouraging Excellence: Health Science E	24,018	0.18	50,649	0.85	16,724	0	91,391	0	91,391
34-5507-1043201	Encouraging Excellence: Health Science E	13,356	0.14	0	0.00	2,991	0	16,347	0	16,347
34-5507-1044002	MMI Interdisciplinary Training Program	83,951	0.98	200,173	3.00	63,635	0	347,759	0	347,759
34-5507-2039105	Ignite-Engage-Sustain: A comprehensive A	2,669	0.02	0	0.00	599	0	3,268	0	3,268
34-5507-2040001	Sex differences in BNST networks during	104,312	1.19	160,455	2.70	59,300	0	324,067	0	324,067
34-5528-1001001	Behavioral Health Workforce and Educatio	70,043	0.76	36,661	0.60	23,898	0	130,602	0	130,602
34-5528-3000003	BHECN Mental Health Technology Transfer	230,402	2.05	152,056	2.70	85,657	0	468,115	0	468,115
34-5528-3000104	BHECN Mental Health Technology Transfer	80,840	0.45	38,670	0.65	26,766	0	146,276	0	146,276
34-5528-3001001	MMI-Psychology	1,764	0.01	0	0.00	395	0	2,159	0	2,159
34-5534-3009005	University Centers for Excellence in Dev	0	0.00	21,747	0.50	4,870	0	26,617	0	26,617
34-5534-3010001	MMI UCEDD	2,019	0.03	35,745	0.73	8,458	0	46,222	0	46,222
34-5534-3011006	MMI UCEDD	149,150	1.27	176,931	2.92	73,033	0	399,114	0	399,114
34-5534-3012001	MMI UCEDD	1,764	0.01	1,217	0.01	667	0	3,648	0	3,648
TOTAL	764,288	7.09	874,304	14.66	366,993	0	2,005,585	0	2,005,585	

UNMC-Trust-Grant/Cont/Loan/End-738 Trust/Restricted

COST OBJECT	Dollar	FACULTY	NON FACULTY		EMPLOYEE BENEFITS	PERSONAL SERVICE CREDITS	TOTAL PERSONAL SERVICES	TOTAL OPERATING EXPENSES	TOTAL	
		FTE	Dollar	FTE						
36-5507-1101009	The TIN (Teratology Information Network)	28,665	0.23	12,191	0.18	10,703	0	51,559	0	51,559
36-5507-1101109	The TIN (Texting Supplement)	3,822	0.03	0	0.00	1,001	0	4,823	0	4,823
36-5507-2146002	Studies to understand the pathophysiology	30,792	0.15	67,290	1.50	25,694	0	123,776	0	123,776
36-5507-2148002	Negative Valence Systems in Schizophreni	63,630	0.31	0	0.00	16,669	0	80,299	0	80,299
36-5507-2149001	Imaging Hippocampal Function in Psychosi	21,210	0.11	0	0.00	5,556	0	26,766	0	26,766
36-5507-2151001	Severe Behavior	38,259	0.34	9,469	0.12	12,503	0	60,231	0	60,231
36-5507-3096102	Medically Handicapped Children - Genetic	203,922	1.22	84,917	1.45	75,667	0	364,506	0	364,506
36-5507-3096202	Medically Handicapped - SCCY	19,783	0.32	28,886	0.35	12,750	0	61,419	0	61,419
36-5507-3096302	Medically Handicapped - NICU	124,686	1.56	0	0.00	32,664	0	157,350	0	157,350
36-5507-3096402	Medically Handicapped - Tertog	27,668	0.21	18,406	0.35	12,070	0	58,144	0	58,144
36-5507-3096502	Medically Handicapped - Family	5,416	0.05	208,361	4.42	56,003	0	269,780	0	269,780
36-5507-3097001	MMI	2,311	0.02	0	0.00	605	0	2,916	0	2,916
36-5516-1003002	General Supervision Enhancement Grant	25,217	0.27	22,987	0.35	12,627	0	60,831	0	60,831
36-5516-1021003	NICU Follow-up Clinic: Developmental TIP	20,161	0.20	149,075	2.60	44,333	0	213,569	0	213,569
36-5516-1023002	ACF Douglas County	20,309	0.25	18,687	0.30	10,216	0	49,212	0	49,212
36-5516-1024001	MMI-Education and Child Development	24,687	0.21	113,582	1.85	36,223	0	174,492	0	174,492
36-5516-3003005	Omaha Healthy Start	17,527	0.20	17,081	0.25	9,066	0	43,674	0	43,674

COST OBJECT LISTING BY SUB PROGRAM
2023-2024 GENERAL OPERATING BUDGET
UNIVERSITY OF NEBRASKA MEDICAL CENTER

SUBPROGRAM #/NAME: 55 Munroe-Meyer Institute

UNMC-Trust-Grant/Cont/Loan/End-738 Trust/Restricted

COST OBJECT	Dollar	FACULTY	NON FACULTY		EMPLOYEE BENEFITS	PERSONAL	TOTAL	TOTAL	TOTAL	
		FTE	Dollar	FTE		SERVICE CREDITS	PERSONAL SERVICES	OPERATING EXPENSES		
36-5516-3005002	Supporting Child Find in Nebraska with C	10,086	0.11	9,942	0.20	5,246	0	25,274	0	25,274
36-5516-3006001	Spencer Foundation Equity Grant	6,858	0.06	2,268	0.04	2,390	0	11,516	0	11,516
36-5516-3007001	MMI-Education and Child Development	26,291	0.30	59,556	0.99	22,490	0	108,337	0	108,337
36-5516-3009001	MMI-Education and Child Development	2,018	0.02	17,813	0.26	5,195	0	25,026	0	25,026
36-5516-3010001	MMI-Education and Child Development	29,034	0.32	60,535	1.00	23,464	0	113,033	0	113,033
36-5526-2002001	Evaluation of the Efficacy of a Physical	12,669	0.25	23,084	0.30	9,366	0	45,119	0	45,119
36-5528-1001005	Interdisciplinary Personnel Preparation	4,800	0.04	0	0.00	1,258	0	6,058	0	6,058
36-5528-1002004	Mental Health Professional Partnership	83,252	0.85	0	0.00	21,809	0	105,061	0	105,061
36-5528-3000004	Nebraska Pediatric Mental Health Access	85,781	0.78	15,068	0.30	26,419	0	127,268	0	127,268
36-5530-3000003	Enrichment Program	0	0.00	91,983	1.67	24,096	0	116,079	0	116,079
36-5532-2001003	Rehabilitation Engineering Research Cent	8,156	0.10	0	0.00	2,136	0	10,292	0	10,292
36-5534-1001003	Care Coordination Access in Healthcare	7,117	0.07	20,385	0.40	7,205	0	34,707	0	34,707
36-5534-3001004	Family Care Enhancement Project & Result	8,071	0.10	264,080	5.70	71,295	0	343,446	0	343,446
36-5534-3005001	MMI UCEDD	4,036	0.05	22,299	0.48	6,898	0	33,233	0	33,233
36-5534-3006001	MMI UCEDD	43,158	0.41	51,251	0.93	24,732	0	119,141	0	119,141
36-5534-3007001	MMI UCEDD	1,764	0.01	8,380	0.20	2,657	0	12,801	0	12,801
36-5534-3008001	MMI UCEDD	14,528	0.18	0	0.00	3,807	0	18,335	0	18,335
37-5507-1002002	HBM Endowed Professorships	110,284	0.32	53,133	0.13	42,809	0	206,226	0	206,226
37-5507-1002005	Scottish Rite Language Program	0	0.00	509,856	6.26	133,566	0	643,422	0	643,422
37-5507-2015001	Jenni Blackford Startup Account	0	0.00	10,340	0.20	2,708	0	13,048	0	13,048
37-5507-3002001	Psych Operations Act	0	0.00	14,420	0.20	3,777	0	18,197	0	18,197
37-5507-3004001	OT OPS Services	0	0.00	1,256,101	19.25	329,058	0	1,585,159	0	1,585,159
37-5507-3005002	PT OPS Services	0	0.00	779,864	11.09	204,299	0	984,163	0	984,163
37-5507-3008001	SLP OPS Services	0	0.00	47,397	0.50	12,416	0	59,813	0	59,813
37-5507-3017001	NCI - Survey Contract	5,723	0.08	66,529	1.25	18,928	0	91,180	0	91,180
37-5507-3020001	NCI - Medicaid & LTC	5,723	0.08	64,599	1.25	18,421	0	88,743	0	88,743
37-5507-3026004	NU FDN - Cowdery Swim Prgm	0	0.00	28,027	0.44	7,341	0	35,368	0	35,368
37-5507-3026005	Meyer FDN - Thurs Night Prgm	0	0.00	26,878	0.41	7,042	0	33,920	0	33,920
37-5507-3026006	HBM - Camp Prgm	0	0.00	342,525	5.57	89,729	0	432,254	0	432,254
37-5507-3026010	Meyer FDN - Cooking Club Prgm	0	0.00	5,387	0.10	1,410	0	6,797	0	6,797
37-5507-3033001	Psychology OPS Services	102,799	0.95	141,303	2.50	63,947	0	308,049	0	308,049
37-5507-3037001	NU FDN-Krohn Professorship	10,000	0.00	0	0.00	2,620	0	12,620	0	12,620
37-5508-3002001	NU FDN - iCASD Chair	19,776	0.00	0	0.00	5,181	0	24,957	0	24,957
37-5508-3003001	NU FDN-Sherwood Fund	21,151	0.21	15,879	0.23	9,701	0	46,731	0	46,731
37-5508-3004001	MMI-ICASD	0	0.00	50,903	0.90	13,335	0	64,238	0	64,238
37-5516-1002001	Developmental Account	55,988	0.58	105,798	1.73	42,382	0	204,168	0	204,168
37-5520-3010001	GC - Cancer Genetics	164,096	1.52	170,800	2.15	87,733	0	422,629	0	422,629
37-5520-3012001	GC - Maternal Fetal Medicine	50,055	0.50	0	0.00	13,113	0	63,168	0	63,168
37-5520-3014001	NE MED - Ataxia Clinics	26,131	0.25	0	0.00	6,846	0	32,977	0	32,977
37-5526-3001001	NU FDN - MMI GoBabyGo! Nebraska! Fund	0	0.00	1,750	0.05	459	0	2,209	0	2,209
37-5526-3005001	PT Bellevue Public School	0	0.00	211,356	3.00	55,368	0	266,724	0	266,724
37-5528-1002001	Developmental Account	160,094	1.20	76,386	1.31	61,949	0	298,429	0	298,429
37-5528-3001001	MMI Children's Hospital Medical Agreemen	70,834	0.35	0	0.00	18,556	0	89,390	0	89,390
37-5528-3003001	Consultative FBA Services	18,270	0.20	0	0.00	4,786	0	23,056	0	23,056
37-5530-3001001	HBM - Millard Services Project	0	0.00	37,460	0.76	9,812	0	47,272	0	47,272
37-5530-3002001	HBM - Adaptive Sports League	0	0.00	14,186	0.30	3,715	0	17,901	0	17,901
37-5530-3004001	NU FDN - Art Excellence Fund	0	0.00	4,870	0.10	1,275	0	6,145	0	6,145
37-5530-3005001	Tapestry of Arts Project	0	0.00	12,315	0.25	3,226	0	15,541	0	15,541
37-5530-3006001	Meyer FDN-Yoga Program	0	0.00	2,360	0.02	617	0	2,977	0	2,977
37-5534-1002001	Developmental Account	0	0.00	40,741	1.00	10,674	0	51,415	0	51,415
37-5534-3000001	Sunny Durham FDN Arts Program	0	0.00	21,885	0.50	5,733	0	27,618	0	27,618

COST OBJECT LISTING BY SUB PROGRAM
2023-2024 GENERAL OPERATING BUDGET
UNIVERSITY OF NEBRASKA MEDICAL CENTER

SUBPROGRAM #/NAME: 55 Munroe-Meyer Institute

UNMC-Trust-Grant/Cont/Loan/End-738 Trust/Restricted

COST OBJECT	Dollar	FACULTY	NON FACULTY		EMPLOYEE BENEFITS	PERSONAL SERVICE CREDITS	TOTAL PERSONAL SERVICES	TOTAL OPERATING EXPENSES	TOTAL
		FTE	Dollar	FTE					
37-5534-3002001 NCI Data Dashboard	3,816	0.05	21,536	0.30	6,641	0	31,993	0	31,993
TOTAL	1,850,424	15.58	5,532,160	87.91	1,933,986	0	9,316,570	0	9,316,570

UNMC-Auxiliary-739 Auxiliaries & Services/Restricted

COST OBJECT	Dollar	FACULTY	NON FACULTY		EMPLOYEE BENEFITS	PERSONAL SERVICE CREDITS	TOTAL PERSONAL SERVICES	TOTAL OPERATING EXPENSES	TOTAL
		FTE	Dollar	FTE					
33-5507-0002 Outpat Support&Growt	0	0.00	0	0.00	0	0	0	2,200	2,200
33-5507-0003 PIO Supp&Prof Growth	0	0.00	0	0.00	0	0	0	4,900	4,900
33-5507-0150 Madonna School Services	30,960	0.30	14,927	0.20	12,664	0	58,551	0	58,551
33-5507-0152 MMI Research	78,195	0.66	0	0.00	21,579	0	99,774	0	99,774
33-5507-0154 Care CoordinationPrg	0	0.00	210,248	3.91	58,024	0	268,272	8,000	276,272
33-5507-0162 Academic Affairs	44,147	0.25	60,956	1.00	29,006	0	134,109	10,000	144,109
33-5507-0164 ITS Supp&Prof Growth	0	0.00	0	0.00	0	0	0	4,500	4,500
33-5507-5800 Comm Eng S&P Growth	0	0.00	0	0.00	0	0	0	2,600	2,600
33-5507-8419 Employer Engagement & Lifespan Program	0	0.00	21,156	0.50	5,839	0	26,995	0	26,995
33-5507-8421 CareCoord Supp&Growt	0	0.00	0	0.00	0	0	0	2,000	2,000
33-5507-8422 Research Supp&Growth	0	0.00	0	0.00	0	0	0	6,000	6,000
33-5508-0002 iCASD Sup&Pro Growth	0	0.00	0	0.00	0	0	0	12,400	12,400
33-5508-0003 ActionClc Supp&Growt	0	0.00	0	0.00	0	0	0	4,900	4,900
33-5508-0005 Bridge	40,820	0.00	0	0.00	11,265	0	52,085	0	52,085
33-5510-0001 SB Supp&ProfGrowth	0	0.00	0	0.00	0	0	0	17,820	17,820
33-5510-0003 EI Supp&ProfGrowth	0	0.00	0	0.00	0	0	0	13,700	13,700
33-5516-0002 Northstar Evaluation	6,858	0.06	9,681	0.15	4,565	0	21,104	0	21,104
33-5516-0005 Education Child Dev	0	0.00	0	0.00	0	0	0	22,200	22,200
33-5516-0006 21st Century Observa	0	0.00	24,555	0.40	6,777	0	31,332	0	31,332
33-5516-0007 NCFE Design Thinking	5,486	0.05	28,936	0.45	9,499	0	43,921	0	43,921
33-5516-0009 Communities For Kids	4,061	0.05	2,930	0.05	1,930	0	8,921	0	8,921
33-5516-0011 Ready Rose	0	0.00	29,206	0.45	8,059	0	37,265	0	37,265
33-5516-0012 Harvard EASEL Lab	0	0.00	27,992	0.41	7,726	0	35,718	0	35,718
33-5516-0013 ReConnect	4,115	0.04	3,254	0.05	2,033	0	9,402	0	9,402
33-5516-0014 CHMC Evaluation	0	0.00	11,518	0.20	3,179	0	14,697	0	14,697
33-5516-0015 String Sprouts	14,982	0.16	25,992	0.45	11,309	0	52,283	0	52,283
33-5518-0001 FD Supp&ProfGrowth	0	0.00	0	0.00	0	0	0	15,300	15,300
33-5520-1002 GM Supp&ProfGrowth	0	0.00	0	0.00	0	0	0	32,300	32,300
33-5524-0001 OT Supp&ProfGrowth	0	0.00	0	0.00	0	0	0	19,910	19,910
33-5526-0002 PT Supp&Growth	0	0.00	0	0.00	0	0	0	18,025	18,025
33-5528-0003 ACT Support & Professional Growth	0	0.00	0	0.00	0	0	0	12,100	12,100
33-5528-0007 Millard Pub. School	39,145	0.40	0	0.00	10,803	0	49,948	0	49,948
33-5528-0008 BHECN MOU	11,783	0.12	0	0.00	3,252	0	15,035	0	15,035
33-5528-0009 PSY Supp&ProfGrowth	0	0.00	0	0.00	0	0	0	53,250	53,250
33-5528-0016 COD MOU	5,014	0.05	0	0.00	1,384	0	6,398	0	6,398
33-5528-0017 Grupo Conduzir	10,962	0.12	0	0.00	3,025	0	13,987	0	13,987
33-5530-0001 Recreational Therapy	0	0.00	0	0.00	0	0	0	17,200	17,200
33-5532-0003 SLP Supp&ProfGrowth	0	0.00	0	0.00	0	0	0	26,294	26,294
33-5532-0004 NE Med Outpat Serv	41,974	0.23	70,351	0.87	30,999	0	143,324	0	143,324
33-5534-0001 UCEDD	0	0.00	0	0.00	0	0	0	15,200	15,200
33-5534-0003 Northern Respite	0	0.00	17,289	0.40	4,771	0	22,060	0	22,060
33-5534-0004 MPS YAP Job Site	6,105	0.08	53,844	1.00	16,544	0	76,493	0	76,493
33-5536-0001 LEND	0	0.00	0	0.00	0	0	0	15,200	15,200
33-5540-1003 MMI Optical Shop	0	0.00	13,813	0.20	3,813	0	17,626	0	17,626

COST OBJECT LISTING BY SUB PROGRAM
2023-2024 GENERAL OPERATING BUDGET
UNIVERSITY OF NEBRASKA MEDICAL CENTER

SUBPROGRAM #/NAME: 55 Munroe-Meyer Institute

UNMC-Auxiliary-739 Auxiliaries & Services/Restricted

COST OBJECT	Dollar	FACULTY	NON FACULTY		EMPLOYEE BENEFITS	PERSONAL SERVICE CREDITS	TOTAL PERSONAL SERVICES	TOTAL OPERATING EXPENSES	TOTAL
		FTE	Dollar	FTE					
33-5552-0101	ECD Support & Professional Growth	0	0.00	0	0.00	0	0	30,980	30,980
33-5552-0103	Educare	6,858	0.06	252,424	4.12	71,554	0	330,836	330,836
33-5552-0105	CSI Kid's Squad Mental Health	0	0.00	42,011	0.63	11,594	0	53,605	53,605
33-5552-0106	Learning Community	0	0.00	218,783	3.55	60,377	0	279,160	279,160
33-5552-0109	NCCF Child Well Being	16,247	0.20	58,462	0.95	20,617	0	95,326	95,326
33-5552-0112	Regional 6 Kidsquad	0	0.00	1,668	0.03	461	0	2,129	2,129
33-5552-0115	NDE Endowment Six Pence	12,131	0.14	127,559	2.06	38,550	0	178,240	178,240
33-5552-0126	NDE PBIS	13,715	0.12	30,796	0.50	12,284	0	56,795	56,795
33-5552-0130	People First	0	0.00	9,035	0.13	2,494	0	11,529	11,529
33-5552-0134	Educare WinnebagoPrg	4,061	0.05	61,914	0.95	18,208	0	84,183	84,183
33-5552-0135	Lifespan Respite - Eastern Region	0	0.00	50,543	1.15	13,949	0	64,492	64,492
33-5552-0602	Behavioral Psych PhD Student Acct	0	0.00	5,000	0.00	1,380	0	6,380	6,380
33-5552-0610	RT Support & Professional Growth	0	0.00	0	0.00	0	0	9,000	9,000
33-5552-0611	LEND Support and Prof Growth	0	0.00	0	0.00	0	0	3,150	3,150
33-5552-0612	UCEDD Support & Prof Growth	0	0.00	0	0.00	0	0	11,400	11,400
33-5552-0618	NE Med SLP Services	21,463	0.25	642,806	8.85	183,317	0	847,586	847,586
33-5552-0724	Buffett Cancer Center Contract	0	0.00	36,685	0.40	10,125	0	46,810	46,810
33-5552-0731	MMI IT Expenses	0	0.00	589,370	5.29	162,646	0	752,016	760,016
33-5552-1800	Outpatient Center	0	0.00	326,874	4.90	90,206	0	417,080	429,080
33-5552-2002	GM Operations Act	462,470	3.57	976,799	15.00	397,192	0	1,836,461	1,836,461
TOTAL	881,552	6.94	4,057,377	59.19	1,362,999	0	6,301,928	410,529	6,712,457
SUB PROGRAM TOTAL	5,269,502	45	17,522,498	292	6,419,534	0	29,211,534	2,623,078	31,834,612

SUBPROGRAM #/NAME: 56 Dental Clinic

UNMC-State General Fund-731 Cash & Student Contracts/Designated

COST OBJECT	Dollar	FACULTY	NON FACULTY		EMPLOYEE BENEFITS	PERSONAL SERVICE CREDITS	TOTAL PERSONAL SERVICES	TOTAL OPERATING EXPENSES	TOTAL
		FTE	Dollar	FTE					
31-5605-0016	Clinic Administration	0	0.00	1,507,410	31.04	833,437	0	2,340,847	5,133,708
31-5605-0026	Dental Hygiene	90,357	1.06	0	0.00	28,190	0	118,547	130,742
31-5605-0036	Clinic Computer	0	0.00	75,940	1.00	23,693	0	99,633	202,254
31-5605-0076	Orthodontics Clinic	8,509	0.21	161,534	3.80	53,054	0	223,097	274,336
31-5605-0086	Pedodontics Clinic	2,422	0.10	61,903	1.25	20,068	0	84,393	100,525
31-5605-0096	Dept of Surgical Specialties	51,561	0.56	250,706	4.80	94,307	0	396,574	432,123
31-5605-0097	Undergrad Endo Clinic	0	0.00	0	0.00	0	0	18,870	18,870
31-5605-0098	Grad Endo Clinic	0	0.00	0	0.00	0	0	62,297	62,297
31-5605-0099	Grad Perio Clinic	0	0.00	0	0.00	0	0	30,372	30,372
31-5605-0106	Undergrad Clinics	277,441	2.70	456,156	10.00	466,054	0	1,199,651	1,760,383
31-5605-0136	Dental Clinic-Radiology	0	0.00	89,741	2.00	28,000	0	117,741	151,995
31-5605-0306	Dental Clinic-General Prac-UNMC Exp	25,218	0.35	491,910	9.90	161,343	0	678,471	875,769
31-5605-0307	AEGD DENTAL CLINIC	0	0.00	164,413	4.00	51,296	0	215,709	215,709
31-5605-0316	Pedi-Dent Clinic-UNMC	0	0.00	620,776	14.00	193,682	0	814,458	983,371
31-5691-0008	Neb Medicaid Enhancement Revenue	132,647	1.62	197,706	2.00	103,070	0	433,423	627,546
TOTAL	588,155	6.59	4,078,195	83.79	2,056,194	0	6,722,544	4,277,456	11,000,000

UNMC-Auxiliary-739 Auxiliaries & Services/Restricted

COST OBJECT	Dollar	FACULTY	NON FACULTY		EMPLOYEE BENEFITS	PERSONAL SERVICE CREDITS	TOTAL PERSONAL SERVICES	TOTAL OPERATING EXPENSES	TOTAL
		FTE	Dollar	FTE					
33-5652-0776	Post-Graduate Dentistry	0	0.00	29,749	0.50	8,210	0	37,959	37,959

COST OBJECT LISTING BY SUB PROGRAM
2023-2024 GENERAL OPERATING BUDGET
UNIVERSITY OF NEBRASKA MEDICAL CENTER

SUBPROGRAM #/NAME: 56 Dental Clinic

TOTAL	0	0.00	29,749	0.50	8,210	0	37,959	0	37,959
SUB PROGRAM TOTAL	588,155	7	4,107,944	84	2,064,404	0	6,760,503	4,277,456	11,037,959

SUBPROGRAM #/NAME: 57 Tobacco Fund Research

UNMC-State General Fund-731 Cash & Student Contracts/Designated

COST OBJECT	Dollar	FACULTY	NON FACULTY		EMPLOYEE BENEFITS	PERSONAL SERVICE CREDITS	TOTAL PERSONAL SERVICES	TOTAL OPERATING EXPENSES	TOTAL
		FTE	Dollar	FTE					
31-5701-0001 Biomedical Research Development Fund	1,945,410	0.00	3,725,668	0.00	941,495	0	6,612,573	5,187,427	11,800,000
31-5703-0009 Minority Health Education & Research	0	0.00	0	3.85	0	0	0	0	0
31-5705-0041 Core Research Support Lab Equip	0	0.00	0	0.14	0	0	0	0	0
31-5705-0381 MSP Sch. Director	0	0.20	0	0.00	0	0	0	0	0
31-5706-0013 BCC CTO REGUL STAFF	0	0.00	0	3.00	0	0	0	0	0
31-5707-0008 Conrady Recruitment	0	0.00	0	1.00	0	0	0	0	0
31-5708-0030 RDAR Neonatal Opioid	0	0.00	0	0.07	0	0	0	0	0
31-5712-0059 Eppley-Natarajan Recruitment	0	0.13	0	0.00	0	0	0	0	0
31-5712-0082 Radhakrishnan Recr	0	0.13	0	0.00	0	0	0	0	0
31-5712-0126 EPP-N Woods Recruitment (Cowan)	0	0.27	0	0.00	0	0	0	0	0
31-5712-0131 Epp ElGamal Research	0	0.98	0	0.00	0	0	0	0	0
31-5712-7039 Mathew Recruitment	0	0.38	0	0.00	0	0	0	0	0
31-5712-7040 Choi Recruitment	0	0.43	0	0.00	0	0	0	0	0
31-5713-0005 Editorial Project	0	0.00	0	1.00	0	0	0	0	0
31-5713-0009 COM-Batra-Biochem Chair	0	0.40	0	0.00	0	0	0	0	0
31-5713-0023 Mohd Wasim Nasser Recruitment	0	0.00	0	0.95	0	0	0	0	0
31-5713-0024 Deegan ORED-PrevObes	0	0.00	0	0.08	0	0	0	0	0
31-5713-0027 NPOD Phase II-Dhawan	0	0.30	0	0.00	0	0	0	0	0
31-5717-0032 COP TRIPPIER RECRUIT	0	0.00	0	0.84	0	0	0	0	0
31-5717-0035 Ronning Recruitment	0	0.00	0	1.00	0	0	0	0	0
31-5717-3007 FOXM1 INHIBIT OVARIAN	0	0.00	0	0.30	0	0	0	0	0
31-5721-0036 NPOD Gundry	0	0.00	0	0.12	0	0	0	0	0
31-5721-0107 Pipinos Retention	0	0.43	0	0.40	0	0	0	0	0
31-5721-0116 COM-Beusing General Surgery	0	0.00	0	0.50	0	0	0	0	0
31-5721-0154 Com-Gundry Recruit	0	0.00	0	0.32	0	0	0	0	0
31-5721-0156 A FISHER RECRUITMENT	0	0.00	0	1.00	0	0	0	0	0
31-5721-0158 SURGERY-EVANS EPIDEM	0	0.00	0	0.26	0	0	0	0	0
31-5721-0164 BAGHER RECRUITMENT	0	0.00	0	0.50	0	0	0	0	0
31-5721-3009 R MANNON RECRUITMENT	0	0.00	0	0.22	0	0	0	0	0
31-5721-3015 Baine Recruitment	0	0.00	0	0.05	0	0	0	0	0
31-5721-3019 Gilk Recruitment	0	0.50	0	0.00	0	0	0	0	0
31-5721-3031 Surgery J. Mammen	0	0.00	0	1.00	0	0	0	0	0
31-5729-0026 Ying Zhang Recruitmt	0	0.00	0	0.25	0	0	0	0	0
31-5729-0041 E Peters Recruitment	0	0.00	0	0.25	0	0	0	0	0
31-5729-0043 Fauver Recruitment	0	0.00	0	0.60	0	0	0	0	0
31-5733-0020 MMI Dir KMirnicis Sup	0	0.00	0	1.00	0	0	0	0	0
31-5733-3004 Blackford Recruitment	0	0.00	0	0.40	0	0	0	0	0
TOTAL	1,945,410	4.15	3,725,668	19.09	941,495	0	6,612,573	5,187,427	11,800,000
SUB PROGRAM TOTAL	1,945,410	4	3,725,668	19	941,495	0	6,612,573	5,187,427	11,800,000

SUBPROGRAM #/NAME: 71 UNMC/Eppley Center Cancer Research & Care

COST OBJECT LISTING BY SUB PROGRAM
2023-2024 GENERAL OPERATING BUDGET
UNIVERSITY OF NEBRASKA MEDICAL CENTER

SUBPROGRAM #/NAME: 71 UNMC/Eppley Center Cancer Research & Care

UNMC-State General Fund-731 State & University Generated/Unrestricted

COST OBJECT	Dollar	FACULTY	NON FACULTY		EMPLOYEE BENEFITS	PERSONAL SERVICE CREDITS	TOTAL PERSONAL SERVICES	TOTAL OPERATING EXPENSES	TOTAL
		FTE	Dollar	FTE					
31-7101-0001 POE-Cancer Prevention and Control Progra	115,692	0.74	338,467	3.44	0	0	454,159	0	454,159
TOTAL	115,692	0.74	338,467	3.44	0	0	454,159	0	454,159

UNMC-Trust-Grant/Cont/Loan/End-738 Trust/Restricted

COST OBJECT	Dollar	FACULTY	NON FACULTY		EMPLOYEE BENEFITS	PERSONAL SERVICE CREDITS	TOTAL PERSONAL SERVICES	TOTAL OPERATING EXPENSES	TOTAL
		FTE	Dollar	FTE					
36-7107-2029629 LB595 Administrative Core	0	0.00	189,601	2.40	49,670	0	239,271	0	239,271
36-7107-2029633 LB595 Pathology Core Facility	0	0.00	22,867	0.50	5,991	0	28,858	0	28,858
36-7107-2029634 LB595 Clinical Research Support	0	0.00	138,644	2.18	36,321	0	174,965	0	174,965
36-7107-2029674 LB595 Structural Biology-NMR, Crystallog	0	0.00	39,996	0.50	10,478	0	50,474	0	50,474
36-7107-2029675 LB595 Molecular Biology-Organoid	21,539	0.25	41,200	0.75	16,437	0	79,176	0	79,176
36-7107-2029678 LB595 Biomedical Informatics	0	0.00	56,021	0.50	14,675	0	70,696	0	70,696
36-7107-2029679 LB595 Lab Services	0	0.00	55,485	0.75	14,535	0	70,020	0	70,020
36-7137-2025601 LB595 Cowan Recruitment (SY Kim)	34,606	0.31	46,207	0.90	21,171	0	101,984	0	101,984
37-7109-2002001 Translational Research - UNMC / Eppley	7,479	0.10	10,300	0.00	4,658	0	22,437	0	22,437
37-7109-2009001 L Batt Cancer Rsch	98,941	0.59	0	0.00	25,920	0	124,861	0	124,861
37-7109-2012001 Ruth Branham Cancer Research Fund	40,000	0.00	0	0.00	10,479	0	50,479	0	50,479
37-7109-4001001 Leon Professorship Eppley Cancer Center	19,878	0.08	0	0.00	5,208	0	25,086	0	25,086
37-7109-9001001 Cancer Center Development	0	0.00	29,922	0.50	7,839	0	37,761	0	37,761
37-7109-9001002 Clinical Research - Therapeutic	0	0.00	880,620	13.82	230,695	0	1,111,315	0	1,111,315
37-7109-9001003 Clinical Research - Non-Therapeutic	13,200	0.13	39,333	0.36	13,761	0	66,294	0	66,294
37-7109-9001004 Clinical Research - Protocol Review Moni	12,527	0.15	12,402	0.15	6,530	0	31,459	0	31,459
TOTAL	248,170	1.60	1,562,598	23.31	474,368	0	2,285,136	0	2,285,136

SUB PROGRAM TOTAL

363,862	2	1,901,065	27	474,368	0	2,739,295	0	2,739,295
----------------	----------	------------------	-----------	----------------	----------	------------------	----------	------------------

SUBPROGRAM #/NAME: 72 CHRI

UNMC-State General Fund-731 State & University Generated/Unrestricted

COST OBJECT	Dollar	FACULTY	NON FACULTY		EMPLOYEE BENEFITS	PERSONAL SERVICE CREDITS	TOTAL PERSONAL SERVICES	TOTAL OPERATING EXPENSES	TOTAL
		FTE	Dollar	FTE					
31-7210-6110 LB905 SPCRF COULTER	235,678	2.98	195,992	3.00	135,545	0	567,215	0	567,215
31-7210-6500 LB905 SPRF Rollup	155,255	0.00	230,144	0.00	0	0	385,399	374,535	759,934
31-7210-6549 LB905 PedCancerVetr2	9,694	0.10	0	0.00	0	0	9,694	0	9,694
31-7210-6559 LB905 CoulterBand 4	0	0.00	13,639	0.30	4,283	0	17,922	0	17,922
31-7210-6560 LB905 PedCancer Coul	0	0.00	5,134	0.10	1,612	0	6,746	0	6,746
31-7210-6561 LB905 PedCanc Maha5	0	0.00	32,136	1.00	0	0	32,136	0	32,136
31-7210-6564 LB905 PedCancerHet 2	0	0.00	15,900	0.40	3,752	0	19,652	0	19,652
31-7210-6566 LB905 Challagundla 2	25,750	0.50	0	0.00	0	0	25,750	0	25,750
31-7210-6570 LB905 Coulter Band8	0	0.00	11,367	0.25	3,569	0	14,936	0	14,936
31-7210-6572 LB905 CoulterChall 3	53,045	1.00	0	0.00	16,656	0	69,701	0	69,701
31-7210-6573 LB905 PedCancerWoods	25,426	0.47	14,423	0.25	12,512	0	52,361	0	52,361
31-7210-6574 LB905 PedCancerTrip	0	0.00	8,471	0.16	2,660	0	11,131	0	11,131
31-7210-6577 LB905 PedCancerVetro	4,847	0.05	51,500	1.00	17,694	0	74,041	0	74,041
31-7210-6579 LB905 PedCanceerMaha6	0	0.00	22,872	0.65	7,183	0	30,055	0	30,055
31-7210-6588 LB905 Solheim3 Nano	4,175	0.07	0	0.00	1,311	0	5,486	0	5,486
TOTAL	513,870	5.17	601,578	7.11	206,777	0	1,322,225	374,535	1,696,760

COST OBJECT LISTING BY SUB PROGRAM
2023-2024 GENERAL OPERATING BUDGET
UNIVERSITY OF NEBRASKA MEDICAL CENTER

SUBPROGRAM #/NAME: 72 CHRI

UNMC-Trust-Grant/Cont/Loan/End-738 Trust/Restricted

COST OBJECT	Dollar	FACULTY	NON FACULTY	EMPLOYEE BENEFITS	PERSONAL SERVICE CREDITS	TOTAL PERSONAL SERVICES	TOTAL OPERATING EXPENSES	TOTAL	
		FTE	Dollar						FTE
37-7200-6001002 CHRI Executive Office	81,180	0.91	589,019	7.22	175,570	0	845,769	0	845,769
37-7210-2001001 Mahapatra1 - Team Jack - Power 5	55,167	1.00	51,341	1.00	27,902	0	134,410	0	134,410
37-7210-2001009 Team JackPower5 - Zhang Award	0	0.00	53,560	1.00	14,032	0	67,592	0	67,592
37-7210-2005001 Survivorship Research - Acquazzino - Lol	0	0.00	18,874	0.30	4,945	0	23,819	0	23,819
37-7215-2002001 CHRI	66,950	1.00	0	0.00	17,539	0	84,489	0	84,489
37-7215-2003001 CHRI	60,000	1.00	40,000	1.00	26,197	0	126,197	0	126,197
37-7215-6001191 CHRI Nasir2 Pediatric Research Award	0	0.00	22,350	0.50	5,855	0	28,205	0	28,205
37-7215-6001350 CHRI Scholar Award	45,300	1.00	14,243	0.30	15,599	0	75,142	0	75,142
37-7215-6001440 CHRI Li Pediatric Research Award	0	0.00	20,468	0.25	5,362	0	25,830	0	25,830
37-7215-6001530 CHRI Swanson Pediatric Research Award	0	0.00	4,335	0.05	1,135	0	5,470	0	5,470
37-7215-6001550 CHRI Jantzen Pediatric Research Award	0	0.00	21,675	0.25	5,678	0	27,353	0	27,353
37-7215-6001650 CHRI Cunha Pediatric Research Award	0	0.00	26,508	0.65	6,944	0	33,452	0	33,452
37-7217-6001010 CHRI Ortho Halanski Research Pkg	0	0.00	31,602	0.50	8,279	0	39,881	0	39,881
37-7225-6001100 CHRI Critical Care Salomon Start Up Pkg	0	0.00	50,000	1.00	13,098	0	63,098	0	63,098
37-7228-6000001 Koh Lab Start-Up	120,100	1.00	0	0.00	31,463	0	151,563	0	151,563
37-7230-2000001 Salehi Start-Up	15,001	0.25	36,203	0.66	13,413	0	64,617	0	64,617
TOTAL	443,698	6.16	980,178	14.68	373,011	0	1,796,887	0	1,796,887

UNMC-Auxiliary-739 Auxiliaries & Services/Restricted

COST OBJECT	Dollar	FACULTY	NON FACULTY	EMPLOYEE BENEFITS	PERSONAL SERVICE CREDITS	TOTAL PERSONAL SERVICES	TOTAL OPERATING EXPENSES	TOTAL	
		FTE	Dollar						FTE
33-7200-6003 CHRI PRO MAIN	0	0.00	1,335,810	17.99	368,640	0	1,704,450	0	1,704,450
33-7200-6100 CHRI Comm Trials Prg	122,320	0.60	13,651	0.20	37,523	0	173,494	0	173,494
TOTAL	122,320	0.60	1,349,461	18.19	406,163	0	1,877,944	0	1,877,944

SUB PROGRAM TOTAL 1,079,888 12 2,931,217 40 985,951 0 4,997,056 374,535 5,371,591

SUBPROGRAM #/NAME: 74 Anatomical Board

UNMC-Trust-Grant/Cont/Loan/End-738 Trust/Restricted

COST OBJECT	Dollar	FACULTY	NON FACULTY	EMPLOYEE BENEFITS	PERSONAL SERVICE CREDITS	TOTAL PERSONAL SERVICES	TOTAL OPERATING EXPENSES	TOTAL	
		FTE	Dollar						FTE
36-7405-1001001 Anatomical Board - Agency Account	0	0.00	120,187	1.43	31,485	0	151,672	0	151,672
TOTAL	0	0.00	120,187	1.43	31,485	0	151,672	0	151,672

SUB PROGRAM TOTAL 0 0 120,187 1 31,485 0 151,672 0 151,672

SUBPROGRAM #/NAME: 82 Munroe-Meyer State Support

UNMC-State General Fund-731 State & University Generated/Unrestricted

COST OBJECT	Dollar	FACULTY	NON FACULTY	EMPLOYEE BENEFITS	PERSONAL SERVICE CREDITS	TOTAL PERSONAL SERVICES	TOTAL OPERATING EXPENSES	TOTAL	
		FTE	Dollar						FTE
31-8205-0107 Fac Diversity TFahmi	0	0.00	0	0.20	0	0	0	0	
31-8207-0015 St Entity-Indep Livg	30,000	0.00	0	0.00	0	30,000	0	30,000	
31-8207-4890 Education & Child Development	152,315	0.55	78,302	1.11	42,376	0	272,993	0	272,993
31-8207-5800 HB Munroe Salary	115,190	0.94	117,917	1.65	73,196	0	306,303	0	306,303
31-8207-6800 Administration	26,688	0.20	247,336	2.04	86,044	0	360,068	0	360,068
31-8207-7895 COSTSHARING/36-0115-1005-010	0	0.06	0	0.00	0	0	0	0	
31-8207-7900 Business Office	0	0.00	433,850	4.94	136,001	0	569,851	0	569,851

COST OBJECT LISTING BY SUB PROGRAM
2023-2024 GENERAL OPERATING BUDGET
UNIVERSITY OF NEBRASKA MEDICAL CENTER

SUBPROGRAM #/NAME: 82 Munroe-Meyer State Support

UNMC-State General Fund-731 State & University Generated/Unrestricted

COST OBJECT	Dollar	FACULTY	NON FACULTY		EMPLOYEE BENEFITS	PERSONAL	TOTAL	TOTAL	TOTAL
		FTE	Dollar	FTE		SERVICE CREDITS	PERSONAL SERVICES	OPERATING EXPENSES	
31-8207-7901	0	0.00	0	0.50	0	0	0	0	0
31-8207-7910	18,342	0.20	0	0.00	5,760	0	24,102	0	24,102
31-8207-7920	0	0.00	54,204	0.68	17,020	0	71,224	0	71,224
31-8207-7930	107,942	0.96	54,409	0.80	50,978	0	213,329	0	213,329
31-8207-8100	404,401	2.13	73,727	0.82	121,040	0	599,168	0	599,168
31-8207-8390	0	0.00	54,258	0.69	17,037	0	71,295	0	71,295
31-8207-8490	39,938	0.54	43,379	0.68	23,022	0	106,339	0	106,339
31-8207-8550	0	0.78	0	0.20	0	0	0	0	0
31-8207-8590	603,616	5.01	92,906	1.60	194,302	0	890,824	0	890,824
31-8207-8592	117,247	0.81	0	0.00	18,614	0	135,861	0	135,861
31-8207-8596	0	0.10	0	0.15	0	0	0	0	0
31-8207-8690	120,918	0.29	43,323	0.80	25,984	0	190,225	0	190,225
31-8207-8790	124,906	1.35	0	0.00	39,221	0	164,127	0	164,127
31-8207-8990	133,772	1.03	32,660	0.50	52,259	0	218,691	0	218,691
31-8207-9400	0	0.00	200,000	3.50	53,207	0	253,207	0	253,207
31-8208-0001	226,624	2.02	71,303	0.80	88,735	0	386,662	0	386,662
31-8210-0400	174,327	1.85	38,672	0.80	66,882	0	279,881	0	279,881
31-8210-0500	43,135	0.63	0	0.00	13,545	0	56,680	0	56,680
31-8220-0090	184,371	1.32	0	0.00	57,892	0	242,263	0	242,263
31-8234-0001	31,405	0.30	0	0.00	4,793	0	36,198	0	36,198
31-8234-0010	0	0.23	0	0.00	0	0	0	0	0
TOTAL	2,655,137	21.28	1,636,246	22.46	1,187,908	0	5,479,291	0	5,479,291
SUB PROGRAM TOTAL	2,655,137	21	1,636,246	22	1,187,908	0	5,479,291	0	5,479,291

SUBPROGRAM #/NAME: 83 College of Medicine Clinical

UNMC-Trust-Grant/Cont/Loan/End-738 Trust/Restricted

COST OBJECT	Dollar	FACULTY	NON FACULTY		EMPLOYEE BENEFITS	PERSONAL	TOTAL	TOTAL	TOTAL
		FTE	Dollar	FTE		SERVICE CREDITS	PERSONAL SERVICES	OPERATING EXPENSES	
37-8305-3001001	0	0.00	264,284	3.50	69,233	0	333,517	0	333,517
37-8310-1002001	80,398	1.00	534,100	6.50	160,979	0	775,477	0	775,477
37-8310-4001001	0	0.00	217,051	3.58	56,860	0	273,911	0	273,911
37-8320-1002001	195,657	1.78	121,882	2.00	83,185	0	400,724	0	400,724
37-8320-1002002	231,847	2.11	130,679	2.00	94,970	0	457,496	0	457,496
37-8320-3001001	6,555,090	58.35	0	0.00	1,717,223	0	8,272,313	0	8,272,313
37-8320-3001501	249,303	1.00	10,000	0.00	67,928	0	327,231	0	327,231
37-8320-4001001	452,395	3.04	492,562	7.50	247,548	0	1,192,505	0	1,192,505
37-8321-1002001	190,218	3.61	235,019	2.95	111,397	0	536,634	0	536,634
37-8321-1002002	170,058	2.59	0	0.00	44,550	0	214,608	0	214,608
37-8321-1002010	268,968	1.50	0	0.00	70,461	0	339,429	0	339,429
37-8321-3001001	1,221,490	14.91	0	0.00	319,990	0	1,541,480	0	1,541,480
37-8321-3001501	6,213	0.03	0	0.00	1,628	0	7,841	0	7,841
37-8321-4001001	600,629	5.84	229,099	3.30	217,362	0	1,047,090	0	1,047,090
37-8322-1001001	0	0.00	8,489	0.07	2,224	0	10,713	0	10,713
37-8322-1002001	116,311	1.92	146,910	2.25	68,955	0	332,176	0	332,176
37-8322-1002002	25,923	0.10	78,608	1.00	27,384	0	131,915	0	131,915
37-8322-1002003	40,800	1.00	14,854	0.25	14,580	0	70,234	0	70,234
37-8322-2001001	11,888	0.09	17,048	0.13	7,580	0	36,516	0	36,516
37-8322-4001001	0	0.00	124,125	2.00	32,516	0	156,641	0	156,641

COST OBJECT LISTING BY SUB PROGRAM
 2023-2024GENERAL OPERATING BUDGET
 UNIVERSITY OF NEBRASKA MEDICAL CENTER

SUBPROGRAM #/NAME: 83 College of Medicine Clinical

UNMC-Trust-Grant/Cont/Loan/End-738 Trust/Restricted

COST OBJECT	Dollar	FACULTY	NON FACULTY		EMPLOYEE BENEFITS	PERSONAL	TOTAL	TOTAL		
		FTE	Dollar	FTE		SERVICE CREDITS	PERSONAL SERVICES	OPERATING EXPENSES	TOTAL	
37-8322-4001002	IM-Admin Research Overhead	0	0.00	120,377	2.00	31,535	0	151,912	0	151,912
37-8324-1001001	NM Clinical Admin IM-Card	0	0.00	29,046	0.31	7,609	0	36,655	0	36,655
37-8324-1002001	House Officer IM-Card	231,917	2.97	64,188	1.00	77,569	0	373,674	0	373,674
37-8324-1002002	House Officer IM-Card Core Fac	137,344	2.57	0	0.00	35,980	0	173,324	0	173,324
37-8324-2001001	DDIF Research IM-Card	156,920	1.91	44,558	0.75	52,779	0	254,257	0	254,257
37-8324-2001997	COSTSHARE/ 36-5224-2280-001	4,600	0.05	0	0.00	1,206	0	5,806	0	5,806
37-8324-3001001	Clinical IM-Card	629,464	10.29	0	0.00	164,900	0	794,364	0	794,364
37-8324-4001001	DDIF Administration IM-Card	128,086	2.08	144,946	3.00	71,525	0	344,557	0	344,557
37-8325-2001001	DDIF Research HV CRO	0	0.00	585,779	9.34	153,455	0	739,234	0	739,234
37-8326-1002001	House Officer IM-DEM	45,835	0.49	45,700	0.80	23,979	0	115,514	0	115,514
37-8326-1002002	House Officer IM-DEM Core Fac	60,584	0.88	0	0.00	15,871	0	76,455	0	76,455
37-8326-2001001	DDIF Research IM-DEM	29,461	0.45	0	0.00	7,718	0	37,179	0	37,179
37-8326-2001994	COSTSHARE/ 36-5226-2119-001	31,729	0.29	0	0.00	8,312	0	40,041	0	40,041
37-8326-3001001	Clinical IM-DEM	406,613	7.01	0	0.00	106,520	0	513,133	0	513,133
37-8327-1002002	House Officer IM-GM Core Fac	68,801	0.90	0	0.00	18,024	0	86,825	0	86,825
37-8327-3001001	Clinical IM-GM	503,184	9.12	0	0.00	131,817	0	635,001	0	635,001
37-8328-1002001	House Officer IM-Ger	75,791	1.25	42,024	0.78	30,864	0	148,679	0	148,679
37-8328-1002002	House Off IMGer Core Fac	26,571	0.51	0	0.00	6,961	0	33,532	0	33,532
37-8328-2001001	DDIF Research IM-Ger	0	0.00	44,419	0.55	11,636	0	56,055	0	56,055
37-8328-2001998	COSTSHARE/ 34-5228-2005-001	29,000	0.64	0	0.00	7,597	0	36,597	0	36,597
37-8328-3001001	Clinical IM-Ger	154,562	3.36	0	0.00	40,490	0	195,052	0	195,052
37-8328-3001501	Clinical Add'l IM-Ger	0	0.00	24,228	0.30	6,347	0	30,575	0	30,575
37-8328-4001001	DDIF Administration IM-Ger	0	0.00	30,690	0.50	8,041	0	38,731	0	38,731
37-8329-1001001	NM Clinical Admin IM-GI	0	0.00	11,670	0.15	3,057	0	14,727	0	14,727
37-8329-1002001	House Officer IM-GI	79,762	0.96	63,160	1.00	37,441	0	180,363	0	180,363
37-8329-1002002	House Officer IM-GI Core Fac	136,244	2.35	0	0.00	35,692	0	171,936	0	171,936
37-8329-2001001	DDIF Research IM-GI	64,137	0.69	0	0.00	16,801	0	80,938	0	80,938
37-8329-3001001	Clinical IM-GI	633,302	10.54	0	0.00	165,904	0	799,206	0	799,206
37-8329-4001001	DDIF Administration IM-GI	1,542	0.03	0	0.00	405	0	1,947	0	1,947
37-8331-1001001	NM Clinical Admin IM-Hospital Med	0	0.00	27,271	0.34	7,144	0	34,415	0	34,415
37-8331-1002001	House Officer IM-Hospital Med	92,546	1.53	0	0.00	24,245	0	116,791	0	116,791
37-8331-1002002	House Officer IM-Hospital Med Core Facul	84,423	1.85	0	0.00	22,116	0	106,539	0	106,539
37-8331-2001001	DDIF Research IM-Hospital Med	31,031	0.26	0	0.00	8,129	0	39,160	0	39,160
37-8331-3001001	Clinical IM-Hospital Med	2,544,857	52.93	0	0.00	666,670	0	3,211,527	0	3,211,527
37-8332-1001001	NM Clinical Admin IM-ID	0	0.00	13,218	0.17	3,462	0	16,680	0	16,680
37-8332-1002001	House Officer IM-ID	45,543	0.52	26,780	0.50	18,946	0	91,269	0	91,269
37-8332-1002002	House Officer IM-ID Core Fac	65,130	1.09	0	0.00	17,062	0	82,192	0	82,192
37-8332-2001001	DDIF Research IM-ID	19,640	0.39	0	0.00	5,146	0	24,786	0	24,786
37-8332-3001001	Clinical IM-ID	201,820	3.86	0	0.00	52,871	0	254,691	0	254,691
37-8332-3001501	Clinical Add'l IM-ID	0	0.00	6,187	0.10	1,621	0	7,808	0	7,808
37-8332-4001001	DDIF Administration IM-ID	0	0.00	44,990	1.00	11,786	0	56,776	0	56,776
37-8334-1002001	House Officer IM-Onc	77,383	0.84	32,162	0.60	28,698	0	138,243	0	138,243
37-8334-1002002	House Officer IM-Onc Core Fac	81,892	1.55	0	0.00	21,453	0	103,345	0	103,345
37-8334-2001001	DDIF Research IM-Onc	71,784	1.11	0	0.00	18,805	0	90,589	0	90,589
37-8334-3001001	Clinical IM-Onc	667,379	9.99	0	0.00	174,831	0	842,210	0	842,210
37-8334-4001001	DDIF Administration IM-Onc	284,244	3.01	185,464	4.00	123,049	0	592,757	0	592,757
37-8335-2001001	DDIF Research IM-FPBC-CTO	0	0.00	1,171,299	17.47	306,842	0	1,478,141	0	1,478,141
37-8336-1001001	NM Clinical Admin - Allgy	0	0.00	10,466	0.10	2,742	0	13,208	0	13,208
37-8336-1002001	House Officer IM - Allgy	23,849	0.48	25,929	0.50	13,041	0	62,819	0	62,819
37-8336-1002002	House Officer Allergy Core Faculty	11,730	0.20	0	0.00	3,073	0	14,803	0	14,803
37-8336-3001001	Clinical IM - Allgy	48,435	1.02	0	0.00	12,687	0	61,122	0	61,122

COST OBJECT LISTING BY SUB PROGRAM
2023-2024GENERAL OPERATING BUDGET
UNIVERSITY OF NEBRASKA MEDICAL CENTER

SUBPROGRAM #/NAME: 83 College of Medicine Clinical

UNMC-Trust-Grant/Cont/Loan/End-738 Trust/Restricted

COST OBJECT	Dollar	FACULTY	NON FACULTY		EMPLOYEE BENEFITS	PERSONAL	TOTAL	TOTAL	TOTAL	
		FTE	Dollar	FTE		SERVICE CREDITS	PERSONAL SERVICES	OPERATING EXPENSES		
37-8336-4001001	DDIF Administration IM - Allgy	29,862	0.30	0	0.00	7,822	0	37,684	0	37,684
37-8337-1001001	NM Clinical Admin IM-Pul	0	0.00	31,827	0.35	8,337	0	40,164	0	40,164
37-8337-1002001	House Officer IM-Pul	42,194	0.42	44,419	0.75	22,691	0	109,304	0	109,304
37-8337-1002002	House Officer - Pulm Core Faculty	91,750	1.99	0	0.00	24,036	0	115,786	0	115,786
37-8337-1002003	House Officer - Sleep Fellowship	50,800	1.00	14,806	0.25	17,187	0	82,793	0	82,793
37-8337-2001001	DDIF Research IM-Pul	113,100	1.35	18,155	0.25	34,384	0	165,639	0	165,639
37-8337-3001001	Clinical IM-Pul	351,295	5.68	0	0.00	92,028	0	443,323	0	443,323
37-8337-4001001	DDIF Administration IM-Pul	135,370	2.51	0	0.00	35,462	0	170,832	0	170,832
37-8340-1001001	NM Clinical Admin IM-Neph	0	0.00	30,418	0.33	7,968	0	38,386	0	38,386
37-8340-1002001	House Officer IM-Neph	0	0.00	29,706	0.50	7,782	0	37,488	0	37,488
37-8340-1002002	House Officer IM-Neph Core Fac	99,405	1.86	0	0.00	26,040	0	125,445	0	125,445
37-8340-3001001	Clinical IM-Neph	315,228	5.05	0	0.00	82,580	0	397,808	0	397,808
37-8340-4001001	DDIF Administration IM-Nephrology	51,976	1.07	25,992	0.50	20,425	0	98,393	0	98,393
37-8341-1001001	NM Clinical Admin IM-Rheu	0	0.00	20,507	0.25	5,372	0	25,879	0	25,879
37-8341-1002001	House Officer IM-Rheu	47,261	0.48	25,929	0.50	19,174	0	92,364	0	92,364
37-8341-1002002	House Officer IM-Rheu Core Fac	95,914	1.44	0	0.00	25,128	0	121,042	0	121,042
37-8341-2001001	DDIF Research IM-Rheu	0	0.00	61,606	1.42	16,139	0	77,745	0	77,745
37-8341-3001001	Clinical IM-Rheu	176,887	3.79	0	0.00	46,338	0	223,225	0	223,225
37-8341-4001001	DDIF Administration IM-Rheu	52,617	0.38	0	0.00	13,784	0	66,401	0	66,401
37-8350-1002001	House Officer Neuro Sci	53,896	0.99	108,014	2.00	42,414	0	204,324	0	204,324
37-8350-1002002	House Officer Neuro Sci Core Faculty	119,965	2.40	0	0.00	31,427	0	151,392	0	151,392
37-8350-2001001	DDIF Research Neuro Sci	235,600	1.72	55,750	0.05	76,324	0	367,674	0	367,674
37-8350-3001001	Clinical Neuro Sci	1,242,158	16.97	105,214	2.00	352,968	0	1,700,340	0	1,700,340
37-8350-3001501	Clinical Add'l Neuro Sci	546,651	9.02	24,720	0.20	149,681	0	721,052	0	721,052
37-8350-4001001	DDIF Administration Neuro Sci	45,000	1.00	366,145	5.50	107,706	0	518,851	0	518,851
37-8360-1002001	House Officer OB/GYN	11,813	0.27	54,381	1.00	17,341	0	83,535	0	83,535
37-8360-1002002	House Officer OB/GYN Core Fac	85,757	1.10	0	0.00	22,466	0	108,223	0	108,223
37-8360-2001001	DDIF Research OB/GYN	83,976	0.50	0	0.00	21,999	0	105,975	0	105,975
37-8360-3001001	Clinical OB/GYN	212,905	2.34	0	0.00	55,774	0	268,679	0	268,679
37-8360-3001501	Clinical Add'l OB/GYN	0	0.00	55,744	0.23	14,604	0	70,348	0	70,348
37-8360-4001001	DDIF Administration OB/GYN	0	0.00	65,937	1.31	17,274	0	83,211	0	83,211
37-8370-1002001	House Officer Opht	22,422	0.42	0	0.00	5,874	0	28,296	0	28,296
37-8370-1002002	House Officer Opht Core Fac	45,186	0.83	0	0.00	11,836	0	57,022	0	57,022
37-8370-2001001	DDIF Research Opht	217,402	1.57	55,162	0.10	71,404	0	343,968	0	343,968
37-8370-3001001	Clinical Opht	313,664	6.15	0	0.00	82,171	0	395,835	0	395,835
37-8370-3001501	Clinical Add'l Opht	228,948	4.58	0	0.00	59,976	0	288,924	0	288,924
37-8370-4001001	DDIF Administration Opht	41,002	0.54	545,639	7.62	153,682	0	740,323	0	740,323
37-8380-1002001	House Officer Orth	87,423	0.86	62,970	0.70	39,398	0	189,791	0	189,791
37-8380-1002002	House Officer Orth Core Fac	111,782	2.04	11,660	0.01	32,338	0	155,780	0	155,780
37-8380-2001001	DDIF Research Orth	89,866	0.48	129,794	1.82	57,545	0	277,205	0	277,205
37-8380-3001001	Clinical Orth	305,718	4.21	0	0.00	80,089	0	385,807	0	385,807
37-8380-3001501	Clinical Add'l Orth	153	0.00	0	0.00	40	0	193	0	193
37-8380-4001001	DDIF Administration Orth	577,894	7.82	161,817	1.83	193,780	0	933,491	0	933,491
37-8390-1001001	NM Clinical Admin Otol	120,954	0.47	60,604	0.20	47,562	0	229,120	0	229,120
37-8390-1002001	House Officer Otol	21,959	0.43	42,600	0.70	16,913	0	81,472	0	81,472
37-8390-1002002	House Officer Otol Core Fac	58,106	0.96	9,661	0.20	17,753	0	85,520	0	85,520
37-8390-3001001	Clinical Otol	441,745	9.36	0	0.00	115,724	0	557,469	0	557,469
37-8390-3001501	Clinical Add'l Otol	203,101	1.33	0	0.00	53,206	0	256,307	0	256,307
37-8390-4001001	DDIF Administration Otol	165,955	2.88	231,684	4.10	104,170	0	501,809	0	501,809
37-8399-3002001	Allied Health Leased EE Clinical	170,988	1.83	0	0.00	44,793	0	215,781	0	215,781
37-8399-3005001	CON Leased EE Clinical	145,832	1.31	0	0.00	38,203	0	184,035	0	184,035

COST OBJECT LISTING BY SUB PROGRAM
2023-2024 GENERAL OPERATING BUDGET
UNIVERSITY OF NEBRASKA MEDICAL CENTER

SUBPROGRAM #/NAME: 83 College of Medicine Clinical

UNMC-Trust-Grant/Cont/Loan/End-738 Trust/Restricted

COST OBJECT	Dollar	FACULTY	NON FACULTY		EMPLOYEE BENEFITS	PERSONAL SERVICE CREDITS	TOTAL PERSONAL SERVICES	TOTAL OPERATING EXPENSES	TOTAL
		FTE	Dollar	FTE					
37-8399-3008001 B&F Leased EE Clinical	0	0.00	114,708	1.00	30,050	0	144,758	0	144,758
37-8399-3010001 MMI Leased EE Clinical	73,370	0.80	0	0.00	19,220	0	92,590	0	92,590
37-8399-3011001 CHRI Leased EE Clinical	42,490	0.50	0	0.00	11,131	0	53,621	0	53,621
TOTAL	26,181,663	351.78	7,984,830	117.95	8,950,520	0	43,117,013	0	43,117,013
SUB PROGRAM TOTAL	26,181,663	352	7,984,830	118	8,950,520	0	43,117,013	0	43,117,013

SUBPROGRAM #/NAME: 84 College of Medicine Clinical

UNMC-Trust-Grant/Cont/Loan/End-738 Trust/Restricted

COST OBJECT	Dollar	FACULTY	NON FACULTY		EMPLOYEE BENEFITS	PERSONAL SERVICE CREDITS	TOTAL PERSONAL SERVICES	TOTAL OPERATING EXPENSES	TOTAL
		FTE	Dollar	FTE					
37-8430-1002001 House Officer Path	135,385	1.91	63,685	1.00	52,151	0	251,221	0	251,221
37-8430-1002002 House Officer Path Core Fac	87,511	0.93	0	0.00	22,925	0	110,436	0	110,436
37-8430-2001001 DDIF Research Path	697,270	5.97	1,190	0.00	182,972	0	881,432	0	881,432
37-8430-3001001 Clinical Path	594,417	6.94	32,404	0.12	164,207	0	791,028	0	791,028
37-8430-3001501 Clinical Add'l Path	197,442	2.30	0	0.00	51,723	0	249,165	0	249,165
37-8430-4001001 DDIF Administration Path	443,851	3.08	397,269	7.25	220,346	0	1,061,466	0	1,061,466
37-8430-4001002 Path Research Overhead	0	0.00	53,704	1.00	14,069	0	67,773	0	67,773
37-8430-4001003 Path Education Overhead	0	0.00	55,768	1.00	14,609	0	70,377	0	70,377
37-8432-1002001 MMI	40,021	0.18	6,154	0.10	12,096	0	58,271	0	58,271
37-8433-1002001 House Officer Psych	0	0.00	55,616	1.00	14,570	0	70,186	0	70,186
37-8433-1002002 House Officer Psych Core Fac	57,666	0.81	0	0.00	15,108	0	72,774	0	72,774
37-8433-2001001 DDIF Research Psych	13,596	0.00	0	0.00	3,562	0	17,158	0	17,158
37-8433-3001001 Clinical Psych	360,594	4.45	0	0.00	94,465	0	455,059	0	455,059
37-8433-3001501 Clinical Add'l Psych	232,877	2.68	0	0.00	61,007	0	293,884	0	293,884
37-8433-4001001 DDIF Administration Psych	57,663	0.97	0	0.00	15,107	0	72,770	0	72,770
37-8440-1002001 House Officer Rad Onc	71,828	1.00	21,702	0.40	24,502	0	118,032	0	118,032
37-8440-1002002 House Officer Rad Onc Core Faculty	59,501	0.86	12,000	0.05	18,732	0	90,233	0	90,233
37-8440-2001001 DDIF Research Rad Onc	124,020	1.00	0	0.00	32,489	0	156,509	0	156,509
37-8440-3001001 Clinical Rad Onc	26,399	0.22	0	0.00	6,915	0	33,314	0	33,314
37-8440-3001501 Clinical Add'l Rad Onc	1,154,796	6.05	118,631	0.31	333,597	0	1,607,024	0	1,607,024
37-8440-4001001 DDIF Administration Rad Onc	317,591	1.06	279,096	4.34	156,312	0	752,999	0	752,999
37-8450-1001001 NM Clinical Admin Rad	0	0.00	243	0.00	63	0	306	0	306
37-8450-1002001 House Officer Rad	224,400	1.93	113,430	1.00	88,500	0	426,330	0	426,330
37-8450-1002002 House Officer Rad Core Faculty	222,367	1.49	0	0.00	58,253	0	280,620	0	280,620
37-8450-2001001 DDIF Research Rad	139,144	1.47	0	0.00	36,451	0	175,595	0	175,595
37-8450-3001001 Clinical Rad	1,741,886	26.89	0	0.00	456,317	0	2,198,203	0	2,198,203
37-8450-3001501 Clinical Add'l Rad	79,374	0.40	97,940	2.00	46,451	0	223,765	0	223,765
37-8450-4001001 DDIF Administration Rad	0	0.00	41,947	0.76	10,988	0	52,935	0	52,935
37-8460-1001001 NM Clinical Admin Surg-Adm	0	0.00	38,547	0.31	10,099	0	48,646	0	48,646
37-8460-1002001 House Officer Surg-Gen	36,000	0.77	109,281	2.00	38,058	0	183,339	0	183,339
37-8460-1002002 House Officer Surg-Admin	268,600	5.32	0	0.00	70,366	0	338,966	0	338,966
37-8460-4001001 DDIF Administration Surg-Adm	259,514	1.49	144,772	0.60	105,909	0	510,195	0	510,195
37-8461-2001001 DDIF Research Surg-Onc	5,281	0.07	0	0.00	1,383	0	6,664	0	6,664
37-8461-3001001 Clinical Surg-Onc	150,750	2.66	0	0.00	39,492	0	190,242	0	190,242
37-8461-4001001 DDIF Administration Surg-Onc	25,000	0.45	149,095	3.00	45,608	0	219,703	0	219,703
37-8462-1002001 House Officer Surg-Thor	111,363	0.97	25,751	0.50	35,920	0	173,034	0	173,034
37-8462-1002002 House Officer Sur - Thor	18,760	0.32	0	0.00	4,914	0	23,674	0	23,674
37-8462-3001001 Clinical Surg-Thor	81,332	1.80	0	0.00	21,306	0	102,638	0	102,638

COST OBJECT LISTING BY SUB PROGRAM
2023-2024 GENERAL OPERATING BUDGET
UNIVERSITY OF NEBRASKA MEDICAL CENTER

SUBPROGRAM #/NAME: 84 College of Medicine Clinical

UNMC-Trust-Grant/Cont/Loan/End-738 Trust/Restricted

COST OBJECT	Dollar	FACULTY	NON FACULTY		EMPLOYEE BENEFITS	PERSONAL	TOTAL	TOTAL		
		FTE	Dollar	FTE		SERVICE CREDITS	PERSONAL SERVICES	OPERATING EXPENSES	TOTAL	
37-8463-1001001	NM Clinical Admin Surg-Card	0	0.00	33,718	0.38	8,834	0	42,552	0	42,552
37-8463-3001001	Clinical Surg-Card	505,822	6.65	0	0.00	132,509	0	638,331	0	638,331
37-8463-4001001	DDIF Administration Surg-Card	0	0.00	123,467	2.00	32,345	0	155,812	0	155,812
37-8464-1002001	House Officer Surg-Oral	64,449	0.72	38,804	0.75	27,049	0	130,302	0	130,302
37-8464-3001001	Clinical Surg-Oral	169,614	3.00	0	0.00	44,434	0	214,048	0	214,048
37-8464-4001001	DDIF Administration Surg-Oral	25,000	0.28	0	0.00	6,549	0	31,549	0	31,549
37-8465-1001001	NM Clinical Admin Surg-Urol	0	0.00	34,815	0.43	9,121	0	43,936	0	43,936
37-8465-1002001	House Officer Surg-Urol	40,100	0.86	31,787	0.50	18,831	0	90,718	0	90,718
37-8465-1002002	House Officer Sur-Urol Core Fund	81,235	1.61	0	0.00	21,280	0	102,515	0	102,515
37-8465-2001001	DDIF Research Surg-Urol	12,843	0.14	0	0.00	3,365	0	16,208	0	16,208
37-8465-3001001	Clinical Surg-Urol	146,866	2.63	0	0.00	38,475	0	185,341	0	185,341
37-8465-4001001	DDIF Administration Surg-Urol	0	0.00	73,455	0.97	19,242	0	92,697	0	92,697
37-8466-3001001	Clinical Surg-Neuro	25,600	0.57	0	0.00	6,708	0	32,308	0	32,308
37-8466-4001001	DDIF Administration Surg-Neuro	25,000	0.37	45,226	1.00	18,398	0	88,624	0	88,624
37-8467-1001001	NM Clinical Admin Surg-Plast	0	0.00	22,596	0.25	5,920	0	28,516	0	28,516
37-8467-1002001	House Officer Surg-Plast	26,647	0.57	26,362	0.50	13,885	0	66,894	0	66,894
37-8467-1002002	House Officer Surg-Plast Core Fund	28,141	0.50	0	0.00	7,372	0	35,513	0	35,513
37-8467-3001001	Clinical Surg-Plast	381,172	5.74	0	0.00	99,855	0	481,027	0	481,027
37-8467-4001001	DDIF Administration Surg-Plast	25,000	0.28	50,471	0.95	19,770	0	95,241	0	95,241
37-8468-1001001	NM Clinical Admin Surg-Transp	0	0.00	54,426	0.56	14,258	0	68,684	0	68,684
37-8468-1002001	House Officer Surg-Transp	26,629	0.37	12,935	0.25	10,366	0	49,930	0	49,930
37-8468-2001001	DDIF Research Surg-Transp	75,297	0.30	0	0.00	19,725	0	95,022	0	95,022
37-8468-3001001	Clinical Surg-Transp	291,261	4.32	0	0.00	76,300	0	367,561	0	367,561
37-8468-4001001	DDIF Administration Surg-Transp	25,000	0.25	148,962	3.00	45,572	0	219,534	0	219,534
37-8469-1002001	House Officer Surg-Vasc	27,300	0.59	25,752	0.50	13,898	0	66,950	0	66,950
37-8469-1002002	House Officer Sur-Vasc Core Fund	23,450	0.34	0	0.00	6,143	0	29,593	0	29,593
37-8469-3001001	Clinical Surg-Vasc	156,400	2.32	0	0.00	40,971	0	197,371	0	197,371
37-8469-4001001	DDIF Administration Surg-Vasc	0	0.00	127,737	1.98	33,463	0	161,200	0	161,200
37-8470-1002001	House Officer Surg-AC	39,900	0.88	15,085	0.30	14,404	0	69,389	0	69,389
37-8470-1002002	House Officer Sug-AC Core Fund	7,504	0.13	0	0.00	1,967	0	9,471	0	9,471
37-8470-2001001	DDIF Research Surg-AC	47,857	0.82	0	0.00	12,537	0	60,394	0	60,394
37-8470-3001001	Clinical Surg-AC	367,851	7.42	0	0.00	96,365	0	464,216	0	464,216
37-8470-4001001	DDIF Administration Surg-AC	25,000	0.37	253,480	4.70	72,952	0	351,432	0	351,432
37-8471-1001001	NM Clinical Admin Surg-Gen	0	0.00	33,660	0.33	8,819	0	42,479	0	42,479
37-8471-1002001	House Officer Sur-MIS	21,184	0.34	25,849	0.47	12,321	0	59,354	0	59,354
37-8471-3001001	Clinical Surg-Gen	91,086	1.87	0	0.00	23,860	0	114,946	0	114,946
37-8471-4001001	DDIF Administration Surg-Gen	25,000	0.30	143,544	2.50	44,154	0	212,698	0	212,698
37-8480-1002001	House Officer Emer-Med	77,052	1.24	114,309	1.41	50,129	0	241,490	0	241,490
37-8480-1002002	House Officer Emer Med Core Fac	187,278	3.16	10,000	0.00	51,680	0	248,958	0	248,958
37-8480-2001001	DDIF Research Emer Med	254,286	2.87	37,296	0.30	76,386	0	367,968	0	367,968
37-8480-3001001	Clinical Emer-Med	584,479	8.46	0	0.00	153,114	0	737,593	0	737,593
37-8480-3001002	Clinical Emer-Med Bellevue	324,800	8.00	0	0.00	85,088	0	409,888	0	409,888
37-8480-3001501	Clinical Add'l Emer Med	182,492	1.08	100,160	0.60	74,045	0	356,697	0	356,697
37-8480-4001001	DDIF Administration Emer-Med	84,060	1.47	292,910	2.99	98,754	0	475,724	0	475,724
37-8481-1002001	House Officer EMS	26,234	0.58	5,000	0.00	8,182	0	39,416	0	39,416
37-8485-1001001	NM Clinical Admin Neurosurg	0	0.00	25,476	0.28	6,673	0	32,149	0	32,149
37-8485-1002001	House Officer Neurosurg	146,592	2.00	63,080	1.00	54,928	0	264,600	0	264,600
37-8485-1002002	House Off Neurosurg Core Fac	102,144	1.62	0	0.00	26,758	0	128,902	0	128,902
37-8485-2001001	DDIF Research Neurosurg	67,481	0.52	54,748	0.94	32,020	0	154,249	0	154,249
37-8485-3001001	Clinical Neurosurgery	244,812	3.96	0	0.00	64,132	0	308,944	0	308,944
37-8485-3001501	Clinical Add'l Neurosurg	140,039	1.00	0	0.00	36,686	0	176,725	0	176,725

COST OBJECT LISTING BY SUB PROGRAM
2023-2024 GENERAL OPERATING BUDGET
UNIVERSITY OF NEBRASKA MEDICAL CENTER

SUBPROGRAM #/NAME: 84 College of Medicine Clinical

UNMC-Trust-Grant/Cont/Loan/End-738 Trust/Restricted

COST OBJECT	Dollar	FACULTY		NON FACULTY		EMPLOYEE BENEFITS	PERSONAL SERVICE CREDITS	TOTAL PERSONAL SERVICES	TOTAL OPERATING EXPENSES	TOTAL
		FTE	Dollar	FTE	Dollar					
37-8485-4001001 DDIF Administration Neurosurg	4,300	0.11	226,054	2.56	60,345	0	290,699	0	290,699	
37-8490-1002001 House Officer PM&R	59,108	1.29	91,312	1.56	39,405	0	189,825	0	189,825	
37-8490-3001001 Clinical PM & R	32,192	0.71	0	0.00	8,434	0	40,626	0	40,626	
37-8490-4001001 DDIF Administration PM&R	0	0.00	9,072	0.15	2,377	0	11,449	0	11,449	
37-8495-1002001 House Officers Dermatology	0	0.00	52,446	1.00	13,739	0	66,185	0	66,185	
37-8495-2001001 DDIF Research Dermatology	0	0.00	88,580	1.00	23,205	0	111,785	0	111,785	
37-8495-4001001 DDIF Administration Dermatology	388,404	8.06	456,868	7.00	221,434	0	1,066,706	0	1,066,706	
TOTAL	13,750,160	177.05	4,767,667	69.86	4,851,073	0	23,368,900	0	23,368,900	
SUB PROGRAM TOTAL	13,750,160	177	4,767,667	70	4,851,073	0	23,368,900	0	23,368,900	

SUBPROGRAM #/NAME: 96 Stores/Services

UNMC-Auxiliary-739 Auxiliaries & Services/Restricted

COST OBJECT	Dollar	FACULTY		NON FACULTY		EMPLOYEE BENEFITS	PERSONAL SERVICE CREDITS	TOTAL PERSONAL SERVICES	TOTAL OPERATING EXPENSES	TOTAL
		FTE	Dollar	FTE	Dollar					
33-9605-0795 Eye Bank	0	0.00	595,706	8.80	164,397	0	760,103	622,370	1,382,473	
33-9607-0236 Optical Shop	0	0.00	233,080	5.00	64,323	0	297,403	408,505	705,908	
33-9696-0354 UNeMed-UNMC Tech	11,158	0.10	1,276,931	11.87	355,471	0	1,643,560	0	1,643,560	
33-9696-0357 NE Enterprises, Inc	0	0.00	0	0.00	0	0	0	5,826	5,826	
33-9696-0886 Child Care Center	0	0.00	567,121	13.75	156,509	0	723,630	22,775	746,405	
TOTAL	11,158	0.10	2,672,838	39.42	740,700	0	3,424,696	1,059,476	4,484,172	
SUB PROGRAM TOTAL	11,158	0	2,672,838	39	740,700	0	3,424,696	1,059,476	4,484,172	

SUBPROGRAM #/NAME: 97 Clearing Centers

UNMC-Auxiliary-739 Auxiliaries & Services/Restricted

COST OBJECT	Dollar	FACULTY		NON FACULTY		EMPLOYEE BENEFITS	PERSONAL SERVICE CREDITS	TOTAL PERSONAL SERVICES	TOTAL OPERATING EXPENSES	TOTAL
		FTE	Dollar	FTE	Dollar					
33-9705-0006 Purchased Utilities	0	0.00	0	0.00	0	0	0	61,924	61,924	
33-9710-5450 Psychiatry Clinic	17,741	0.19	0	0.00	4,896	0	22,637	0	22,637	
33-9710-6975 Nursing Resources And Developmt	8,861	0.05	0	0.00	2,445	0	11,306	0	11,306	
TOTAL	26,602	0.24	0	0.00	7,341	0	33,943	61,924	95,867	
SUB PROGRAM TOTAL	26,602	0	0	0	7,341	0	33,943	61,924	95,867	

SUBPROGRAM #/NAME: 98 Company Balance Sheets

UNMC-Federal Letter of Credit-736 Federal/Restricted

COST OBJECT	Dollar	FACULTY		NON FACULTY		EMPLOYEE BENEFITS	PERSONAL SERVICE CREDITS	TOTAL PERSONAL SERVICES	TOTAL OPERATING EXPENSES	TOTAL
		FTE	Dollar	FTE	Dollar					
34-9899-0011011 Ant Awards-Instruction	0	0.00	0	0.00	0	0	0	19,599,980	19,599,980	
34-9899-0022022 Ant Awards-Rsch Other	0	0.00	0	0.00	0	0	0	124,957,819	124,957,819	
34-9899-0033033 Ant Awards - Community Service	0	0.00	0	0.00	0	0	0	3,298,528	3,298,528	
34-9899-0060061 ANT AWARDS-INSTITUTIONAL ADMIN	0	0.00	0	0.00	0	0	0	2,608,440	2,608,440	
TOTAL	0	0.00	0	0.00	0	0	0	150,464,767	150,464,767	

COST OBJECT LISTING BY SUB PROGRAM
2023-2024 GENERAL OPERATING BUDGET
UNIVERSITY OF NEBRASKA MEDICAL CENTER

SUBPROGRAM #/NAME: 98 Company Balance Sheets

UNMC-Federal Advance-737 Federal/Restricted

COST OBJECT	Dollar	FACULTY	NON FACULTY		EMPLOYEE BENEFITS	PERSONAL SERVICE CREDITS	TOTAL PERSONAL SERVICES	TOTAL OPERATING EXPENSES	TOTAL
		FTE	Dollar	FTE					
35-9899-0021021 Ant Awards-Research Instr	0	0.00	0	0.00	0	0	0	37,436,524	37,436,524
TOTAL	0	0.00	0	0.00	0	0	0	37,436,524	37,436,524

UNMC-Trust-Grant/Cont/Loan/End-738 Trust/Restricted

COST OBJECT	Dollar	FACULTY	NON FACULTY		EMPLOYEE BENEFITS	PERSONAL SERVICE CREDITS	TOTAL PERSONAL SERVICES	TOTAL OPERATING EXPENSES	TOTAL
		FTE	Dollar	FTE					
36-9899-0011011 Ant Awards - Instruction	0	0.00	0	0.00	0	0	0	42,867,635	42,867,635
36-9899-0022022 Ant Awards - Rsch Other	0	0.00	0	0.00	0	0	0	84,240,525	84,240,525
36-9899-0033033 Ant Awards - Community Svc	0	0.00	0	0.00	0	0	0	20,307,088	20,307,088
36-9899-0046046 Ant Awards-Academic Admin	0	0.00	0	0.00	0	0	0	5,628,657	5,628,657
36-9899-0054054 ANT Awards Student Services	0	0.00	0	0.00	0	0	0	28,789	28,789
36-9899-0060061 ANT AWARDS-INSTITUTIONAL ADMIN	0	0.00	0	0.00	0	0	0	390,365	390,365
36-9899-0081081 Ant Awards - Scholarships	0	0.00	0	0.00	0	0	0	2,096,125	2,096,125
TOTAL	0	0.00	0	0.00	0	0	0	155,559,184	155,559,184

UNMC-Auxiliary-739 Auxiliaries & Services/Restricted

COST OBJECT	Dollar	FACULTY	NON FACULTY		EMPLOYEE BENEFITS	PERSONAL SERVICE CREDITS	TOTAL PERSONAL SERVICES	TOTAL OPERATING EXPENSES	TOTAL
		FTE	Dollar	FTE					
33-9813-0056 Accts Rec-Copy Center	0	0.00	0	0.00	0	0	0	56,000	56,000
33-9813-0159 UDA GENERAL	0	0.00	343,316	5.91	94,743	0	438,059	0	438,059
33-9813-0160 UDA PATHOLOGY	0	0.00	39,156	1.00	10,806	0	49,962	0	49,962
33-9813-1010 AdductNE LLC	0	0.00	49,846	1.00	13,757	0	63,603	0	63,603
33-9854-0006 NCPS Contract	10,815	0.10	265,185	3.00	76,167	0	352,167	0	352,167
33-9854-0009 DHHS NE INJURY SURVE	0	0.00	72,760	1.00	20,080	0	92,840	0	92,840
33-9854-0010 DHHS STATE HLTH ASSN	0	0.00	86,238	1.00	23,799	0	110,037	0	110,037
33-9856-0610 CHMC Ped Faculty Sup	36,144	0.30	0	0.00	9,974	0	46,118	0	46,118
33-9899-0070 Ant Income Stores & Services	0	0.00	0	0.00	0	0	0	46,863,592	46,863,592
33-9899-0210 Ant Income-Research	0	0.00	0	0.00	0	0	0	26,062	26,062
33-9899-0910 Ant Inc Indep Operations	0	0.00	0	0.00	0	0	0	697,745	697,745
TOTAL	46,959	0.40	856,501	12.91	249,326	0	1,152,786	47,643,399	48,796,185
SUB PROGRAM TOTAL	46,959	0	856,501	13	249,326	0	1,152,786	391,103,874	392,256,660

COST OBJECT LISTING BY SUB PROGRAM
2023-2024 GENERAL OPERATING BUDGET
UNIVERSITY OF NEBRASKA AT OMAHA

SUBPROGRAM #/NAME: 01 Academics Affairs

UNO-State General Fund-791 State & University Generated/Unrestricted

COST OBJECT	Dollar	FACULTY	NON FACULTY		EMPLOYEE BENEFITS	PERSONAL SERVICE CREDITS	TOTAL PERSONAL SERVICES	TOTAL OPERATING EXPENSES	TOTAL
		FTE	Dollar	FTE					
41-0101-0100 Sr V/C - Academic Affairs	0	0.00	1,424,278	13.24	337,695	0	1,761,973	81,664	1,843,637
41-0101-0200 Assessment Office	0	0.00	0	0.00	0	0	0	59,651	59,651
41-0101-0300 Collective Bargaining Expense	0	0.00	0	0.00	0	0	0	34,965	34,965
41-0102-0100 Candidate Expense	0	0.00	0	0.00	0	0	0	13,739	13,739
41-0103-0100 Program Development Curriculum Review	0	0.00	0	0.00	0	0	0	12,996	12,996
41-0104-0100 Faculty Senate	13,000	0.25	44,804	1.00	13,706	0	71,510	6,560	78,070
41-0105-0100 Memberships	0	0.00	0	0.00	0	0	0	73,189	73,189
41-0107-0100 Institutional Effectiveness	0	0.00	550,970	6.00	130,634	0	681,604	23,142	704,746
41-0107-0200 Academic Accreditation	0	0.00	0	0.00	0	0	0	15,000	15,000
41-0199-1100 OAA Budget Adj 2023	0	0.00	0	0.00	0	0	0	-1,734,092	-1,734,092
TOTAL	13,000	0.25	2,020,052	20.24	482,035	0	2,515,087	-1,413,186	1,101,901

UNO-Federal Letter of Credit-796 Federal/Restricted

COST OBJECT	Dollar	FACULTY	NON FACULTY		EMPLOYEE BENEFITS	PERSONAL SERVICE CREDITS	TOTAL PERSONAL SERVICES	TOTAL OPERATING EXPENSES	TOTAL
		FTE	Dollar	FTE					
44-0108-1001203 DHS: NCITE Center Y3 ADMIN CORE 6/23	0	0.00	788,709	8.00	193,234	0	981,943	0	981,943
TOTAL	0	0.00	788,709	8.00	193,234	0	981,943	0	981,943

UNO-Trust-Grant/Cont/Loan/End-798 Trust/Restricted

COST OBJECT	Dollar	FACULTY	NON FACULTY		EMPLOYEE BENEFITS	PERSONAL SERVICE CREDITS	TOTAL PERSONAL SERVICES	TOTAL OPERATING EXPENSES	TOTAL
		FTE	Dollar	FTE					
47-0101-2001100 UNF:Regents Professorships	10,000	0.00	0	0.00	2,430	0	12,430	0	12,430
47-0101-2002100 Jeffers Chr Of English	3,000	0.00	0	0.00	729	0	3,729	0	3,729
47-0101-2003100 Kayser Chair	15,000	0.00	0	0.00	3,645	0	18,645	0	18,645
47-0101-2004100 Kiewit Chair	20,000	0.00	0	0.00	4,860	0	24,860	0	24,860
47-0101-2006100 UNF:Ralph Wardle Prof-Arts & Sciences	3,000	0.00	0	0.00	729	0	3,729	0	3,729
47-0101-2007100 UNF:John Lucas Professorship-Bus Admin	5,000	0.00	0	0.00	1,215	0	6,215	0	6,215
47-0101-2008100 UNF:Paul Kennedy Prof-Education	3,000	0.00	0	0.00	729	0	3,729	0	3,729
47-0101-2009100 UNF:Edwin Clark Prof-Fine Arts	3,000	0.00	0	0.00	729	0	3,729	0	3,729
47-0101-2010100 UNF:David Scott Professorship-Cpacs	3,000	0.00	0	0.00	729	0	3,729	0	3,729
47-0101-2012100 UNF:William Hockett Professorship-Acctg	24,000	0.00	0	0.00	5,832	0	29,832	0	29,832
47-0101-2013100 UNF:James Earl Professorship Of Math	5,000	0.00	0	0.00	1,215	0	6,215	0	6,215
47-0101-2014100 Isaacson Chair	30,000	0.00	0	0.00	7,290	0	37,290	0	37,290
47-0101-2015100 UNF:Robert Reilly Prof-Communications	22,000	0.00	0	0.00	5,346	0	27,346	0	27,346
47-0101-2016100 UNF:Varner Professorship	10,000	0.00	0	0.00	2,430	0	12,430	0	12,430
47-0101-2017100 UNF: Nba Professor Of Banking	5,000	0.00	0	0.00	1,215	0	6,215	0	6,215
47-0101-2019100 UNF:Hollie Bethel Professor of Education	10,000	0.00	0	0.00	2,430	0	12,430	0	12,430
47-0101-2020100 UNF: Reynolds Professorship	10,000	0.00	0	0.00	2,430	0	12,430	0	12,430
47-0101-2021100 UNF:Durham Distinguished Professors Fund	40,000	0.00	0	0.00	9,720	0	49,720	0	49,720
47-0101-2022100 UNF: Spire Chair of Music	15,000	0.00	0	0.00	3,645	0	18,645	0	18,645
47-0101-2023100 UNF:Margaret Killian Diamond Prof-Educ	3,000	0.00	0	0.00	729	0	3,729	0	3,729
47-0101-2025100 UNF:Baright Professor of Real Estate	10,000	0.00	0	0.00	2,430	0	12,430	0	12,430
47-0101-2026100 UNF:Terry Haney Chair of Gerontology	15,000	0.00	0	0.00	3,645	0	18,645	0	18,645
47-0101-2029100 UNF:Marguerite Scribante Professorship	10,000	0.00	0	0.00	2,430	0	12,430	0	12,430
47-0101-2030100 UNF:Robert Ackerman Fellow of Community	5,000	0.00	0	0.00	1,215	0	6,215	0	6,215
47-0101-2031100 Thompson Scholars Learning Community	101,626	1.30	646,582	11.00	181,815	0	930,023	0	930,023
47-0101-2032100 UNF:Maury and Nancy Lipton Fund	12,000	0.00	0	0.00	2,916	0	14,916	0	14,916
47-0101-2033100 UNF:James R. Schumacher Trust Fund	15,000	0.00	0	0.00	3,645	0	18,645	0	18,645
47-0101-2035100 UNF:Union Pacific Chair of IS&T	20,000	0.00	0	0.00	4,860	0	24,860	0	24,860
47-0101-2036100 UNF:Dr. George&Sally Haddix Chair STEM	25,000	0.00	0	0.00	6,075	0	31,075	0	31,075

COST OBJECT LISTING BY SUB PROGRAM
2023-2024 GENERAL OPERATING BUDGET
UNIVERSITY OF NEBRASKA AT OMAHA

SUBPROGRAM #/NAME: 01 Academics Affairs

UNO-Trust-Grant/Cont/Loan/End-798 Trust/Restricted

COST OBJECT	Dollar	FACULTY	NON FACULTY		EMPLOYEE BENEFITS	PERSONAL	TOTAL	TOTAL	TOTAL
		FTE	Dollar	FTE		SERVICE CREDITS	PERSONAL SERVICES	OPERATING EXPENSES	
47-0101-2037100 UNF:FirsTier Visiting Professorship IS&T	10,000	0.00	0	0.00	2,430	0	12,430	0	12,430
47-0101-2038100 UNF:Dr. George Haddix Chair in Math	20,000	0.00	0	0.00	4,860	0	24,860	0	24,860
47-0101-2039100 UNF:L&F Blumkin Professorship Holocaust	10,000	0.00	0	0.00	2,430	0	12,430	0	12,430
47-0101-2040100 UNF:John Langan Professorship Early Chil	20,000	0.00	0	0.00	4,860	0	24,860	0	24,860
47-0101-2041100 UNF:Blue Cross Blue Shield Chair	20,000	0.00	0	0.00	4,860	0	24,860	0	24,860
47-0101-2043100 UNF:Haddix Community Chair In Science	22,500	0.00	0	0.00	5,469	0	27,969	0	27,969
47-0101-2044100 UNF:S&F Khan Professorship of Biology	5,000	0.00	0	0.00	1,215	0	6,215	0	6,215
47-0101-2045100 UNF:Leo Missinne Professor Gerontology	5,000	0.00	0	0.00	1,215	0	6,215	0	6,215
47-0101-2046100 UNF:Dist. Research Chair in Biomechanics	20,000	0.00	0	0.00	4,860	0	24,860	0	24,860
47-0101-2047100 UNF:Dist Director Service Learning	20,000	0.00	0	0.00	4,860	0	24,860	0	24,860
47-0101-2048100 UNF:John Morgan Chair Inn,Entre&Franch	22,500	0.00	0	0.00	5,469	0	27,969	0	27,969
47-0101-2051100 UNF:Cheryl Prewett Clark Professorship	5,000	0.00	0	0.00	1,215	0	6,215	0	6,215
47-0101-2052100 UNF:Dr. Chuck Powell Professorship	3,000	0.00	0	0.00	729	0	3,729	0	3,729
47-0101-2053100 UNF:Haddix Comm Chair Physical Science	22,500	0.00	0	0.00	5,469	0	27,969	0	27,969
47-0101-2054100 UNF:Goldstein Comm Chair in Human Rights	20,000	0.00	0	0.00	4,860	0	24,860	0	24,860
47-0101-2057100 UNF:Koraleski CBA Professorship Coll Sci	10,000	0.00	0	0.00	2,430	0	12,430	0	12,430
47-0101-2060100 UNF:Julie Hefflinger Professorship Couns	10,000	0.00	0	0.00	2,430	0	12,430	0	12,430
TOTAL	698,126	1.30	646,582	11.00	326,769	0	1,671,477	0	1,671,477
SUB PROGRAM TOTAL	711,126	2	3,455,343	39	1,002,038	0	5,168,507	-1,413,186	3,755,321

SUBPROGRAM #/NAME: 03 College of Public Affairs and Community Services

UNO-State General Fund-791 State & University Generated/Unrestricted

COST OBJECT	Dollar	FACULTY	NON FACULTY		EMPLOYEE BENEFITS	PERSONAL	TOTAL	TOTAL	TOTAL
		FTE	Dollar	FTE		SERVICE CREDITS	PERSONAL SERVICES	OPERATING EXPENSES	
41-0301-0100 CPACS - Dean	1,243,652	0.00	763,352	6.18	457,302	0	2,464,306	11,912	2,476,218
41-0301-0150 CPACS F&A	0	0.00	280	0.09	70	0	350	0	350
41-0302-0300 CPACS - Travel	0	0.00	0	0.00	0	0	0	2,563	2,563
41-0305-0100 Center for Public Affairs Rsch.2.J-8	47,649	0.40	106,942	0.96	35,858	0	190,449	51,440	241,889
41-0305-0200 Nebraska Policy Research.2.H-5	0	0.00	48,590	0.72	11,521	0	60,111	439	60,550
41-0305-0300 Labor Studies Institute	98,755	1.00	0	0.00	22,740	0	121,495	38,101	159,596
41-0306-0100 Criminal Justice	1,649,328	18.90	780,347	11.02	564,414	0	2,994,089	85,890	3,079,979
41-0306-0300 Juvenile Justice Institute.2.H-5	68,535	0.68	38,305	0.78	25,332	0	132,172	20,378	152,550
41-0306-0500 Nebraska Center Justice Research.2.H-5	68,443	1.51	83,724	1.66	36,080	0	188,247	41,792	230,039
41-0306-1400 Criminal Justice Distance Ed	0	0.00	13,019	0.20	3,087	0	16,106	9,715	25,821
41-0307-0100 Aviation Institute	456,546	6.50	204,442	3.11	153,266	0	814,254	72,792	887,046
41-0308-0100 Public Administration	1,064,850	11.90	425,183	5.89	360,742	0	1,850,775	10,408	1,861,183
41-0308-0300 Masters of Public Health	0	0.00	0	0.00	0	0	0	566	566
41-0308-0400 Emergency Management	223,340	3.00	92,023	1.75	73,684	0	389,047	6,687	395,734
41-0308-0410 Tribal Emergency Management	133,146	2.00	24,061	0.50	36,297	0	193,504	6,000	199,504
41-0308-0600 Public Administration - NSGC	0	0.00	55,472	1.00	13,155	0	68,627	0	68,627
41-0309-0100 Gerontology	515,967	6.90	169,274	2.25	159,247	0	844,488	15,004	859,492
41-0309-0200 POE - Health Gerontologist	71,346	1.00	0	0.00	16,450	0	87,796	0	87,796
41-0310-0100 Social Work	1,163,192	14.90	566,799	9.04	408,154	0	2,138,145	36,714	2,174,859
41-0310-1500 POE - SW Graduate Education	108,775	1.00	0	0.00	25,116	0	133,891	0	133,891
41-0311-0100 Low Income Support-Goodrich	440,968	5.40	288,046	4.68	169,473	0	898,487	18,686	917,173
TOTAL	7,354,492	75.09	3,659,859	49.82	2,571,988	0	13,586,339	429,087	14,015,426

COST OBJECT LISTING BY SUB PROGRAM
2023-2024 GENERAL OPERATING BUDGET
UNIVERSITY OF NEBRASKA AT OMAHA

SUBPROGRAM #/NAME: 03 College of Public Affairs and Community Services

UNO-State General Fund-791 Revolving/Designated

COST OBJECT	Dollar	FACULTY	NON FACULTY		EMPLOYEE BENEFITS	PERSONAL SERVICE CREDITS	TOTAL PERSONAL SERVICES	TOTAL OPERATING EXPENSES	TOTAL
		FTE	Dollar	FTE					
42-0302-0100 CPACS - Technology Fee	0	0.00	95,808	2.04	30,737	0	126,545	35,428	161,973
42-0302-0500 CPACS - Distance Education Fee	0	0.00	0	0.00	0	0	0	185,466	185,466
42-0306-0400 CJ - Distance Education Fee	0	0.00	149,009	2.91	47,803	0	196,812	0	196,812
42-0306-9015 FLP - Criminal Justice London Trip	5,000	0.00	0	0.00	1,604	0	6,604	273,740	280,344
42-0307-0200 Aviation - Distance Education Fee	0	0.00	36,825	0.78	8,703	0	45,528	0	45,528
42-0307-0300 Adv Simulatn Facility/Aviation Rsrc Cntr	0	0.00	0	0.00	0	0	0	57,000	57,000
42-0308-0100 Municipal Clerks Training	84,008	1.00	7,960	0.32	23,477	0	115,445	9,979	125,424
42-0308-0300 Aviation Fee	0	0.00	0	0.00	0	0	0	29,000	29,000
42-0308-0800 Public Admin - Distance Education Fee	0	0.00	30,758	0.45	9,868	0	40,626	10,875	51,501
42-0308-1300 Emergency Mgmnt - Distance Education Fee	0	0.00	16,207	0.25	5,199	0	21,406	3,561	24,967
42-0309-0300 Gerontology - Distance Education Fee	0	0.00	18,567	0.35	5,957	0	24,524	0	24,524
42-0310-0300 Social Work - Distance Education Fee	0	0.00	57,358	1.24	18,400	0	75,758	16,326	92,084
42-0310-0400 SW - Service Contracts - Harder	0	0.00	26,335	0.50	8,029	0	34,364	100,981	135,345
42-0310-0600 Social Work CEU Program	0	0.00	46,829	0.79	15,024	0	61,853	42,323	104,176
TOTAL	89,008	1.00	485,656	9.63	174,801	0	749,465	764,679	1,514,144

UNO-Federal Letter of Credit-796 Federal/Restricted

COST OBJECT	Dollar	FACULTY	NON FACULTY		EMPLOYEE BENEFITS	PERSONAL SERVICE CREDITS	TOTAL PERSONAL SERVICES	TOTAL OPERATING EXPENSES	TOTAL
		FTE	Dollar	FTE					
44-0307-1026201 NASA: Space Grant 2020-2024 6/24	0	0.00	140,110	2.00	34,327	0	174,437	0	174,437
TOTAL	0	0.00	140,110	2.00	34,327	0	174,437	0	174,437

UNO-Trust-Grant/Cont/Loan/End-798 Trust/Restricted

COST OBJECT	Dollar	FACULTY	NON FACULTY		EMPLOYEE BENEFITS	PERSONAL SERVICE CREDITS	TOTAL PERSONAL SERVICES	TOTAL OPERATING EXPENSES	TOTAL
		FTE	Dollar	FTE					
46-0305-1007201 UNK: NDOR/FTA Rural Transit 22-24 6/24	0	0.00	290,347	3.92	70,556	0	360,903	0	360,903
46-0306-0044100 DCDC: Sherwood Fnd Assmnt Phase 2 12/23	18,703	0.16	0	0.00	4,546	0	23,249	0	23,249
46-0306-0051100 NCLECJ: EB-NE 6/23	32,074	0.32	49,688	1.22	19,869	0	101,631	0	101,631
46-0306-1101100 NBOP:VRP & CBI Recidivism Reduction 9/23	18,703	0.17	0	0.00	4,546	0	23,249	0	23,249
46-0306-1104100 SAFER FND: DOJ ACT Eval 9/23	18,702	0.16	0	0.00	4,546	0	23,248	0	23,248
47-0306-2004100 UNF:John Morgan Fund	0	0.00	73,913	1.50	17,960	0	91,873	0	91,873
47-0307-2002100 UNF:Aviation Institute Professorship	6,500	0.00	0	0.00	1,581	0	8,081	0	8,081
47-0309-2011100 UNF:Terry Haney Fund for Gerontology	16,714	0.25	0	0.00	4,062	0	20,776	0	20,776
47-0309-2012100 UNF:Vetter Foundation for Gerontology	9,802	0.14	0	0.00	2,382	0	12,184	0	12,184
TOTAL	121,198	1.20	413,948	6.64	130,048	0	665,194	0	665,194
SUB PROGRAM TOTAL	7,564,698	77	4,699,573	68	2,911,164	0	15,175,435	1,193,766	16,369,201

SUBPROGRAM #/NAME: 05 College of Arts and Sciences

UNO-State General Fund-791 State & University Generated/Unrestricted

COST OBJECT	Dollar	FACULTY	NON FACULTY		EMPLOYEE BENEFITS	PERSONAL SERVICE CREDITS	TOTAL PERSONAL SERVICES	TOTAL OPERATING EXPENSES	TOTAL
		FTE	Dollar	FTE					
41-0501-0100 Dean Arts & Sciences	0	0.00	943,042	8.98	223,595	0	1,166,637	30,270	1,196,907
41-0502-0100 Arts & Science General	2,108,756	0.00	325,604	5.84	577,186	0	3,011,546	4,276	3,015,822
41-0502-0110 Chuck Hagel Symposium (CHS)	0	0.00	0	0.00	0	0	0	15,000	15,000
41-0502-0180 CAS F&A	0	0.00	1,800	1.00	427	0	2,227	0	2,227
41-0502-0210 Exploratory Studies	0	4.00	0	0.00	2	0	2	0	2
41-0502-0400 Arts & Sciences - Animal Care	0	0.00	4,411	1.00	1,045	0	5,456	14,422	19,878

COST OBJECT LISTING BY SUB PROGRAM
2023-2024 GENERAL OPERATING BUDGET
UNIVERSITY OF NEBRASKA AT OMAHA

SUBPROGRAM #/NAME: 05 College of Arts and Sciences

UNO-State General Fund-791 State & University Generated/Unrestricted

COST OBJECT	Dollar	FACULTY	NON FACULTY		EMPLOYEE BENEFITS	PERSONAL SERVICE CREDITS	TOTAL PERSONAL SERVICES	TOTAL OPERATING EXPENSES	TOTAL	
		FTE	Dollar	FTE						
41-0502-0600	Radiological H & S	0	0.00	0	0.00	0	0	944	944	
41-0502-0700	OLLAS-Latino & Latin American Studies	0	0.00	1,196	0.05	283	0	1,479	11,566	13,045
41-0502-0800	Native American Studies	3,600	0.00	20,455	0.55	5,704	0	29,759	2,080	31,839
41-0502-0900	Women & Gender Studies	3,600	0.00	1,196	0.05	1,137	0	5,933	5,156	11,089
41-0502-1010	Faculty Travel	0	0.00	0	0.00	0	0	0	49,167	49,167
41-0502-1100	Math/Science Center	27,189	0.38	21,211	0.24	11,288	0	59,688	15,925	75,613
41-0502-1400	Arts & Sciences Distance Education	5,000	0.00	23,535	1.04	6,768	0	35,303	868,535	903,838
41-0504-0100	Health Careers Resource Center	15,000	0.00	129,632	3.36	34,291	0	178,923	0	178,923
41-0505-0100	Biology	2,017,907	26.90	578,040	13.50	602,572	0	3,198,519	80,603	3,279,122
41-0505-0210	Biology Start-up Jonathan Clayton	0	1.00	0	0.00	0	0	0	194,750	194,750
41-0505-0300	Environmental Studies Program	3,600	0.00	2,709	0.00	1,497	0	7,806	1,673	9,479
41-0505-0400	Glacier Creek Preserve	0	0.00	51,500	1.00	12,211	0	63,711	4,179	67,890
41-0505-0500	Allwine Radiological Safety	0	0.00	0	0.00	0	0	0	2,514	2,514
41-0505-0600	POE - UNO/UNMC Biomedical Research Pgm	0	0.00	64,834	0.70	15,372	0	80,206	18,400	98,606
41-0505-1500	POE - Biology Neuroscience	75,437	1.00	0	0.00	17,383	0	92,820	0	92,820
41-0505-1600	POE - Primate Microbiomics	0	1.00	0	0.00	2	0	2	0	2
41-0506-0100	Black Studies	194,706	3.40	105,015	1.66	69,510	0	369,231	4,571	373,802
41-0507-0100	Chemistry	1,068,348	18.65	166,488	4.18	284,872	0	1,519,708	43,303	1,563,011
41-0508-0100	English	1,947,894	30.90	336,787	6.60	526,978	0	2,811,659	13,142	2,824,801
41-0508-0300	English - Writing Center	0	0.00	25,220	0.00	5,979	0	31,199	19,303	50,502
41-0510-0100	Foreign Languages	833,631	14.05	101,929	1.60	214,910	0	1,150,470	16,764	1,167,234
41-0511-0100	Geography	851,877	10.90	302,872	5.57	267,393	0	1,422,142	24,197	1,446,339
41-0511-0300	Geology Field Travel	0	0.00	0	0.00	0	0	0	5,297	5,297
41-0512-0100	History	724,722	11.40	187,058	3.63	211,673	0	1,123,453	19,544	1,142,997
41-0514-0100	Mathematics	1,677,149	32.40	288,957	3.95	465,758	0	2,431,864	38,982	2,470,846
41-0514-0300	POE - Mathematics Data Science	79,166	1.00	0	0.00	18,228	0	97,394	0	97,394
41-0515-0100	Philosophy	440,235	8.40	73,627	1.10	141,684	0	655,546	5,666	661,212
41-0515-1000	Religion	545,517	7.40	76,409	1.10	120,114	0	742,040	5,667	747,707
41-0516-0100	Physics	728,992	10.40	137,204	2.86	199,742	0	1,065,938	16,647	1,082,585
41-0517-0100	Political Science	762,277	12.40	123,954	2.24	204,442	0	1,090,673	10,172	1,100,845
41-0518-0100	Psychology	2,007,143	26.40	466,819	9.94	573,532	0	3,047,494	29,980	3,077,474
41-0519-0100	Sociology	1,009,792	13.40	114,384	2.07	258,185	0	1,382,361	30,496	1,412,857
TOTAL	17,131,538	235.38	4,675,888	83.80	5,073,763	0	26,881,189	1,603,191	28,484,380	

UNO-State General Fund-791 Revolving/Designated

COST OBJECT	Dollar	FACULTY	NON FACULTY		EMPLOYEE BENEFITS	PERSONAL SERVICE CREDITS	TOTAL PERSONAL SERVICES	TOTAL OPERATING EXPENSES	TOTAL	
		FTE	Dollar	FTE						
42-0502-0100	A&S - Technology Fee	0	0.00	168,565	2.18	54,078	0	222,643	222,030	444,673
42-0502-0500	A&S - Distance Education Fee	55,029	0.37	398,554	6.90	145,267	0	598,850	196,376	795,226
42-0505-0200	Biology Lab Fee	0	0.00	0	0.00	0	0	0	48,000	48,000
42-0505-0400	Neuroscience Lab	0	0.00	0	0.00	0	0	0	8,159	8,159
42-0505-0900	Biology Dual Enrollment Program	0	0.00	23,690	0.40	7,600	0	31,290	1,638	32,928
42-0507-0100	Chemistry Lab Fee	0	0.00	0	0.00	0	0	0	59,000	59,000
42-0508-0100	English Reading Lab Fee	0	0.00	0	0.00	0	0	0	425	425
42-0508-0400	Composition Computer Fee	0	0.00	0	0.00	0	0	0	4,600	4,600
42-0508-0500	English Dual Enrollment Program	0	0.00	0	0.00	0	0	0	6,792	6,792
42-0510-0100	Foreign Language Lab Fee	0	0.00	0	0.00	0	0	0	1,400	1,400
42-0511-0200	Geology Lab/Field Trip	0	0.00	0	0.00	0	0	0	6,200	6,200
42-0511-0300	Geography Lab/Field Trip	0	0.00	0	0.00	0	0	0	7,000	7,000
42-0512-0800	Western History Association	0	0.00	0	0.00	0	0	0	42,252	42,252

COST OBJECT LISTING BY SUB PROGRAM
2023-2024 GENERAL OPERATING BUDGET
UNIVERSITY OF NEBRASKA AT OMAHA

SUBPROGRAM #/NAME: 05 College of Arts and Sciences

UNO-State General Fund-791 Revolving/Designated

COST OBJECT	Dollar	FACULTY	NON FACULTY		EMPLOYEE BENEFITS	PERSONAL SERVICE CREDITS	TOTAL PERSONAL SERVICES	TOTAL OPERATING EXPENSES	TOTAL
		FTE	Dollar	FTE					
42-0514-0100 Mathematics Lab Fee	0	0.00	0	0.00	0	0	0	13,000	13,000
42-0516-0100 Physics - Special Materials	0	0.00	0	0.00	0	0	0	9,000	9,000
42-0516-0400 Planetarium	0	0.00	17,024	0.60	3,640	0	20,664	19,771	40,435
42-0516-0500 Science Store	0	0.00	0	0.00	0	0	0	10,000	10,000
42-0516-0600 Summer Camps	0	0.00	207,900	4.00	33,600	0	241,500	241,381	482,881
42-0518-0100 Psychology Lab Fees	0	0.00	0	0.00	0	0	0	13,000	13,000
TOTAL	55,029	0.37	815,733	14.08	244,185	0	1,114,947	910,024	2,024,971

UNO-Trust-Grant/Cont/Loan/End-798 Trust/Restricted

COST OBJECT	Dollar	FACULTY	NON FACULTY		EMPLOYEE BENEFITS	PERSONAL SERVICE CREDITS	TOTAL PERSONAL SERVICES	TOTAL OPERATING EXPENSES	TOTAL
		FTE	Dollar	FTE					
46-0502-2008203 UNF:Access to Exceptional Year Three	0	0.00	48,000	1.00	11,664	0	59,664	0	59,664
46-0505-2011100 UNF:Teacher-Researcher Partnership 18-21	0	0.00	56,141	1.00	13,641	0	69,782	0	69,782
46-0519-0013100 MSS:ExecDirector 12/24	0	0.00	66,475	1.00	16,153	0	82,628	0	82,628
47-0501-2001100 UNF:N&H Schwalb Center for Israel&Jewish	15,000	0.00	0	0.00	3,645	0	18,645	0	18,645
47-0502-2015100 UNF:Sherwood Foundation for UNO OLLAS	0	0.00	2,410	0.08	584	0	2,994	0	2,994
47-0502-2030100 UNF:L&S Goldstein Center in Human Rights	0	0.00	19,561	0.39	4,753	0	24,314	0	24,314
47-0502-2044100 UNF:OLLAS Community Engagement Progra	0	0.00	37,514	1.00	9,117	0	46,631	0	46,631
47-0508-2008100 UNF:Yvette Kinney Creative Nonfiction	3,000	0.00	0	0.00	729	0	3,729	0	3,729
47-0512-2002203 UNF:Martin Prof of West American History	4,500	0.00	0	0.00	1,095	0	5,595	0	5,595
47-0512-2002204 UNF:Martin Prof of History	4,500	0.00	0	0.00	1,095	0	5,595	0	5,595
47-0516-2001100 Milo Bail Chair Of Physics	10,000	0.00	0	0.00	2,430	0	12,430	0	12,430
TOTAL	37,000	0.00	230,101	4.47	64,906	0	332,007	0	332,007

SUB PROGRAM TOTAL 17,223,567 236 5,721,722 102 5,382,854 0 28,328,143 2,513,215 30,841,358

SUBPROGRAM #/NAME: 06 College of Business Administration

UNO-State General Fund-791 State & University Generated/Unrestricted

COST OBJECT	Dollar	FACULTY	NON FACULTY		EMPLOYEE BENEFITS	PERSONAL SERVICE CREDITS	TOTAL PERSONAL SERVICES	TOTAL OPERATING EXPENSES	TOTAL
		FTE	Dollar	FTE					
41-0601-0100 Dean College of Business Administration	0	0.00	908,631	6.89	215,508	0	1,124,139	17,522	1,141,661
41-0602-0100 Business Administration - General	7,650,848	60.28	1,723,798	22.13	2,174,611	0	11,549,257	174,184	11,723,441
41-0602-0200 Business Administration - Travel	0	0.00	0	0.00	0	0	0	5,287	5,287
41-0602-0501 CBA F&A	0	0.00	658	0.17	156	0	814	0	814
41-0602-0600 CBA Differential - Personnel	1,054,241	11.50	380,496	6.53	332,603	0	1,767,340	0	1,767,340
41-0602-0700 CBA Differential - Support	0	0.00	25,434	1.36	6,030	0	31,464	0	31,464
41-0602-1400 Business Distance Education	0	0.00	237,141	3.47	56,227	0	293,368	14,199	307,567
41-0606-0100 Nebraska Business Development Center	0	0.00	628,433	7.10	149,001	0	777,434	95,056	872,490
41-0608-0200 POE Business Analytics	52,576	0.50	0	0.00	12,092	0	64,668	0	64,668
41-0610-0300 POE - Supply Chain Management	96,724	0.72	0	0.00	22,266	0	118,990	0	118,990
TOTAL	8,854,389	73.00	3,904,591	47.66	2,968,494	0	15,727,474	306,248	16,033,722

UNO-State General Fund-791 Revolving/Designated

COST OBJECT	Dollar	FACULTY	NON FACULTY		EMPLOYEE BENEFITS	PERSONAL SERVICE CREDITS	TOTAL PERSONAL SERVICES	TOTAL OPERATING EXPENSES	TOTAL
		FTE	Dollar	FTE					
42-0602-0100 CBA - Technology Fee	0	0.00	6,551	0.09	2,103	0	8,654	171,859	180,513
42-0602-0150 CBA Career Fair	0	0.00	0	0.00	0	0	0	20,000	20,000
42-0602-0600 CBA - Distance Education Fee	0	0.00	140,934	2.93	45,214	0	186,148	231,153	417,301

COST OBJECT LISTING BY SUB PROGRAM
2023-2024 GENERAL OPERATING BUDGET
UNIVERSITY OF NEBRASKA AT OMAHA

SUBPROGRAM #/NAME: 06 College of Business Administration

UNO-State General Fund-791 Revolving/Designated

COST OBJECT	Dollar	FACULTY	NON FACULTY		EMPLOYEE BENEFITS	PERSONAL SERVICE CREDITS	TOTAL PERSONAL SERVICES	TOTAL OPERATING EXPENSES	TOTAL
		FTE	Dollar	FTE					
42-0602-0900 Business Administration Lab Fee	0	0.00	0	0.00	0	0	0	4,500	4,500
42-0602-1200 Commerce and Applied Behavioral Lab	0	0.00	0	0.00	0	0	0	24,000	24,000
42-0605-0100 Executive MBA Program	0	0.00	247,531	3.48	79,409	0	326,940	424,872	751,812
42-0605-0200 Executive Education	73,213	0.00	101,258	2.00	56,021	0	230,492	18,537	249,029
42-0606-0200 NBDC Training	57,039	0.00	335,289	6.00	105,162	0	497,490	372,893	870,383
42-0607-0200 Accounting & Statistics Lab Fee	0	0.00	0	0.00	0	0	0	25,000	25,000
42-0608-0400 Real Estate Investments	0	0.00	0	0.00	0	0	0	1,500	1,500
42-0609-0400 Financial Management	0	0.00	0	0.00	0	0	0	11,800	11,800
42-0609-0500 Financial Markets	0	0.00	0	0.00	0	0	0	32,000	32,000
42-0610-0400 Management Lab Fee	0	0.00	0	0.00	0	0	0	11,000	11,000
TOTAL	130,252	0.00	831,563	14.50	287,909	0	1,249,724	1,349,114	2,598,838

UNO-Federal Advance-797 Federal/Restricted

COST OBJECT	Dollar	FACULTY	NON FACULTY		EMPLOYEE BENEFITS	PERSONAL SERVICE CREDITS	TOTAL PERSONAL SERVICES	TOTAL OPERATING EXPENSES	TOTAL
		FTE	Dollar	FTE					
45-0606-1098201 EDA: DOC Grant 9/23	0	0.00	85,109	1.00	20,852	0	105,961	0	105,961
45-0606-1109102 SBA: FAST OPT YR2 9/23	0	0.00	6,143	0.08	1,505	0	7,648	0	7,648
45-0606-1114100 SBA: SBDC 2022 12/23	0	0.00	341,062	3.87	83,560	0	424,622	0	424,622
45-0606-1116100 SBA: SBDC 2023 12/24	0	0.00	61,907	1.08	15,167	0	77,074	0	77,074
45-0606-1117100 EDA: DOC ARPA 3/25	0	0.00	130,101	1.95	31,874	0	161,975	0	161,975
45-0606-1118100 DoD: APEX 2023 12/23	0	0.00	402,996	6.08	98,734	0	501,730	0	501,730
TOTAL	0	0.00	1,027,318	14.06	251,692	0	1,279,010	0	1,279,010

UNO-Trust-Grant/Cont/Loan/End-798 Trust/Restricted

COST OBJECT	Dollar	FACULTY	NON FACULTY		EMPLOYEE BENEFITS	PERSONAL SERVICE CREDITS	TOTAL PERSONAL SERVICES	TOTAL OPERATING EXPENSES	TOTAL
		FTE	Dollar	FTE					
47-0601-2002100 UNF:Carl Mammel UNO CBA Excellence Dea	10,000	0.00	0	0.00	2,430	0	12,430	0	12,430
47-0602-2002100 UNF:Wy & Gt Lindley Fund	5,000	0.00	0	0.00	1,215	0	6,215	0	6,215
47-0602-2003100 UNF:Noddle Distnd Prof Management	10,000	0.00	0	0.00	2,430	0	12,430	0	12,430
47-0602-2004100 UNF:CBA Distinguished Professorship	10,000	0.00	0	0.00	2,430	0	12,430	0	12,430
47-0602-2005100 UNF:Dist Alumni Prof Of Accounting	12,000	0.00	0	0.00	2,916	0	14,916	0	14,916
47-0602-2006100 UNF:Union Pacific Prof Of Acctg	10,000	0.00	0	0.00	2,430	0	12,430	0	12,430
47-0602-2007100 Spencer Accounting Professorship	10,000	0.00	0	0.00	2,430	0	12,430	0	12,430
47-0602-2011100 UNF: Cloud Prof of Investment Sciences	10,000	0.00	0	0.00	2,430	0	12,430	0	12,430
47-0602-2058100 UBF:Baright Finance, Banking, Inv.Sci RE	10,000	0.00	0	0.00	2,430	0	12,430	0	12,430
TOTAL	87,000	0.00	0	0.00	21,141	0	108,141	0	108,141

SUB PROGRAM TOTAL

9,071,641	73	5,763,472	76	3,529,236	0	18,364,349	1,655,362	20,019,711
------------------	-----------	------------------	-----------	------------------	----------	-------------------	------------------	-------------------

SUBPROGRAM #/NAME: 07 College of Communication, Fine Arts and Media

UNO-State General Fund-791 State & University Generated/Unrestricted

COST OBJECT	Dollar	FACULTY	NON FACULTY		EMPLOYEE BENEFITS	PERSONAL SERVICE CREDITS	TOTAL PERSONAL SERVICES	TOTAL OPERATING EXPENSES	TOTAL
		FTE	Dollar	FTE					
41-0701-0100 Dean CFAM	604,889	0.00	513,740	4.00	265,228	0	1,383,857	31,194	1,415,051
41-0702-0100 CFAM General	0	0.00	293,174	6.53	69,512	0	362,686	44,272	406,958
41-0702-1400 CFAM Distance Education	0	0.00	124,013	2.55	29,404	0	153,417	258,534	411,951
41-0704-0100 School of the Arts - Director	4,000	0.00	85,376	0.60	20,722	0	110,098	21,530	131,628
41-0705-0100 Art and Art History	1,068,224	16.20	94,165	1.20	267,761	0	1,430,150	15,748	1,445,898

COST OBJECT LISTING BY SUB PROGRAM
2023-2024 GENERAL OPERATING BUDGET
UNIVERSITY OF NEBRASKA AT OMAHA

SUBPROGRAM #/NAME: 07 College of Communication, Fine Arts and Media

UNO-State General Fund-791 State & University Generated/Unrestricted

COST OBJECT	Dollar	FACULTY	NON FACULTY		EMPLOYEE BENEFITS	PERSONAL SERVICE CREDITS	TOTAL PERSONAL SERVICES	TOTAL OPERATING EXPENSES	TOTAL	
		FTE	Dollar	FTE						
41-0705-0200	Fine Arts Press	57,000	1.00	0	0.00	13,515	0	70,515	1,763	72,278
41-0705-0300	Art - Gallery	0	0.00	0	0.00	0	0	0	8,350	8,350
41-0705-0400	Art and Art History Equipment Replacemnt	0	0.00	0	0.00	0	0	0	15,000	15,000
41-0706-0100	Music	1,338,013	20.49	250,285	3.88	367,931	0	1,956,229	78,457	2,034,686
41-0706-0200	Band	0	0.00	0	0.00	0	0	0	10,254	10,254
41-0706-0300	Marching/Pep Bands	0	0.00	0	0.00	0	0	0	59,219	59,219
41-0706-0400	Choir	0	0.00	0	0.00	0	0	0	6,500	6,500
41-0706-0500	Band Replacement	0	0.00	0	0.00	0	0	0	9,463	9,463
41-0707-0100	Theatre	652,010	9.40	57,340	0.60	163,972	0	873,322	12,083	885,405
41-0707-0200	Theatre - Production	0	0.00	0	0.00	0	0	0	19,655	19,655
41-0708-0100	Writers Workshop	350,948	6.40	49,280	0.60	92,738	0	492,966	4,594	497,560
41-0708-0200	Writers Workshop - Student Activities	0	0.00	0	0.00	0	0	0	3,651	3,651
41-0708-1400	MFAW Distance Education	0	0.00	14,928	0.33	3,539	0	18,467	0	18,467
41-0720-0100	Communication	1,639,343	27.65	357,391	3.86	461,484	0	2,458,218	30,217	2,488,435
41-0720-0300	Forensics	0	0.00	1,926	0.08	457	0	2,383	39,077	41,460
41-0720-0400	Communication - Speech Center	48,109	1.00	14,928	0.33	14,601	0	77,638	15,343	92,981
41-0730-0100	Television	0	0.00	149,832	2.27	35,525	0	185,357	14,219	199,576
41-0731-0100	Radio	0	0.00	426,075	8.36	101,022	0	527,097	20,528	547,625
TOTAL	5,762,536	82.14	2,432,453	35.18	1,907,411	0	10,102,400	719,651	10,822,051	

UNO-State General Fund-791 Revolving/Designated

COST OBJECT	Dollar	FACULTY	NON FACULTY		EMPLOYEE BENEFITS	PERSONAL SERVICE CREDITS	TOTAL PERSONAL SERVICES	TOTAL OPERATING EXPENSES	TOTAL	
		FTE	Dollar	FTE						
42-0702-0100	CFAM - Technology Fee	0	0.00	89,656	1.75	28,762	0	118,418	58,282	176,700
42-0702-0400	CFAM - Distance Education Fee	0	0.00	178,250	3.11	57,185	0	235,435	120,403	355,838
42-0702-0500	Cultural Enrichment Fee	0	0.00	78,882	1.46	25,306	0	104,188	149,559	253,747
42-0705-0100	Ceramic Program Revolving	0	0.00	0	0.00	0	0	0	3,600	3,600
42-0705-0200	Sculpture Lab Fees	0	0.00	0	0.00	0	0	0	20,000	20,000
42-0705-0300	Art Program Revolving	0	0.00	0	0.00	0	0	0	420	420
42-0705-0400	Printmaking Lab Fees	0	0.00	0	0.00	0	0	0	10,000	10,000
42-0705-0500	Art Slide Usage Fee	0	0.00	0	0.00	0	0	0	10,000	10,000
42-0705-0600	Book Lab Fees	0	0.00	0	0.00	0	0	0	6,000	6,000
42-0705-0700	Printer-makers-In-Resident	0	0.00	0	0.00	0	0	0	3,000	3,000
42-0705-1100	Art Education Lab Fees	0	0.00	0	0.00	0	0	0	6,000	6,000
42-0705-1200	Foundation Course Lab Fees	0	0.00	0	0.00	0	0	0	4,600	4,600
42-0705-1300	Painting Studio Lab Fee	0	0.00	0	0.00	0	0	0	3,000	3,000
42-0705-1400	Life Drawing I & II Lab Fees	0	0.00	0	0.00	0	0	0	4,500	4,500
42-0705-1500	Independent Study & Thesis Lab Fees	0	0.00	0	0.00	0	0	0	2,200	2,200
42-0705-1800	Art Graphic Design Fees	0	0.00	0	0.00	0	0	0	16,000	16,000
42-0705-1900	Game Design Fees	0	0.00	0	0.00	0	0	0	3,700	3,700
42-0706-0100	Applied Music Fees	21,000	0.66	14,910	0.27	11,521	0	47,431	43,459	90,890
42-0706-0200	Music Other Lab Fees	0	0.00	5,997	0.24	436	0	6,433	16,412	22,845
42-0706-0700	Music Activities	0	0.00	0	0.00	0	0	0	5,000	5,000
42-0707-0200	Theatre - Revolving	0	0.00	0	0.00	0	0	0	22,000	22,000
42-0707-0250	Theatre Fee	0	0.00	0	0.00	0	0	0	4,500	4,500
42-0707-0300	Film Test Pass Fee	0	0.00	0	0.00	0	0	0	3,700	3,700
42-0707-0600	Theatre Stage Costume	0	0.00	0	0.00	0	0	0	702	702
42-0707-0700	Theatre Costume/Makeup	0	0.00	0	0.00	0	0	0	780	780
42-0707-0800	Stage Craft	0	0.00	0	0.00	0	0	0	225	225
42-0707-0900	Theatre Costume Patn/Draping	0	0.00	0	0.00	0	0	0	270	270

COST OBJECT LISTING BY SUB PROGRAM
2023-2024 GENERAL OPERATING BUDGET
UNIVERSITY OF NEBRASKA AT OMAHA

SUBPROGRAM #/NAME: 07 College of Communication, Fine Arts and Media

UNO-State General Fund-791 Revolving/Designated

COST OBJECT	Dollar	FACULTY	NON FACULTY		EMPLOYEE BENEFITS	PERSONAL SERVICE CREDITS	TOTAL PERSONAL SERVICES	TOTAL OPERATING EXPENSES	TOTAL
		FTE	Dollar	FTE					
42-0708-0100 Writing Lab Fees	0	0.00	0	0.00	0	0	0	4,642	4,642
42-0720-0300 Radio Lab Fee	0	0.00	0	0.00	0	0	0	1,000	1,000
42-0720-0400 Television Lab Fee	0	0.00	0	0.00	0	0	0	2,370	2,370
42-0720-0500 Publication Design and Graphics Fee	0	0.00	0	0.00	0	0	0	1,400	1,400
42-0720-0700 Writing Lab (Broadcasting) Fee	0	0.00	0	0.00	0	0	0	1,000	1,000
42-0720-0800 Writing Lab (Journalism) Fee	0	0.00	0	0.00	0	0	0	8,250	8,250
42-0720-0850 Technical Communication Lab Fee	0	0.00	0	0.00	0	0	0	1,000	1,000
42-0720-1100 Speech Course Fees	0	0.00	0	0.00	0	0	0	1,440	1,440
42-0720-1200 Social Media Measurement	0	0.00	0	0.00	0	0	0	120	120
42-0720-1300 Public Speaking Fundamentals	0	0.00	0	0.00	0	0	0	8,115	8,115
42-0730-0900 TV Production General	0	0.00	3,320	0.07	1,064	0	4,384	3,114	7,498
TOTAL	21,000	0.66	371,015	6.90	124,274	0	516,289	550,763	1,067,052

UNO-Trust-Grant/Cont/Loan/End-798 Trust/Restricted

COST OBJECT	Dollar	FACULTY	NON FACULTY		EMPLOYEE BENEFITS	PERSONAL SERVICE CREDITS	TOTAL PERSONAL SERVICES	TOTAL OPERATING EXPENSES	TOTAL
		FTE	Dollar	FTE					
46-0706-2009100 Music Professors in Saxophone & Educatio	13,730	0.24	0	0.00	3,783	0	17,513	0	17,513
46-0731-0070201 CPB: CSG UNRESTRICTED EXP 9/23	0	0.00	33,376	0.71	8,111	0	41,487	0	41,487
46-0731-1001100 KVNO CARES Act 2020	0	0.00	9,258	0.17	2,249	0	11,507	0	11,507
47-0731-2001202 KVNO Programming/Production	0	0.00	0	0.00	0	0	0	107,625	107,625
47-0731-2001208 KVNO Membership	0	0.00	47,000	1.00	11,421	0	58,421	0	58,421
47-0731-2016100 UNF:KVNO Public Radio Future Fund	0	0.00	11,572	0.19	2,813	0	14,385	0	14,385
TOTAL	13,730	0.24	101,206	2.07	28,377	0	143,313	107,625	250,938

UNO-Auxiliary-799 Auxiliaries & Services/Restricted

COST OBJECT	Dollar	FACULTY	NON FACULTY		EMPLOYEE BENEFITS	PERSONAL SERVICE CREDITS	TOTAL PERSONAL SERVICES	TOTAL OPERATING EXPENSES	TOTAL
		FTE	Dollar	FTE					
43-0706-0100 Strauss Rental Account	0	0.00	0	0.00	0	0	0	18,784	18,784
TOTAL	0	0.00	0	0.00	0	0	0	18,784	18,784

SUB PROGRAM TOTAL 5,797,266 83 2,904,674 44 2,060,062 0 10,762,002 1,396,823 12,158,825

SUBPROGRAM #/NAME: 08 College of Information Science and Technology

UNO-State General Fund-791 State & University Generated/Unrestricted

COST OBJECT	Dollar	FACULTY	NON FACULTY		EMPLOYEE BENEFITS	PERSONAL SERVICE CREDITS	TOTAL PERSONAL SERVICES	TOTAL OPERATING EXPENSES	TOTAL
		FTE	Dollar	FTE					
41-0801-0100 Information Science & Technology Dean	0	0.00	953,461	7.87	226,065	0	1,179,526	15,478	1,195,004
41-0801-0110 UNePlan Application Development	0	0.00	0	1.00	0	0	0	0	0
41-0801-0150 IS&T F&A Allocation	0	0.00	0	1.00	0	0	0	0	0
41-0801-0480 Distinguished Professorship Funds	20,000	0.00	0	0.00	4,742	0	24,742	0	24,742
41-0802-0100 Information Science & Technology General	0	0.00	347,730	4.87	82,447	0	430,177	55,000	485,177
41-0802-0120 IS&T PT Instruction	457,587	0.00	0	0.00	108,495	0	566,082	0	566,082
41-0802-0140 IS&T Student Support	0	0.00	71,244	2.85	16,892	0	88,136	0	88,136
41-0802-0160 IS&T Grad Support	0	0.00	291,348	5.32	69,078	0	360,426	9,209	369,635
41-0802-0200 College of IS&T Maintenance	0	0.00	0	0.00	0	0	0	40,982	40,982
41-0802-1000 IS&T All College Travel	0	0.00	0	0.00	0	0	0	4,522	4,522
41-0802-1400 IS&T Distance Education	0	0.00	48,215	1.00	11,431	0	59,646	53,784	113,430
41-0806-0100 Computer Science	2,821,786	24.40	100,128	0.60	675,339	0	3,597,253	0	3,597,253

COST OBJECT LISTING BY SUB PROGRAM
2023-2024 GENERAL OPERATING BUDGET
UNIVERSITY OF NEBRASKA AT OMAHA

SUBPROGRAM #/NAME: 08 College of Information Science and Technology

UNO-State General Fund-791 State & University Generated/Unrestricted

COST OBJECT	Dollar	FACULTY	NON FACULTY		EMPLOYEE BENEFITS	PERSONAL SERVICE CREDITS	TOTAL PERSONAL SERVICES	TOTAL OPERATING EXPENSES	TOTAL
		FTE	Dollar	FTE					
41-0807-0100 ISQA	2,201,981	19.40	95,956	0.60	554,453	0	2,852,390	0	2,852,390
41-0811-0100 School of Interdisciplinary Informatics	1,424,953	14.15	170,085	1.60	369,084	0	1,964,122	0	1,964,122
41-0811-0140 Cyber POE Funds	17,050	0.00	0	0.00	4,043	0	21,093	0	21,093
41-0811-0200 POE - Biomedical Informatics	114,457	1.00	0	0.00	26,373	0	140,830	0	140,830
41-0811-0400 POE - Information Assurance	113,986	1.00	0	0.00	26,264	0	140,250	0	140,250
41-0811-0500 POE Information Technology	114,094	1.00	0	0.00	26,314	0	140,408	0	140,408
TOTAL	7,285,894	60.95	2,078,167	26.71	2,201,020	0	11,565,081	178,975	11,744,056

UNO-State General Fund-791 Revolving/Designated

COST OBJECT	Dollar	FACULTY	NON FACULTY		EMPLOYEE BENEFITS	PERSONAL SERVICE CREDITS	TOTAL PERSONAL SERVICES	TOTAL OPERATING EXPENSES	TOTAL
		FTE	Dollar	FTE					
42-0802-0100 IS&T - Technology Fee	0	0.00	197,518	2.38	63,365	0	260,883	81,066	341,949
42-0802-0300 IS&T - Distance Education Fee	0	0.00	195,395	2.75	62,683	0	258,078	1,880	259,958
42-0802-0800 IS&T - Applied IT Projects	0	0.00	0	0.00	0	0	0	8,175	8,175
42-0806-0400 Computer Science Programming	0	0.00	0	0.00	0	0	0	26,790	26,790
42-0811-0300 Bioinformatics Programming	0	0.00	0	0.00	0	0	0	500	500
TOTAL	0	0.00	392,913	5.13	126,048	0	518,961	118,411	637,372

UNO-Trust-Grant/Cont/Loan/End-798 Trust/Restricted

COST OBJECT	Dollar	FACULTY	NON FACULTY		EMPLOYEE BENEFITS	PERSONAL SERVICE CREDITS	TOTAL PERSONAL SERVICES	TOTAL OPERATING EXPENSES	TOTAL
		FTE	Dollar	FTE					
47-0802-2004100 UNF:Lee & Willa Seemann Dist Dean Is&T	0	0.00	35,000	0.13	8,505	0	43,505	0	43,505
47-0802-2005100 UNF:Mutual Of Omaha Dist Chair Ist&E	37,000	0.00	7,500	0.00	10,815	0	55,315	0	55,315
47-0802-2023100 UNF:UNO iSTEM Programs Coordinator	0	0.00	51,765	1.00	12,579	0	64,344	0	64,344
TOTAL	37,000	0.00	94,265	1.13	31,899	0	163,164	0	163,164

SUB PROGRAM TOTAL 7,322,894 61 2,565,345 33 2,358,967 0 12,247,206 297,386 12,544,592

SUBPROGRAM #/NAME: 10 College of Education

UNO-State General Fund-791 State & University Generated/Unrestricted

COST OBJECT	Dollar	FACULTY	NON FACULTY		EMPLOYEE BENEFITS	PERSONAL SERVICE CREDITS	TOTAL PERSONAL SERVICES	TOTAL OPERATING EXPENSES	TOTAL
		FTE	Dollar	FTE					
41-1001-0100 Dean College of Education	880,817	0.00	700,162	6.14	374,851	0	1,955,830	46,132	2,001,962
41-1002-0100 Education General	170,163	3.00	1,498,510	29.21	396,352	0	2,065,025	122,124	2,187,149
41-1002-0200 Education General - Faculty Travel	0	0.00	0	0.00	0	0	0	23,305	23,305
41-1002-0300 Education General - Supervision Travel	0	0.00	0	0.00	0	0	0	8,323	8,323
41-1002-0400 Instructional Material Center	0	0.00	0	0.00	0	0	0	11,622	11,622
41-1002-0500 Supervision of Student Teachers	0	0.00	0	0.00	0	0	0	41,797	41,797
41-1002-0600 College of Education F&A	0	0.00	0	0.49	4	0	4	147	151
41-1002-1400 Education Distance Education	0	0.00	0	0.00	0	0	0	57,049	57,049
41-1006-0100 Educational Leadership	353,183	4.50	119,465	1.24	109,405	0	582,053	16,870	598,923
41-1008-0100 Teacher Education	2,145,926	32.88	79,203	0.72	480,716	0	2,705,845	32,949	2,738,794
41-1008-0300 POE STEM Early Childhood Education	80,882	1.25	0	0.00	19,177	0	100,059	5,715	105,774
41-1008-0500 DE: BS ED Library Science Program	58,837	1.00	0	0.00	13,396	0	72,233	0	72,233
41-1008-1500 POE - Early Childhood Development	102,128	1.00	0	0.00	23,565	0	125,693	0	125,693
41-1009-0100 Counseling	470,341	6.22	70,665	0.60	121,686	0	662,692	12,856	675,548
41-1010-0100 Health and Knesiology	1,360,021	20.30	167,566	2.80	348,580	0	1,876,167	33,395	1,909,562
41-1010-0200 H&K - Moving Company	0	0.00	0	0.00	0	0	0	5,453	5,453

COST OBJECT LISTING BY SUB PROGRAM
2023-2024 GENERAL OPERATING BUDGET
UNIVERSITY OF NEBRASKA AT OMAHA

SUBPROGRAM #/NAME: 10 College of Education

UNO-State General Fund-791 State & University Generated/Unrestricted

COST OBJECT	Dollar	FACULTY	NON FACULTY		EMPLOYEE BENEFITS	PERSONAL SERVICE CREDITS	TOTAL PERSONAL SERVICES	TOTAL OPERATING EXPENSES	TOTAL	
		FTE	Dollar	FTE						
41-1010-1500	POE - H&K Exercise Science	0	0.00	78,790	1.33	18,681	0	97,471	10,500	107,971
41-1013-0100	Special Education Communication Disorder	970,177	14.18	140,626	1.66	239,241	0	1,350,044	20,014	1,370,058
41-1013-0300	Special Education - Career Ladder	0	0.00	0	0.00	6,461	0	6,461	64,479	70,940
41-1014-0100	Biomechanics	1,476,221	17.40	302,816	2.60	366,064	0	2,145,101	30,429	2,175,530
41-1014-0104	Big Idea - Biomechanical Rehab & Manufac	0	0.00	0	1.00	40,867	0	40,867	0	40,867
41-1014-0400	UNeTECH - BioMechanics Lab	0	0.00	59,920	1.00	14,207	0	74,127	0	74,127
TOTAL	8,068,696	101.73	3,217,723	48.78	2,573,253	0	13,859,672	543,159	14,402,831	

UNO-State General Fund-791 Revolving/Designated

COST OBJECT	Dollar	FACULTY	NON FACULTY		EMPLOYEE BENEFITS	PERSONAL SERVICE CREDITS	TOTAL PERSONAL SERVICES	TOTAL OPERATING EXPENSES	TOTAL	
		FTE	Dollar	FTE						
42-1002-0100	Education - Technology Fee	0	0.00	55,308	1.00	17,744	0	73,052	108,150	181,202
42-1002-0400	Metro Omaha Ed Consortium	0	0.00	0	0.00	0	0	0	180,000	180,000
42-1002-0600	Education - Distance Education Fee	48,626	0.60	158,741	2.39	65,597	0	272,964	59,875	332,839
42-1008-0400	Mentoring/Induction Program	34,394	0.42	0	0.00	20,348	0	54,742	722,219	776,961
42-1009-0200	Counseling Appraisals Fee	0	0.00	0	0.00	0	0	0	7,600	7,600
42-1009-0700	Counseling Practicum	0	0.00	0	0.00	0	0	0	4,050	4,050
42-1010-0300	Scuba Equipment Fee	0	0.00	0	0.00	0	0	0	5,000	5,000
42-1010-0400	Backpacking Trip Fee	0	0.00	0	0.00	0	0	0	5,000	5,000
42-1010-0500	First Aid Lab Fee	0	0.00	0	0.00	0	0	0	12,500	12,500
42-1010-0600	H&K Fitness Center	0	0.00	4,194	0.17	1,345	0	5,539	1,811	7,350
42-1010-0900	Athletic Injuries/Training Lab Fees	0	0.00	0	0.00	0	0	0	2,000	2,000
42-1010-1200	Adv Lifesaving/Lifeguard Training Fee	0	0.00	0	0.00	0	0	0	200	200
42-1010-1300	Outdoor Adventure Activity Fee	0	0.00	0	0.00	0	0	0	6,400	6,400
42-1010-2000	Lab Methods Exercise Science	0	0.00	0	0.00	0	0	0	2,560	2,560
42-1013-0200	Special Education Clinic	0	0.00	0	0.00	0	0	0	11,000	11,000
42-1013-0500	Basic Clinical Practicum	0	0.00	0	0.00	0	0	0	2,000	2,000
TOTAL	83,020	1.02	218,243	3.56	105,034	0	406,297	1,130,365	1,536,662	

UNO-Federal Letter of Credit-796 Federal/Restricted

COST OBJECT	Dollar	FACULTY	NON FACULTY		EMPLOYEE BENEFITS	PERSONAL SERVICE CREDITS	TOTAL PERSONAL SERVICES	TOTAL OPERATING EXPENSES	TOTAL	
		FTE	Dollar	FTE						
44-1010-1007207	NIH: Motor Disorders	41,385	1.00	0	0.00	10,140	0	51,525	0	51,525
44-1010-1008100	NIH:Prosthetic 8/18	47,484	1.00	0	0.00	11,634	0	59,118	0	59,118
44-1010-1009202	NIH: MD COBRE Y7 Admin Core 7/21	0	0.00	62,714	1.00	15,366	0	78,080	0	78,080
44-1010-1009416	NIH: MD COBRE Y8 Hunt 7/22	0	0.00	46,351	1.00	11,355	0	57,706	0	57,706
44-1014-1000100	NIH: ImpvMobility 6/22	0	0.00	60,225	1.00	14,755	0	74,980	0	74,980
TOTAL	88,869	2.00	169,290	3.00	63,250	0	321,409	0	321,409	

UNO-Trust-Grant/Cont/Loan/End-798 Trust/Restricted

COST OBJECT	Dollar	FACULTY	NON FACULTY		EMPLOYEE BENEFITS	PERSONAL SERVICE CREDITS	TOTAL PERSONAL SERVICES	TOTAL OPERATING EXPENSES	TOTAL	
		FTE	Dollar	FTE						
46-1002-2009100	UNF:Sherwood Fdn for MOEC Operations	0	0.00	180,926	2.00	43,965	0	224,891	0	224,891
46-1002-2012100	UNF:Teachers Scholars Academy Fund	0	0.00	71,600	1.00	17,399	0	88,999	0	88,999
46-1002-2013100	UNF:Peter Kiewit MOEC Operating&Capacity	0	0.00	83,599	1.00	20,315	0	103,914	0	103,914
46-1002-2014100	UNF:PKF Omaha STEM Ecosystem	0	0.00	94,265	1.00	22,906	0	117,171	0	117,171
46-1013-0022100	OPS: SWF Career Ladder Spec Educ 5/23	0	0.00	0	0.00	6,173	0	6,173	0	6,173
46-1014-1025100	OVAMC: EF to improve walking-Rahman10/21	50,259	1.00	0	0.00	12,213	0	62,472	0	62,472
47-1001-2002100	UNF:Lois Roskens College of Ed Deanship	0	0.00	15,000	0.00	3,645	0	18,645	0	18,645

COST OBJECT LISTING BY SUB PROGRAM
2023-2024 GENERAL OPERATING BUDGET
UNIVERSITY OF NEBRASKA AT OMAHA

SUBPROGRAM #/NAME: 10 College of Education

		TOTAL								
		50,259	1.00	445,390	5.00	126,616	0	622,265	0	622,265
UNO-Auxiliary-799 Auxiliaries & Services/Restricted										
COST OBJECT		Dollar	FACULTY FTE	NON FACULTY Dollar	FTE	EMPLOYEE BENEFITS	PERSONAL SERVICE CREDITS	TOTAL PERSONAL SERVICES	TOTAL OPERATING EXPENSES	TOTAL
43-1014-0100	Biomechanics Machining /Prototyping	0	0.00	0	1.00	17,256	0	17,256	0	17,256
43-1014-0200	Movement Analysis Service Center	0	0.00	0	1.00	18,447	0	18,447	0	18,447
43-1050-0100	Ed Tech Center Fines	0	0.00	0	0.00	0	0	0	40,000	40,000
TOTAL		0	0.00	0	2.00	35,703	0	35,703	40,000	75,703
SUB PROGRAM TOTAL		8,290,844	106	4,050,646	62	2,903,856	0	15,245,346	1,713,524	16,958,870

SUBPROGRAM #/NAME: 12 Graduate Studies

UNO-State General Fund-791 State & University Generated/Unrestricted										
COST OBJECT		Dollar	FACULTY FTE	NON FACULTY Dollar	FTE	EMPLOYEE BENEFITS	PERSONAL SERVICE CREDITS	TOTAL PERSONAL SERVICES	TOTAL OPERATING EXPENSES	TOTAL
41-1201-0100	Dean Graduate College	0	0.00	602,675	6.54	142,894	0	745,569	17,538	763,107
41-1201-0300	Graduate College - Grad Assistantships	0	0.00	607,791	13.44	144,107	0	751,898	0	751,898
41-1205-0100	Office of Research & Creative Activity	0	0.00	579,349	7.69	137,364	0	716,713	37,003	753,716
41-1205-0150	ORCA - Administration	0	0.00	1,097	10.25	262	0	1,359	0	1,359
41-1206-0100	Graduate Education Improvement	0	0.00	5,802	0.34	1,377	0	7,179	38,369	45,548
TOTAL		0	0.00	1,796,714	38.26	426,004	0	2,222,718	92,910	2,315,628

UNO-State General Fund-791 Revolving/Designated

COST OBJECT		Dollar	FACULTY FTE	NON FACULTY Dollar	FTE	EMPLOYEE BENEFITS	PERSONAL SERVICE CREDITS	TOTAL PERSONAL SERVICES	TOTAL OPERATING EXPENSES	TOTAL
42-1202-0500	Graduate Student Services SASF	0	0.00	296,160	5.79	95,011	0	391,171	70,325	461,496
42-1202-0700	Grad Studies Distance Education Fee	0	0.00	47,947	1.00	15,382	0	63,329	99,500	162,829
42-1207-0100	Student Research Fund	0	0.00	73,868	1.39	23,697	0	97,565	473,944	571,509
TOTAL		0	0.00	417,975	8.18	134,090	0	552,065	643,769	1,195,834

UNO-Auxiliary-799 Auxiliaries & Services/Restricted

COST OBJECT		Dollar	FACULTY FTE	NON FACULTY Dollar	FTE	EMPLOYEE BENEFITS	PERSONAL SERVICE CREDITS	TOTAL PERSONAL SERVICES	TOTAL OPERATING EXPENSES	TOTAL
43-1205-0100	Animal Care Service Center	0	0.00	0	4.00	58,230	0	58,230	0	58,230
TOTAL		0	0.00	0	4.00	58,230	0	58,230	0	58,230
SUB PROGRAM TOTAL		0	0	2,214,689	50	618,324	0	2,833,013	736,679	3,569,692

SUBPROGRAM #/NAME: 16 Criss Library

UNO-State General Fund-791 State & University Generated/Unrestricted										
COST OBJECT		Dollar	FACULTY FTE	NON FACULTY Dollar	FTE	EMPLOYEE BENEFITS	PERSONAL SERVICE CREDITS	TOTAL PERSONAL SERVICES	TOTAL OPERATING EXPENSES	TOTAL
41-1601-0100	Criss Library General	737,164	11.10	1,778,135	35.15	596,378	0	3,111,677	227,576	3,339,253
41-1602-0100	Library Books & Serials	0	0.00	0	0.00	0	0	0	504,804	504,804
TOTAL		737,164	11.10	1,778,135	35.15	596,378	0	3,111,677	732,380	3,844,057

UNO-State General Fund-791 Revolving/Designated

COST OBJECT		Dollar	FACULTY FTE	NON FACULTY Dollar	FTE	EMPLOYEE BENEFITS	PERSONAL SERVICE CREDITS	TOTAL PERSONAL SERVICES	TOTAL OPERATING EXPENSES	TOTAL
-------------	--	--------	----------------	-----------------------	-----	----------------------	--------------------------------	-------------------------------	--------------------------------	-------

COST OBJECT LISTING BY SUB PROGRAM
2023-2024 GENERAL OPERATING BUDGET
UNIVERSITY OF NEBRASKA AT OMAHA

SUBPROGRAM #/NAME: 16 Criss Library

UNO-State General Fund-791 Revolving/Designated

COST OBJECT	Dollar	FACULTY	NON FACULTY		EMPLOYEE BENEFITS	PERSONAL SERVICE CREDITS	TOTAL PERSONAL SERVICES	TOTAL OPERATING EXPENSES	TOTAL
		FTE	Dollar	FTE					
42-1601-0200 Library Fines and Lost Books	0	0.00	0	0.00	0	0	0	10,000	10,000
42-1601-0400 Resource Sharing	0	0.00	0	0.00	0	0	0	10,000	10,000
42-1601-0500 Thesis Binding	0	0.00	0	0.00	0	0	0	500	500
42-1601-0600 Library - Technology Fee	0	0.00	0	0.00	0	0	0	138,000	138,000
42-1601-0700 Library Fee	57,150	1.00	41,375	1.00	31,608	0	130,133	2,237,697	2,367,830
42-1601-0750 Library Distance Education Fee	0	0.00	0	0.00	0	0	0	127,550	127,550
42-1601-0800 Library Copy & Print Services	0	0.00	0	0.00	0	0	0	20,000	20,000
42-1601-0900 Library Dual Enrollment	0	0.00	0	0.00	0	0	0	14,000	14,000
TOTAL	57,150	1.00	41,375	1.00	31,608	0	130,133	2,557,747	2,687,880
SUB PROGRAM TOTAL	794,314	12	1,819,510	36	627,986	0	3,241,810	3,290,127	6,531,937

SUBPROGRAM #/NAME: 21 Summer Sessions

UNO-State General Fund-791 State & University Generated/Unrestricted

COST OBJECT	Dollar	FACULTY	NON FACULTY		EMPLOYEE BENEFITS	PERSONAL SERVICE CREDITS	TOTAL PERSONAL SERVICES	TOTAL OPERATING EXPENSES	TOTAL
		FTE	Dollar	FTE					
41-2101-0100 Summer Instruction	2,562,742	27.75	0	0.00	607,627	0	3,170,369	0	3,170,369
TOTAL	2,562,742	27.75	0	0.00	607,627	0	3,170,369	0	3,170,369
SUB PROGRAM TOTAL	2,562,742	28	0	0	607,627	0	3,170,369	0	3,170,369

SUBPROGRAM #/NAME: 22 Other Instruction or Research

UNO-State General Fund-791 State & University Generated/Unrestricted

COST OBJECT	Dollar	FACULTY	NON FACULTY		EMPLOYEE BENEFITS	PERSONAL SERVICE CREDITS	TOTAL PERSONAL SERVICES	TOTAL OPERATING EXPENSES	TOTAL
		FTE	Dollar	FTE					
41-2201-0100 Part Time and Temporary Instruction	496,407	0.00	0	0.00	117,698	0	614,105	659,647	1,273,752
41-2201-0102 Bak Museum: The Learning Center	0	0.00	180,500	1.00	42,797	0	223,297	0	223,297
41-2201-0106 Big Idea - Business of Healthcare	0	0.00	1,979	1.00	470	0	2,449	0	2,449
41-2201-0209 CBA Prep Academy.3.J-3	0	0.00	4,828	1.00	1,145	0	5,973	0	5,973
41-2201-0350 Distinguished Faculty	0	0.00	0	0.00	0	0	0	150,000	150,000
41-2201-0600 Chairs	20,000	0.00	0	0.00	4,743	0	24,743	0	24,743
41-2201-0800 Special Faculty Development	0	0.00	0	0.00	0	0	0	636,734	636,734
41-2201-1600 Priority Funding	0	0.00	0	0.00	0	0	0	51,634	51,634
41-2201-2000 Chancellor Program Support	0	0.00	1,003,728	0.00	0	0	1,003,728	570,618	1,574,346
41-2201-2100 Strategic Planning Initiatives	265,398	0.00	0	0.00	0	0	265,398	335,263	600,661
41-2201-2400 Campus Allocation-Reserve	0	0.00	0	0.00	0	0	0	108,488	108,488
41-2202-0100 Community Engagement Center	0	0.00	321,428	4.28	76,210	0	397,638	0	397,638
41-2202-0110 Volunteer and Civic Engagement Programs	0	0.00	45,320	1.00	10,746	0	56,066	0	56,066
41-2205-0100 STEM Education	0	0.00	0	1.00	0	0	0	0	0
41-2209-0100 Honors Program	0	0.00	197,321	2.50	46,784	0	244,105	44,508	288,613
41-2210-0100 Univ Comm for the Advncmnt of Teaching	0	0.00	0	0.00	0	0	0	20,000	20,000
41-2210-0200 Center for Faculty Excellence	0	0.00	185,009	2.33	43,865	0	228,874	36,056	264,930
41-2210-0400 Service Learning Academy	0	0.00	242,100	3.33	57,402	0	299,502	4,551	304,053
41-2210-0450 The Collaborative	0	0.00	48,451	0.74	11,487	0	59,938	1,983	61,921
41-2212-0100 Aerospace Studies (AFROTC)	0	0.00	43,932	1.01	10,415	0	54,347	3,499	57,846
41-2290-0100 Unemployment Compensation	0	0.00	0	0.00	23,341	0	23,341	0	23,341
41-2290-0200 Workers' Compensation	0	0.00	0	0.00	226,723	0	226,723	0	226,723
41-2290-0300 Unemployment Compensation	0	0.00	0	0.00	2,679	0	2,679	0	2,679

COST OBJECT LISTING BY SUB PROGRAM
2023-2024 GENERAL OPERATING BUDGET
UNIVERSITY OF NEBRASKA AT OMAHA

SUBPROGRAM #/NAME: 22 Other Instruction or Research

UNO-State General Fund-791 State & University Generated/Unrestricted

COST OBJECT	Dollar	FACULTY	NON FACULTY		EMPLOYEE BENEFITS	PERSONAL SERVICE CREDITS	TOTAL PERSONAL SERVICES	TOTAL OPERATING EXPENSES	TOTAL
		FTE	Dollar	FTE					
41-2290-0400 Workers' Compensation	0	0.00	0	0.00	26,287	0	26,287	0	26,287
TOTAL	781,805	0.00	2,274,596	19.19	702,792	0	3,759,193	2,622,981	6,382,174

UNO-State General Fund-791 Revolving/Designated

COST OBJECT	Dollar	FACULTY	NON FACULTY		EMPLOYEE BENEFITS	PERSONAL SERVICE CREDITS	TOTAL PERSONAL SERVICES	TOTAL OPERATING EXPENSES	TOTAL
		FTE	Dollar	FTE					
42-2201-0100 IS Technology Fee	0	0.00	0	0.00	0	0	0	2,085,525	2,085,525
42-2201-0250 Kiewit Data Literacy project	0	0.00	0	0.00	0	0	0	17,466	17,466
42-2201-0500 Dual Enrollment Program	0	0.00	372,109	5.44	119,376	0	491,485	696,465	1,187,950
42-2201-0700 V/C AA - Technology Fee	0	0.00	0	0.00	0	0	0	275,000	275,000
42-2201-0900 Undergraduate Support SASF	0	0.00	4,075	0.08	1,308	0	5,383	88,044	93,427
42-2202-0100 CEC Usage - Revolving	0	0.00	144,651	3.90	46,406	0	191,057	30,695	221,752
TOTAL	0	0.00	520,835	9.43	167,090	0	687,925	3,193,195	3,881,120

UNO-State General Fund-791 Cash & Student Contracts/Designated

COST OBJECT	Dollar	FACULTY	NON FACULTY		EMPLOYEE BENEFITS	PERSONAL SERVICE CREDITS	TOTAL PERSONAL SERVICES	TOTAL OPERATING EXPENSES	TOTAL
		FTE	Dollar	FTE					
41-2201-1200 Facilities & Administrative Cost	0	0.00	0	0.00	0	0	0	5,700,124	5,700,124
TOTAL	0	0.00	0	0.00	0	0	0	5,700,124	5,700,124

UNO-Trust-Grant/Cont/Loan/End-798 Trust/Restricted

COST OBJECT	Dollar	FACULTY	NON FACULTY		EMPLOYEE BENEFITS	PERSONAL SERVICE CREDITS	TOTAL PERSONAL SERVICES	TOTAL OPERATING EXPENSES	TOTAL
		FTE	Dollar	FTE					
47-2210-2006100 UNF:Service Learning Academy Fund	0	0.00	194,264	3.00	47,207	0	241,471	0	241,471
47-2210-2022100 UNF:Weitz Fellow Service Learning Acad	0	0.00	37,500	1.00	9,114	0	46,614	0	46,614
TOTAL	0	0.00	231,764	4.00	56,321	0	288,085	0	288,085

SUB PROGRAM TOTAL 781,805 0 3,027,195 33 926,203 0 4,735,203 11,516,300 16,251,503

SUBPROGRAM #/NAME: 23 Student Aid

UNO-State General Fund-791 State & University Generated/Unrestricted

COST OBJECT	Dollar	FACULTY	NON FACULTY		EMPLOYEE BENEFITS	PERSONAL SERVICE CREDITS	TOTAL PERSONAL SERVICES	TOTAL OPERATING EXPENSES	TOTAL
		FTE	Dollar	FTE					
41-2315-0100 Need Based Scholarships UTAG	0	0.00	0	0.00	0	0	0	678,662	678,662
41-2315-0200 Need Based Aid - UAG	0	0.00	0	0.00	0	0	0	2,913,418	2,913,418
41-2315-0300 Need Based Aid - College Bound NE	0	0.00	0	0.00	0	0	0	4,175,920	4,175,920
TOTAL	0	0.00	0	0.00	0	0	0	7,768,000	7,768,000

SUB PROGRAM TOTAL 0 0 0 0 0 0 0 7,768,000 7,768,000

SUBPROGRAM #/NAME: 24 International Programs

UNO-State General Fund-791 State & University Generated/Unrestricted

COST OBJECT	Dollar	FACULTY	NON FACULTY		EMPLOYEE BENEFITS	PERSONAL SERVICE CREDITS	TOTAL PERSONAL SERVICES	TOTAL OPERATING EXPENSES	TOTAL
		FTE	Dollar	FTE					
41-2401-0100 International Programs	26,083	0.51	425,121	6.40	106,981	0	558,185	1,000	559,185
41-2401-0200 IP F&A Allocation	0	0.00	-73,925	1.11	-17,525	0	-91,450	0	-91,450
41-2402-0200 International Advising	0	0.00	211,379	2.98	50,118	0	261,497	3,000	264,497

COST OBJECT LISTING BY SUB PROGRAM
2023-2024 GENERAL OPERATING BUDGET
UNIVERSITY OF NEBRASKA AT OMAHA

SUBPROGRAM #/NAME: 24 International Programs

UNO-State General Fund-791 State & University Generated/Unrestricted

COST OBJECT	Dollar	FACULTY	NON FACULTY		EMPLOYEE BENEFITS	PERSONAL SERVICE CREDITS	TOTAL PERSONAL SERVICES	TOTAL OPERATING EXPENSES	TOTAL
		FTE	Dollar	FTE					
41-2402-0400 Study Abroad	0	0.00	90,051	1.71	21,352	0	111,403	2,000	113,403
TOTAL	26,083	0.51	652,626	12.20	160,926	0	839,635	6,000	845,635

UNO-State General Fund-791 Revolving/Designated

COST OBJECT	Dollar	FACULTY	NON FACULTY		EMPLOYEE BENEFITS	PERSONAL SERVICE CREDITS	TOTAL PERSONAL SERVICES	TOTAL OPERATING EXPENSES	TOTAL
		FTE	Dollar	FTE					
42-2402-0150 International Student Fee	0	0.00	50,647	1.81	16,250	0	66,897	14,787	81,684
42-2402-0175 International Programs SASF	0	0.00	32,610	0.70	10,462	0	43,072	351	43,423
42-2402-0200 IP Study Abroad	0	0.00	23,497	0.85	7,537	0	31,034	21,000	52,034
42-2402-0800 Afghan Immersion Course	0	0.00	1,192	0.50	11,616	0	12,808	0	12,808
42-2405-0100 Intensive Language Program (ILUNO)	0	0.00	231,206	4.06	74,173	0	305,379	9,363	314,742
42-2406-0100 International Professional Development	45,000	0.00	32,728	0.50	24,936	0	102,664	15,636	118,300
TOTAL	45,000	0.00	371,880	8.42	144,974	0	561,854	61,137	622,991

UNO-Federal Advance-797 Federal/Restricted

COST OBJECT	Dollar	FACULTY	NON FACULTY		EMPLOYEE BENEFITS	PERSONAL SERVICE CREDITS	TOTAL PERSONAL SERVICES	TOTAL OPERATING EXPENSES	TOTAL
		FTE	Dollar	FTE					
45-2402-1030100 DOS: YSEALI Acad Fellows 7/23	0	0.00	107,453	2.00	26,325	0	133,778	0	133,778
45-2402-1032100 UNO Pakistan TEA Program 12/22	0	0.00	22,681	0.49	5,557	0	28,238	0	28,238
45-2402-1034100 DOS: Pakistan Female Environmental 09/24	0	0.00	25,305	0.50	6,199	0	31,504	0	31,504
45-2402-1035100 DOS: Pakistan TEA 2 06/24	0	0.00	20,244	0.40	4,959	0	25,203	0	25,203
TOTAL	0	0.00	175,683	3.39	43,040	0	218,723	0	218,723
SUB PROGRAM TOTAL	71,083	1	1,200,189	24	348,940	0	1,620,212	67,137	1,687,349

SUBPROGRAM #/NAME: 26 Continuing Studies

UNO-State General Fund-791 State & University Generated/Unrestricted

COST OBJECT	Dollar	FACULTY	NON FACULTY		EMPLOYEE BENEFITS	PERSONAL SERVICE CREDITS	TOTAL PERSONAL SERVICES	TOTAL OPERATING EXPENSES	TOTAL
		FTE	Dollar	FTE					
41-2601-0100 Division of Continuing Studies	258,550	0.00	71,759	0.75	78,317	0	408,626	24,571	433,197
41-2601-1400 Continuing Studies Distance Education	0	0.00	0	0.00	0	0	0	261,806	261,806
41-2602-0300 Continuing Education - Degree Prgm/BMS	0	0.00	328,159	6.17	77,805	0	405,964	17,234	423,198
41-2606-0100 Offutt Programs	0	0.00	147,516	2.50	34,977	0	182,493	3,618	186,111
TOTAL	258,550	0.00	547,434	9.42	191,099	0	997,083	307,229	1,304,312

UNO-State General Fund-791 Revolving/Designated

COST OBJECT	Dollar	FACULTY	NON FACULTY		EMPLOYEE BENEFITS	PERSONAL SERVICE CREDITS	TOTAL PERSONAL SERVICES	TOTAL OPERATING EXPENSES	TOTAL
		FTE	Dollar	FTE					
42-2601-0400 DCS - Distance Education Fee	0	0.00	419,006	7.24	134,342	0	553,348	48,085	601,433
42-2606-0100 Offutt AFB - Testing Svcs	0	0.00	9,111	0.35	373	0	9,484	11,981	21,465
42-2607-0100 Continuing Education - Non Credit	0	0.00	0	0.00	0	0	0	13,245,349	13,245,349
TOTAL	0	0.00	428,117	7.59	134,715	0	562,832	13,305,415	13,868,247
SUB PROGRAM TOTAL	258,550	0	975,551	17	325,814	0	1,559,915	13,612,644	15,172,559

SUBPROGRAM #/NAME: 30 Distance Education

COST OBJECT LISTING BY SUB PROGRAM
2023-2024 GENERAL OPERATING BUDGET
UNIVERSITY OF NEBRASKA AT OMAHA

SUBPROGRAM #/NAME: 30 Distance Education

UNO-State General Fund-791 State & University Generated/Unrestricted

COST OBJECT	Dollar	FACULTY	NON FACULTY		EMPLOYEE BENEFITS	PERSONAL SERVICE CREDITS	TOTAL PERSONAL SERVICES	TOTAL OPERATING EXPENSES	TOTAL
		FTE	Dollar	FTE					
41-3001-0100 Distance Education	0	0.00	269,635	2.40	63,931	0	333,566	312,661	646,227
41-3001-0110 Digital Pathways	0	0.00	6,216	0.07	1,474	0	7,690	0	7,690
TOTAL	0	0.00	275,851	2.47	65,405	0	341,256	312,661	653,917

UNO-State General Fund-791 Revolving/Designated

COST OBJECT	Dollar	FACULTY	NON FACULTY		EMPLOYEE BENEFITS	PERSONAL SERVICE CREDITS	TOTAL PERSONAL SERVICES	TOTAL OPERATING EXPENSES	TOTAL
		FTE	Dollar	FTE					
42-3001-0100 Distance Education Fee	0	0.00	353,470	5.39	114,782	0	468,252	213,845	682,097
TOTAL	0	0.00	353,470	5.39	114,782	0	468,252	213,845	682,097

SUB PROGRAM TOTAL

0	0	629,321	8	180,187	0	809,508	526,506	1,336,014
----------	----------	----------------	----------	----------------	----------	----------------	----------------	------------------

SUBPROGRAM #/NAME: 32 Research Initiative

UNO-State General Fund-791 State & University Generated/Unrestricted

COST OBJECT	Dollar	FACULTY	NON FACULTY		EMPLOYEE BENEFITS	PERSONAL SERVICE CREDITS	TOTAL PERSONAL SERVICES	TOTAL OPERATING EXPENSES	TOTAL
		FTE	Dollar	FTE					
41-3210-0290 Decrease Step Width (1891)	0	0.00	0	2.00	2	0	2	0	2
TOTAL	0	0.00	0	2.00	2	0	2	0	2

SUB PROGRAM TOTAL

0	0	0	2	2	0	2	0	2
----------	----------	----------	----------	----------	----------	----------	----------	----------

SUBPROGRAM #/NAME: 33 Physical Plant Administration

UNO-State General Fund-791 State & University Generated/Unrestricted

COST OBJECT	Dollar	FACULTY	NON FACULTY		EMPLOYEE BENEFITS	PERSONAL SERVICE CREDITS	TOTAL PERSONAL SERVICES	TOTAL OPERATING EXPENSES	TOTAL
		FTE	Dollar	FTE					
41-3301-0100 Plant Operations and Construction	0	0.00	353,453	4.00	88,272	0	441,725	51,165	492,890
41-3305-0100 Building Repairs & Maintenance	0	0.00	568,681	8.00	134,835	0	703,516	571,286	1,274,802
41-3305-1300 O&M	0	0.00	0	0.00	0	0	0	900,000	900,000
41-3306-0100 Custodial	0	0.00	2,348,308	64.50	581,029	0	2,929,337	334,880	3,264,217
41-3307-0100 Grounds	0	0.00	789,703	20.02	203,549	0	993,252	590,000	1,583,252
41-3308-0100 Power Plant	0	0.00	1,598,831	21.80	379,082	0	1,977,913	82,486	2,060,399
41-3309-0100 Utilities	0	0.00	0	0.00	0	0	0	5,981,557	5,981,557
41-3390-0100 Unemployment Compensation	0	0.00	0	0.00	1,707	0	1,707	0	1,707
41-3390-0200 Workers' Compensation	0	0.00	0	0.00	16,429	0	16,429	0	16,429
TOTAL	0	0.00	5,658,976	118.32	1,404,903	0	7,063,879	8,511,374	15,575,253

UNO-Auxiliary-799 Auxiliaries & Services/Restricted

COST OBJECT	Dollar	FACULTY	NON FACULTY		EMPLOYEE BENEFITS	PERSONAL SERVICE CREDITS	TOTAL PERSONAL SERVICES	TOTAL OPERATING EXPENSES	TOTAL
		FTE	Dollar	FTE					
43-3312-0300 Baxter Arena	0	0.00	0	0.00	0	0	0	117,300	117,300
43-3350-0100 Parking and Transit Operations	0	0.00	520,322	13.76	160,159	0	680,481	2,196,129	2,876,610
TOTAL	0	0.00	520,322	13.76	160,159	0	680,481	2,313,429	2,993,910

SUB PROGRAM TOTAL

0	0	6,179,298	132	1,565,062	0	7,744,360	10,824,803	18,569,163
----------	----------	------------------	------------	------------------	----------	------------------	-------------------	-------------------

SUBPROGRAM #/NAME: 41 Executive Administration

COST OBJECT LISTING BY SUB PROGRAM
2023-2024 GENERAL OPERATING BUDGET
UNIVERSITY OF NEBRASKA AT OMAHA

SUBPROGRAM #/NAME: 41 Executive Administration

UNO-State General Fund-791 State & University Generated/Unrestricted

COST OBJECT	Dollar	FACULTY	NON FACULTY		EMPLOYEE BENEFITS	PERSONAL SERVICE CREDITS	TOTAL PERSONAL SERVICES	TOTAL OPERATING EXPENSES	TOTAL
		FTE	Dollar	FTE					
41-4101-0100 Chancellor	0	0.00	1,050,633	6.29	249,106	0	1,299,739	9,801	1,309,540
41-4101-0200 Diversity & Equal Opportunity	0	0.00	342,887	3.00	81,298	0	424,185	10,843	435,028
41-4101-0250 Compliance	0	0.00	292,170	2.81	69,275	0	361,445	0	361,445
41-4101-0270 Compliance F&A	0	0.00	0	1.00	1	0	1	0	1
41-4101-0300 Honors Awards & Recognition	13,149	0.00	0	0.00	3,118	0	16,267	0	16,267
41-4101-0700 Strategic Recruitment/Retention Fund	0	0.00	13,557	0.00	3,215	0	16,772	0	16,772
41-4101-0800 Strategic Planning	0	0.00	0	0.00	0	0	0	10,690	10,690
41-4101-1000 Chancellor's Comm On Status of Women	0	0.00	0	0.00	0	0	0	2,000	2,000
41-4101-1200 Chancellor FAR	15,450	0.00	0	0.00	3,662	0	19,112	4,000	23,112
41-4105-0100 Ombudsman	0	0.00	11,563	0.00	2,742	0	14,305	6,052	20,357
TOTAL	28,599	0.00	1,710,810	13.11	412,417	0	2,151,826	43,386	2,195,212

UNO-State General Fund-791 Revolving/Designated

COST OBJECT	Dollar	FACULTY	NON FACULTY		EMPLOYEE BENEFITS	PERSONAL SERVICE CREDITS	TOTAL PERSONAL SERVICES	TOTAL OPERATING EXPENSES	TOTAL
		FTE	Dollar	FTE					
42-4101-0250 Compliance SASF	0	0.00	81,689	1.00	18,475	0	100,164	0	100,164
TOTAL	0	0.00	81,689	1.00	18,475	0	100,164	0	100,164

UNO-State General Fund-791 Cash & Student Contracts/Designated

COST OBJECT	Dollar	FACULTY	NON FACULTY		EMPLOYEE BENEFITS	PERSONAL SERVICE CREDITS	TOTAL PERSONAL SERVICES	TOTAL OPERATING EXPENSES	TOTAL
		FTE	Dollar	FTE					
41-4101-0400 Indirect Cost	0	0.00	0	0.00	0	0	0	18,880	18,880
TOTAL	0	0.00	0	0.00	0	0	0	18,880	18,880

UNO-Trust-Grant/Cont/Loan/End-798 Trust/Restricted

COST OBJECT	Dollar	FACULTY	NON FACULTY		EMPLOYEE BENEFITS	PERSONAL SERVICE CREDITS	TOTAL PERSONAL SERVICES	TOTAL OPERATING EXPENSES	TOTAL
		FTE	Dollar	FTE					
47-4101-2006100 UNF:J Becker Cba Deanship	0	0.00	13,000	0.00	3,159	0	16,159	0	16,159
47-4101-2020100 UNF:Jim & Shirley Young Mentor Program	0	0.00	40,000	0.84	9,720	0	49,720	0	49,720
TOTAL	0	0.00	53,000	0.84	12,879	0	65,879	0	65,879

SUB PROGRAM TOTAL 28,599 0 1,845,499 15 443,771 0 2,317,869 62,266 2,380,135

SUBPROGRAM #/NAME: 42 Student Success

UNO-State General Fund-791 State & University Generated/Unrestricted

COST OBJECT	Dollar	FACULTY	NON FACULTY		EMPLOYEE BENEFITS	PERSONAL SERVICE CREDITS	TOTAL PERSONAL SERVICES	TOTAL OPERATING EXPENSES	TOTAL
		FTE	Dollar	FTE					
41-4201-0100 Student Life & Wellbeing	0	0.00	530,152	2.90	126,615	0	656,767	57,487	714,254
41-4201-0105 Strategic Retention Programs	0	0.00	76,533	1.00	18,147	0	94,680	0	94,680
41-4201-0107 SL & WB Collaborative Costs	0	0.00	6,478	0.00	1,536	0	8,014	49,925	57,939
41-4201-0180 Success Academies	0	0.00	115,360	1.66	27,352	0	142,712	20,128	162,840
41-4201-0210 Student Employment	0	0.00	0	0.00	0	0	0	500	500
41-4201-0220 Office of Hardship & Resiliency Support	0	0.00	95,000	1.00	22,525	0	117,525	7,000	124,525
41-4201-0600 Student Life & Wellbeing Events	0	0.00	0	0.00	0	0	0	30,000	30,000
41-4201-1401 Maverick Food Pantry	0	0.00	47,380	1.00	11,234	0	58,614	0	58,614
41-4202-0100 Commencement	0	0.00	0	0.00	0	0	0	20,000	20,000
41-4202-0200 Honors Convocation	0	0.00	0	0.00	0	0	0	7,146	7,146
41-4203-0000 Strategic Institution & Student Success	0	0.00	362,457	1.00	85,939	0	448,396	8,711	457,107

COST OBJECT LISTING BY SUB PROGRAM
2023-2024 GENERAL OPERATING BUDGET
UNIVERSITY OF NEBRASKA AT OMAHA

SUBPROGRAM #/NAME: 42 Student Success

UNO-State General Fund-791 State & University Generated/Unrestricted

COST OBJECT	Dollar	FACULTY	NON FACULTY		EMPLOYEE BENEFITS	PERSONAL	TOTAL	TOTAL	TOTAL	
		FTE	Dollar	FTE		SERVICE CREDITS	PERSONAL SERVICES	OPERATING EXPENSES		
41-4203-0100	Enrollment Management	0	0.00	38,670	1.00	9,169	0	47,839	8,345	56,184
41-4203-0200	Business Systems Intelligence	0	0.00	212,940	2.43	50,489	0	263,429	0	263,429
41-4204-0100	Student Conduct & Case Management	0	0.00	21,840	0.25	5,179	0	27,019	7,000	34,019
41-4205-0100	Teacher Placement	0	0.00	43,448	0.75	10,301	0	53,749	5,452	59,201
41-4206-0200	Accessibility Services Center	0	0.00	361,354	7.64	85,676	0	447,030	74,408	521,438
41-4206-0300	Testing Center	0	0.00	24,572	0.32	5,826	0	30,398	0	30,398
41-4207-0200	Student Ldrshp, Involment & Inclusion	0	0.00	257,520	4.50	61,058	0	318,578	13,997	332,575
41-4207-0210	UNO Pow Wow	0	0.00	0	0.00	0	0	0	25,000	25,000
41-4207-0400	Summer Scholars	0	0.00	7,396	0.30	1,754	0	9,150	58,371	67,521
41-4207-0500	Cultural Awareness Programming	0	0.00	0	0.00	0	0	0	10,825	10,825
41-4208-0100	Recruitment Services	0	0.00	296,474	6.77	70,293	0	366,767	25,688	392,455
41-4230-0400	Catalog	0	0.00	0	0.00	0	0	0	11,783	11,783
41-4231-0100	Office of the University Registrar	0	0.00	454,678	8.38	107,802	0	562,480	0	562,480
41-4232-0100	Undergraduate Admissions	0	0.00	212,017	5.01	50,270	0	262,287	827	263,114
41-4232-0200	Campus Visits	0	0.00	71,057	0.56	16,847	0	87,904	0	87,904
41-4233-0100	Financial Support and Scholarships	0	0.00	834,287	15.46	197,808	0	1,032,095	40,391	1,072,486
41-4234-0100	Military-Connected Resource Center	0	0.00	90,023	0.97	13,489	0	103,512	27,768	131,280
41-4236-0100	Academic & Career Development Center	0	0.00	324,646	5.22	76,973	0	401,619	94,748	496,367
41-4250-0400	Convocation	0	0.00	0	0.00	0	0	0	30,000	30,000
41-4290-0100	Unemployment Compensation	0	0.00	0	0.00	2,645	0	2,645	0	2,645
41-4290-0200	Workers' Compensation	0	0.00	0	0.00	23,001	0	23,001	0	23,001
TOTAL		0	0.00	4,484,282	68.11	1,081,928	0	5,566,210	635,500	6,201,710

UNO-State General Fund-791 Revolving/Designated

COST OBJECT	Dollar	FACULTY	NON FACULTY		EMPLOYEE BENEFITS	PERSONAL	TOTAL	TOTAL	TOTAL	
		FTE	Dollar	FTE		SERVICE CREDITS	PERSONAL SERVICES	OPERATING EXPENSES		
42-4201-0100	Student Life & Wellbeing Technology	0	0.00	10,326	0.19	3,313	0	13,639	56,361	70,000
42-4201-0140	Gender and Sexuality Resource Cntr- SASF	0	0.00	201,750	2.96	55,621	0	257,371	19,797	277,168
42-4201-0210	Student Employment	0	0.00	60,337	0.91	19,356	0	79,693	12,236	91,929
42-4201-1000	Incident Command Emergency Planning SASF	0	0.00	0	0.00	0	0	0	30,000	30,000
42-4203-0100	Enrollment Management SASF	0	0.00	112,528	2.00	36,100	0	148,628	132,938	281,566
42-4203-0105	SISS SASF	0	0.00	64,375	1.00	18,007	0	82,382	0	82,382
42-4203-0200	Business Systems Intelligence SASF	0	0.00	241,479	3.29	69,693	0	311,172	78,019	389,191
42-4203-0300	Marketing SASF	0	0.00	62,739	0.56	20,127	0	82,866	0	82,866
42-4203-0500	Enrollment Deposit Fee	0	0.00	167,626	2.06	50,107	0	217,733	325,053	542,786
42-4205-0100	Teacher Placement Career Fair	0	0.00	0	0.00	0	0	0	8,000	8,000
42-4206-0100	Testing	0	0.00	46,880	1.00	15,240	0	62,120	21,611	83,731
42-4206-0150	Testing Center SASF	0	0.00	93,391	1.70	28,370	0	121,761	760	122,521
42-4206-0175	TOEFL & TOEIC Testing	0	0.00	0	0.00	0	0	0	6,000	6,000
42-4206-0200	Computer-Based Testing Program	0	0.00	67,092	2.13	14,442	0	81,534	3,352	84,886
42-4206-0600	Accessibility Services # DE Fee	0	0.00	114,001	1.81	43,008	0	157,009	0	157,009
42-4207-0400	Counseling and Psychological Services	0	0.00	565,228	6.71	154,064	0	719,292	338,877	1,058,169
42-4207-0450	Counseling & Psychological Svcs # DE Fee	0	0.00	259,661	3.89	83,330	0	342,991	0	342,991
42-4208-0100	Enrollment Services SASF	0	0.00	77,063	1.00	22,241	0	99,304	11,771	111,075
42-4208-0200	Recruitment Services SASF	0	0.00	132,950	2.43	35,999	0	168,949	138,736	307,685
42-4208-0210	Recruitment/Admit Events SASF	0	0.00	0	0.00	0	0	0	95,000	95,000
42-4208-0300	New Student Programming SASF	0	0.00	192,497	3.05	47,235	0	239,732	61,252	300,984
42-4208-0500	Campus Tour/Visit Program SASF	0	0.00	134,900	5.09	36,430	0	171,330	51,754	223,084
42-4231-0100	Office of the University Registrar SASF	0	0.00	279,036	4.95	83,322	0	362,358	60,062	422,420
42-4231-0200	Transcript Charges	0	0.00	92,642	1.63	27,582	0	120,224	20,420	140,644

COST OBJECT LISTING BY SUB PROGRAM
2023-2024 GENERAL OPERATING BUDGET
UNIVERSITY OF NEBRASKA AT OMAHA

SUBPROGRAM #/NAME: 42 Student Success

UNO-State General Fund-791 Revolving/Designated

COST OBJECT	Dollar	FACULTY	NON FACULTY		EMPLOYEE BENEFITS	PERSONAL SERVICE CREDITS	TOTAL PERSONAL SERVICES	TOTAL OPERATING EXPENSES	TOTAL
		FTE	Dollar	FTE					
42-4231-0300 Articulation Activities SASF	0	0.00	33,546	0.52	9,682	0	43,228	4,343	47,571
42-4232-0100 Undergraduate Admissions SASF	0	0.00	184,113	4.24	59,065	0	243,178	59,331	302,509
42-4232-0250 UG Admissions Distance Education Fee	0	0.00	39,520	0.95	11,405	0	50,925	0	50,925
42-4233-0100 W/S & SEOG 60%	0	0.00	31,061	0.52	8,964	0	40,025	0	40,025
42-4233-0200 Pell Administrative Allocation	0	0.00	22,786	0.39	6,727	0	29,513	0	29,513
42-4233-0400 Financial Support and Scholarships SASF	0	0.00	238,284	4.35	76,444	0	314,728	13,159	327,887
42-4234-0100 Military # Connected Rsrc Cntr # DE Fee	0	0.00	21,193	0.28	6,602	0	27,795	0	27,795
42-4236-0100 Career Fair	0	0.00	146,161	1.81	46,889	0	193,050	25,247	218,297
42-4236-0301 ACDC SASF	0	0.00	44,500	1.00	12,203	0	56,703	3,500	60,203
42-4250-0100 Student Ldrshp, Involv & Inclusion Rev	0	0.00	187,204	2.00	36,560	0	223,764	451,122	674,886
42-4250-0400 Spirit, Tradition and Signature Events	0	0.00	177,570	2.50	40,368	0	217,938	20,116	238,054
TOTAL	0	0.00	4,102,439	66.93	1,178,496	0	5,280,935	2,048,817	7,329,752

UNO-State General Fund-791 Cash & Student Contracts/Designated

COST OBJECT	Dollar	FACULTY	NON FACULTY		EMPLOYEE BENEFITS	PERSONAL SERVICE CREDITS	TOTAL PERSONAL SERVICES	TOTAL OPERATING EXPENSES	TOTAL
		FTE	Dollar	FTE					
41-4201-0400 Indirect Cost	0	0.00	0	0.00	0	0	0	25,020	25,020
TOTAL	0	0.00	0	0.00	0	0	0	25,020	25,020

UNO-Federal Letter of Credit-796 Federal/Restricted

COST OBJECT	Dollar	FACULTY	NON FACULTY		EMPLOYEE BENEFITS	PERSONAL SERVICE CREDITS	TOTAL PERSONAL SERVICES	TOTAL OPERATING EXPENSES	TOTAL
		FTE	Dollar	FTE					
44-4201-1003203 ED: Project Achieve Y3 8/23	0	0.00	254,080	5.00	62,249	0	316,329	0	316,329
44-4236-1230100 FWS Job Location & Developmenet 6/23	0	0.00	43,766	0.35	10,723	0	54,489	0	54,489
TOTAL	0	0.00	297,846	5.35	72,972	0	370,818	0	370,818

UNO-Federal Advance-797 Federal/Restricted

COST OBJECT	Dollar	FACULTY	NON FACULTY		EMPLOYEE BENEFITS	PERSONAL SERVICE CREDITS	TOTAL PERSONAL SERVICES	TOTAL OPERATING EXPENSES	TOTAL
		FTE	Dollar	FTE					
45-4201-1000100 DOJ: Omaha NU Victim Advocacy 9/23	0	0.00	101,126	2.00	24,775	0	125,901	0	125,901
TOTAL	0	0.00	101,126	2.00	24,775	0	125,901	0	125,901

UNO-Trust-Grant/Cont/Loan/End-798 Trust/Restricted

COST OBJECT	Dollar	FACULTY	NON FACULTY		EMPLOYEE BENEFITS	PERSONAL SERVICE CREDITS	TOTAL PERSONAL SERVICES	TOTAL OPERATING EXPENSES	TOTAL
		FTE	Dollar	FTE					
46-4201-2003100 Scott Scholars Support	0	0.00	539,850	3.00	131,183	0	671,033	0	671,033
46-4207-1006100 UNL: NDHHS R6 PFS OCC 08/22	0	0.00	18,200	0.50	4,422	0	22,622	0	22,622
47-4201-2008100 UNF:Dreamers Pathway Comm Coordinator	0	0.00	55,620	1.00	13,516	0	69,136	0	69,136
TOTAL	0	0.00	613,670	4.50	149,121	0	762,791	0	762,791

UNO-Auxiliary-799 Auxiliaries & Services/Restricted

COST OBJECT	Dollar	FACULTY	NON FACULTY		EMPLOYEE BENEFITS	PERSONAL SERVICE CREDITS	TOTAL PERSONAL SERVICES	TOTAL OPERATING EXPENSES	TOTAL
		FTE	Dollar	FTE					
43-4201-0400 Facilities Fee	0	0.00	0	0.00	0	0	0	653,521	653,521
43-4201-1100 Housing Adm Fee - Student Affairs	0	0.00	64,490	1.17	22,738	0	87,228	7,772	95,000
43-4233-0100 Veterans Affairs	0	0.00	10,769	0.22	3,315	0	14,084	0	14,084
43-4250-0200 Student Center Administration	0	0.00	297,836	4.72	89,479	0	387,315	25,000	412,315
43-4250-0800 Child Care Center	0	0.00	484,842	11.39	134,076	0	618,918	166,002	784,920

COST OBJECT LISTING BY SUB PROGRAM
2023-2024 GENERAL OPERATING BUDGET
UNIVERSITY OF NEBRASKA AT OMAHA

SUBPROGRAM #/NAME: 42 Student Success

UNO-Auxiliary-799 Auxiliaries & Services/Restricted

COST OBJECT	Dollar	FACULTY	NON FACULTY		EMPLOYEE BENEFITS	PERSONAL SERVICE CREDITS	TOTAL PERSONAL SERVICES	TOTAL OPERATING EXPENSES	TOTAL
		FTE	Dollar	FTE					
43-4251-0100 University Bookstore	0	0.00	808,141	23.21	203,849	0	1,011,990	3,238,010	4,250,000
43-4251-0300 UNMC Bookstore	0	0.00	166,953	4.00	64,919	0	231,872	768,128	1,000,000
43-4252-0100 Food Service-Self Operated	0	0.00	0	1.00	0	0	0	24,000	24,000
43-4252-0400 Vending	0	0.00	0	0.00	0	0	0	75,000	75,000
43-4252-0600 Convenience Store	0	0.00	0	0.00	0	0	0	20,240	20,240
43-4252-0700 Durango's Grill	0	0.00	0	0.00	0	0	0	21	21
43-4252-0800 1st Floor Food Services	0	0.00	0	0.00	0	0	0	4,426	4,426
43-4252-0900 Dining Services	0	0.00	0	0.00	0	0	0	341,880	341,880
43-4253-0100 MBSC	0	0.00	586,387	15.14	180,202	0	766,589	165,211	931,800
43-4253-0200 Welcome Week	0	0.00	0	0.00	0	0	0	24,000	24,000
43-4253-0300 MBSC Equip & Maint	0	0.00	0	0.00	0	0	0	67,000	67,000
43-4255-0100 Campus Recreation Program	0	0.00	1,228,670	29.29	216,507	0	1,445,177	362,108	1,807,285
43-4256-0200 Alcohol and Drug Education	0	0.00	77,455	1.27	19,131	0	96,586	21,000	117,586
43-4256-1000 Insurance Adm Fee	0	0.00	15,994	0.33	4,924	0	20,918	0	20,918
TOTAL	0	0.00	3,741,537	91.74	939,140	0	4,680,677	5,963,319	10,643,996
SUB PROGRAM TOTAL	0	0	13,340,900	239	3,446,432	0	16,787,332	8,672,656	25,459,988

SUBPROGRAM #/NAME: 43 Business and Finance

UNO-State General Fund-791 State & University Generated/Unrestricted

COST OBJECT	Dollar	FACULTY	NON FACULTY		EMPLOYEE BENEFITS	PERSONAL SERVICE CREDITS	TOTAL PERSONAL SERVICES	TOTAL OPERATING EXPENSES	TOTAL
		FTE	Dollar	FTE					
41-4301-0100 Vice Chancellor for Business & Finance	0	0.00	420,900	2.80	99,796	0	520,696	4,394	525,090
41-4305-0100 Finance	0	0.00	483,523	5.32	114,643	0	598,166	7,184	605,350
41-4305-0200 Administration Development Support	0	0.00	0	0.00	0	0	0	23,400	23,400
41-4306-0100 Accounting Services Department	0	0.00	506,816	6.20	120,167	0	626,983	13,508	640,491
41-4307-0100 Cashiering/Student Accounts	0	0.00	290,722	6.16	68,929	0	359,651	86,276	445,927
41-4308-0100 Business Systems	0	0.00	221,548	3.67	55,623	0	277,171	15,000	292,171
41-4311-0100 Environmental Health & Safety	0	0.00	216,905	2.81	51,428	0	268,333	44,077	312,410
41-4312-0100 Mail Service	0	0.00	336,874	7.16	79,683	0	416,557	9,336	425,893
41-4314-0100 Bonds and Insurance	0	0.00	0	0.00	0	0	0	601,044	601,044
41-4315-0100 Public Safety Department	0	0.00	1,042,709	19.43	247,226	0	1,289,935	91,346	1,381,281
41-4315-0130 PS - Dispatch	0	0.00	146,667	3.00	34,775	0	181,442	0	181,442
41-4315-0150 PS - Law Enforcement	0	0.00	866,195	9.98	205,376	0	1,071,571	0	1,071,571
41-4315-0170 PS - Access Services	0	0.00	50,500	1.00	11,974	0	62,474	0	62,474
41-4315-0200 Public Safety - Maintenance	0	0.00	0	0.00	0	0	0	31,099	31,099
41-4315-0500 Emergency Management	0	0.00	71,000	1.00	16,834	0	87,834	21,260	109,094
41-4320-0100 Human Resources	0	0.00	884,422	11.66	209,697	0	1,094,119	46,158	1,140,277
41-4320-0110 HR - Campus Process Costs	0	0.00	0	0.00	0	0	0	30,000	30,000
41-4320-0200 Training and Development	0	0.00	0	0.00	0	0	0	10,000	10,000
41-4321-0100 Payroll	0	0.00	110,602	1.50	26,224	0	136,826	4,500	141,326
41-4330-0100 Miscellaneous General Expense	0	0.00	0	0.00	0	0	0	179,522	179,522
41-4390-0100 Workers' Compensation	0	0.00	0	0.00	36,144	0	36,144	0	36,144
41-4390-0200 Unemployment Compensation	0	0.00	0	0.00	3,628	0	3,628	0	3,628
41-4399-0200 NU Values Adjustments	0	0.00	20,897	0.00	22,301	0	43,198	0	43,198
TOTAL	0	0.00	5,670,280	81.69	1,404,448	0	7,074,728	1,218,104	8,292,832

COST OBJECT LISTING BY SUB PROGRAM
 2023-2024 GENERAL OPERATING BUDGET
 UNIVERSITY OF NEBRASKA AT OMAHA

SUBPROGRAM #/NAME: 43 Business and Finance

UNO-State General Fund-791 Revolving/Designated

COST OBJECT	Dollar	FACULTY	NON FACULTY		EMPLOYEE BENEFITS	PERSONAL SERVICE CREDITS	TOTAL PERSONAL SERVICES	TOTAL OPERATING EXPENSES	TOTAL
		FTE	Dollar	FTE					
42-4306-0200 Accounting Services Admin Fee	0	0.00	16,759	0.18	5,377	0	22,136	277	22,413
42-4307-0100 Perkins/NDSL Administration	0	0.00	2,043	0.08	353	0	2,396	24,413	26,809
42-4307-0300 Cashiering Student Accounts SASF	0	0.00	53,574	0.93	17,187	0	70,761	0	70,761
42-4308-0100 Business Systems SASF	0	0.00	86,608	1.00	27,785	0	114,393	0	114,393
42-4309-0100 W/S & SEOG 40%	0	0.00	12,762	0.20	4,094	0	16,856	1,644	18,500
TOTAL	0	0.00	171,746	2.39	54,796	0	226,542	26,334	252,876

UNO-State General Fund-791 Cash & Student Contracts/Designated

COST OBJECT	Dollar	FACULTY	NON FACULTY		EMPLOYEE BENEFITS	PERSONAL SERVICE CREDITS	TOTAL PERSONAL SERVICES	TOTAL OPERATING EXPENSES	TOTAL
		FTE	Dollar	FTE					
41-4301-0300 Business & Finance - Indirect Cost	0	0.00	0	0.00	0	0	0	55,976	55,976
TOTAL	0	0.00	0	0.00	0	0	0	55,976	55,976

UNO-Auxiliary-799 Auxiliaries & Services/Restricted

COST OBJECT	Dollar	FACULTY	NON FACULTY		EMPLOYEE BENEFITS	PERSONAL SERVICE CREDITS	TOTAL PERSONAL SERVICES	TOTAL OPERATING EXPENSES	TOTAL
		FTE	Dollar	FTE					
43-4315-0300 Baxter Arena	0	0.00	128,009	3.00	39,402	0	167,411	2,530	169,941
43-4360-0900 Thompson Alumni Center	0	0.00	111,787	2.11	28,261	0	140,048	100,952	241,000
TOTAL	0	0.00	239,796	5.11	67,663	0	307,459	103,482	410,941
SUB PROGRAM TOTAL	0	0	6,081,822	89	1,526,907	0	7,608,729	1,403,896	9,012,625

SUBPROGRAM #/NAME: 44 General Expense

UNO-State General Fund-791 State & University Generated/Unrestricted

COST OBJECT	Dollar	FACULTY	NON FACULTY		EMPLOYEE BENEFITS	PERSONAL SERVICE CREDITS	TOTAL PERSONAL SERVICES	TOTAL OPERATING EXPENSES	TOTAL
		FTE	Dollar	FTE					
41-4405-0200 Special Events	0	0.00	0	0.00	0	0	0	15,000	15,000
41-4410-0100 University Communications	0	0.00	1,644,809	25.44	404,330	0	2,049,139	78,353	2,127,492
41-4410-0400 Marketing	0	0.00	0	0.00	0	0	0	97,000	97,000
41-4410-0600 State & Community Relations	0	0.00	235,154	1.75	63,366	0	298,520	9,445	307,965
41-4410-0700 UComm Commencement	0	0.00	0	0.00	0	0	0	119,962	119,962
41-4415-0100 Employee Assistance Program	0	0.00	0	0.00	0	0	0	28,569	28,569
41-4425-0200 Alumni Association Support	0	0.00	36,509	0.75	8,657	0	45,166	57,000	102,166
41-4490-0100 Unemployment Compensation	0	0.00	0	0.00	0	0	0	7,561	7,561
41-4499-0200 Salary Adjustments	0	0.00	38,657	0.00	11,979	0	50,636	1,199,082	1,249,718
41-4499-0500 Budget Adjustment-Other	0	0.00	0	0.00	2,036,900	0	2,036,900	762,139	2,799,039
41-4499-0700 Budget Adj 2023	0	0.00	380,932	7.76	0	0	380,932	-5,379,389	-4,998,457
TOTAL	0	0.00	2,336,061	35.70	2,525,232	0	4,861,293	-3,005,278	1,856,015

UNO-Auxiliary-799 Auxiliaries & Services/Restricted

COST OBJECT	Dollar	FACULTY	NON FACULTY		EMPLOYEE BENEFITS	PERSONAL SERVICE CREDITS	TOTAL PERSONAL SERVICES	TOTAL OPERATING EXPENSES	TOTAL
		FTE	Dollar	FTE					
43-4411-0100 MavCard Services	0	0.00	122,418	2.46	34,410	0	156,828	129,100	285,928
43-4451-0730 Housing Administrative Fee	0	0.00	0	0.00	0	0	0	79,550	79,550
43-4451-0750 Housing Adm - Business & Finance	0	0.00	40,361	0.42	12,423	0	52,784	138,803	191,587
43-4451-0751 Housing Adm - Public Safety	0	0.00	231,948	4.50	69,318	0	301,266	0	301,266
43-4451-0752 Housing Adm - Security Maint/IS Systems	0	0.00	0	0.00	0	0	0	69,000	69,000
TOTAL	0	0.00	394,727	7.38	116,151	0	510,878	416,453	927,331

COST OBJECT LISTING BY SUB PROGRAM
2023-2024 GENERAL OPERATING BUDGET
UNIVERSITY OF NEBRASKA AT OMAHA

SUB PROGRAM TOTAL	0	0	2,730,788	43	2,641,383	0	5,372,171	-2,588,825	2,783,346
--------------------------	----------	----------	------------------	-----------	------------------	----------	------------------	-------------------	------------------

SUBPROGRAM #/NAME: 75 Student Housing

UNO-Auxiliary-799 Auxiliaries & Services/Restricted

COST OBJECT	Dollar	FACULTY FTE	NON FACULTY Dollar	FTE	EMPLOYEE BENEFITS	PERSONAL SERVICE CREDITS	TOTAL PERSONAL SERVICES	TOTAL OPERATING EXPENSES	TOTAL
43-7501-0100 Housing - Administration	0	0.00	20,142	0.40	3,146	0	23,288	11,712	35,000
43-7510-0100 Maverick Village	0	0.00	389,117	7.57	119,773	0	508,890	679,365	1,188,255
43-7515-0100 University Village	0	0.00	513,871	10.47	158,172	0	672,043	983,945	1,655,988
TOTAL	0	0.00	923,130	18.44	281,091	0	1,204,221	1,675,022	2,879,243
SUB PROGRAM TOTAL	0	0	923,130	18	281,091	0	1,204,221	1,675,022	2,879,243

SUBPROGRAM #/NAME: 77 Intercollegiate Athletics

UNO-State General Fund-791 State & University Generated/Unrestricted

COST OBJECT	Dollar	FACULTY FTE	NON FACULTY Dollar	FTE	EMPLOYEE BENEFITS	PERSONAL SERVICE CREDITS	TOTAL PERSONAL SERVICES	TOTAL OPERATING EXPENSES	TOTAL
41-7701-0100 Intercollegiate Athletics	0	0.00	5,892,901	0.00	0	0	5,892,901	0	5,892,901
TOTAL	0	0.00	5,892,901	0.00	0	0	5,892,901	0	5,892,901

UNO-Auxiliary-799 Auxiliaries & Services/Restricted

COST OBJECT	Dollar	FACULTY FTE	NON FACULTY Dollar	FTE	EMPLOYEE BENEFITS	PERSONAL SERVICE CREDITS	TOTAL PERSONAL SERVICES	TOTAL OPERATING EXPENSES	TOTAL
43-7701-0100 Athletics Administration	0	0.00	2,430,445	34.23	779,312	0	3,209,757	888,757	4,098,514
43-7701-0200 Athletic Media Relations	0	0.00	1,400	0.06	98	0	1,498	50,000	51,498
43-7701-0300 NCAA Compliance	0	0.00	4,000	0.16	325	0	4,325	20,000	24,325
43-7701-0350 Academic Resource Room	0	0.00	0	0.00	0	0	0	33,000	33,000
43-7701-0400 Marketing	0	0.00	34,000	1.36	2,764	0	36,764	150,000	186,764
43-7701-0420 Video Production	0	0.00	0	0.00	0	0	0	20,000	20,000
43-7701-0430 Social Media	0	0.00	0	0.00	0	0	0	15,000	15,000
43-7701-0450 Ticket Office	0	0.00	14,300	0.57	1,163	0	15,463	75,000	90,463
43-7701-0600 Trade Outs	0	0.00	0	0.00	0	0	0	250,000	250,000
43-7701-0800 Training Room	0	0.00	0	0.00	0	0	0	115,000	115,000
43-7701-0900 Strength And Conditioning	0	0.00	9,845	0.40	800	0	10,645	47,500	58,145
43-7701-1000 Equipment Room	0	0.00	26,340	1.06	2,142	0	28,482	235,000	263,482
43-7701-1100 Business Office	0	0.00	0	0.00	0	0	0	6,500	6,500
43-7701-1200 Athletic Facilities	0	0.00	10,962	0.44	892	0	11,854	47,500	59,354
43-7701-1210 Baseball Seymour Smith	0	0.00	0	0.00	0	0	0	5,500	5,500
43-7701-1220 Softball Westside Field	0	0.00	0	0.00	0	0	0	30,000	30,000
43-7701-1300 Concessions	0	0.00	9,975	0.40	811	0	10,786	5,000	15,786
43-7701-1400 Dance Teams	0	0.00	10,500	0.00	853	0	11,353	0	11,353
43-7701-1450 Cheer Team	0	0.00	10,500	0.00	853	0	11,353	0	11,353
43-7701-1500 Athletic Insurance	0	0.00	0	0.00	0	0	0	175,000	175,000
43-7701-5000 Athletic Budget Adjustment	0	0.00	-4,602,019	0.00	-2,687,938	0	-7,289,957	0	-7,289,957
43-7705-0100 Men's Athletics - Basketball	0	0.00	625,210	6.00	192,445	0	817,655	292,500	1,110,155
43-7705-0200 Men's Athletics - Baseball	0	0.00	173,763	3.00	53,486	0	227,249	224,000	451,249
43-7705-0500 Men's Athletics - Hockey	0	0.00	658,000	4.00	202,538	0	860,538	645,000	1,505,538
43-7705-0505 Men's Athletics - Hockey GIA	0	0.00	0	0.00	0	0	0	195,000	195,000
43-7705-0600 Men's Athletics - Hockey Administration	0	0.00	0	0.00	0	0	0	303,000	303,000
43-7705-0900 Men's Athletics - Tennis	0	0.00	45,016	1.00	13,856	0	58,872	60,250	119,122
43-7705-1000 Men's Athletics - Golf	0	0.00	45,000	0.50	13,851	0	58,851	73,200	132,051
43-7705-1100 Men's Athletics - Soccer	0	0.00	144,200	2.00	44,385	0	188,585	160,000	348,585

COST OBJECT LISTING BY SUB PROGRAM
 2023-2024 GENERAL OPERATING BUDGET
 UNIVERSITY OF NEBRASKA AT OMAHA

SUBPROGRAM #/NAME: 77 Intercollegiate Athletics

UNO-Auxiliary-799 Auxiliaries & Services/Restricted

COST OBJECT	Dollar	FACULTY	NON FACULTY		EMPLOYEE BENEFITS	PERSONAL SERVICE CREDITS	TOTAL PERSONAL SERVICES	TOTAL OPERATING EXPENSES	TOTAL
		FTE	Dollar	FTE					
43-7705-1200 Men's Athletics Swimming	0	0.00	67,252	1.50	20,700	0	87,952	0	87,952
43-7705-1500 Men's Athletics - GIA	0	0.00	0	0.00	0	0	0	400,000	400,000
43-7710-0100 Women's Athletics - Basketball	0	0.00	386,388	5.00	118,934	0	505,322	215,000	720,322
43-7710-0200 Women's Athletics - Softball	0	0.00	124,494	2.00	38,321	0	162,815	168,000	330,815
43-7710-0300 Women's Athletics - Cross Country/Track	0	0.00	100,778	2.00	31,022	0	131,800	100,000	231,800
43-7710-0400 Women's Athletics - Volleyball	0	0.00	193,324	3.00	59,507	0	252,831	183,172	436,003
43-7710-0500 Women's Athletics - Swimming	0	0.00	75,952	1.50	23,379	0	99,331	100,000	199,331
43-7710-0600 Women's Athletics - Soccer	0	0.00	127,295	2.00	39,182	0	166,477	142,500	308,977
43-7710-0700 Women's Athletics - Tennis	0	0.00	44,327	1.00	13,643	0	57,970	60,250	118,220
43-7710-0800 Women's Athletics - Golf	0	0.00	45,000	1.00	13,851	0	58,851	73,200	132,051
43-7710-1500 Women's Athletics - GIA	0	0.00	0	0.00	0	0	0	500,000	500,000
TOTAL	0	0.00	816,247	74.17	-1,018,825	0	-202,578	6,063,829	5,861,251
SUB PROGRAM TOTAL	0	0	6,709,148	74	-1,018,825	0	5,690,323	6,063,829	11,754,152

SUBPROGRAM #/NAME: 78 Arena

UNO-Auxiliary-799 Auxiliaries & Services/Restricted

COST OBJECT	Dollar	FACULTY	NON FACULTY		EMPLOYEE BENEFITS	PERSONAL SERVICE CREDITS	TOTAL PERSONAL SERVICES	TOTAL OPERATING EXPENSES	TOTAL
		FTE	Dollar	FTE					
43-7801-0100 Arena Administration	0	0.00	1,139,056	25.13	350,610	0	1,489,666	2,118,068	3,607,734
TOTAL	0	0.00	1,139,056	25.13	350,610	0	1,489,666	2,118,068	3,607,734
SUB PROGRAM TOTAL	0	0	1,139,056	25	350,610	0	1,489,666	2,118,068	3,607,734

SUBPROGRAM #/NAME: 98 Company Balance Sheets

UNO-Auxiliary-799 Auxiliaries & Services/Restricted

COST OBJECT	Dollar	FACULTY	NON FACULTY		EMPLOYEE BENEFITS	PERSONAL SERVICE CREDITS	TOTAL PERSONAL SERVICES	TOTAL OPERATING EXPENSES	TOTAL
		FTE	Dollar	FTE					
43-9810-0200 Gateway	0	0.00	65,005	1.20	20,009	0	85,014	0	85,014
43-9810-1600 Student Legal Services	0	0.00	135,174	2.00	41,607	0	176,781	0	176,781
43-9825-0400 Miscellaneous	0	0.00	0	0.00	38,447	0	38,447	22,222,635	22,261,082
TOTAL	0	0.00	200,179	3.20	100,063	0	300,242	22,222,635	22,522,877
SUB PROGRAM TOTAL	0	0	200,179	3	100,063	0	300,242	22,222,635	22,522,877

SUBPROGRAM #/NAME: 99 Income Activity

UNO-Federal Letter of Credit-796 Federal/Restricted

COST OBJECT	Dollar	FACULTY	NON FACULTY		EMPLOYEE BENEFITS	PERSONAL SERVICE CREDITS	TOTAL PERSONAL SERVICES	TOTAL OPERATING EXPENSES	TOTAL
		FTE	Dollar	FTE					
44-9990-0100 Budget Adjustment-Instruction	0	0.00	0	0.00	0	0	0	618,157	618,157
44-9990-0200 Budget Adjustment-Research	0	0.00	63,843	1.00	15,641	0	79,484	9,777,184	9,856,668
44-9990-0300 Budget Adjustment-Public Service	0	0.00	0	0.00	0	0	0	1,732,577	1,732,577
44-9990-0400 Budget Adjustment-Academic Support	0	0.00	0	0.00	0	0	0	50,900	50,900
44-9990-0500 Budget Adjustment-Student Service	0	0.00	0	0.00	0	0	0	246,813	246,813
44-9990-0600 Budget Adjustment-Institutional Admin	0	0.00	0	0.00	0	0	0	63,700	63,700
44-9990-0700 Budget Adjustment-Physical Plant	0	0.00	0	0.00	0	0	0	12,000	12,000
44-9990-0800 Budget Adjustment-Scholarship	0	0.00	0	0.00	0	0	0	97,699,174	97,699,174

COST OBJECT LISTING BY SUB PROGRAM
 2023-2024 GENERAL OPERATING BUDGET
 UNIVERSITY OF NEBRASKA AT OMAHA

SUBPROGRAM #/NAME: 99 Income Activity

		TOTAL	0	0.00	63,843	1.00	15,641	0	79,484	110,200,505	110,279,989
UNO-Federal Advance-797 Federal/Restricted											
COST OBJECT	Dollar	FACULTY FTE	NON FACULTY Dollar	FTE	EMPLOYEE BENEFITS	PERSONAL SERVICE CREDITS	TOTAL PERSONAL SERVICES	TOTAL OPERATING EXPENSES	TOTAL		
45-9990-0000	Budget Adjustment-Agency	0	0.00	0	0.00	0	0	9,456,865	9,456,865		
45-9990-0100	Budget Adjustment-Instruction	0	0.00	0	0.00	0	0	732,927	732,927		
45-9990-0200	Budget Adjustment-Research	0	0.00	0	0.00	0	0	3,784,862	3,784,862		
45-9990-0300	Budget Adjustment-Public Service	0	0.00	0	0.00	0	0	1,268,651	1,268,651		
45-9990-0800	Budget Adjustment-Scholarship	0	0.00	0	0.00	0	0	1,004,465	1,004,465		
TOTAL		0	0.00	0	0.00	0	0	16,247,770	16,247,770		
UNO-Trust-Grant/Cont/Loan/End-798 Trust/Restricted											
COST OBJECT	Dollar	FACULTY FTE	NON FACULTY Dollar	FTE	EMPLOYEE BENEFITS	PERSONAL SERVICE CREDITS	TOTAL PERSONAL SERVICES	TOTAL OPERATING EXPENSES	TOTAL		
46-9990-0000	Budget Adjustment-Agency	0	0.00	0	0.00	0	0	25,486,019	25,486,019		
46-9990-0100	Budget Adjustment-Instruction	0	0.00	0	0.00	0	0	5,426,100	5,426,100		
46-9990-0200	Budget Adjustment-Research	0	0.00	0	0.00	0	0	3,904,090	3,904,090		
46-9990-0300	Budget Adjustment-Public Service	0	0.00	0	0.00	0	0	3,126,104	3,126,104		
46-9990-0400	Budget Adjustment-Academic Support	0	0.00	0	0.00	0	0	204,794	204,794		
46-9990-0500	Budget Adjustment-Student Service	0	0.00	0	0.00	0	0	94,822	94,822		
46-9990-0600	Budget Adjustment-Institutional Admin	0	0.00	0	0.00	0	0	48,637	48,637		
46-9990-0700	Budget Adjustment-Physical Plant	0	0.00	0	0.00	0	0	495,726	495,726		
46-9990-0800	Budget Adjustment-Scholarship	0	0.00	0	0.00	0	0	6,224,447	6,224,447		
47-9990-0000	Budget Adjustment	0	0.00	0	0.00	0	0	59,320	59,320		
TOTAL		0	0.00	0	0.00	0	0	45,070,059	45,070,059		
SUB PROGRAM TOTAL		0	0	63,843	1	15,641	0	79,484	171,518,334	171,597,818	

COST OBJECT LISTING BY SUB PROGRAM
2023-2024 GENERAL OPERATING BUDGET
UNIVERSITY OF NEBRASKA AT KEARNEY

SUBPROGRAM #/NAME: 01 Academics Affairs

UNK-State General Fund-751 State & University Generated/Unrestricted

COST OBJECT	Dollar	FACULTY	NON FACULTY		EMPLOYEE BENEFITS	PERSONAL SERVICE CREDITS	TOTAL PERSONAL SERVICES	TOTAL OPERATING EXPENSES	TOTAL
		FTE	Dollar	FTE					
51-0101-0100 VC Academic Affairs	0	0.00	664,462	5.77	194,751	0	859,213	24,339	883,552
51-0102-0100 SVCAA-Diversity Funds	33,447	0.35	0	0.00	12,663	0	46,110	0	46,110
51-0102-0200 Assessment	303	0.00	45,032	0.50	17,709	0	63,044	16,415	79,459
51-0102-0300 Artists And Lecturers	0	0.00	0	0.00	0	0	0	16,561	16,561
51-0102-0400 World Affairs Conference	0	0.00	0	0.00	0	0	0	2,331	2,331
51-0102-0600 SVCAA-Permanent Salary Savings	52,400	1.00	102,382	2.25	92,916	0	247,698	0	247,698
51-0102-0700 Academic Catalog	0	0.00	0	0.00	0	0	0	13,583	13,583
51-0199-0300 Interim Cash Fund Budget Adj	0	0.00	0	0.00	0	0	0	3,486,291	3,486,291
51-0199-0302 Budget Cuts	0	0.00	0	0.00	0	0	0	-3,992,680	-3,992,680
51-0199-0303 Budget Cut COVID-19	1,190,386	0.00	0	0.00	0	0	1,190,386	0	1,190,386
51-0199-0400 Campus Priority Funding	0	0.00	10,667	3.00	64,838	0	75,505	183,077	258,582
51-0199-0500 Budget Adj - Benefits	0	0.00	0	0.00	-689,220	0	-689,220	0	-689,220
51-0199-0900 IDC-Research Incentive Allocation-Campus	0	0.00	0	0.00	0	0	0	20,000	20,000
TOTAL	1,276,536	1.35	822,543	11.52	-306,343	0	1,792,736	-230,083	1,562,653

UNK-State General Fund-751 Revolving/Designated

COST OBJECT	Dollar	FACULTY	NON FACULTY		EMPLOYEE BENEFITS	PERSONAL SERVICE CREDITS	TOTAL PERSONAL SERVICES	TOTAL OPERATING EXPENSES	TOTAL
		FTE	Dollar	FTE					
52-0199-0500 Budget Adjustment Revolving - Instructio	235,355	0.00	1,150,700	0.00	368,445	0	1,754,500	1,270,500	3,025,000
52-0199-0600 Budget Adjustment Revolving - Academic S	0	0.00	0	0.00	0	0	0	140,494	140,494
TOTAL	235,355	0.00	1,150,700	0.00	368,445	0	1,754,500	1,410,994	3,165,494

UNK-State General Fund-751 Cash & Student Contracts/Designated

COST OBJECT	Dollar	FACULTY	NON FACULTY		EMPLOYEE BENEFITS	PERSONAL SERVICE CREDITS	TOTAL PERSONAL SERVICES	TOTAL OPERATING EXPENSES	TOTAL
		FTE	Dollar	FTE					
51-0199-0800 IDC-Research Incentive Alloc-Department	0	0.00	0	0.00	0	0	0	350,000	350,000
TOTAL	0	0.00	0	0.00	0	0	0	350,000	350,000

UNK-Trust-Grant/Cont/Loan/End-758 Trust/Restricted

COST OBJECT	Dollar	FACULTY	NON FACULTY		EMPLOYEE BENEFITS	PERSONAL SERVICE CREDITS	TOTAL PERSONAL SERVICES	TOTAL OPERATING EXPENSES	TOTAL
		FTE	Dollar	FTE					
56-0102-0003018 Thompson Scholars 2023-2024	0	0.00	233,158	4.00	106,002	0	339,160	360,840	700,000
57-0102-0001001 Martin Faculty Chair	1,750	0.00	0	0.00	277	0	2,027	0	2,027
57-0102-0002001 Reynolds Chair-Engl	15,000	0.00	0	0.00	2,375	0	17,375	0	17,375
57-0102-0005001 Foun-Williams Community Chair Fund	56,604	0.50	0	0.00	19,084	0	75,688	0	75,688
TOTAL	73,354	0.50	233,158	4.00	127,738	0	434,250	360,840	795,090

SUB PROGRAM TOTAL 1,585,245 2 2,206,401 16 189,840 0 3,981,486 1,891,751 5,873,237

SUBPROGRAM #/NAME: 06 College of Business Administration

UNK-State General Fund-751 State & University Generated/Unrestricted

COST OBJECT	Dollar	FACULTY	NON FACULTY		EMPLOYEE BENEFITS	PERSONAL SERVICE CREDITS	TOTAL PERSONAL SERVICES	TOTAL OPERATING EXPENSES	TOTAL
		FTE	Dollar	FTE					
51-0601-0100 Dean College of Business/Technology	0	0.00	375,111	3.10	107,671	0	482,782	5,475	488,257
51-0602-0200 Business/Technology General	87,011	0.60	84,814	2.62	45,811	0	217,636	80,073	297,709
51-0602-0400 West Center Computer Lab	0	0.00	89,169	1.15	33,449	0	122,618	20,350	142,968
51-0602-0700 Military Science	0	0.00	0	0.00	0	0	0	2,500	2,500
51-0602-1200 CBT Communications & Recruitment	0	0.00	0	0.00	0	0	0	22,500	22,500

COST OBJECT LISTING BY SUB PROGRAM
2023-2024 GENERAL OPERATING BUDGET
UNIVERSITY OF NEBRASKA AT KEARNEY

SUBPROGRAM #/NAME: 06 College of Business Administration

UNK-State General Fund-751 State & University Generated/Unrestricted

COST OBJECT	Dollar	FACULTY	NON FACULTY		EMPLOYEE BENEFITS	PERSONAL SERVICE CREDITS	TOTAL PERSONAL SERVICES	TOTAL OPERATING EXPENSES	TOTAL
		FTE	Dollar	FTE					
51-0610-0100 Accounting/Finance/Economics	1,168,611	10.10	78,775	1.57	358,710	0	1,606,096	25,543	1,631,639
51-0614-0100 Industrial Technology	807,050	10.25	86,920	1.55	312,983	0	1,206,953	21,545	1,228,498
51-0614-0300 POE-Industrial Technology	30,121	0.35	36,346	0.60	30,055	0	96,522	0	96,522
51-0615-0100 Management	665,636	7.20	86,447	1.75	260,503	0	1,012,586	15,514	1,028,100
51-0615-7000 POE-Management Faculty Position	82,740	1.00	0	0.00	19,830	0	102,570	0	102,570
51-0616-0100 MBA Program	0	0.00	6,835	0.05	890	0	7,725	2,500	10,225
51-0616-0200 POE-MBA	0	0.00	36,191	0.83	10,931	0	47,122	0	47,122
51-0618-0100 Marketing/Agribusiness/Supply Chain Mgmt	731,253	6.84	50,479	0.52	247,553	0	1,029,285	15,943	1,045,228
51-0618-7000 POE-Supply Chain Management Position	84,119	0.76	0	0.00	18,467	0	102,586	0	102,586
51-0619-0100 Cyber Systems	307,983	2.95	96,506	1.80	132,353	0	536,842	15,681	552,523
51-0619-7000 POE-Computer Science & Info Tech Faculty	29,249	0.28	0	0.00	10,525	0	39,774	0	39,774
51-0619-7001 POE-Cyber Sys Tenure Track Professor	96,081	1.00	0	0.00	36,259	0	132,340	3,134	135,474
51-0619-7002 POE-Cyber Sys Tenure Track-Taylor	31,325	0.25	0	0.00	7,750	0	39,075	0	39,075
51-0620-0100 CBT Career Center	25,945	0.40	55,126	0.88	39,321	0	120,392	7,000	127,392
51-0699-0200 College of Business/Technology Unallocat	1,172,440	10.62	47,487	1.00	437,699	0	1,657,626	0	1,657,626
TOTAL	5,319,564	52.60	1,130,206	17.42	2,110,760	0	8,560,530	237,758	8,798,288

UNK-Trust-Grant/Cont/Loan/End-758 Trust/Restricted

COST OBJECT	Dollar	FACULTY	NON FACULTY		EMPLOYEE BENEFITS	PERSONAL SERVICE CREDITS	TOTAL PERSONAL SERVICES	TOTAL OPERATING EXPENSES	TOTAL
		FTE	Dollar	FTE					
57-0602-0002001 Foun-Becker Reim	22,000	0.00	0	0.00	3,483	0	25,483	0	25,483
TOTAL	22,000	0.00	0	0.00	3,483	0	25,483	0	25,483

SUB PROGRAM TOTAL 5,341,564 53 1,130,206 17 2,114,243 0 8,586,013 237,758 8,823,771

SUBPROGRAM #/NAME: 10 College of Education

UNK-State General Fund-751 State & University Generated/Unrestricted

COST OBJECT	Dollar	FACULTY	NON FACULTY		EMPLOYEE BENEFITS	PERSONAL SERVICE CREDITS	TOTAL PERSONAL SERVICES	TOTAL OPERATING EXPENSES	TOTAL
		FTE	Dollar	FTE					
51-1001-0100 Dean College of Education	0	0.00	260,682	2.76	62,449	0	323,131	12,685	335,816
51-1002-0100 Education General	0	0.00	10,364	0.50	0	0	10,364	27,255	37,619
51-1002-0200 COE - Educator Certification Office	0	0.00	148,799	3.56	66,777	0	215,576	9,500	225,076
51-1002-0201 Educ Cert Office-Transition to Teaching	0	0.00	53,513	1.00	29,521	0	83,034	0	83,034
51-1010-0100 Communication Disorders	379,859	5.38	72,469	1.47	145,108	0	597,436	16,500	613,936
51-1010-0200 POE-CDIS	59,832	0.72	0	0.00	17,182	0	77,014	13,000	90,014
51-1010-8001 Online Program Funds - Comm Disorders	51,457	1.00	0	0.00	27,706	0	79,163	0	79,163
51-1012-0100 COE IT Equipment	0	0.00	35,744	1.11	10,583	0	46,327	20,350	66,677
51-1012-0200 Education - Marketing/Recruitment	0	0.00	0	0.00	0	0	0	2,000	2,000
51-1012-0300 Education	0	0.00	0	0.00	0	0	0	38,000	38,000
51-1013-0200 Educational Administration	264,045	3.60	49,338	0.90	82,574	0	395,957	8,000	403,957
51-1015-0200 POE-Kinesiology & Sports Sciences	166,348	2.54	0	0.00	63,856	0	230,204	13,500	243,704
51-1015-0300 Kinesiology and Sports Sciences	808,589	12.32	94,311	2.15	349,954	0	1,252,854	37,600	1,290,454
51-1015-0600 KSS Diversity Funds	0	0.00	12,517	0.22	1,833	0	14,350	0	14,350
51-1015-1000 Open Recreation Clinic	0	0.00	0	0.00	0	0	0	2,500	2,500
51-1015-1300 Employee Wellness Program	15,804	0.24	0	0.00	7,601	0	23,405	3,908	27,313
51-1015-7101 POE-KSS Ath Training Educator	50,882	1.00	0	0.00	29,105	0	79,987	0	79,987
51-1017-0100 Teacher Education	1,169,843	15.64	113,997	2.43	485,544	0	1,769,384	49,000	1,818,384
51-1019-0100 POE-Teacher Ed	172,270	2.13	81,637	1.40	82,908	0	336,815	87,678	424,493
51-1019-7000 POE-TE Early Childhood Faculty Position	63,115	0.50	0	1.00	20,115	0	83,230	8,763	91,993

COST OBJECT LISTING BY SUB PROGRAM
2023-2024 GENERAL OPERATING BUDGET
UNIVERSITY OF NEBRASKA AT KEARNEY

SUBPROGRAM #/NAME: 10 College of Education

UNK-State General Fund-751 State & University Generated/Unrestricted

COST OBJECT	Dollar	FACULTY	NON FACULTY		EMPLOYEE BENEFITS	PERSONAL SERVICE CREDITS	TOTAL PERSONAL SERVICES	TOTAL OPERATING EXPENSES	TOTAL
		FTE	Dollar	FTE					
51-1019-8001 Online Program Funds - Teacher Education	-12,078	0.30	12,078	0.20	0	0	0	0	0
51-1021-0100 Counseling/School Pysch/Family Science	818,943	10.46	41,951	0.58	265,328	0	1,126,222	35,481	1,161,703
51-1021-7000 POE-Family Science	65,124	1.00	0	0.00	31,366	0	96,490	0	96,490
51-1021-7500 Couns-Sch Psych-Fam Sci Diversity Funds	13,206	0.14	0	0.00	4,921	0	18,127	0	18,127
51-1021-8001 Online Prog Fnd-Couns Sch Psych Fam Sci	64,265	1.00	0	0.00	31,223	0	95,488	0	95,488
51-1099-0200 College of Education Unallocated	827,716	12.44	67,744	1.50	435,189	0	1,330,649	0	1,330,649
TOTAL	4,979,220	70.40	1,055,144	20.78	2,250,843	0	8,285,207	385,720	8,670,927
52-1002-0100 PPST Testing	0	0.00	0	0.57	0	0	0	0	0
52-1002-0400 Transitional Teacher Certification Progr	-12,078	0.30	12,078	0.20	0	0	0	0	0

UNK-Trust-Grant/Cont/Loan/End-758 Trust/Restricted

COST OBJECT	Dollar	FACULTY	NON FACULTY		EMPLOYEE BENEFITS	PERSONAL SERVICE CREDITS	TOTAL PERSONAL SERVICES	TOTAL OPERATING EXPENSES	TOTAL
		FTE	Dollar	FTE					
57-1010-0002001 Foun-Scottish Rite Mason RiteCare Clinic	51,824	1.00	0	0.00	28,477	0	80,301	2,000	82,301
57-1019-0004001 Foun-Plambeck Chair of Montessori Fund	46,613	0.00	0	0.00	12,609	0	59,222	0	59,222
TOTAL	98,437	1.00	0	0.00	41,086	0	139,523	2,000	141,523
SUB PROGRAM TOTAL	5,065,579	72	1,067,222	22	2,291,929	0	8,424,730	387,720	8,812,450

SUBPROGRAM #/NAME: 12 College of Graduate Studies

UNK-State General Fund-751 State & University Generated/Unrestricted

COST OBJECT	Dollar	FACULTY	NON FACULTY		EMPLOYEE BENEFITS	PERSONAL SERVICE CREDITS	TOTAL PERSONAL SERVICES	TOTAL OPERATING EXPENSES	TOTAL
		FTE	Dollar	FTE					
51-1201-0100 Dean Graduate Studies/Research	0	0.00	380,039	3.75	112,204	0	492,243	9,367	501,610
51-1202-0100 Graduate Studies/Research	0	0.00	665,560	17.86	29,319	0	694,879	18,672	713,551
51-1202-8003 Onl Prog Fnds-Coordinator/Academic Coach	0	0.00	0	0.75	0	0	0	0	0
51-1210-9001 RSC-Individual Project Research	20,974	0.00	32,795	0.75	24,300	0	78,069	21,501	99,570
51-1211-0100 Sponsored Programs & Research Dev	0	0.00	173,039	2.43	63,529	0	236,568	0	236,568
51-1211-0200 IDC-Sponsored Pgms Earned Indirect Costs	0	0.00	0	0.32	0	0	0	0	0
51-1211-0300 POE-OSP Summer Research Program	0	0.00	0	0.00	0	0	0	130,091	130,091
51-1211-0800 Research Compliance	0	0.00	21,570	0.00	3,415	0	24,985	0	24,985
TOTAL	20,974	0.00	1,273,003	25.86	232,767	0	1,526,744	179,631	1,706,375

UNK-State General Fund-751 Revolving/Designated

COST OBJECT	Dollar	FACULTY	NON FACULTY		EMPLOYEE BENEFITS	PERSONAL SERVICE CREDITS	TOTAL PERSONAL SERVICES	TOTAL OPERATING EXPENSES	TOTAL
		FTE	Dollar	FTE					
52-1202-0200 Undergrad Research Fellows Program Fee	0	0.00	0	1.00	0	0	0	0	0
52-1299-0500 Budget Adjustment Revolving - Research	4,400	0.00	36,400	0.00	19,200	0	60,000	240,000	300,000
TOTAL	4,400	0.00	36,400	1.00	19,200	0	60,000	240,000	300,000
SUB PROGRAM TOTAL	25,374	0	1,309,403	27	251,967	0	1,586,744	419,631	2,006,375

SUBPROGRAM #/NAME: 16 University Libraries

UNK-State General Fund-751 State & University Generated/Unrestricted

COST OBJECT	Dollar	FACULTY	NON FACULTY		EMPLOYEE BENEFITS	PERSONAL SERVICE CREDITS	TOTAL PERSONAL SERVICES	TOTAL OPERATING EXPENSES	TOTAL
		FTE	Dollar	FTE					
51-1601-0100 Libraries	684,330	9.00	842,069	18.92	513,118	0	2,039,517	625,935	2,665,452

COST OBJECT LISTING BY SUB PROGRAM
2023-2024 GENERAL OPERATING BUDGET
UNIVERSITY OF NEBRASKA AT KEARNEY

SUBPROGRAM #/NAME: 16 University Libraries

		TOTAL	684,330	9.00	842,069	18.92	513,118	0	2,039,517	625,935	2,665,452
UNK-State General Fund-751 Revolving/Designated											
COST OBJECT		Dollar	FACULTY FTE	NON FACULTY Dollar	FTE	EMPLOYEE BENEFITS	PERSONAL SERVICE CREDITS	TOTAL PERSONAL SERVICES	TOTAL OPERATING EXPENSES	TOTAL	
52-1602-0100	Library Enhancement Fee	0	0.00	0	0.00	0	0	0	940,000	940,000	
TOTAL		0	0.00	0	0.00	0	0	0	940,000	940,000	
SUB PROGRAM TOTAL		684,330	9	842,069	19	513,118	0	2,039,517	1,565,935	3,605,452	

SUBPROGRAM #/NAME: 21 Summer Sessions

UNK-State General Fund-751 State & University Generated/Unrestricted											
COST OBJECT		Dollar	FACULTY FTE	NON FACULTY Dollar	FTE	EMPLOYEE BENEFITS	PERSONAL SERVICE CREDITS	TOTAL PERSONAL SERVICES	TOTAL OPERATING EXPENSES	TOTAL	
51-2101-0100	Summer Academic Affairs - Even Year	1,268,376	13.53	0	0.00	200,784	0	1,469,160	0	1,469,160	
TOTAL		1,268,376	13.53	0	0.00	200,784	0	1,469,160	0	1,469,160	
SUB PROGRAM TOTAL		1,268,376	14	0	0	200,784	0	1,469,160	0	1,469,160	

SUBPROGRAM #/NAME: 22 Other Instruction or Research

UNK-State General Fund-751 State & University Generated/Unrestricted											
COST OBJECT		Dollar	FACULTY FTE	NON FACULTY Dollar	FTE	EMPLOYEE BENEFITS	PERSONAL SERVICE CREDITS	TOTAL PERSONAL SERVICES	TOTAL OPERATING EXPENSES	TOTAL	
51-2210-0100	Academic Equipment	0	0.00	0	0.00	0	0	0	33,182	33,182	
51-2210-0200	Improvement of Instruction	6,390	0.00	11,655	0.13	1,012	0	19,057	40,003	59,060	
51-2210-0400	Faculty Senate	0	0.00	280	0.01	0	0	280	1,908	2,188	
51-2210-0500	General Studies	0	0.00	47,323	0.50	18,023	0	65,346	7,089	72,435	
51-2210-0600	Honors Program	8,278	0.00	114,318	1.80	56,842	0	179,438	9,859	189,297	
51-2210-0700	Institutional Research	0	0.00	89,328	1.50	43,315	0	132,643	6,017	138,660	
51-2210-0900	Women's Studies	0	0.00	30,592	0.25	8,203	0	38,795	5,031	43,826	
51-2210-1100	Program Review	0	0.00	0	0.00	0	0	0	10,000	10,000	
51-2210-1300	Mortarboard	0	0.00	0	0.00	0	0	0	1,313	1,313	
51-2210-1800	International Studies	0	0.00	29,641	0.25	7,612	0	37,253	5,644	42,897	
51-2210-1900	American Democracy Project	0	0.00	0	0.00	0	0	0	12,000	12,000	
51-2230-0200	Nebraska Safety Center	0	0.00	165,314	2.10	47,638	0	212,952	30,000	242,952	
51-2233-0100	Ctr for Entrepreneurshp & Rural Develop	0	0.00	28,222	0.63	17,730	0	45,952	0	45,952	
51-2233-0200	POE-CERD	0	0.00	78,316	1.18	36,427	0	114,743	488	115,231	
TOTAL		14,668	0.00	594,989	8.36	236,802	0	846,459	162,534	1,008,993	

UNK-State General Fund-751 Revolving/Designated

COST OBJECT		Dollar	FACULTY FTE	NON FACULTY Dollar	FTE	EMPLOYEE BENEFITS	PERSONAL SERVICE CREDITS	TOTAL PERSONAL SERVICES	TOTAL OPERATING EXPENSES	TOTAL
52-2233-0100	Ctr for Entrepr & Rural Dev Revolving	0	0.00	0	0.18	0	0	0	0	0
52-2299-0500	Budget Adjustment Revolving-Comm Svc	198,000	0.00	309,780	0.00	38,220	0	546,000	154,000	700,000
TOTAL		198,000	0.00	309,780	0.18	38,220	0	546,000	154,000	700,000

UNK-Trust-Grant/Cont/Loan/End-758 Trust/Restricted

COST OBJECT		Dollar	FACULTY FTE	NON FACULTY Dollar	FTE	EMPLOYEE BENEFITS	PERSONAL SERVICE CREDITS	TOTAL PERSONAL SERVICES	TOTAL OPERATING EXPENSES	TOTAL
56-2230-0048001	NDOR NE Rural Transit 2022-2024	0	0.00	225,468	3.87	86,205	0	311,673	226,327	538,000
56-2232-0046001	NBDC 2023	0	0.00	72,938	1.00	26,642	0	99,580	0	99,580

COST OBJECT LISTING BY SUB PROGRAM
 2023-2024 GENERAL OPERATING BUDGET
 UNIVERSITY OF NEBRASKA AT KEARNEY

SUBPROGRAM #/NAME: 22 Other Instruction or Research

TOTAL	0	0.00	298,406	4.87	112,847	0	411,253	226,327	637,580
SUB PROGRAM TOTAL	212,668	0	1,203,175	13	387,869	0	1,803,712	542,861	2,346,573

SUBPROGRAM #/NAME: 23 Student Aid

UNK-State General Fund-751 State & University Generated/Unrestricted

COST OBJECT	Dollar	FACULTY FTE	NON FACULTY Dollar	FTE	EMPLOYEE BENEFITS	PERSONAL SERVICE CREDITS	TOTAL PERSONAL SERVICES	TOTAL OPERATING EXPENSES	TOTAL
51-2314-0400 Scholarships: UG Merit Award	0	0.00	0	0.00	0	0	0	75,000	75,000
51-2314-0500 UNK Grant	0	0.00	0	0.00	0	0	0	1,620,000	1,620,000
51-2314-0700 Nebraska Promise	0	0.00	0	0.00	0	0	0	1,199,000	1,199,000
51-2314-1500 Hlth Science Explorers Scholarships	0	0.00	0	0.00	0	0	0	200,000	200,000
TOTAL	0	0.00	0	0.00	0	0	0	3,094,000	3,094,000

UNK-State General Fund-751 Revolving/Designated

COST OBJECT	Dollar	FACULTY FTE	NON FACULTY Dollar	FTE	EMPLOYEE BENEFITS	PERSONAL SERVICE CREDITS	TOTAL PERSONAL SERVICES	TOTAL OPERATING EXPENSES	TOTAL
52-2399-0500 Budget Adjustment Revolving-Student Aid	0	0.00	0	0.00	0	0	0	25,000	25,000
TOTAL	0	0.00	0	0.00	0	0	0	25,000	25,000

UNK-Federal Letter of Credit-756 Federal/Restricted

COST OBJECT	Dollar	FACULTY FTE	NON FACULTY Dollar	FTE	EMPLOYEE BENEFITS	PERSONAL SERVICE CREDITS	TOTAL PERSONAL SERVICES	TOTAL OPERATING EXPENSES	TOTAL
54-2313-2024054 FWS Job Location & Development 2023-2024	0	0.00	12,451	0.30	1,639	0	14,090	0	14,090
TOTAL	0	0.00	12,451	0.30	1,639	0	14,090	0	14,090
SUB PROGRAM TOTAL	0	0	12,451	0	1,639	0	14,090	3,119,000	3,133,090

SUBPROGRAM #/NAME: 24 International Programs

UNK-State General Fund-751 State & University Generated/Unrestricted

COST OBJECT	Dollar	FACULTY FTE	NON FACULTY Dollar	FTE	EMPLOYEE BENEFITS	PERSONAL SERVICE CREDITS	TOTAL PERSONAL SERVICES	TOTAL OPERATING EXPENSES	TOTAL
51-2401-0100 International Education	0	0.00	407,617	7.50	172,537	0	580,154	14,767	594,921
TOTAL	0	0.00	407,617	7.50	172,537	0	580,154	14,767	594,921
52-2401-0100 International Education Revolving	0	0.00	0	2.00	0	0	0	0	0
52-2401-0600 International Student Fee	0	0.00	0	0.50	0	0	0	0	0
SUB PROGRAM TOTAL	0	0	407,617	10	172,537	0	580,154	14,767	594,921

SUBPROGRAM #/NAME: 26 Continuing Studies and Public Services

UNK-State General Fund-751 State & University Generated/Unrestricted

COST OBJECT	Dollar	FACULTY FTE	NON FACULTY Dollar	FTE	EMPLOYEE BENEFITS	PERSONAL SERVICE CREDITS	TOTAL PERSONAL SERVICES	TOTAL OPERATING EXPENSES	TOTAL
51-2601-0200 Online Program Fund - Student Engagement	0	0.00	0	2.50	0	0	0	0	0
51-2601-0500 Online Micro-Credit/Non-Credit Courses	0	0.00	0	0.95	0	0	0	0	0
51-2610-0100 UNK Online - Academic Year	101,967	5.67	100,978	0.00	31,788	0	234,733	40,126	274,859
TOTAL	101,967	5.67	100,978	3.45	31,788	0	234,733	40,126	274,859
52-2610-0200 UNK Online Distance Fee	0	0.40	0	15.18	0	0	0	0	0

COST OBJECT LISTING BY SUB PROGRAM
 2023-2024 GENERAL OPERATING BUDGET
 UNIVERSITY OF NEBRASKA AT KEARNEY

SUB PROGRAM TOTAL	101,967	6	100,978	19	31,788	0	234,733	40,126	274,859
--------------------------	----------------	----------	----------------	-----------	---------------	----------	----------------	---------------	----------------

SUBPROGRAM #/NAME: 28 Museums and Art Gallery

UNK-State General Fund-751 State & University Generated/Unrestricted

COST OBJECT	Dollar	FACULTY FTE	NON FACULTY Dollar	FTE	EMPLOYEE BENEFITS	PERSONAL SERVICE CREDITS	TOTAL PERSONAL SERVICES	TOTAL OPERATING EXPENSES	TOTAL
51-2812-0100 Walker Art Gallery	0	0.00	0	0.00	0	0	0	3,396	3,396
51-2812-0200 Museum of Nebraska Art	0	0.00	0	0.00	0	0	0	358,168	358,168
51-2812-0300 Frank Museum Operations	0	0.00	40,091	1.02	15,206	0	55,297	3,558	58,855
TOTAL	0	0.00	40,091	1.02	15,206	0	55,297	365,122	420,419

UNK-Trust-Grant/Cont/Loan/End-758 Trust/Restricted

COST OBJECT	Dollar	FACULTY FTE	NON FACULTY Dollar	FTE	EMPLOYEE BENEFITS	PERSONAL SERVICE CREDITS	TOTAL PERSONAL SERVICES	TOTAL OPERATING EXPENSES	TOTAL
57-2812-0001001 Foun - Frank Museum	0	0.00	10,609	0.21	4,855	0	15,464	0	15,464
TOTAL	0	0.00	10,609	0.21	4,855	0	15,464	0	15,464
SUB PROGRAM TOTAL	0	0	50,700	1	20,061	0	70,761	365,122	435,883

SUBPROGRAM #/NAME: 29 Academic Computing Support

UNK-State General Fund-751 Revolving/Designated

COST OBJECT	Dollar	FACULTY FTE	NON FACULTY Dollar	FTE	EMPLOYEE BENEFITS	PERSONAL SERVICE CREDITS	TOTAL PERSONAL SERVICES	TOTAL OPERATING EXPENSES	TOTAL
52-2910-0300 Student Technology Fee	0	0.00	0	0.00	0	0	0	519,506	519,506
TOTAL	0	0.00	0	0.00	0	0	0	519,506	519,506

UNK-Auxiliary-759 Auxiliaries & Services/Restricted

COST OBJECT	Dollar	FACULTY FTE	NON FACULTY Dollar	FTE	EMPLOYEE BENEFITS	PERSONAL SERVICE CREDITS	TOTAL PERSONAL SERVICES	TOTAL OPERATING EXPENSES	TOTAL
53-2910-0200 RB Technology Services	0	0.00	110,274	3.00	35,044	0	145,318	79,196	224,514
TOTAL	0	0.00	110,274	3.00	35,044	0	145,318	79,196	224,514
SUB PROGRAM TOTAL	0	0	110,274	3	35,044	0	145,318	598,702	744,020

SUBPROGRAM #/NAME: 33 Physical Plant Administration

UNK-State General Fund-751 State & University Generated/Unrestricted

COST OBJECT	Dollar	FACULTY FTE	NON FACULTY Dollar	FTE	EMPLOYEE BENEFITS	PERSONAL SERVICE CREDITS	TOTAL PERSONAL SERVICES	TOTAL OPERATING EXPENSES	TOTAL
51-3301-0100 Facilities	0	0.00	3,165,030	74.87	1,303,039	0	4,468,069	28,316	4,496,385
51-3301-0400 Facilities Contract Maintenance	0	0.00	0	0.00	0	0	0	41,782	41,782
51-3301-0500 Campus Safety Pgms	0	0.00	0	0.00	0	0	0	48,997	48,997
51-3310-0100 Facilities - Central Stores	0	0.00	0	0.00	0	0	0	6,267	6,267
51-3312-0100 Custodial Services	0	0.00	0	0.00	0	0	0	91,288	91,288
51-3313-0100 Maintenance - HVAC	0	0.00	0	0.00	0	0	0	238,050	238,050
51-3313-0200 Utilities Systems	0	0.00	0	0.00	0	0	0	117,919	117,919
51-3314-0200 Utilities	0	0.00	0	0.00	0	0	0	2,879,769	2,879,769
51-3315-0100 Grounds Services	0	0.00	0	0.00	0	0	0	84,449	84,449
51-3320-0100 Misc Renovation	0	0.00	0	0.00	0	0	0	665,202	665,202
51-3320-0200 VCBF Misc Renovation	0	0.00	0	0.00	0	0	0	12,000	12,000

COST OBJECT LISTING BY SUB PROGRAM
2023-2024 GENERAL OPERATING BUDGET
UNIVERSITY OF NEBRASKA AT KEARNEY

SUBPROGRAM #/NAME: 33 Physical Plant Administration

TOTAL		0	0.00	3,165,030	74.87	1,303,039	0	4,468,069	4,214,039	8,682,108
UNK-State General Fund-751 Revolving/Designated										
COST OBJECT	Dollar	FACULTY FTE	NON FACULTY Dollar	FTE	EMPLOYEE BENEFITS	PERSONAL SERVICE CREDITS	TOTAL PERSONAL SERVICES	TOTAL OPERATING EXPENSES	TOTAL	
52-3399-0500 Budget Adjustment Revolving-Physical Pla	0	0.00	0	0.00	0	0	0	50,000	50,000	
TOTAL	0	0.00	0	0.00	0	0	0	50,000	50,000	
UNK-Auxiliary-759 Auxiliaries & Services/Restricted										
COST OBJECT	Dollar	FACULTY FTE	NON FACULTY Dollar	FTE	EMPLOYEE BENEFITS	PERSONAL SERVICE CREDITS	TOTAL PERSONAL SERVICES	TOTAL OPERATING EXPENSES	TOTAL	
53-3301-0100 RB Auxiliary Enterprise Admin-Facilities	0	0.00	1,406,546	36.47	574,801	0	1,981,347	59,636	2,040,983	
53-3301-0500 RB Facilities Contract Maintenance	0	0.00	0	0.00	0	0	0	28,250	28,250	
53-3301-0600 RB Campus Safety Programs	0	0.00	0	0.00	0	0	0	35,500	35,500	
53-3311-0200 RB Dr Access/Video Security Surveillance	0	0.00	0	0.00	0	0	0	44,000	44,000	
53-3312-0200 RB Custodial Services	0	0.00	0	0.00	0	0	0	102,745	102,745	
53-3313-0100 RB Maintenance - HVAC	0	0.00	0	0.00	0	0	0	195,835	195,835	
53-3313-0200 RB Utilities Systems	0	0.00	0	0.00	0	0	0	51,250	51,250	
53-3314-0100 RB Utilities	0	0.00	0	0.00	0	0	0	1,344,654	1,344,654	
53-3315-0100 RB Grounds Maintenance	0	0.00	0	0.00	0	0	0	51,274	51,274	
53-3315-0200 UVDCK Landscape Svc Auxiliary	0	0.00	0	6.20	0	0	0	0	0	
TOTAL	0	0.00	1,406,546	42.68	574,801	0	1,981,347	1,913,144	3,894,491	
SUB PROGRAM TOTAL		0	0	4,571,576	118	1,877,840	0	6,449,416	6,177,183	12,626,599

SUBPROGRAM #/NAME: 35 College of Arts & Sciences

UNK-State General Fund-751 State & University Generated/Unrestricted										
COST OBJECT	Dollar	FACULTY FTE	NON FACULTY Dollar	FTE	EMPLOYEE BENEFITS	PERSONAL SERVICE CREDITS	TOTAL PERSONAL SERVICES	TOTAL OPERATING EXPENSES	TOTAL	
51-3501-0100 Dean College of Arts & Sciences	0	0.00	262,021	3.25	80,949	0	342,970	13,926	356,896	
51-3502-0100 College of Arts & Sciences General	0	0.00	22,749	2.06	0	0	22,749	152,543	175,292	
51-3502-7000 POE-Coll of Arts & Sciences Enhancements	2,645	0.00	0	0.00	419	0	3,064	9,500	12,564	
51-3502-7001 POE-CAS Intern Stipends	0	0.00	0	0.00	0	0	0	4,000	4,000	
51-3502-7002 POE-Public Health Faculty	63,599	0.74	0	0.00	25,724	0	89,323	0	89,323	
51-3510-0100 Art and Design	708,664	8.60	96,431	2.13	273,619	0	1,078,714	31,774	1,110,488	
51-3510-7000 POE-Art Enhancements	66,411	1.00	10,769	0.00	31,563	0	108,743	30,768	139,511	
51-3511-0100 Biology	1,120,509	14.21	121,159	2.42	439,692	0	1,681,360	38,651	1,720,011	
51-3511-7000 POE-Biology Facilities Upgrade	0	0.00	0	0.00	0	0	0	65,000	65,000	
51-3511-8000 Online Program Funds - Biology	122,518	2.00	0	0.83	36,977	0	159,495	0	159,495	
51-3512-0100 Chemistry	675,307	8.32	133,889	3.42	316,687	0	1,125,883	40,831	1,166,714	
51-3512-7000 POE-Chemistry Facilities Upgrade	0	0.00	25,007	0.25	9,238	0	34,245	31,980	66,225	
51-3512-7001 POE-Chemistry Faculty	64,895	1.00	0	0.00	31,323	0	96,218	30,154	126,372	
51-3512-7002 POE-Chemistry Research Instr Technician	0	0.00	0	0.25	0	0	0	0	0	
51-3512-7500 CAS Diversity-Chem Fac Salary Enhancemnt	65,936	0.78	0	0.00	26,095	0	92,031	0	92,031	
51-3513-0100 Communication	764,192	11.18	81,954	1.82	266,659	0	1,112,805	31,428	1,144,233	
51-3513-0200 University Newspaper	0	0.00	23,505	1.36	0	0	23,505	10,581	34,086	
51-3513-0300 Forensics Trips	0	0.00	0	0.00	0	0	0	7,657	7,657	
51-3513-7000 POE-Communication Enhancements	0	0.00	10,769	0.00	0	0	10,769	22,632	33,401	
51-3513-7001 POE-Comm/Bio Food for Health Collaborate	75,221	0.80	0	0.00	28,100	0	103,321	294	103,615	
51-3513-7500 Communication Diversity Funds-New Hires	7,840	0.12	0	0.00	3,766	0	11,606	0	11,606	
51-3513-8000 Online Program Funds - Communication	9,936	0.00	0	0.00	1,573	0	11,509	0	11,509	
51-3515-0100 Criminal Justice	190,677	2.60	48,993	0.71	82,501	0	322,171	10,518	332,689	

COST OBJECT LISTING BY SUB PROGRAM
2023-2024 GENERAL OPERATING BUDGET
UNIVERSITY OF NEBRASKA AT KEARNEY

SUBPROGRAM #/NAME: 35 College of Arts & Sciences

UNK-State General Fund-751 State & University Generated/Unrestricted

COST OBJECT	Dollar	FACULTY	NON FACULTY		EMPLOYEE BENEFITS	PERSONAL SERVICE CREDITS	TOTAL PERSONAL SERVICES	TOTAL OPERATING EXPENSES	TOTAL
		FTE	Dollar	FTE					
51-3516-0100 English	1,018,293	13.00	26,639	0.76	350,542	0	1,395,474	36,358	1,431,832
51-3516-0500 Reynolds Reading Series	0	0.00	0	0.00	0	0	0	10,000	10,000
51-3517-0100 Geography	339,961	4.00	7,994	0.22	123,556	0	471,511	10,779	482,290
51-3518-0100 Health Science Programs	0	0.00	198,307	3.38	80,251	0	278,558	6,763	285,321
51-3518-0300 Health Science Explorers Program	0	0.00	135,394	2.39	67,747	0	203,141	89,705	292,846
51-3518-7000 POE-Health Programs	0	0.00	0	0.00	0	0	0	15,500	15,500
51-3518-7001 POE-Health Science Graduate Assistant	0	0.00	11,831	0.33	0	0	11,831	1,879	13,710
51-3519-0100 History	616,419	7.60	84,283	1.50	247,750	0	948,452	12,365	960,817
51-3519-7000 POE-History Faculty	67,206	1.00	0	0.00	16,567	0	83,773	259	84,032
51-3519-8000 Online Program Funds - History	130,110	2.00	0	0.50	55,766	0	185,876	0	185,876
51-3520-0100 Mathematics	720,001	10.35	49,916	1.03	264,936	0	1,034,853	21,379	1,056,232
51-3521-0100 Modern Languages	386,312	5.35	60,277	1.06	149,983	0	596,572	11,242	607,814
51-3521-0200 Translation/Interpretation Program	0	0.00	0	0.00	0	0	0	998	998
51-3522-0100 Music	1,140,454	13.35	142,959	3.00	422,250	0	1,705,663	51,956	1,757,619
51-3522-0200 Music Trips	0	0.00	0	0.00	0	0	0	10,950	10,950
51-3522-0300 Opera	0	0.00	2,173	0.11	0	0	2,173	200	2,373
51-3522-0400 Theater	356,699	4.00	47,447	1.23	129,639	0	533,785	9,255	543,040
51-3522-0500 Theatre Productions	0	0.00	14,790	0.79	0	0	14,790	16,411	31,201
51-3522-0600 UNK String Project	0	0.00	0	0.00	0	0	0	1,500	1,500
51-3522-7000 POE-Music Enhancements	70,970	0.75	18,433	0.25	35,202	0	124,605	87,771	212,376
51-3523-0100 Philosophy	188,175	2.00	0	0.00	59,980	0	248,155	3,259	251,414
51-3524-0100 Physics and Astronomy	389,734	5.60	49,525	1.04	165,560	0	604,819	28,252	633,071
51-3524-7000 POE-Physics Engineering Faculty/Staff	141,915	2.00	22,742	0.50	55,607	0	220,264	0	220,264
51-3525-0100 Political Science	563,260	6.60	48,305	0.71	206,120	0	817,685	12,596	830,281
51-3526-0100 Psychology	469,128	6.60	60,339	1.48	226,399	0	755,866	19,267	775,133
51-3526-7000 POE-Psychology Human Subject Coordinator	0	0.00	4,360	0.00	0	0	4,360	0	4,360
51-3527-0100 Social Work	196,369	3.00	67,169	1.43	113,017	0	376,555	8,028	384,583
51-3527-7000 POE-Social Work Professional Travel	0	0.00	0	0.00	0	0	0	4,000	4,000
51-3527-7001 POE-Social Work Faculty	71,710	1.00	0	0.00	31,451	0	103,161	0	103,161
51-3527-7002 POE-Social Work Child Welfare Position	70,485	1.00	0	0.00	32,208	0	102,693	9,187	111,880
51-3527-7003 POE-Social Work Program Growth	0	0.00	0	0.00	0	0	0	5,332	5,332
51-3527-8000 Online Program Funds - Social Work	53,277	1.00	0	0.00	28,685	0	81,962	0	81,962
51-3528-0100 Sociology	244,686	3.35	36,147	0.44	89,413	0	370,246	8,152	378,398
51-3599-0200 College of Arts & Sciences Unallocated	1,408,000	19.90	14,579	2.81	703,240	0	2,125,819	0	2,125,819
TOTAL	12,581,514	164.80	1,940,855	43.45	5,310,754	0	19,833,123	1,025,580	20,858,703

UNK-Trust-Grant/Cont/Loan/End-758 Trust/Restricted

COST OBJECT	Dollar	FACULTY	NON FACULTY		EMPLOYEE BENEFITS	PERSONAL SERVICE CREDITS	TOTAL PERSONAL SERVICES	TOTAL OPERATING EXPENSES	TOTAL
		FTE	Dollar	FTE					
56-3518-0003002 UNMC/HRSA-Host CN AHEC 2022-23	0	0.00	59,203	1.00	29,483	0	88,686	13,314	102,000
57-3519-0001001 Foun - History	3,459	0.00	0	0.00	548	0	4,007	0	4,007
57-3522-0005001 Foun - Accompanist Funds	0	0.00	24,375	0.25	4,038	0	28,413	0	28,413
TOTAL	3,459	0.00	83,578	1.25	34,069	0	121,106	13,314	134,420

SUB PROGRAM TOTAL 12,584,973 165 2,024,433 45 5,344,823 0 19,954,229 1,038,894 20,993,123

SUBPROGRAM #/NAME: 41 Executive Administration

COST OBJECT LISTING BY SUB PROGRAM
2023-2024 GENERAL OPERATING BUDGET
UNIVERSITY OF NEBRASKA AT KEARNEY

SUBPROGRAM #/NAME: 41 Executive Administration

UNK-State General Fund-751 State & University Generated/Unrestricted

COST OBJECT	Dollar	FACULTY	NON FACULTY		EMPLOYEE BENEFITS	PERSONAL SERVICE CREDITS	TOTAL PERSONAL SERVICES	TOTAL OPERATING EXPENSES	TOTAL
		FTE	Dollar	FTE					
51-4101-0100 Chancellor's Office	0	0.00	619,906	3.94	115,415	0	735,321	33,596	768,917
51-4102-0100 Chancellor's Executive Management/Dev	4,403	0.00	0	0.00	697	0	5,100	25,604	30,704
TOTAL	4,403	0.00	619,906	3.94	116,112	0	740,421	59,200	799,621

UNK-Trust-Grant/Cont/Loan/End-758 Trust/Restricted

COST OBJECT	Dollar	FACULTY	NON FACULTY		EMPLOYEE BENEFITS	PERSONAL SERVICE CREDITS	TOTAL PERSONAL SERVICES	TOTAL OPERATING EXPENSES	TOTAL
		FTE	Dollar	FTE					
57-4102-0001001 Foun - Chancellor	0	0.00	20,000	0.00	0	0	20,000	0	20,000
57-4102-0003001 Foun-Chancellor Salary Supplement	0	0.00	21,156	0.06	1,618	0	22,774	0	22,774
TOTAL	0	0.00	41,156	0.06	1,618	0	42,774	0	42,774

SUB PROGRAM TOTAL

4,403	0	661,062	4	117,730	0	783,195	59,200	842,395
--------------	----------	----------------	----------	----------------	----------	----------------	---------------	----------------

SUBPROGRAM #/NAME: 42 Student Affairs

UNK-State General Fund-751 State & University Generated/Unrestricted

COST OBJECT	Dollar	FACULTY	NON FACULTY		EMPLOYEE BENEFITS	PERSONAL SERVICE CREDITS	TOTAL PERSONAL SERVICES	TOTAL OPERATING EXPENSES	TOTAL
		FTE	Dollar	FTE					
51-4201-0100 Student Affairs Office	0	0.00	98,166	1.23	38,297	0	136,463	4,209	140,672
51-4202-0200 Student Affairs Division State Travel	0	0.00	0	0.00	0	0	0	5,000	5,000
51-4202-0400 Social/Cultural Development	0	0.00	28,536	0.51	4,517	0	33,053	0	33,053
51-4202-0500 Student Conduct Office	0	0.00	20,893	0.37	11,096	0	31,989	1,032	33,021
51-4210-0100 Admissions	0	0.00	662,049	13.46	249,928	0	911,977	306,863	1,218,840
51-4210-0300 National Student Exchange	0	0.00	0	0.00	0	0	0	2,725	2,725
51-4210-0400 Admissions-Recruitment Support	0	0.00	0	0.00	0	0	0	40,000	40,000
51-4210-7520 Admissions Diversity Funds	0	0.00	10,852	0.83	0	0	10,852	0	10,852
51-4212-0100 Academic Advising & Career Development	0	0.00	283,360	5.19	148,430	0	431,790	2,475	434,265
51-4214-0100 Enrollment Mgmt & Marketing	0	0.00	278,461	2.00	63,241	0	341,702	41,951	383,653
51-4214-0400 Enrollment Technology Strategies	0	0.00	118,595	2.00	18,774	0	137,369	3,698	141,067
51-4215-0100 Office of Financial Aid	0	0.00	488,644	9.92	196,157	0	684,801	11,814	696,615
51-4216-0100 Office for Intercultural Engagmt/Ldrsp	0	0.00	81,138	1.87	49,450	0	130,588	3,111	133,699
51-4216-7501 OIEL Diversity Funds	0	0.00	68,031	1.44	18,877	0	86,908	0	86,908
51-4217-0100 Sdt Rec-Commencement	0	0.00	0	0.00	0	0	0	7,875	7,875
51-4217-0300 Student Records	0	0.00	635,034	11.42	280,392	0	915,426	7,424	922,850
51-4219-0100 Academic Success	0	0.00	184,234	3.64	87,765	0	271,999	13,350	285,349
51-4219-7520 Diversity-Academic Success KRN Bound	0	0.00	35,551	0.83	17,628	0	53,179	0	53,179
51-4219-7521 Diversity-Acad Succ Disability Services	0	0.00	4,783	0.12	3,284	0	8,067	0	8,067
51-4220-0100 Learning Commons	0	0.00	65,896	1.42	32,129	0	98,025	0	98,025
51-4253-0100 Intramurals State Budget	0	0.00	100,493	2.09	30,065	0	130,558	10,530	141,088
TOTAL	0	0.00	3,164,716	58.34	1,250,030	0	4,414,746	462,057	4,876,803

UNK-State General Fund-751 Revolving/Designated

COST OBJECT	Dollar	FACULTY	NON FACULTY		EMPLOYEE BENEFITS	PERSONAL SERVICE CREDITS	TOTAL PERSONAL SERVICES	TOTAL OPERATING EXPENSES	TOTAL
		FTE	Dollar	FTE					
52-4210-0400 New Student Enrollment Fee	0	0.00	0	1.00	0	0	0	0	0
52-4212-0200 Senior Registration	0	0.00	0	0.81	0	0	0	0	0
52-4214-0200 Dual Enrollment Fee Revolving	0	0.00	0	0.25	0	0	0	0	0
52-4217-0100 Student Directory Revolving	0	0.00	0	0.08	0	0	0	0	0
52-4217-0200 Transcripts Revolving	0	0.00	0	0.35	0	0	0	0	0

COST OBJECT LISTING BY SUB PROGRAM
2023-2024 GENERAL OPERATING BUDGET
UNIVERSITY OF NEBRASKA AT KEARNEY

SUBPROGRAM #/NAME: 42 Student Affairs

UNK-State General Fund-751 Revolving/Designated

COST OBJECT	Dollar	FACULTY	NON FACULTY		EMPLOYEE BENEFITS	PERSONAL SERVICE CREDITS	TOTAL PERSONAL SERVICES	TOTAL OPERATING EXPENSES	TOTAL
		FTE	Dollar	FTE					
52-4219-0100 Academic Success Fee-Acad Success Office	0	0.00	0	0.42	0	0	0	0	0
52-4220-0100 Acad Success Fee-Learning Commons	0	0.00	0	3.58	0	0	0	0	0
52-4299-0500 Budget Adjustment Revolving - Student Af	14,000	0.00	95,200	0.00	20,800	0	130,000	105,000	235,000
TOTAL	14,000	0.00	95,200	6.49	20,800	0	130,000	105,000	235,000

UNK-Federal Letter of Credit-756 Federal/Restricted

COST OBJECT	Dollar	FACULTY	NON FACULTY		EMPLOYEE BENEFITS	PERSONAL SERVICE CREDITS	TOTAL PERSONAL SERVICES	TOTAL OPERATING EXPENSES	TOTAL
		FTE	Dollar	FTE					
54-4218-0026001 Student Support Services 2022-2023	0	0.00	194,456	4.24	86,751	0	281,207	0	281,207
TOTAL	0	0.00	194,456	4.24	86,751	0	281,207	0	281,207

UNK-Auxiliary-759 Auxiliaries & Services/Restricted

COST OBJECT	Dollar	FACULTY	NON FACULTY		EMPLOYEE BENEFITS	PERSONAL SERVICE CREDITS	TOTAL PERSONAL SERVICES	TOTAL OPERATING EXPENSES	TOTAL
		FTE	Dollar	FTE					
53-4202-0100 RB Student Affairs	0	0.00	240,339	3.02	100,120	0	340,459	5,000	345,459
53-4202-0200 RB Contingency Maintenance	0	0.00	0	0.00	0	0	0	10,000	10,000
53-4214-0200 RB Enrollment Mgmt & Marketing	0	0.00	56,219	1.00	9,703	0	65,922	0	65,922
53-4216-0200 RB Student OIEL	0	0.00	40,286	0.45	15,475	0	55,761	18,000	73,761
53-4250-0100 RB Student Housing Administration	0	0.00	606,620	20.82	178,480	0	785,100	157,858	942,958
53-4250-0200 RB Residence Halls Programming	0	0.00	0	0.00	0	0	0	39,642	39,642
53-4250-0700 RB Room Damage Repair	0	0.00	0	0.00	0	0	0	4,000	4,000
53-4250-0710 RB RGL METS Program Expenses	0	0.00	0	0.00	0	0	0	17,500	17,500
53-4250-0800 RB Cable Television	0	0.00	0	0.00	0	0	0	43,000	43,000
53-4250-1100 RB RGL Microfridge Program Expenses	0	0.00	0	0.00	0	0	0	3,500	3,500
53-4250-1200 RB RGL Loft Expense	0	0.00	0	0.00	0	0	0	5,500	5,500
53-4251-0100 SHC-Student Health and Counseling	0	0.00	0	2.00	0	0	0	0	0
53-4251-0101 SHC-Student Health Services	0	0.00	0	4.07	0	0	0	0	0
53-4251-0102 SHC-Counseling Center	0	0.00	0	5.64	0	0	0	0	0
53-4251-0103 SHC-Peer Health Education	0	0.00	0	0.75	0	0	0	0	0
53-4252-0100 RB Food Services-Facilities	0	0.00	0	0.00	0	0	0	85,584	85,584
53-4252-0300 RB Student Center	0	0.00	223,109	7.83	70,480	0	293,589	46,886	340,475
53-4252-0600 RB Greek Life	0	0.00	60,864	1.00	15,060	0	75,924	12,261	88,185
53-4253-0200 Intramurals Operations	0	0.00	112,324	2.09	30,065	0	142,389	27,297	169,686
53-4253-0500 Intramurals Budget Offset	0	0.00	-112,324	0.00	-30,065	0	-142,389	-27,297	-169,686
53-4299-0100 RB Budget Adjustments-Independent Oper	0	0.00	0	0.00	0	0	0	353,851	353,851
53-4299-0500 Budget Adj-Auxiliary Student Services	0	0.00	785,000	46.84	0	0	785,000	2,285,642	3,070,642
TOTAL	0	0.00	2,012,437	95.51	389,318	0	2,401,755	3,088,224	5,489,979

SUB PROGRAM TOTAL 14,000 0 5,466,809 165 1,746,899 0 7,227,708 3,655,281 10,882,989

SUBPROGRAM #/NAME: 43 Business and Finance

UNK-State General Fund-751 State & University Generated/Unrestricted

COST OBJECT	Dollar	FACULTY	NON FACULTY		EMPLOYEE BENEFITS	PERSONAL SERVICE CREDITS	TOTAL PERSONAL SERVICES	TOTAL OPERATING EXPENSES	TOTAL
		FTE	Dollar	FTE					
51-4301-0100 VC Business/Finance	0	0.00	189,325	1.44	48,297	0	237,622	9,872	247,494
51-4301-0200 Associate VC Business/Finance	0	0.00	122,383	1.68	38,243	0	160,626	4,511	165,137
51-4302-0100 Financial Management Systems	0	0.00	0	0.00	0	0	0	3,484	3,484
51-4302-0200 Business & Finance Enhancement Fund	0	0.00	0	0.00	0	0	0	40,403	40,403

COST OBJECT LISTING BY SUB PROGRAM
2023-2024 GENERAL OPERATING BUDGET
UNIVERSITY OF NEBRASKA AT KEARNEY

SUBPROGRAM #/NAME: 43 Business and Finance

UNK-State General Fund-751 State & University Generated/Unrestricted

COST OBJECT	Dollar	FACULTY	NON FACULTY		EMPLOYEE BENEFITS	PERSONAL	TOTAL	TOTAL	TOTAL	
		FTE	Dollar	FTE		SERVICE CREDITS	PERSONAL SERVICES	OPERATING EXPENSES		
51-4302-0300	Emergency Operations/Training	0	0.00	0	0.00	0	0	19,724	19,724	
51-4302-0400	State-Leadership UNK	0	0.00	0	0.00	0	0	5,700	5,700	
51-4310-0100	Budget Office	0	0.00	155,157	1.54	57,049	0	212,206	217,695	
51-4311-0100	Finance Office	0	0.00	497,653	7.79	188,142	0	685,795	707,147	
51-4311-0200	Credit Card Fees	0	0.00	0	0.00	0	0	5,000	5,000	
51-4311-0400	DAS Accting Charges	0	0.00	0	0.00	0	0	42,229	42,229	
51-4311-0500	State CashNet	0	0.00	0	0.00	0	0	23,774	23,774	
51-4312-0200	Business Services	0	0.00	0	0.00	0	0	10,157	10,157	
51-4313-0100	Human Resources	0	0.00	297,239	4.42	70,107	0	367,346	409,500	
51-4313-0400	State-Staff Senate	0	0.00	0	0.00	0	0	2,818	2,818	
51-4314-0100	UNK Police	0	0.00	220,314	3.82	75,678	0	295,992	352,957	
51-4316-0100	State-Early Childhood Education Center	0	0.00	84,872	1.00	34,486	0	119,358	300,000	
51-4399-0500	Budget Adjustment - Inst Support VCBF	0	0.00	6,443	0.70	0	0	6,443	77,194	
TOTAL		0	0.00	1,573,386	22.39	512,002	0	2,085,388	545,025	2,630,413

UNK-Trust-Grant/Cont/Loan/End-758 Trust/Restricted

COST OBJECT	Dollar	FACULTY	NON FACULTY		EMPLOYEE BENEFITS	PERSONAL	TOTAL	TOTAL	TOTAL	
		FTE	Dollar	FTE		SERVICE CREDITS	PERSONAL SERVICES	OPERATING EXPENSES		
56-4302-0001001	Strain Property	0	0.00	6,486	0.13	2,991	0	9,477	9,477	
57-4302-0001001	Instit Gen Trust	0	0.00	31,415	0.50	23,710	0	55,125	55,125	
TOTAL		0	0.00	37,901	0.63	26,701	0	64,602	0	64,602

UNK-Auxiliary-759 Auxiliaries & Services/Restricted

COST OBJECT	Dollar	FACULTY	NON FACULTY		EMPLOYEE BENEFITS	PERSONAL	TOTAL	TOTAL	TOTAL	
		FTE	Dollar	FTE		SERVICE CREDITS	PERSONAL SERVICES	OPERATING EXPENSES		
53-4301-0100	RB Auxiliary Enterprises Admin - VCBF	0	0.00	89,821	0.56	22,876	0	112,697	112,697	
53-4301-0200	RB Auxiliary Enterprises Adm-Assoc VCBF	0	0.00	28,820	0.32	6,718	0	35,538	37,696	
53-4302-0200	RB Insurance	0	0.00	0	0.00	0	0	268,023	268,023	
53-4310-0100	RB Budget Office	0	0.00	59,540	0.46	19,039	0	78,579	78,579	
53-4311-0100	RB Auxiliary Enterprises Admin - Finance	0	0.00	248,501	2.71	92,072	0	340,573	396,801	
53-4311-0300	RB CashNet	0	0.00	0	0.00	0	0	19,974	19,974	
53-4311-1500	ID Card Student Fees	0	0.00	0	0.50	0	0	0	0	
53-4311-1501	ID Card Operations	0	0.00	0	0.31	0	0	0	0	
53-4312-1200	RB LoperNites	0	0.00	0	0.00	0	0	68,000	68,000	
53-4312-1300	RB Business Services	0	0.00	351	0.02	0	0	3,000	3,351	
53-4312-1400	RB Promotional Fund	0	0.00	0	0.00	0	0	5,000	5,000	
53-4312-1500	RB Bookstore	0	0.00	119,525	2.00	49,228	0	168,753	321,247	
53-4313-1100	RB Human Resources	0	0.00	122,760	1.08	31,966	0	154,726	154,726	
53-4314-0100	RB UNK Police	0	0.00	441,586	8.56	182,330	0	623,916	623,916	
53-4314-0200	RB Parking Services	0	0.00	131,970	2.83	50,035	0	182,005	227,057	
53-4316-0100	Aux-Early Childhood Education Center	0	0.00	667,561	26.25	332,439	0	1,000,000	1,200,000	
53-4316-0200	Aux-Early Childhood Ed Ctr Budget Offset	0	0.00	-84,872	0.00	-34,486	0	-119,358	-300,000	
TOTAL		0	0.00	1,825,563	45.60	752,217	0	2,577,780	808,040	3,385,820

SUB PROGRAM TOTAL

0	0	3,436,850	69	1,290,920	0	4,727,770	1,353,065	6,080,835
----------	----------	------------------	-----------	------------------	----------	------------------	------------------	------------------

SUBPROGRAM #/NAME: 44 General Expense

COST OBJECT LISTING BY SUB PROGRAM
2023-2024 GENERAL OPERATING BUDGET
UNIVERSITY OF NEBRASKA AT KEARNEY

SUBPROGRAM #/NAME: 44 General Expense

UNK-State General Fund-751 State & University Generated/Unrestricted

COST OBJECT	Dollar	FACULTY	NON FACULTY		EMPLOYEE BENEFITS	PERSONAL SERVICE CREDITS	TOTAL PERSONAL SERVICES	TOTAL OPERATING EXPENSES	TOTAL
		FTE	Dollar	FTE					
51-4420-0200 Memberships	0	0.00	0	0.00	0	0	0	95,240	95,240
51-4420-0300 Insurance	0	0.00	0	0.00	0	0	0	481,732	481,732
51-4420-0500 Workers Compensation	0	0.00	0	0.00	129,963	0	129,963	0	129,963
51-4420-0600 Unemployment Compensation	0	0.00	0	0.00	46,000	0	46,000	0	46,000
51-4420-0700 Legal Counsel	0	0.00	0	0.00	0	0	0	17,500	17,500
51-4420-0800 Institutional Development	0	0.00	0	0.00	0	0	0	19,549	19,549
51-4420-1520 Tennis Facility	0	0.00	35,962	1.00	20,789	0	56,751	54,636	111,387
51-4420-1540 Reg Engagement & Alumni Ctr Debt Service	0	0.00	0	0.00	0	0	0	986,933	986,933
51-4431-0100 University Communications & Marketing	0	0.00	518,158	8.22	159,217	0	677,375	427,932	1,105,307
51-4432-0200 Commencement	0	0.00	0	0.00	0	0	0	40,047	40,047
51-4436-0200 Creative Services	0	0.00	173,667	3.00	63,620	0	237,287	15,933	253,220
51-4470-0100 Office of Equity and Compliance	0	0.00	189,301	2.77	67,192	0	256,493	34,149	290,642
51-4471-0100 Alumni Association	0	0.00	6,164	0.18	884	0	7,048	75,000	82,048
51-4473-0100 Office of Inclusive Excellence	0	0.00	162,607	1.50	44,762	0	207,369	20,000	227,369
TOTAL	0	0.00	1,085,859	16.68	532,427	0	1,618,286	2,268,651	3,886,937

UNK-State General Fund-751 Revolving/Designated

COST OBJECT	Dollar	FACULTY	NON FACULTY		EMPLOYEE BENEFITS	PERSONAL SERVICE CREDITS	TOTAL PERSONAL SERVICES	TOTAL OPERATING EXPENSES	TOTAL
		FTE	Dollar	FTE					
52-4420-0200 Institutional General Revolving	0	0.00	0	0.00	24,449	0	24,449	0	24,449
52-4436-0100 Creative Services Revolving	0	0.00	0	1.88	0	0	0	0	0
TOTAL	0	0.00	0	1.88	24,449	0	24,449	0	24,449

UNK-Auxiliary-759 Auxiliaries & Services/Restricted

COST OBJECT	Dollar	FACULTY	NON FACULTY		EMPLOYEE BENEFITS	PERSONAL SERVICE CREDITS	TOTAL PERSONAL SERVICES	TOTAL OPERATING EXPENSES	TOTAL
		FTE	Dollar	FTE					
53-4420-1500 RB Pre-season Athletic Meals	0	0.00	0	0.00	0	0	0	16,500	16,500
53-4420-2000 RB Workers Compensation	0	0.00	0	0.00	10,681	0	10,681	0	10,681
53-4420-2100 RB Unemployment Compensation	0	0.00	0	0.00	5,000	0	5,000	0	5,000
53-4420-2300 RB Athletics Tailgate Meals	0	0.00	0	0.00	0	0	0	5,000	5,000
53-4420-4000 RB-Food Service Expense	0	0.00	0	0.00	0	0	0	5,370,000	5,370,000
53-4420-4100 RB-Principle & Interest Payments	0	0.00	0	0.00	0	0	0	3,335,332	3,335,332
53-4420-8101 Wellness Center Operations	0	0.00	0	2.19	0	0	0	0	0
53-4420-8102 Wellness Center Facilities O & M	0	0.00	0	1.00	0	0	0	0	0
53-4470-0100 RB Office of Equity and Compliance	0	0.00	57,513	0.73	21,144	0	78,657	0	78,657
TOTAL	0	0.00	57,513	3.91	36,825	0	94,338	8,726,832	8,821,170
SUB PROGRAM TOTAL	0	0	1,143,372	22	593,701	0	1,737,073	10,995,483	12,732,556

SUBPROGRAM #/NAME: 74 Agency Funds

UNK-Federal Letter of Credit-756 Federal/Restricted

COST OBJECT	Dollar	FACULTY	NON FACULTY		EMPLOYEE BENEFITS	PERSONAL SERVICE CREDITS	TOTAL PERSONAL SERVICES	TOTAL OPERATING EXPENSES	TOTAL
		FTE	Dollar	FTE					
54-7420-2024001 W D Ford Federal Direct Loan Pgm 23-24	0	0.00	0	0.00	0	0	0	20,000,000	20,000,000
TOTAL	0	0.00	0	0.00	0	0	0	20,000,000	20,000,000
SUB PROGRAM TOTAL	0	0	0	0	0	0	0	20,000,000	20,000,000

COST OBJECT LISTING BY SUB PROGRAM
2023-2024 GENERAL OPERATING BUDGET
UNIVERSITY OF NEBRASKA AT KEARNEY

SUBPROGRAM #/NAME: 77 Intercollegiate Athletics

UNK-State General Fund-751 State & University Generated/Unrestricted

COST OBJECT	Dollar	FACULTY	NON FACULTY		EMPLOYEE BENEFITS	PERSONAL SERVICE CREDITS	TOTAL PERSONAL SERVICES	TOTAL OPERATING EXPENSES	TOTAL
		FTE	Dollar	FTE					
51-7701-0100 Athletics State Budget	0	0.00	2,400,425	38.90	1,143,010	0	3,543,435	-58,349	3,485,086
51-7701-7520 Athletics Diversity Funds	0	0.00	17,247	0.00	2,730	0	19,977	0	19,977
TOTAL	0	0.00	2,417,672	38.90	1,145,740	0	3,563,412	-58,349	3,505,063

UNK-Auxiliary-759 Auxiliaries & Services/Restricted

COST OBJECT	Dollar	FACULTY	NON FACULTY		EMPLOYEE BENEFITS	PERSONAL SERVICE CREDITS	TOTAL PERSONAL SERVICES	TOTAL OPERATING EXPENSES	TOTAL
		FTE	Dollar	FTE					
53-7701-0100 ST-Intercollegiate Athletics	0	0.00	508,033	8.48	206,536	0	714,569	550,359	1,264,928
53-7702-0100 ST-Athletics Revenue/State Support	0	0.00	-2,417,672	0.00	-1,145,740	0	-3,563,412	-577,959	-4,141,371
53-7702-0200 ST-Equipment Room	0	0.00	46,618	1.00	28,429	0	75,047	0	75,047
53-7702-2503 Foun Reimb-New West	0	0.00	96,797	0.61	49,214	0	146,011	0	146,011
53-7702-6002 ST-Ath Events Management	0	0.00	56,540	1.00	30,000	0	86,540	0	86,540
53-7702-6005 ST-Loper Vision Program	0	0.00	36,050	0.00	2,758	0	38,808	15,000	53,808
53-7710-0100 ST-Sports Information Office	0	0.00	55,887	1.00	29,897	0	85,784	0	85,784
53-7711-0100 ST-Strength Training	0	0.00	87,328	1.00	34,874	0	122,202	0	122,202
53-7711-0200 ST-Medical/Training Room	0	0.00	222,403	4.14	122,438	0	344,841	0	344,841
53-7712-0100 ST-Football	0	0.00	521,531	6.78	225,235	0	746,766	12,600	759,366
53-7712-0300 ST-Basketball - Men	0	0.00	149,384	2.00	65,748	0	215,132	0	215,132
53-7712-0400 ST-Wrestling	0	0.00	72,100	1.00	32,464	0	104,564	0	104,564
53-7712-0500 ST-Track - Men	0	0.00	52,861	1.00	29,418	0	82,279	0	82,279
53-7712-0600 ST-Tennis - Men	0	0.00	37,389	1.00	26,969	0	64,358	0	64,358
53-7713-0100 ST-Volleyball	0	0.00	144,030	2.00	64,899	0	208,929	0	208,929
53-7713-0300 ST-Basketball - Women	0	0.00	147,600	2.00	65,465	0	213,065	0	213,065
53-7713-0400 ST-Track - Women	0	0.00	52,864	1.00	29,418	0	82,282	0	82,282
53-7713-0500 ST-Tennis - Women	0	0.00	37,389	1.00	26,969	0	64,358	0	64,358
53-7713-0600 ST-Softball	0	0.00	81,328	2.00	54,974	0	136,302	0	136,302
53-7713-0700 ST-Golf - Women	0	0.00	18,414	0.50	12,914	0	31,328	0	31,328
53-7713-0800 ST-Swimming	0	0.00	38,423	1.00	27,132	0	65,555	0	65,555
53-7713-1800 ST-Soccer	0	0.00	51,500	1.00	29,203	0	80,703	0	80,703
53-7799-0500 Athletics Budget - Revenue	0	0.00	0	0.00	0	0	0	400,000	400,000
TOTAL	0	0.00	96,797	39.51	49,214	0	146,011	400,000	546,011
SUB PROGRAM TOTAL	0	0	2,514,469	78	1,194,954	0	3,709,423	341,651	4,051,074

SUBPROGRAM #/NAME: 98 Company Balance Sheets

UNK-Auxiliary-759 Auxiliaries & Services/Restricted

COST OBJECT	Dollar	FACULTY	NON FACULTY		EMPLOYEE BENEFITS	PERSONAL SERVICE CREDITS	TOTAL PERSONAL SERVICES	TOTAL OPERATING EXPENSES	TOTAL
		FTE	Dollar	FTE					
53-9813-3100 MONA Reimbursement	0	0.00	489,062	8.50	148,953	0	638,015	0	638,015
TOTAL	0	0.00	489,062	8.50	148,953	0	638,015	0	638,015
SUB PROGRAM TOTAL	0	0	489,062	9	148,953	0	638,015	0	638,015

SUBPROGRAM #/NAME: 99 Income Activity

UNK-State General Fund-751 Revolving/Designated

COST OBJECT	Dollar	FACULTY	NON FACULTY		EMPLOYEE BENEFITS	PERSONAL SERVICE CREDITS	TOTAL PERSONAL SERVICES	TOTAL OPERATING EXPENSES	TOTAL
		FTE	Dollar	FTE					

COST OBJECT LISTING BY SUB PROGRAM
 2023-2024 GENERAL OPERATING BUDGET
 UNIVERSITY OF NEBRASKA AT KEARNEY

SUBPROGRAM #/NAME: 99 Income Activity

UNK-State General Fund-751 Revolving/Designated

COST OBJECT	Dollar	FACULTY	NON FACULTY		EMPLOYEE BENEFITS	PERSONAL SERVICE CREDITS	TOTAL PERSONAL SERVICES	TOTAL OPERATING EXPENSES	TOTAL
		FTE	Dollar	FTE					
52-9960-0100 SET Fee - State	0	0.00	0	0.00	0	0	0	765,000	765,000
52-9990-0200 Budget Adjustment - Institutional Admin	0	0.00	176,400	0.00	33,600	0	210,000	65,551	275,551
TOTAL	0	0.00	176,400	0.00	33,600	0	210,000	830,551	1,040,551

UNK-Federal Letter of Credit-756 Federal/Restricted

COST OBJECT	Dollar	FACULTY	NON FACULTY		EMPLOYEE BENEFITS	PERSONAL SERVICE CREDITS	TOTAL PERSONAL SERVICES	TOTAL OPERATING EXPENSES	TOTAL
		FTE	Dollar	FTE					
54-9990-0100 Budget Adjustment - Instruction	0	0.00	69,919	1.00	0	0	69,919	36,414	106,333
54-9990-0200 Budget Adjustment - Research	154,926	2.00	0	0.00	47,225	0	202,151	586,980	789,131
54-9990-0300 Budget Adjustment -Community Service	0	0.00	66,197	1.00	0	0	66,197	0	66,197
54-9990-0500 Budget Adjustment - Student Services	0	0.00	45,535	1.00	0	0	45,535	201,479	247,014
54-9990-0600 Budget Adjustment-Gen Admin Log Svc LTD	0	0.00	87,975	2.00	0	0	87,975	0	87,975
54-9990-0800 Budget Adjustment - Scholarship	0	0.00	0	0.00	0	0	0	11,883,055	11,883,055
54-9990-0900 Budget Adjustment-Independent Oper LTD	0	0.00	24,998	0.00	0	0	24,998	0	24,998
TOTAL	154,926	2.00	294,624	5.00	47,225	0	496,775	12,707,928	13,204,703

UNK-Federal Grants/Contracts-757 Federal/Restricted

COST OBJECT	Dollar	FACULTY	NON FACULTY		EMPLOYEE BENEFITS	PERSONAL SERVICE CREDITS	TOTAL PERSONAL SERVICES	TOTAL OPERATING EXPENSES	TOTAL
		FTE	Dollar	FTE					
55-9990-0100 Budget Adjustment - Instruction	172,505	2.00	0	0.00	29,212	0	201,717	10,298,283	10,500,000
TOTAL	172,505	2.00	0	0.00	29,212	0	201,717	10,298,283	10,500,000

UNK-Trust-Grant/Cont/Loan/End-758 Trust/Restricted

COST OBJECT	Dollar	FACULTY	NON FACULTY		EMPLOYEE BENEFITS	PERSONAL SERVICE CREDITS	TOTAL PERSONAL SERVICES	TOTAL OPERATING EXPENSES	TOTAL
		FTE	Dollar	FTE					
56-9990-0100 Budget Adjustment - Instruction LTD	0	0.00	38,232	8.00	0	0	38,232	41,047	79,279
56-9990-0200 Budget Adjustment - Research LTD	479,849	7.00	0	0.00	105,157	0	585,006	488,994	1,074,000
56-9990-0300 Budget Adjustment - Public Service LTD	105,214	1.00	0	0.00	26,817	0	132,031	587,948	719,979
56-9990-0400 Budget Adjustment - Academic Support	0	0.00	0	0.00	0	0	0	34,464	34,464
56-9990-0500 Budget Adj-Student Services	0	0.00	0	0.00	0	0	0	130,000	130,000
56-9990-0800 Budget Adjustment - Scholarship LTD	0	0.00	0	0.00	0	0	0	151,237	151,237
57-9990-0000 Budget Adjustment-Agency YTD	0	0.00	0	0.00	0	0	0	7,081,223	7,081,223
57-9990-0100 Budget Adjustment - Instruction YTD	306,786	4.00	0	0.00	70,613	0	377,399	167,387	544,786
57-9990-0300 Budget Adjustment-Public Service YTD	19,200	0.00	0	0.00	2,999	0	22,199	25,741	47,940
57-9990-0460 Budget Adjustment - Acad Admin YTD	11,324	0.00	0	0.00	4,096	0	15,420	32,323	47,743
57-9990-0620 Budget Adjustment - Fin Mgmt/Oper YTD	42,626	1.00	0	0.00	14,461	0	57,087	114,963	172,050
57-9990-0800 Budget Adjustment - Scholarship YTD	0	0.00	0	0.00	0	0	0	4,060,363	4,060,363
TOTAL	964,999	13.00	38,232	8.00	224,143	0	1,227,374	12,915,690	14,143,064

SUB PROGRAM TOTAL	1,292,430	17	509,256	13	334,180	0	2,135,866	36,752,452	38,888,318
--------------------------	------------------	-----------	----------------	-----------	----------------	----------	------------------	-------------------	-------------------

COST OBJECT LISTING BY SUB PROGRAM
 2023-2024 GENERAL OPERATING BUDGET
 UNIVERSITY OF NEBRASKA
 EXCLUDING ITS

SUBPROGRAM #/NAME: 30 Distance Education

UNOP-State General Fund-781 Revolving/Designated

COST OBJECT	Dollar	FACULTY	NON FACULTY		EMPLOYEE BENEFITS	PERSONAL SERVICE CREDITS	TOTAL PERSONAL SERVICES	TOTAL OPERATING EXPENSES	TOTAL
		FTE	Dollar	FTE					
92-3014-0001 ISHS Admin & Instruction	0	0.00	695,959	11.00	286,293	0	982,252	342,023	1,324,275
92-3014-1001 ISHS-Materials	0	0.00	0	0.00	0	0	0	121,453	121,453
92-3014-1002 ISHS-Marketing & Promotion	0	0.00	267,063	5.00	93,196	0	360,259	140,332	500,591
92-3014-1003 ISHS Curriculum Team	0	0.00	219,437	4.00	76,576	0	296,013	35,745	331,758
92-3014-1004 EEO ISHS-Ready Minds	0	0.00	228,433	5.00	79,716	0	308,149	18,774	326,923
TOTAL	0	0.00	1,410,892	25.00	535,781	0	1,946,673	658,327	2,605,000
SUB PROGRAM TOTAL	0	0	1,410,892	25	535,781	0	1,946,673	658,327	2,605,000

SUBPROGRAM #/NAME: 31 EPSCoR

UNOP-State General Fund-781 State & University Generated/Unrestricted

COST OBJECT	Dollar	FACULTY	NON FACULTY		EMPLOYEE BENEFITS	PERSONAL SERVICE CREDITS	TOTAL PERSONAL SERVICES	TOTAL OPERATING EXPENSES	TOTAL
		FTE	Dollar	FTE					
91-3101-0100 Epscor	0	0.00	134,167	1.40	45,349	0	179,516	135,775	315,291
91-3101-0200 Epscor Non-Match	0	0.00	0	0.00	0	0	0	100,000	100,000
TOTAL	0	0.00	134,167	1.40	45,349	0	179,516	235,775	415,291

UNOP-Federal Advance-787 Federal/Restricted

COST OBJECT	Dollar	FACULTY	NON FACULTY		EMPLOYEE BENEFITS	PERSONAL SERVICE CREDITS	TOTAL PERSONAL SERVICES	TOTAL OPERATING EXPENSES	TOTAL
		FTE	Dollar	FTE					
95-3101-0050001 NSF EPSCoR RII Track 1 CRR1	0	0.00	0	0.00	0	0	0	2,000,000	2,000,000
95-3101-0060001 NSF EPSCOR TRACK 1 EQUATE	0	0.00	262,175	3.10	83,887	0	346,062	3,013,938	3,360,000
TOTAL	0	0.00	262,175	3.10	83,887	0	346,062	5,013,938	5,360,000
SUB PROGRAM TOTAL	0	0	396,342	5	129,236	0	525,578	5,249,713	5,775,291

SUBPROGRAM #/NAME: 32 Research Initiative

UNOP-State General Fund-781 State & University Generated/Unrestricted

COST OBJECT	Dollar	FACULTY	NON FACULTY		EMPLOYEE BENEFITS	PERSONAL SERVICE CREDITS	TOTAL PERSONAL SERVICES	TOTAL OPERATING EXPENSES	TOTAL
		FTE	Dollar	FTE					
91-3201-0100 Nebraska Research Initiative	0	0.00	0	0.00	0	0	0	11,311,445	11,311,445
91-3201-0105 Export Control	0	0.00	69,314	0.50	23,428	0	92,742	0	92,742
TOTAL	0	0.00	69,314	0.50	23,428	0	92,742	11,311,445	11,404,187
SUB PROGRAM TOTAL	0	0	69,314	1	23,428	0	92,742	11,311,445	11,404,187

SUBPROGRAM #/NAME: 33 Facilities Management & Planning

UNOP-State General Fund-781 State & University Generated/Unrestricted

COST OBJECT	Dollar	FACULTY	NON FACULTY		EMPLOYEE BENEFITS	PERSONAL SERVICE CREDITS	TOTAL PERSONAL SERVICES	TOTAL OPERATING EXPENSES	TOTAL
		FTE	Dollar	FTE					
91-3301-0100 Def Repair & Maint Fund	0	0.00	0	0.00	0	0	0	18,000,000	18,000,000
91-3301-0110 Deferred Maintenance Trust Fund	0	0.00	0	0.00	0	0	0	2,000,000	2,000,000
91-3304-0001 Facilities Admin Salaries	0	0.00	109,000	0.50	36,842	0	145,842	0	145,842
91-3304-1001 Management Salaries	0	0.00	111,556	1.00	37,706	0	149,262	0	149,262
91-3316-0001 Physical Planning Real Estate	0	0.00	410,683	5.60	133,538	0	544,221	4,664	548,885
TOTAL	0	0.00	631,239	7.10	208,086	0	839,325	20,004,664	20,843,989

COST OBJECT LISTING BY SUB PROGRAM
 2023-2024 GENERAL OPERATING BUDGET
 UNIVERSITY OF NEBRASKA
 EXCLUDING ITS

SUBPROGRAM #/NAME: 33 Facilities Management & Planning

UNOP-State General Fund-781 Revolving/Designated

COST OBJECT	Dollar	FACULTY	NON FACULTY		EMPLOYEE BENEFITS	PERSONAL SERVICE CREDITS	TOTAL PERSONAL SERVICES	TOTAL OPERATING EXPENSES	TOTAL
		FTE	Dollar	FTE					
92-3305-0001 Facilities Planning & Const	0	0.00	3,046,568	35.00	1,055,950	0	4,102,518	1,372,482	5,475,000
TOTAL	0	0.00	3,046,568	35.00	1,055,950	0	4,102,518	1,372,482	5,475,000
SUB PROGRAM TOTAL	0	0	3,677,807	42	1,264,036	0	4,941,843	21,377,146	26,318,989

SUBPROGRAM #/NAME: 41 System Administration

UNOP-State General Fund-781 State & University Generated/Unrestricted

COST OBJECT	Dollar	FACULTY	NON FACULTY		EMPLOYEE BENEFITS	PERSONAL SERVICE CREDITS	TOTAL PERSONAL SERVICES	TOTAL OPERATING EXPENSES	TOTAL
		FTE	Dollar	FTE					
91-4101-0200 Board of Regents	0	0.00	0	0.00	0	0	0	50,000	50,000
91-4105-0100 President's Office	0	0.00	1,407,509	4.90	475,738	0	1,883,247	135,000	2,018,247
91-4105-0150 President Office-Enterprise Data Service	0	0.00	855,976	8.00	289,319	0	1,145,295	50,000	1,195,295
91-4105-0200 Equipment & Related Exp	0	0.00	0	0.00	0	0	0	100,000	100,000
91-4105-1200 President Market/Equity Salary Pool	0	0.00	200,000	0.00	0	0	200,000	0	200,000
91-4105-1400 Internal Audit & Advisory Services	0	0.00	863,272	8.00	276,924	0	1,140,196	207,688	1,347,884
91-4105-1403 Budget Resp Team Savings	0	0.00	1,400,000	0.00	0	0	1,400,000	0	1,400,000
91-4110-0100 External Relations	0	0.00	1,117,568	9.60	377,738	0	1,495,306	57,000	1,552,306
91-4115-0100 Law Library	0	0.00	0	0.00	0	0	0	25,000	25,000
91-4115-0200 Vice President & General Counsel	0	0.00	1,855,329	12.50	588,843	0	2,444,172	37,000	2,481,172
91-4120-0100 Executive Vice President and Provost	0	0.00	534,437	4.00	180,639	0	715,076	40,000	755,076
91-4125-0100 Vice President for Business & Finance	0	0.00	3,087,164	10.41	535,093	0	3,622,257	169,353	3,791,610
91-4125-0105 Tax Services	0	0.00	310,471	3.00	104,939	0	415,410	45,000	460,410
91-4125-0180 Bond & Tax Consulting	0	0.00	0	0.00	0	0	0	563,865	563,865
91-4125-0200 B&F General Operations	0	0.00	0	0.00	0	0	0	1,000,000	1,000,000
91-4125-0300 Printing & Related Exp	0	0.00	0	0.00	0	0	0	30,000	30,000
91-4125-0400 Insur Redistribution	0	0.00	0	0.00	0	0	0	150,000	150,000
91-4125-0500 Building Operations	0	0.00	0	0.00	0	0	0	175,000	175,000
91-4125-0600 Workers Compensation	0	0.00	0	0.00	85,514	0	85,514	0	85,514
91-4130-0500 Memberships & Dues	0	0.00	0	0.00	0	0	0	75,000	75,000
91-4130-0600 Consultant Services	0	0.00	0	0.00	0	0	0	250,000	250,000
91-4130-1100 General Operations	0	0.00	2,000,000	0.00	0	0	2,000,000	1,695,692	3,695,692
91-4130-1120 UNCA Student Wages	0	0.00	12,480	0.50	0	0	12,480	0	12,480
91-4130-1130 UNCA Student Interns	0	0.00	15,600	0.50	0	0	15,600	0	15,600
TOTAL	0	0.00	13,659,806	61.41	2,914,747	0	16,574,553	4,855,598	21,430,151
SUB PROGRAM TOTAL	0	0	13,934,890	63	3,000,011	0	16,934,901	6,495,250	23,430,151

UNOP-Trust-Grant/Cont/Loan/End-788 Trust/Restricted

COST OBJECT	Dollar	FACULTY	NON FACULTY		EMPLOYEE BENEFITS	PERSONAL SERVICE CREDITS	TOTAL PERSONAL SERVICES	TOTAL OPERATING EXPENSES	TOTAL
		FTE	Dollar	FTE					
96-4125-0001001 VPBF Spec Project	0	0.00	0	0.00	0	0	0	1,561,104	1,561,104
96-4125-0022001 UTDC	0	0.00	130,883	0.64	40,569	0	171,452	78,548	250,000
96-4125-0024001 NDRC Security and Compliance	0	0.00	27,347	0.20	8,475	0	35,822	0	35,822
96-4125-0025001 NSRI Security and Compliance	0	0.00	116,854	0.80	36,220	0	153,074	0	153,074
TOTAL	0	0.00	275,084	1.64	85,264	0	360,348	1,639,652	2,000,000
SUB PROGRAM TOTAL	0	0	13,934,890	63	3,000,011	0	16,934,901	6,495,250	23,430,151

SUBPROGRAM #/NAME: 42 Nebraska Student Information System

COST OBJECT LISTING BY SUB PROGRAM
2023-2024 GENERAL OPERATING BUDGET
UNIVERSITY OF NEBRASKA
EXCLUDING ITS

SUBPROGRAM #/NAME: 42 Nebraska Student Information System

UNOP-State General Fund-781 State & University Generated/Unrestricted

COST OBJECT		FACULTY		NON FACULTY		EMPLOYEE BENEFITS	PERSONAL SERVICE CREDITS	TOTAL PERSONAL SERVICES	TOTAL OPERATING EXPENSES	TOTAL
		Dollar	FTE	Dollar	FTE					
91-4210-0100	NeSIS Functional	0	0.00	744,160	8.00	251,526	0	995,686	0	995,686
91-4210-0110	NeSIS Technical	0	0.00	1,032,196	11.50	348,882	0	1,381,078	0	1,381,078
91-4210-0310	NeSIS Software Maintenance	0	0.00	0	0.00	0	0	0	1,430,125	1,430,125
TOTAL		0	0.00	1,776,356	19.50	600,408	0	2,376,764	1,430,125	3,806,889
SUB PROGRAM TOTAL		0	0	1,776,356	20	600,408	0	2,376,764	1,430,125	3,806,889

SUBPROGRAM #/NAME: 45 SAP Activity

UNOP-State General Fund-781 State & University Generated/Unrestricted

COST OBJECT		FACULTY		NON FACULTY		EMPLOYEE BENEFITS	PERSONAL SERVICE CREDITS	TOTAL PERSONAL SERVICES	TOTAL OPERATING EXPENSES	TOTAL
		Dollar	FTE	Dollar	FTE					
91-4510-0100	NeBIS Functional	0	0.00	1,437,395	14.25	485,840	0	1,923,235	0	1,923,235
91-4510-0110	NeBIS Technical	0	0.00	1,250,123	13.00	422,542	0	1,672,665	0	1,672,665
91-4510-0120	NeBIS Prod Scheduling and Output Mgmt	0	0.00	210,465	4.00	60,591	0	271,056	228,775	499,831
91-4510-0200	NeBIS Travel/Training	0	0.00	0	0.00	0	0	0	10,000	10,000
91-4510-0250	NeBIS Consulting	0	0.00	0	0.00	0	0	0	180,000	180,000
91-4510-0350	NeBIS Software Maintenance	0	0.00	0	0.00	0	0	0	1,490,843	1,490,843
91-4510-0600	NeBIS Administration	0	0.00	0	0.00	0	0	0	10,000	10,000
TOTAL		0	0.00	2,897,983	31.25	968,973	0	3,866,956	1,919,618	5,786,574
SUB PROGRAM TOTAL		0	0	2,897,983	31	968,973	0	3,866,956	1,919,618	5,786,574

SUBPROGRAM #/NAME: 46 General Administration

UNOP-State General Fund-781 State & University Generated/Unrestricted

COST OBJECT		FACULTY		NON FACULTY		EMPLOYEE BENEFITS	PERSONAL SERVICE CREDITS	TOTAL PERSONAL SERVICES	TOTAL OPERATING EXPENSES	TOTAL
		Dollar	FTE	Dollar	FTE					
91-4610-0400	Marketing	0	0.00	0	0.00	0	0	0	218,000	218,000
91-4620-2200	P-16 Initiative	0	0.00	0	0.00	0	0	0	10,000	10,000
91-4620-2201	P-16 Initiative State	0	0.00	0	0.00	0	0	0	100,000	100,000
91-4620-2400	President's Initiatives	0	0.00	453,000	0.00	0	0	453,000	0	453,000
91-4625-0130	ARDC Remediation	0	0.00	0	0.05	0	0	0	0	0
91-4625-0400	Self Insurance	0	0.00	0	0.00	0	0	0	439,817	439,817
91-4625-0700	Das Accounting Services	0	0.00	0	0.00	0	0	0	430,694	430,694
91-4629-0100	Administrative Services	0	0.00	706,393	11.25	238,761	0	945,154	15,000	960,154
91-4630-0200	Intercampus Development Fund	0	0.00	0	0.00	0	0	0	2,665,000	2,665,000
91-4630-0270	Travel Software Maintenance Fees	0	0.00	0	0.00	0	0	0	323,900	323,900
91-4630-0280	System Benefit Office Support	0	0.00	1,600,000	0.00	0	0	1,600,000	0	1,600,000
91-4630-0291	Microsoft Enterprise Licenses	0	0.00	0	0.00	0	0	0	1,833,594	1,833,594
91-4630-0292	DocuSign Enterprise Licenses	0	0.00	0	0.00	0	0	0	246,000	246,000
91-4630-0293	Archibus Enterprise Licenses	0	0.00	0	0.00	0	0	0	172,918	172,918
91-4630-0294	Compliance LMS Enterprise Licenses	0	0.00	0	0.00	0	0	0	205,000	205,000
91-4630-0295	P2P Technology	0	0.00	0	0.00	0	0	0	250,000	250,000
91-4630-0296	IT & Enterprise System Investments	0	0.00	0	0.00	0	0	0	3,100,000	3,100,000
91-4630-0300	HR/Talent Initiatives	0	0.00	0	0.00	0	0	0	150,000	150,000
91-4630-0500	Programs of Excellence	0	0.00	0	0.00	0	0	0	49,957	49,957
91-4630-0501	POE Allocations	0	0.00	0	0.00	0	0	0	3,082,607	3,082,607
91-4630-0620	Nebraska Career Scholarships	0	0.00	0	0.00	0	0	0	8,000,000	8,000,000
91-4630-0630	Daugherty Water for Food Global Inst	0	0.00	0	0.00	0	0	0	500,000	500,000

COST OBJECT LISTING BY SUB PROGRAM
 2023-2024 GENERAL OPERATING BUDGET
 UNIVERSITY OF NEBRASKA
 EXCLUDING ITS

SUBPROGRAM #/NAME: 46 General Administration

TOTAL	0	0.00	2,759,393	11.30	238,761	0	2,998,154	21,792,487	24,790,641
--------------	---	------	-----------	-------	---------	---	-----------	------------	------------

UNOP-Trust-Grant/Cont/Loan/End-788 Trust/Restricted

COST OBJECT	Dollar	FACULTY FTE	NON FACULTY Dollar	FTE	EMPLOYEE BENEFITS	PERSONAL SERVICE CREDITS	TOTAL PERSONAL SERVICES	TOTAL OPERATING EXPENSES	TOTAL
96-4620-0004001 Thompson Scholars	0	0.00	82,638	1.00	25,615	0	108,253	91,747	200,000
TOTAL	0	0.00	82,638	1.00	25,615	0	108,253	91,747	200,000

UNOP-Auxiliary-789 Auxiliaries & Services/Restricted

COST OBJECT	Dollar	FACULTY FTE	NON FACULTY Dollar	FTE	EMPLOYEE BENEFITS	PERSONAL SERVICE CREDITS	TOTAL PERSONAL SERVICES	TOTAL OPERATING EXPENSES	TOTAL
93-4630-0100 Uni Travel Services Mgmt	0	0.00	72,531	1.00	19,219	0	91,750	14,908,250	15,000,000
TOTAL	0	0.00	72,531	1.00	19,219	0	91,750	14,908,250	15,000,000

SUB PROGRAM TOTAL	0	0	2,914,562	13	283,595	0	3,198,157	36,792,484	39,990,641
--------------------------	----------	----------	------------------	-----------	----------------	----------	------------------	-------------------	-------------------

SUBPROGRAM #/NAME: 47 Buffett Early Childhood Institute

UNOP-State General Fund-781 State & University Generated/Unrestricted

COST OBJECT	Dollar	FACULTY FTE	NON FACULTY Dollar	FTE	EMPLOYEE BENEFITS	PERSONAL SERVICE CREDITS	TOTAL PERSONAL SERVICES	TOTAL OPERATING EXPENSES	TOTAL
91-4710-0200 BECI Administration	0	0.00	831,008	5.46	280,882	0	1,111,890	341,610	1,453,500
TOTAL	0	0.00	831,008	5.46	280,882	0	1,111,890	341,610	1,453,500

UNOP-Trust-Grant/Cont/Loan/End-788 Trust/Restricted

COST OBJECT	Dollar	FACULTY FTE	NON FACULTY Dollar	FTE	EMPLOYEE BENEFITS	PERSONAL SERVICE CREDITS	TOTAL PERSONAL SERVICES	TOTAL OPERATING EXPENSES	TOTAL
96-4710-0910001 BECI PDG NCE Roll up	0	0.00	355,020	5.00	110,045	0	465,065	1,381,935	1,847,000
96-4730-0906100 SECP Program Development	0	0.00	867,209	9.50	268,808	0	1,136,017	718,983	1,855,000
97-4710-0100001 BECI - Operations	0	0.00	421,848	5.00	130,759	0	552,607	447,393	1,000,000
97-4720-0100001 BECI - Workforce Planning & Development	0	0.00	389,950	4.00	119,406	0	509,356	490,644	1,000,000
97-4730-0100001 BECI - Program Development	0	0.00	254,451	3.00	78,871	0	333,322	666,678	1,000,000
97-4740-0100001 BECI - Research & Evaluation	0	0.00	697,530	8.00	216,213	0	913,743	511,257	1,425,000
97-4750-0100001 BECI - Communications	0	0.00	841,302	11.00	260,777	0	1,102,079	322,921	1,425,000
97-4760-0100001 BECI Professional Learning	0	0.00	399,826	4.00	123,934	0	523,760	476,240	1,000,000
TOTAL	0	0.00	4,227,136	49.50	1,308,813	0	5,535,949	5,016,051	10,552,000

SUB PROGRAM TOTAL	0	0	5,058,144	55	1,589,695	0	6,647,839	5,357,661	12,005,500
--------------------------	----------	----------	------------------	-----------	------------------	----------	------------------	------------------	-------------------

SUBPROGRAM #/NAME: 48 NU Online

UNOP-State General Fund-781 State & University Generated/Unrestricted

COST OBJECT	Dollar	FACULTY FTE	NON FACULTY Dollar	FTE	EMPLOYEE BENEFITS	PERSONAL SERVICE CREDITS	TOTAL PERSONAL SERVICES	TOTAL OPERATING EXPENSES	TOTAL
91-4820-2500 NU Digital Education Administration	0	0.00	153,500	1.50	51,885	0	205,385	0	205,385
91-4820-2510 Digital Learning	0	0.00	0	0.00	0	0	0	1,004,945	1,004,945
91-4820-2520 NU Digital Ed Compliance and Operations	0	0.00	0	0.00	0	0	0	118,500	118,500
TOTAL	0	0.00	153,500	1.50	51,885	0	205,385	1,123,445	1,328,830

UNOP-State General Fund-781 Revolving/Designated

COST OBJECT	Dollar	FACULTY FTE	NON FACULTY Dollar	FTE	EMPLOYEE BENEFITS	PERSONAL SERVICE CREDITS	TOTAL PERSONAL SERVICES	TOTAL OPERATING EXPENSES	TOTAL
-------------	--------	----------------	-----------------------	-----	----------------------	--------------------------------	-------------------------------	--------------------------------	-------

COST OBJECT LISTING BY SUB PROGRAM
 2023-2024 GENERAL OPERATING BUDGET
 UNIVERSITY OF NEBRASKA
 EXCLUDING ITS

SUBPROGRAM #/NAME: 48 NU Online

UNOP-State General Fund-781 Revolving/Designated

COST OBJECT	Dollar	FACULTY	NON FACULTY		EMPLOYEE BENEFITS	PERSONAL SERVICE CREDITS	TOTAL PERSONAL SERVICES	TOTAL OPERATING EXPENSES	TOTAL
		FTE	Dollar	FTE					
92-4820-2550 Canvas Catalog Subscription	0	0.00	0	0.00	0	0	0	1,000,000	1,000,000
TOTAL	0	0.00	0	0.00	0	0	0	1,000,000	1,000,000
SUB PROGRAM TOTAL	0	0	153,500	2	51,885	0	205,385	2,123,445	2,328,830

SUBPROGRAM #/NAME: 49 Procure-to-Pay (P2P)

UNOP-State General Fund-781 State & University Generated/Unrestricted

COST OBJECT	Dollar	FACULTY	NON FACULTY		EMPLOYEE BENEFITS	PERSONAL SERVICE CREDITS	TOTAL PERSONAL SERVICES	TOTAL OPERATING EXPENSES	TOTAL
		FTE	Dollar	FTE					
91-4901-0001 P2P	0	0.00	2,263,437	34.59	758,959	0	3,022,396	67,595	3,089,991
TOTAL	0	0.00	2,263,437	34.59	758,959	0	3,022,396	67,595	3,089,991

UNOP-State General Fund-781 Revolving/Designated

COST OBJECT	Dollar	FACULTY	NON FACULTY		EMPLOYEE BENEFITS	PERSONAL SERVICE CREDITS	TOTAL PERSONAL SERVICES	TOTAL OPERATING EXPENSES	TOTAL
		FTE	Dollar	FTE					
92-4901-0100 Strategic Procurement	0	0.00	371,711	4.81	129,716	0	501,427	278,573	780,000
92-4901-0200 Payment Services	0	0.00	0	0.00	0	0	0	850,000	850,000
TOTAL	0	0.00	371,711	4.81	129,716	0	501,427	1,128,573	1,630,000
SUB PROGRAM TOTAL	0	0	2,635,148	39	888,675	0	3,523,823	1,196,168	4,719,991

SUBPROGRAM #/NAME: 74 Agency Funds

UNOP-Trust-Grant/Cont/Loan/End-788 Trust/Restricted

COST OBJECT	Dollar	FACULTY	NON FACULTY		EMPLOYEE BENEFITS	PERSONAL SERVICE CREDITS	TOTAL PERSONAL SERVICES	TOTAL OPERATING EXPENSES	TOTAL
		FTE	Dollar	FTE					
97-7420-0001001 NSWERS Operations	0	0.00	838,157	8.00	259,802	0	1,097,959	902,041	2,000,000
TOTAL	0	0.00	838,157	8.00	259,802	0	1,097,959	902,041	2,000,000
SUB PROGRAM TOTAL	0	0	838,157	8	259,802	0	1,097,959	902,041	2,000,000

SUBPROGRAM #/NAME: 97 Clearing Centers

UNOP-Auxiliary-789 Auxiliaries & Services/Restricted

COST OBJECT	Dollar	FACULTY	NON FACULTY		EMPLOYEE BENEFITS	PERSONAL SERVICE CREDITS	TOTAL PERSONAL SERVICES	TOTAL OPERATING EXPENSES	TOTAL
		FTE	Dollar	FTE					
93-9770-0200 Administrative Systems Clearing	0	0.00	0	0.00	0	0	0	1,150,000	1,150,000
TOTAL	0	0.00	0	0.00	0	0	0	1,150,000	1,150,000
SUB PROGRAM TOTAL	0	0	0	0	0	0	0	1,150,000	1,150,000

COST OBJECT LISTING BY SUB PROGRAM
 2023-2024 GENERAL OPERATING BUDGET
 UNIVERSITY OF NEBRASKA
 INFORMATION TECHNOLOGY SERVICES

SUBPROGRAM #/NAME: 29 Information Technology Services

UNOP-State General Fund-781 State & University Generated/Unrestricted

COST OBJECT	Dollar	FACULTY	NON FACULTY		EMPLOYEE BENEFITS	PERSONAL SERVICE CREDITS	TOTAL PERSONAL SERVICES	TOTAL OPERATING EXPENSES	TOTAL
		FTE	Dollar	FTE					
91-2901-0001 ITS Department	60,863	0.40	2,777,816	20.64	876,930	0	3,715,609	2,863,637	6,579,246
91-2902-0002 Research IT Srvs Support	0	0.00	0	2.00	0	0	0	0	0
91-2905-0040 Project & Portfolio Management Office	0	0.00	294,165	3.00	99,427	0	393,592	0	393,592
91-2905-0050 ITS Communications	0	0.00	61,682	1.00	20,849	0	82,531	0	82,531
91-2907-0001 Client Services Division	0	0.00	67,500	0.60	22,817	0	90,317	0	90,317
91-2907-0010 End User Computing	0	0.00	239,422	2.58	80,924	0	320,346	0	320,346
91-2907-0020 Enterprise Call Center	0	0.00	176,212	4.00	59,560	0	235,772	0	235,772
91-2907-0032 UNL Desktop Support	0	0.00	496,615	8.00	167,856	0	664,471	0	664,471
91-2907-0040 UNO User Services	0	0.00	181,124	3.00	61,220	0	242,344	0	242,344
91-2907-0050 UNK User Services	0	0.00	295,958	4.10	100,034	0	395,992	0	395,992
91-2908-0010 Identity & Access Management	0	0.00	455,968	5.18	154,118	0	610,086	0	610,086
91-2908-0020 Security	0	0.00	1,392,580	15.02	470,693	0	1,863,273	0	1,863,273
91-2908-0040 Web App Security	0	0.00	97,625	1.00	30,944	0	128,569	0	128,569
91-2909-0011 UNL Applications & Development	0	0.00	188,711	2.07	63,785	0	252,496	0	252,496
91-2909-0020 UNL SIS Application & Development	0	0.00	856,182	9.39	289,390	0	1,145,572	0	1,145,572
91-2909-0030 UNO Applications & Development	0	0.00	884,590	9.60	298,993	0	1,183,583	0	1,183,583
91-2909-0040 UNK Applications & Development	0	0.00	172,501	1.95	58,307	0	230,808	0	230,808
91-2910-0002 Infrastructure IANR	0	0.00	0	0.00	0	0	0	210,882	210,882
91-2910-0040 Disaster Mitigation	0	0.00	89,906	1.00	30,389	0	120,295	0	120,295
91-2910-0060 Network Engineering	0	0.00	1,586,567	17.77	530,895	0	2,117,462	0	2,117,462
91-2910-0080 Systems	0	0.00	1,814,618	20.37	613,342	0	2,427,960	0	2,427,960
91-2911-0010 UNL Academic Technologies	0	0.00	111,725	1.19	37,764	0	149,489	0	149,489
91-2911-0011 UNL Acad Tech GP Maint	0	0.00	0	0.00	0	0	0	32,600	32,600
91-2911-0030 UNL Digital Learning Center	0	0.00	42,073	0.65	14,221	0	56,294	0	56,294
91-2911-0040 UNO Academic Technologies	0	0.00	112,067	1.29	37,878	0	149,945	0	149,945
91-2911-0050 UNK Academic Technologies	0	0.00	35,753	0.49	12,084	0	47,837	0	47,837
91-2912-0002 Web Application & Support	0	0.00	236,083	3.00	79,797	0	315,880	0	315,880
TOTAL	60,863	0.40	12,667,443	138.87	4,212,217	0	16,940,523	3,107,119	20,047,642

UNOP-State General Fund-781 Revolving/Designated

COST OBJECT	Dollar	FACULTY	NON FACULTY		EMPLOYEE BENEFITS	PERSONAL SERVICE CREDITS	TOTAL PERSONAL SERVICES	TOTAL OPERATING EXPENSES	TOTAL
		FTE	Dollar	FTE					
92-2901-0010 STF UNL	0	0.00	443,600	0.00	1,316	0	444,916	2,694,734	3,139,650
92-2901-0011 STF UNO	0	0.00	96,800	0.00	287	0	97,087	627,442	724,529
92-2901-0012 STF UNK	0	0.00	0	0.00	0	0	0	302,171	302,171
92-2901-0020 DE UNL	0	0.00	0	0.00	0	0	0	369,327	369,327
92-2901-0021 DE UNO	0	0.00	237,304	2.83	82,811	0	320,115	310,398	630,513
92-2901-0022 DE UNK	0	0.00	0	0.00	0	0	0	40,000	40,000
92-2907-0002 Dept Cell Phone Services	0	0.00	49,039	0.85	17,113	0	66,152	573,848	640,000
92-2907-0011 Client Services Service Center	0	0.00	1,658,123	29.38	578,631	0	2,236,754	323,246	2,560,000
92-2907-0014 STF UNL EndUser Comp	0	0.00	4,123	0.00	1,439	0	5,562	0	5,562
92-2907-0035 STF UNL HuskerTech	0	0.00	233,032	5.04	81,321	0	314,353	0	314,353
92-2907-0040 STF UNO User Svcs	0	0.00	503,339	9.10	175,649	0	678,988	0	678,988
92-2907-0041 DE UNO User Svcs	0	0.00	23,000	0.50	8,026	0	31,026	0	31,026
92-2907-0050 STF UNK User Svcs	0	0.00	80,715	1.38	28,167	0	108,882	0	108,882
92-2908-0012 STF UNO IAM	0	0.00	52,170	0.82	18,206	0	70,376	0	70,376
92-2908-0021 STF UNL Security	0	0.00	79,501	1.00	27,744	0	107,245	0	107,245
92-2908-0022 STF UNO Security	0	0.00	35,970	0.43	12,553	0	48,523	0	48,523
92-2908-0023 STF UNK Security	0	0.00	22,765	0.26	7,945	0	30,710	0	30,710
92-2908-0025 DE UNL Security	0	0.00	30,388	0.28	10,604	0	40,992	0	40,992

COST OBJECT LISTING BY SUB PROGRAM
 2023-2024 GENERAL OPERATING BUDGET
 UNIVERSITY OF NEBRASKA
 INFORMATION TECHNOLOGY SERVICES

SUBPROGRAM #/NAME: 29 Information Technology Services

UNOP-State General Fund-781 Revolving/Designated

COST OBJECT	Dollar	FACULTY	NON FACULTY		EMPLOYEE BENEFITS	PERSONAL SERVICE CREDITS	TOTAL PERSONAL SERVICES	TOTAL OPERATING EXPENSES	TOTAL
		FTE	Dollar	FTE					
92-2909-0011 UNL Applications & Development SC	0	0.00	669,038	7.63	230,962	0	900,000	0	900,000
92-2909-0013 STF UNL Appl & Dvl	0	0.00	86,009	1.13	30,015	0	116,024	0	116,024
92-2909-0031 STF UNO Appl & Dvl	0	0.00	102,968	1.40	35,933	0	138,901	0	138,901
92-2909-0040 STF UNK Appl & Dvl	0	0.00	192,857	2.20	67,301	0	260,158	0	260,158
92-2910-0010 Infrastructure Service Center	0	0.00	379,694	3.81	87,307	0	467,001	5,091,551	5,558,552
92-2910-0013 Infrastructure - Network Engineering SC	0	0.00	457,443	6.17	159,633	0	617,076	0	617,076
92-2910-0017 Infrastructure - Systems (storage) SC	0	0.00	240,460	2.94	83,912	0	324,372	0	324,372
92-2910-0022 STF UNO Infra	0	0.00	143,349	1.54	50,023	0	193,372	0	193,372
92-2910-0033 Data Center Colocation	0	0.00	15,238	0.31	5,317	0	20,555	174,445	195,000
92-2910-0060 STF UNL Network Svcs	0	0.00	95,250	1.50	33,240	0	128,490	0	128,490
92-2910-0080 STF UNL Systems	0	0.00	37,647	0.50	13,138	0	50,785	0	50,785
92-2910-0081 STF UNO Systems	0	0.00	169,769	2.00	59,244	0	229,013	0	229,013
92-2910-0082 STF UNK Systems	0	0.00	34,219	0.37	11,941	0	46,160	0	46,160
92-2910-0090 Telecommunications SC	0	0.00	910,576	11.53	267,266	0	1,177,842	2,031,010	3,208,852
92-2910-0092 Telecommunications SC - Operator Service	0	0.00	141,699	4.00	49,449	0	191,148	0	191,148
92-2911-0010 STF UNL Acad Tech	0	0.00	460,910	6.16	160,844	0	621,754	0	621,754
92-2911-0013 DE UNL Acad Tech	0	0.00	177,677	2.49	62,004	0	239,681	0	239,681
92-2911-0020 UNL Classroom Build & Design SC	0	0.00	413,595	6.59	142,814	0	556,409	193,591	750,000
92-2911-0032 STF UNL DLC	0	0.00	160,224	2.25	55,913	0	216,137	0	216,137
92-2911-0040 STF UNO Acad Tech	0	0.00	234,474	3.23	81,824	0	316,298	0	316,298
92-2911-0041 DE UNO Acad Tech	0	0.00	473,296	6.28	165,165	0	638,461	0	638,461
92-2911-0050 STF UNK Acad Tech	0	0.00	149,684	2.01	52,235	0	201,919	0	201,919
TOTAL	0	0.00	9,295,945	127.91	2,957,292	0	12,253,237	12,731,763	24,985,000

UNOP-State General Fund-781 Cash & Student Contracts/Designated

COST OBJECT	Dollar	FACULTY	NON FACULTY		EMPLOYEE BENEFITS	PERSONAL SERVICE CREDITS	TOTAL PERSONAL SERVICES	TOTAL OPERATING EXPENSES	TOTAL
		FTE	Dollar	FTE					
91-2910-0003 Network Nebraska	0	0.00	183,713	1.75	55,192	0	238,905	361,095	600,000
TOTAL	0	0.00	183,713	1.75	55,192	0	238,905	361,095	600,000

UNOP-Auxiliary-789 Auxiliaries & Services/Restricted

COST OBJECT	Dollar	FACULTY	NON FACULTY		EMPLOYEE BENEFITS	PERSONAL SERVICE CREDITS	TOTAL PERSONAL SERVICES	TOTAL OPERATING EXPENSES	TOTAL
		FTE	Dollar	FTE					
93-2906-0001 Computer Sales	0	0.00	97,869	1.00	12,832	0	110,701	706,519	817,220
93-2906-0002 Cell Phones Sales	0	0.00	259,834	3.83	57,938	0	317,772	4,082,228	4,400,000
93-2907-0020 UNL User Services	0	0.00	0	0.00	0	0	0	7,000	7,000
93-2907-0030 UNL Computer Repair Service Center	0	0.00	23,850	0.32	6,321	0	30,171	44,829	75,000
93-2907-0040 UNO User Services	0	0.00	0	0.00	0	0	0	3,000	3,000
93-2910-0063 Network Engineering Greek Net	0	0.00	0	0.00	0	0	0	15,000	15,000
93-2911-0051 UNK Computer Sales	0	0.00	25,913	0.40	6,867	0	32,780	0	32,780
TOTAL	0	0.00	407,466	5.55	83,958	0	491,424	4,858,576	5,350,000

SUB PROGRAM TOTAL	60,863	0	22,554,567	274	7,308,659	0	29,924,089	21,058,553	50,982,642
--------------------------	---------------	----------	-------------------	------------	------------------	----------	-------------------	-------------------	-------------------

ALPHABETICAL LISTING OF COST OBJECTS

Symbols

(CLS) Clinical Lab Science, 254
(FFO) MOTMO - COX, 290
(FFO) MOTMO - EVANS, 290
(FFO) MOTMO - KOESELL, 290
21st Century Observa, 301
2015-16 Educ WS Job Locator Program, 196
2020-21 Educ WS Job Locator Program, 196
2022-23 Educ WS Job Locator Program, 196
2023 BCC COE Cancer Needs Assessment, 297
3D Bioprinting of Biomimetic Constructs, 282
3905 Dewey Ave, 273
4H Youth Development, 241
602 S 38th Ave, 273
608 S 38th Ave, 273

A

A 52-week; randomized; double-blind; dou, 285
A 78-week trial comparing the effect and, 284
A 104-Week; Multicenter; Single-Arm; Lon, 291
A Double-Blinded Phase 3 Extension Trial, 291
A Global Randomized Multicenter Phase 3, 285
A Hydrogel Ionic Circuit-Based Electrica, 282, 289
A Longitudinal Prospective Observational, 285
A multicenter; double-blinded; randomize, 291
A Multicenter; Pivotal Phase 3 Study of, 285
A Novel High-Intensity Iontophoresis-Bas, 289
A novel regulation of early follicle for, 283
A Phase 1/2 Trial for Patients with New1, 291
A Phase 1/2a randomized; double-blind; t, 285
A Phase 1b/2 Stdy of Selinexor (KPT-330), 285
A Phase 1B; Open-Label; Multicenter Stud, 285
A Phase 2/3; Multicenter; Randomized; Do, 285
A Phase 2; Randomized; Double-blind; Pla, 291
A Phase 2b; Multicenter; Randomized; Ope, 285
A Phase 3; multi-center; randomized; dou, 286
A Phase 3; Open-Label; Multicenter Study, 290
A Phase 3; Randomized; Double-Blind; Pla, 285
A Phase 3; Randomized; Observer-Blinded;, 285
A Phase 3b; Open-Label; Safety; and Immu, 286

A Phase I/II Study of the c-Met Inhibito, 285
A Phase III; Multi-center; Randomized St, 286
A Phase III; Randomized; Double-blind Tr, 285
A Phase IIIb; Randomized; Multicenter; P, 285
A Randomized Phase II Study of Regorafen, 285
A Randomized; Double-Blind; Double-Dummy, 286
A ratiometric fluorescent sesnor array f, 264
A State-Wide Nursing Education Model for, 260
A StuDy EVALuatiNg the Long-Term EffiCac, 285
A Study to Evaluate the Safety and Effic, 285
A&E - Job Pool, 269
A&S Gen-Distance Ed, 198
A. Ross McIntyre Professorship, 280
AAA - Anesthesiology, 279, 281
AAA - OB/GYN, 279
AAA - Ophthalmology, 279
AAA - Orthopaedics, 279
AAA - Path/Micro, 279
AAA - Radiology, 279
Abel Sandoz Dining, 226
Abel Sandoz Facilities, 226
Acad Dist Teachers & Peer Review, 196
Academic & Career Development Center, 329
Academic Accreditation, 313
Academic Advising & Career Development, 344
Academic Affairs, 197, 252, 301, 313, 336, 339
Academic Catalog, 336
Academic Equipment, 339
Academic Project Support, 267
Academic Resource Room, 333
Academic Success, 344–345
Academic Support Services, 266
Academic Support-Anticipated Activity, 229–230
Academics, 196–197, 228, 252–253, 313–314, 336
Accessibility Services Center, 329
Accounting, 222–223, 271–273, 318, 331–332, 337, 352
Accounting and Business Systems Developm, 271
Accounting Services, 273, 331–332, 352
Accounting Services Department, 331
Accounting/Finance/Economics, 337

Accts Rec-Copy Center, 312
ACF Douglas County, 299
ACOG Cntret UNC, 298
Acquisition Partners, 259
ACT Clinical, 299
ACT Support & Professional Growth, 301
ACTG LOC: PF Chair A5403, 265
ACTG Protocol Chair Support- A-5362, 265
ACTG-A5401, 265
ACTION Clinical, 299
ActionClc Supp&Growt, 301
Activating Veterans: The Call to Primary, 259
ADA Accommodation Fund, 225
ADA Expenses, 255
ADA/Accommodation Resource Cnt, 225
Adaptive Neurostimulation to Restore Sle, 289
Addiction Medicine FDN, 293
Additional Teach Supp, 274
AdductNE LLC, 312
Adele Hall College Prof-Agee; Jonis, 202
Adele Hall College Prof-Stenberg, 202
ADMA: A Novel Pathway in Organic Dust Me, 295
Admin Academic, 292
Admin-Business Operations, 251
Admin-Dean Operations, 251
Admin-Overhead, 251
Admin-Utilities, 251
Administration, 202–204, 212, 220–223, 226–229, 232, 243, 252, 259, 261, 269–270, 272, 288, 293, 295, 298, 302, 305–311, 314, 317–318, 323, 327–328, 330–331, 333–334, 336–337, 341–345, 351–353
Administration & Planning Core, 295
Administration Development Support, 331
Administration Research, 306
Administration Reserve, 228
Administrative Core, 262, 276, 282, 304
Administrative Expenses, 253
Administrative Services, 352
Administrative Systems Project, 273
Administrator Salary, 257

- Admissions, 216, 255, 274, 329–330, 344
 Admissions Diversity Funds, 344
 Admissions Office, 274
 Admissions-Recruitment Support, 344
 Adolescent Medicine - CSF, 293
 Adolescent Medicine Mission Support, 292
 Adoption and Implementation of an Eviden, 296
 Adv Microscopy Core, 258
 Advanced Anatomy, 281
 Advanced Microscopy, 261
 Advanced Stage Lung Disease Rsch Fund, 287
 Advertising, 210
 AEGD DENTAL CLINIC, 302
 AEM Business Center, 247
 Aerospace Studies (AFROTC), 324
 Agency-Anticipated Activity, 229–230
 AgHort NE Small Grains Fund, 240
 Agricultural Economics, 231, 233, 241
 Agricultural Economics Research, 233
 Agricultural Economics Teaching, 231
 Agronomy - Horticulture Research, 233
 Agronomy -Horticulture Teaching, 231
 Agronomy-Horticulture Extension, 241
 Aguirre Additional Comp Fund, 260
 AH-PA IPAP Contract 1 Funds, 255
 AH-Perfusion Non-State Operating, 255
 AH-RSTE DMS Distance, 255
 Air Science, 217
 AKRIC3 Inhibitors as Chemotherapeutic Po, 264
 ALEC-Education Operating, 231
 ALEC-Extension Operating, 241
 ALEC-Research Operating, 233
 Allergy CSF, 293
 Alliance for Clinical Trials in Oncology, 285
 Alliance for Innovation on Maternal Heal, 293
 Allied Health, 253–255, 267–268, 308
 Allied Health Cont Ed, 255
 Allied Health Leased EE Clinical, 308
 Allied Hlth Dist Main Acct, 255
 Allington Distinguished Prof-Van Etten, 233
 Allwine Radiological Safety, 316
 Altered Lipid Droplet Trafficking Role i, 282
 Alumni Affairs, 274
 Alumni Assn-COM, 274
 Alumni Assn-CON, 274
 Alumni Assn-COP, 274
 Alumni Association, 230, 332, 347
 Alumni Association Support, 332
 Alumni Chapter-Graduate Studies, 274
 American Democracy Project, 339
 Ameritas Actuarial Faculty Fellow-Vagts, 204
 An intra- and inter-laboratory compariso, 265
 An Open-Label; Dose Escalation and Dose, 285
 An Open-Label; Multicenter; Rollover Stu, 286
 An Open-Label; Phase 1 Safety and Phase, 285
 Anatomical Board - Agency Account, 305
 Anatomy fee for PA/PT student, 281
 Anatomy Fees PT, 281
 Anatomy Instruction, 276
 Anatomy Special, 281
 Anderson Chief Start up, 287
 Anderson Fund Prof-Saraf; Ravi, 208
 Androgen Receptor-containing novel trans, 276
 Anesth - Indirect Costs/Research, 281
 Anesthesiology, 275, 279, 281, 292
 Anesthesiology Fellowship, 292
 Anesthesiology Mission Support, 292
 Angle/Othmer Prof-Thomas, 201
 Animal Behav Core, 258
 Animal Science, 231–233, 235, 241, 243
 Anna Stake Psy Fellowship, 293
 Anne Skinner Devl, 255
 Ant Awards - Community Service, 311
 Ant Awards - Community Svc, 312
 Ant Awards - Instruction, 312
 Ant Awards - Rsch Other, 312
 Ant Awards - Scholarships, 312
 ANT Awards Student Services, 312
 Ant Awards-Academic Admin, 312
 ANT AWARDS-INSTITUTIONAL ADMIN,
 311–312
 Ant Awards-Instruction, 311
 Ant Awards-Research Instr, 312
 Ant Awards-Rsch Other, 311
 Ant Inc Indep Operations, 312
 Ant Income Stores & Services, 312
 Ant Income-Research, 312
 Anti-Amyloid Treatment in Asymptomatic A, 286
 Apar Ganti Research Dev Fund, 287
 APOLLO - Upper Midwest, 286
 Application Fees, 260
 APRDP Prog Dir, 253
 Aqueous Humor Dynamic Components that De, 286
 ARA08 Strategy to Prevent the Onset of C, 286
 Archibus Enterprise Licenses, 352
 Architecture, 197–198
 ARD - ITS Support, 233
 ARD Dean-Operating, 233
 Ard Interdisciplinary Research, 233
 ARD-Faculty Support, 233
 ARD-Greenhouse Support, 233
 ARD-Honors Program, 233
 ARD-Innovative Research, 233
 ARD-Special, 233
 ARF6 function in cancers driven by RAS h, 283
 ARS Data Bases Crop Models Midwest Farms, 239
 ARS RLH MARC, 249
 Art - Gallery, 319
 Art and Art History, 318–319
 Art and Art History Equipment Replacemnt, 319
 Art and Design, 342
 Art Gallery, 219, 341
 Art History Distance Ed, 204
 Art-Dept Oper, 204
 Artists And Lecturers, 336
 Arts & Science General, 198, 315
 Arts & Sciences - Animal Care, 315
 Arts & Sciences Distance Education, 316
 AS Residential Experience, 226
 ASEM Dean's Office, 216
 ASEM Operations, 216
 Ashfall Voorhies Fund, 219
 Ashok Mudgapalli Salary Support, 280
 Assc of Hlthcare Emer Preparedness, 273
 Assessment, 207, 237, 265, 286, 297, 313, 336
 Assessment Office, 313
 Assoc Vice Chan Global Enq, 266
 Associate VC Business/Finance, 345
 ASSOCIATING ADIPONECTIN SIGNALING
 WITH C, 291
 Asst Vice Chancellor Bus/Fin, 271
 Astrocytic HIF-1a (alpha) as a therapeut, 277
 Ath-NCAA/Big Ten Student Support Pgms, 227
 Athl FAC Capital Proj & Constr, 228
 Athletic Budget Adjustment, 333

Athletic Facilities, 333
 Athletic Insurance, 333
 Athletic Media Relations, 333
 Athletic Medicine, 228
 Athletics Administration, 333
 Athletics Diversity Funds, 348
 Athletics State Budget, 348
 AtRial Cardiopathy and Antithrombotic Dr, 286
 Autophagy-mediated mucin degradation is, 282
 Aux-Early Childhood Ed Ctr Budget Offset, 346
 Aux-Early Childhood Education Center, 346
 AVC-Simul&Virt Real, 252
 AVE Business Center, 247
 Aviation Institute, 314–315
 Award_POE_EPSCoR Lim; Jung Yul, 206
 Award_POE_Schubert; Mathias, 206
 Award_POE_Tan; Li, 206

B

B Chhunchha, 279
 B&F Business Center, 224
 B&F General Operations, 351
 B&F Leased EE Clinical, 309
 B&R Robinson Prof Ext#Stipend, 215
 Baird Family Prof-Anderson; John, 203
 Bak Museum: The Learning Center, 324
 Band, 204, 319
 Band Replacement, 319
 Baseball, 228, 333
 Baseball Seymour Smith, 333
 Basketball, Men's, 228
 Basketball, Women's, 228
 Batra Grant Return, 276
 Batra Project, 262
 BBEID State & Tuition, 295
 BBICE Core (Guda), 283
 BCBS Agreement, 298
 BCC Eppley Pilot Project Siddiqui, 280
 BCC Funding for Dr. Andy Bi, 287
 BCC Pilot Project Datta, 280
 Bdgt Adj Interntl Student Recruit, 218
 Bdgt Adj Oper and Maint Reserve, 224
 BDGT ADJ PERM BDG, 218
 Beadle Business Center, 247
 BECI Administration, 353

BECI Community Chair Year 4, 215
 Behavioral Health Train, 252
 Behavioral Health Workforce and Educatio, 299
 Behavioral Psych PhD Student Acct, 302
 Benefits, 196–356
 BERD Core (Zhang), 283
 Bergan, 263
 Berkshire Professorship, 212
 Bernard & Ann Moran Professorship, 256
 Bessho Portion, 262
 Bhattacharyya Development, 292
 BHCN Service Cntrct, 295
 BHECN Infrastructure, 252
 BHECN Learning Coll, 252
 BHECN Mental Health Technology Transfer, 299
 BHECN MOU, 301
 BHECN Research and, 252
 BHECN Telehealth, 252
 Big Idea - Biomechanical Rehab & Manufac, 322
 Big Idea - Business of Healthcare, 324
 BIL Cooperative Fire Assistance FY22, 246
 BIL Forest Health FY22, 246
 BIL Urban and Community Forestry FY22, 246
 Bindery, 258, 273
 Binek NANOSCALE SCI POE, 199
 Bio-Terrorism/Rad Hlth Center, 273
 Biochemistry, 199, 231, 233, 235, 275–278, 280
 Biochemistry & Molecular Biology, 277–278
 Biochemistry - Indirect Costs/Research, 276
 Biochemistry Grant Return, 276
 Biochemistry Instruction, 275
 Biochemistry/Molecular Biology, 280
 Bioimaging Core Lab, 294
 Bioinformatics, 234, 252, 261, 269, 281, 321
 Bioinformatics & Systems Biology Core, 281
 Biologic and Chemical Threat Characteriz, 279
 Biologic Chemical Threat Characterizatio, 265
 Biological Systems Engineering, 231, 233, 241, 243
 Biology, 208, 233, 256–257, 261, 277–278, 280–281, 304, 314, 316, 342
 Biology Start-up Jonathan Clayton, 316
 Biomechanics, 314, 322–323
 Biomedical Research Development Fund, 303
 Biosafety Officer, 252
 Biosecurity Engagement Program, 296

Biostatistics, 261, 294, 297
 Biostatistics Online Worldwide, 294
 Biotechnology, 198, 234
 Bioterrorism Laboratory Services Agreeme, 290
 Black Studies, 316
 Blackman Distinguished Prof - Choobineh, 208
 Bldg R&M Research, 269
 Bldg R&M Trades, 269
 Bldg Rpr & Maint-Control Sys Maint Div, 220
 Bly Memorial Research Fund, 287
 Board of Regents, 351
 Bond & Tax Consulting, 351
 BONDS AND INSURANCE, 225, 274, 331
 Bonds and Insurance, 225, 274, 331
 Borgstahl Portion, 262
 Bowl, 228, 233
 Bowling, 228
 BPAC Business Center, 198
 BPAC Business Center Dist Ed, 198
 BPDF_Clearing, 206
 Brain, Biology & Behavior, 208
 BrainInjury TrustFnd, 273
 Bridge, 275, 279, 291, 301
 Bridge Fund-Pediatric, 275
 Brightfelt College Professor-Nowak, 208
 Brittle Bone Disorders Consortium of the, 286
 Broadcasting, 210, 320
 BSE Prof Fee, 231
 BSL3 Core Facility, 258
 BSM-Mgm Salaries, 220
 Budget, 196–356
 Budget Adj - Benefits, 336
 Budget Adj 2023, 313, 332
 Budget Adj-Strategic Faculty Salary Fund, 218
 Budget Adjust Benefit Variance Allowance, 218
 Budget Adjustm Unalloc F&A, 218
 Budget Adjustmen Revolving Budget Adjus, 217
 Budget Adjustment, 230, 234, 242, 247–248, 251, 332–336, 338–340, 342, 345–346, 349
 Budget Adjustment - Inst Support VCBF, 346
 Budget Adjustment Permanent Bdgt Adj, 251
 Budget Adjustment Permanent Bud Adjust, 247
 Budget Adjustment Sub Prog Alloc Bal Fw, 247
 Budget Adjustment Temporary Bdgt Adjust, 234, 242

- Budget Adjustment Unalloc F&A, 248
 Budget Adjustment-Academic Support, 334–335
 Budget Adjustment-Agency, 335, 349
 Budget Adjustment-Institutional Admin, 334–335
 Budget Adjustment-Instruction, 334–335
 Budget Adjustment-Other, 332
 Budget Adjustment-Physical Plant, 334–335
 Budget Adjustment-Public Service, 334–335, 349
 Budget Adjustment-Research, 334–335
 Budget Adjustment-Scholarship, 334–335
 Budget Adjustment-Student Service, 334–335
 Budget Cut COVID-19, 336
 Budget Cuts, 336
 Budget Office, 272, 346
 Budget Resp Team Savings, 351
 Buffett Cancer Center Contract, 302
 Buffett Fund Prof-Thorson; Bruce, 211
 Building Compliance, 224
 Building Operations, 222–223, 351
 Building Repairs & Maintenance, 269, 327
 Bureau Business Research, 203
 Bursar, 223
 Business & Finance - Indirect Cost, 332
 Business & Finance Enhancement Fund, 345
 Business & Finance_UNeTech, 272
 Business Administration - General, 317
 Business Administration - Travel, 317
 Business Distance Education, 317
 Business Office, 227, 298, 305, 333
 Business Services, 346
 Business Systems, 271, 329, 331–332
 Business Systems Intelligence, 329
 Business/Technology General, 336
- C**
- C Conrady, 279
 C Miller Professional Development, 260
 CAHP Alumni Engagement Council, 274
 Campus Allocation-Reserve, 324
 Campus ID Program, 273
 Campus Planning, 223
 Campus Priority Funding, 336
 Campus Reallocation, 266
 Campus Safety Pgms, 341
 Campus Visits, 216, 329
- CAMRI Core, 288
 Cancer Center Development, 304
 Cancer Center Prep Expenses, 270
 Cancer Research Training & Educ. Coord., 261
 Cancer Rsch Professorship, 280
 Cancer- Related Fatigue and the Adaptive, 260
 Candidate Expense, 313
 CAP WRAP UP EVAL, 298
 Caplan Grant Return, 276
 Capture Falls, 254
 Cardiac afferents and renal function in, 278, 282
 Cardiology (Internal Medicine), 284
 Cardiology - MSP, 292
 Cardiology CSF, 293
 Cardiology Fellowship, 292
 Cardiology Prof Svc Fees, 287
 Cardiomics Program, 280
 Cardiovascular Rsch & Ed, 293
 Care Coordination Access in Healthcare, 300
 Care CoordinationPrg, 301
 CareCoord Supp&Growt, 301
 Career Services, 196
 CAREER: Experimental and Theoretical Stu, 265
 Carol R. Angle; Chr Peds, 280
 Carson Center EMA Professorships, 205
 Carson Center Operations, 205
 Carson Ctr for Emerg Media Arts-Dist Ed, 204
 Carson Ctr for Emerg Media Arts-Oper, 204
 CAS Diversity-Chem Fac Salary Enhancemnt, 342
 CAS Experiential Learning and Career Ctr, 201
 CAS F&A, 315
 Cashiering, 272, 331
 Cashiering/Student Accounts, 331
 CASNR - ITS Support, 231
 CASNR Dean-Operating, 231
 CASNR Dean-Recruitment, 231
 CASNR Distance Ed, 231
 CASNR Teaching, 231
 CASNR-Dean Placement, 231
 CASNR-Dean Retention, 231
 CASNR-Engler Agribusiness Entrep Pgm, 231
 CASNR-Forensic Science, 231
 CASNR-Instruction Improvement, 231
 CASNR-Microbiology, 231
 CASNR-Special, 231
- CAST First-Year Programs, 196
 Catalog, 329, 336, 354
 Catering, 227
 CBA Differential - Personnel, 317
 CBA Differential - Support, 317
 CBA F&A, 317
 CBA Prep Academy.3.J-3, 324
 CBH Development-Morris, 260
 CBT Career Center, 337
 CBT Communications & Recruitment, 336
 CCCM Development, 260
 CCORDA Core Facility, 298
 CED - ITS Support, 241
 CED Dean-Operating, 241
 CED-Special, 241
 CEE_Lincoln, 206
 CEE_Omaha, 206
 CEE_Omaha_PKI Strategic Initiative, 206
 CEE_Omaha_POE_Defense, 206
 CEE_Omaha_POE_Manufacturing, 206
 CEE_POE_Manufacturing, 206
 CEHS Fac&Staff Recruiting, 213
 CEHS General Development, 215
 CEHS Stdt Certification oper, 213
 CEHS Student Recruitment, 213
 CEHS Student Services Center, 213
 CEHS Travel, 213
 Cell Analysis Core, 258, 269
 CELL&INTEGRATIVESUBA, 275
 Cellular & Integrative Physiology, 278–279
 Center For Biotechnology, 198
 Center for Cardiovascular Research, 280
 Center for Cardiovascular Research-Admin, 280
 Center for Clinical and Translatio Rsrh, 258
 Center for Faculty Excellence, 324
 Center For Grassland Studies, 231, 234, 241, 244
 Center for Grassland Studies, 231, 234, 241, 244
 Center for Intelligent Health Care, 287
 Center for Public Affairs Rsch.2.J-8, 314
 Center for Science/Math/Comp Ed, 199
 Center for Transformative Teaching, 220
 Center Great Plains Study, 199
 Center on Children Families Law, 198
 Central Housing, 226
 Central Housing-Administration, 226

Central Housing-Contracts/Student Acnts, 226
 Central Housing-Dining, 226
 Central Housing-Facilities, 226
 Central Housing-Learning Communities, 226
 Central Housing-Operations & Support, 226
 Central States Center for Agricultural S, 295
 Central Utilities Plant & Electricians, 269
 CENTRIC SUPPORT, 259
 Cerebral organoid and IPSC derived micro, 282
 CFAM Distance Education, 318
 CFAM General, 318
 CFF Center Adult Program, 285
 CFHL Salaries, 271
 CGHAD Specific Hire, 295
 CHAIN - Administrative Core (Fox), 284
 Chair's Hire Pkg - Anesthesiology, 279
 Chair's Hire Pkg-Neuro Sci-Lowndes Lab, 279
 Chairs, 324
 Chambers/Othmer Prof-Brunero, 201
 Chambers/Othmer Prof-Henderson, 201
 Chancellor, 196, 202, 221-223, 252, 257, 266, 268, 270-271, 279, 324, 328, 331, 344
 Chancellor - IGPBS, 279
 Chancellor Commissions, 221
 Chancellor Distance Ed, 221
 Chancellor FAR, 328
 Chancellor Program Devel, 266
 Chancellor Program Support, 324
 Chancellor's Comm On Status of Women, 328
 Chancellor's Executive Management/Dev, 344
 Chancellor's Office, 344
 Chapin Memorial Fund, 287
 Characterization of a humanized mouse mo, 265
 Characterizing Human RPE Cell Proliferat, 279
 Characterizing the Function of the Perip, 289
 Charles & Linda Wilson Professorship, 202
 Charles Mach Prof-Gruverman, 202
 Charles Mach Prof-Jacobs, 202
 Charles Mach Professor-Turner, 202
 Charles R O'Malley RSTE Fund, 254
 Cheer Team, 333
 Chem-Instrument Shop, 198
 Chem/Rad Spill Response Team, 266
 Chemical Safety, 266
 Chemistry, 198-199, 202, 294, 316, 342
 Chemistry Deptl Research Support, 198
 Chemistry-Operations, 198
 Chen Research, 287
 Chicago Clinical Trials Unit, 265
 Chick Fil A, 227
 Child Abuse - CSF, 293
 Child Abuse - MSP, 292
 Child Care Center, 311, 330
 Child Youth & Fam Studies, 213, 233, 241
 Chinese Sch Prgm, 263
 Chld Youth Fam Schl POE, 213
 Chloroquine-based polymer particles as o, 264, 276
 CHMC Admin, 259
 CHMC Evaluation, 301
 CHMC FACULTY SUPPORT, 257
 CHMC ILL, 259
 CHMC Ped Faculty Sup, 312
 CHMC Research Support Award, 290
 CHMC Resources, 259
 CHME, 205
 CHME_POE_Bio Med, 206
 Choi, 262-263, 303
 Choi Pilot, 262
 Choir, 319
 CHRI, 304-305, 309
 CHRI Comm Trials Prg, 305
 CHRI Critical Care Salomon Start Up Pkg, 305
 CHRI Cunha Pediatric Research Award, 305
 CHRI Executive Office, 305
 CHRI Jantzen Pediatric Research Award, 305
 CHRI Leased EE Clinical, 309
 CHRI Li Pediatric Research Award, 305
 CHRI Nasir2 Pediatric Research Award, 305
 CHRI Ortho Halanski Research Pkg, 305
 CHRI PRO MAIN, 305
 CHRI Scholar Award, 305
 CHRI Swanson Pediatric Research Award, 305
 Chuck Hagel Symposium (CHS), 315
 CIP-Masters Physiolo, 276
 Classics, 198
 Client Services Division, 355
 Cline Willams Professorship, 211
 Clinic Administration, 302
 Clinic Computer, 302
 Clinical - FMP Salary, 306
 Clinical Add'l Emer Med, 310
 Clinical Add'l Fam Med, 306
 Clinical Add'l Neuro Sci, 308
 Clinical Add'l Neurosurg, 310
 Clinical Add'l Ophth, 308
 Clinical Add'l Orth, 308
 Clinical Add'l Otol, 308
 Clinical Effectiveness of the PICU Up!, 260
 Clinical factors in aminoglycoside-induc, 290
 Clinical IM - Allgy, 307
 Clinical IM-Card, 307
 Clinical IM-Hospital Med, 307
 Clinical Lab Science Lab Expenses, 255
 Clinical Neurosurgery, 310
 Clinical Perfusion, 253, 255
 Clinical Pharmacology of Efavirenz Combi, 264
 Clinical PM & R, 311
 Clinical Protocol & Data Mgmt, 261
 Clinical Psych Ed Partnership Cont FY17, 201
 Clinical Research - Non-Therapeutic, 304
 Clinical Research - Protocol Review Moni, 304
 Clinical Research - Therapeutic, 304
 Clinical Shortfall, 287, 293
 Clinical Simulation Lab, 274
 Clinical Surg-Transp, 310
 Clinical Trail Ofc FPBCC, 288
 Clinical Trials, 265, 273, 285, 289
 ClinTrlMgmtSys-CapOp, 258
 Clyde Hyde Prof-Wei Qiao, 208
 CMV responses in autoantibody positive s, 289
 CNND General Supply Clearing Account, 294
 CNS HIV Theranostics Based on Intrinsic, 289
 Cnt Biological Chemistry, 198
 Cntl Hsg-Residential Experience, 226
 CNTR Global Hlth, 295
 Co-oncogenic Role of ECD in HER2-Driven, 277
 CoB Dean Distance Ed, 203
 CoB Differential Tuition, 203
 CoB Offutt Distance Ed, 203
 COD Adult Restorative Dentistry, 256
 COD ADV Standng Prog, 256
 COD Cech Professorship Fund, 256
 COD Continuing Education, 257
 COD Dental Hygiene, 256
 COD Growth & Development, 256

COD Learning Resources, 256
 COD MOU, 301
 COD Oral Biology, 256
 COD Sealant Program - LPS, 256
 COD Sealant Program - OPS, 256
 COD Special Tuition Increase, 256
 CoE, 205, 208, 233, 297, 337
 COE - Educator Certification Office, 337
 COE Distinguished Prof of CE-Viljoen, 208
 COE IT Equipment, 337
 CoE_Communications, 205
 CoE_Diff T_Deans Pool, 205
 CoE_Diff T_Deans Prof Fee Tuit Pool, 205
 CoE_Dist Ed, 205
 CoE_Ed Enhance-Scholarships, 205
 CoE_General, 205
 CoE_General Travel, 205
 CoE_Omaha, 205
 CoE_Research Center, 205
 CoJMC-Dist Ed- Eqp, 210
 CoJMC-Dist Ed-Comm, 210
 Col Ed & Human Sci General, 213
 Col of Architecture-Distance Ed, 197
 Collaborative Research: Theoretical and, 265
 Collagen Sequence Variants in Racial Dis, 262
 Collective Bargaining Expense, 313
 College Arch Diff Tuition, 197
 College Diff, 197
 College of Arts & Sciences General, 342
 College of Arts & Sciences Unallocated, 343
 College of Business Dean, 203
 College of Business General, 203
 College of Business/Technology Unallocat, 337
 College of Dentistry, 256–257
 College of Education F&A, 321
 College of Education Unallocated, 338
 College of IS&T Maintenance, 320
 College Of Law, 211–212
 College of Law Clinic Fund, 212
 College of Nursing, 220, 259–261, 267
 College Of Nursing - Nnrc, 260
 College of Nursing - Northern Division, 259
 College of Nursing Custodial Support, 220
 College of Pharmacy, 263–266
 College of Pharmacy General, 264
 College of Public Health, 294–298
 Collegebound Nebraska, 266
 Colonial Terrace-Facilities, 227
 Columbia Univ Babys First Years, 210
 Com - Special State, 275
 COM Deans Office Service Agreement, 274
 Com General - E.S.O., 274
 COM Special - OB-GYN, 275
 Com Special - Radiation Oncology, 275
 COM Special Emer Med, 275
 COM Special State - Anatomy, 275
 COM Special State - Biochemistry, 275
 COM Special State - Int / Med, 275
 COM Special State - Pharm, 275
 Com Special State - Physio/Bio, 275
 COM Special State-Cont Ed, 275
 COM-Dean's Business Office, 279
 COM_Chinese Program Fee, 281
 Combinational effect of Opiate Byrareddy, 277
 Combinational effects of Opiates Buch, 277
 Combinatorial effects of HIV; cART; & mo, 277
 Combined Molecular Excision Therapy (CME), 277
 Comm Eng S&P Growth, 301
 Comm Pride of NE Prof Neuroscience, 280
 Comm Studies-Debate, 199
 Commencement, 217, 271, 328, 332, 344, 347
 COMMERCE-EDA ROBOTICS LAB SPACE & PROG, 226
 Communication, 199, 210–211, 213–214, 318–320, 322, 337, 342
 Communication - Speech Center, 319
 Communication Disorders, 213, 337
 Communication Diversity Funds-New Hires, 342
 Communication Studies, 199
 Communications, 200, 208–209, 215, 227, 247, 252, 313, 332, 336, 347, 353, 355
 Communities For Kids, 301
 Community & Regional Planning, 197
 Community Engagement (King), 283
 Community Engagement Center, 324
 Community Outreach & Engagement, 261
 Community Sites - Partn, 252
 COMP MED F&A, 258
 COMP MED PER DIEM, 258
 COMP MED STATE ACCT, 257
 COMP MED TECH SERV, 258
 COMP MED VET SERV, 258
 Comp Tomography Prg, 253
 Compliance, 208–209, 224–225, 228, 252, 270, 272, 291, 328, 333, 338, 347, 351–353
 Compliance F&A, 328
 Compliance LMS Enterprise Licenses, 352
 COMPUTATION CHEMCORE, 258
 Computational Bioinformatics-POE, 234
 Computer Sales, 356
 Computer Science, 206, 320–321, 337
 Computer Support, 256
 Computing Services, 228
 CON, 246, 259–261, 274, 289, 308
 CON - Eq Maint Cntrct UNL, 261
 CON - Equip Maint Contracts, 261
 CON Administration - Lincoln, 259
 CON Application Fees, 260
 CON Development Fund, 260
 CON Distr Of Indirect Cost, 259
 CON FEE CRSE RNBSN, 260
 CON Learning Center, 259
 CON Leased EE Clinical, 308
 CON Office, 259
 CON Omaha Division, 259
 CON OWW RN-BSN, 259
 CON West Nebraska Division Support, 260
 CON WND Accelerated Program Support, 260
 CON-Academic Programs, 259
 CON-Course Fees-UNMC, 260
 CON-Distributive Learning-UNMC, 260
 CON-Eq Maint Cntrct Scblf, 261
 CON-Eq Maint Cntrct UNK, 261
 CON-Kearney Expansion Project, 259
 CON-Lab Fees-UNMC, 260
 CON-Omaha Technology Fee, 260
 CON-Other Fees-UNL, 260
 CON-Other Fees-UNMC, 260
 CON-Wellness for Women, 260
 Concessions, 228, 333
 CoNDA Administrative Core, 282
 CoNDA Neuroimaging Core, 282
 CoNDA Pilot - da Silva Augusto UNMC, 283
 CoNDA Pilot - Gemenyuk, 282
 CoNDA Pilot - Gumenyuk, 283

CoNDA Pilot - Peng Zhong, 282
 CoNDA Pilot - Taraschenko UNMC, 283
 CoNDA Pilot - Yutong Liu, 282
 CoNDA Translational Imaging/Behavior Cor, 282
 Confocal Microscope Core, 294
 Connectivity mapping identified novel co, 282
 Conroy Professorship, 212
 Consortium for Pre-Primary Data and Meas, 297
 Consultant Services, 351
 Consultative FBA Services, 300
 Continuing Education - Degree Prgm/BMS, 326
 Continuing Studies Distance Education, 326
 Control Energy, 269
 Convocation, 328–329
 COOK RESEARCH, 293
 Cooperative role of TET2 & IDH2 mutation, 289
 COP COURSE FEE, 265
 COP Distr Of Indirect Cost, 263
 COP Pharmaceutical Sci-Dev, 263
 COP Special Tuition, 263
 COP Student Technology Fee, 265
 COP Tech Prg Fees, 265
 COP- Oupicky Start Up, 263
 COP-KNOELL START UP, 264
 COP_Chinese Program Fee, 265
 COPH, 274, 294–295, 297–298
 CoPH Alumni, 274
 COPH Online Worldwide Edu Funds, 294
 CoPH Technology Fees, 298
 Copy Center, 225, 273, 312
 Corn Bd Corn Oil for Improving Pavement, 207
 Cortes-Penfield Research Account, 287
 Corteva Innovation Farms, 245
 COSTSHARE/ 34-5228-2005-001, 307
 COSTSHARE/ 36-5224-2280-001, 307
 COSTSHARE/ 36-5226-2119-001, 307
 COSTSHARING 34-5160-2122-001, 276
 COSTSHARING 35-1905-3023-001, 261
 COSTSHARING 36-5360-2261-001, 253
 COSTSHARING/34-5210-1007-013, 268
 COSTSHARING/35-1905-2045-001, 261
 COSTSHARING/36-0115-1005-010, 252, 256,
 258–259, 263, 270–271, 288, 305
 COSTSHARING/36-0401-2018-001, 255
 COSTSHARING/36-0411-2057-001, 263–264
 COSTSHARING/36-1905-2374-001, 261
 COSTSHARING/36-5140-2189-001, 276
 COSTSHARING/36-5140-2190-001, 276
 COSTSHARING/36-5315-3009-001, 288
 COSTSHARING/36-5316-2073-001, 288
 COSTSHARING/36-5507-3097-001, 298
 COSTSHARING/37-1813-2008-001, 259
 COSTSHARING/ 34-1905-2244-105, 261
 COSTSHARING/ 34-2005-2115-101, 264
 COSTSHARING/ 34-5150-2702-001, 276
 COSTSHARING/ 35-1209-3002-001, 271
 COSTSHARING/ 35-1905-2046-001, 261
 COSTSHARING/ 35-4301-3000-001, 271
 COSTSHARING/ 36-0401-2015-001, 253
 COSTSHARING/ 36-0411-2028-001, 255
 COSTSHARING/ 36-0915-2043-001, 256
 COSTSHARING/ 36-0920-2012-001, 256
 COSTSHARING/ 36-1822-2005-001, 259
 COSTSHARING/ 36-1905-2254-031, 261
 COSTSHARING/ 36-1905-2372-001, 261
 COSTSHARING/ 36-1905-2377-001, 261
 COSTSHARING/ 36-5140-2162-001, 276
 COSTSHARING/ 36-5140-2188-001, 276
 COSTSHARING/ 36-5150-2085-101, 258
 COSTSHARING/ 36-5224-2281-001, 258
 COSTSHARING/ 36-5234-2446-001, 263
 COSTSHARING/ 36-5240-2046-001, 271
 COSTSHARING/ 36-5360-2295-001, 253, 288
 COSTSHARING/ 36-7215-2017-001, 288
 Couns-Sch Psych-Fam Sci Diversity Funds, 338
 Counseling, 254, 270, 321–322, 329, 338, 345
 Counseling/School Psych/Family Science, 338
 Courtyards-Facilities, 226
 COVID-19 Electronic Health Data Initiati, 290
 COVID-PREP, 296
 Cowan PA Assistant, 263
 Coxiella manipulation of cholesterol in, 289
 Coxiella survival mechanisms in the intr, 289
 Coxiella-mediated regulation of lipid dr, 290
 CPACS - Dean, 314
 CPACS - Travel, 314
 CPACS F&A, 314
 CPB CSG 2022 KUON, 218
 CPB CSG 2022 NETC, 218
 CPB: CSG UNRESTRICTED EXP 9/23, 320
 CPNRD Managing Irrigation Systems, 245
 Cr English as Second Language, 199
 Creative Services, 347
 Credit Card Fees, 346
 Creighton-Family Medicine, 275
 Criminal Justice, 314–315, 342
 Criminal Justice Distance Ed, 314
 Criss Library General, 323
 Critical Care - CSF, 293
 Critical Care - MSP, 292
 Critical Care Fellowship, 292
 Critical Resources Provided by UNMC RAP, 262
 Crtyds Residential Experience, 226
 Crystallography Facility, 263
 CSE, 206, 255
 CSE_Dist Ed_National Security, 206
 CSE_Dist Ed_Software Engineering, 206
 CSE_POE_Comp Simul, 206
 CSE_POE_Creating Depd End-User Soft, 206
 CSE_POE_Manufacturing, 206
 CSE_POE_Nano Technology, 206
 CSI Kid's Squad Mental Health, 302
 CSP - Drucker, 287
 CSP - PEDI PLASTICS, 293
 CSP Radiology Prof Svs Fees, 293
 CSP Shortfall, 287
 CT Surgery Mission Support, 292
 CTO Heart & Vascular, 288
 Ctr for Acad Success & Transition, 196
 Ctr for Entrepreneurshp & Rural Develop, 339
 Cultural Awareness Programming, 329
 Custodial, 220, 222–223, 229, 251, 270, 327,
 341–342
 Custodial Salaries, 270
 Custodial Services, 341–342
 CVIT, 254
 CYAF Child Development Lab State, 213
 Cyber POE Funds, 321
 Cyber Systems, 337
 CYFS State Support, 213
 CYFS-General Support, 213
 Cyto Technology Prog, 254
 Cytotechnology Operating Acct, 255

D

- Dance Teams, 333
 Das Accounting Services, 352
 DAS Acct Service Charge, 272
 DAS Accting Charges, 346
 Data Coordinating and Operations Center, 290
 Daugherty Water for Food Global Inst, 352
 David Purtilo Distinguished Chair Of Pat, 280
 DCDC: Sherwood Fnd Assmnt Phase 2 12/23, 315
 DDIF Administration Dermatology, 311
 DDIF Administration IM - Allgy, 308
 DDIF Administration IM-Adm, 306
 DDIF Administration IM-Card, 307
 DDIF Administration Neurosurg, 311
 DDIF Administration PM&R, 311
 DDIF Administration Surg-Transp, 310
 DDIF Research Dermatology, 311
 DDIF Research Emer Med, 310
 DDIF Research HV CRO, 307
 DDIF Research IM-Adm, 306
 DDIF Research IM-Card, 307
 DDIF Research IM-FPBCC-CTO, 307
 DDIF Research IM-Hospital Med, 307
 DDIF Research Neurosurg, 310
 DDIF Research Rad, 309
 DDIF Research Rad Onc, 309
 DDIF Research Surg-AC, 310
 DDIF Research Surg-Transp, 310
 DE UNL, 355–356
 DE UNL Acad Tech, 356
 DE UNL Security, 355
 DE UNO, 355–356
 DE UNO Acad Tech, 356
 DE UNO User Svcs, 355
 DE: BS ED Library Science Program, 321
 Dean Arts & Sciences, 198, 315
 Dean CFAM, 318
 Dean Col Ed & Human Sci, 213, 241
 Dean College Of Architecture, 197
 Dean College of Arts & Sciences, 342
 Dean College of Business Administration, 317
 Dean College of Business/Technology, 336
 Dean College of Dentistry, 256
 Dean College of Education, 321, 337
 Dean College Of Journalism, 210
 Dean College Of Medicine, 274
 Dean Graduate College, 323
 Dean Graduate Studies, 257, 338
 Dean Graduate Studies/Research, 338
 Dean Support Biochem, 275
 Dean's Pro Svc Fees, 256
 Dean's Professorship, 205
 Dean-College of Public Health, 294
 Deans Pediatric Development, 279
 Decrease Step Width (1891), 327
 Deep InSight: Deep Extraction of Driver, 286
 Def Repair & Maint Fund, 350
 Defective Zn homeostasis impairs host de, 264
 Deferred Maintenance, 269, 350
 Deferred Maintenance Trust Fund, 350
 Defining ichthyosis in Sjogren-Larsson s, 289
 Defining the Spectrum of PDAC Genetic Va, 262
 DELAWARE Framework of Connections, 210
 Delmar Lienemann Sr Chair of Accountancy, 203
 Deloitte & Touche Col Prof-Smith; David, 203
 DEM Section Research, 287
 Dental Books And Instruments, 257
 Dental Clinic-General Prac-UNMC Exp, 302
 Dental Clinic-Radiology, 302
 Dental Hygiene, 256, 302
 Dental Stores, 257
 Dental Technology Fee, 257
 Department Development, 291
 Dept Discretion Industry Donors, 240
 Dept of Ped - Chair Admin & Ed Fund, 293
 Dept of Surgical Specialties, 302
 Dept. Grant Return, 276
 Dermatology, 275, 288, 291, 293, 311
 Dermatology (Internal Medicine), 291
 Determining PINK1 and PRKN enzyme activi, 286
 Dev Med Clinical, 299
 Developing a State-Wide Primary Care NP, 260
 Developing an Astroglial Model for Fragi, 283
 Development Fund McMechan, 240
 Development of a next-generation glycomi, 278
 Development of a Targeted Radiotherapeut, 265
 Development of an NTSR1-Targeted Radioth, 264
 Development of delivery methods for comb, 264
 Development of Mechanism-Based Ovarian, 283
 Development of Novel Ovarian Cancer Biom, 296
 Developmental Account, 280, 300
 Developmental Peds - CSF, 293
 Developmental Peds - MSP, 292
 Developmental Peds Fellowship, 292
 Dewey-Kelly Dist Prof of Chemistry-Kautz, 202
 DHHS 2 Epidemiologist COVID-19 Disease S, 296
 DHHS CDC Workforce Development, 296
 DHHS NE Drug Overdose Surveillance #9796, 296
 DHHS NE INJURY SURVE, 312
 DHHS Prgm Eval in NE, 298
 DHHS Quailty Improvement Center year 5, 200
 DHHS STATE HLTH ASSN, 312
 DHHS Street Experiences Affect & Coping, 200
 DHS: NCITE Center Y3 ADMIN CORE 6/23, 313
 Diab/Endo/Metab (Internal Medicine), 283–284
 Diabetes Research-Degen, 279
 Diagnostics Clinical, 298
 Diastolic dysfunction in HIV infection, 277
 Diastolic Heart Failure in HIV- Gorantla, 277
 Diastolic Heart Failure in HIV-1 Bidasee, 277
 Diff Tuition Sup1819, 263
 Digital Humanities Certification Program, 198
 Digital Learning, 353, 355
 Digital Media, 204, 228
 Digital Pathways, 327
 Dillon Discovery - Personnel FY 23, 240
 Dir-Envirn Hlth Safe, 266
 Director of Student Affairs, 270
 Director of Student Services, 270
 Director Salary, 257
 Disaster Mitigation, 355
 Discovery and characterization of select, 264
 Dissecting the Druggable PP2A Interactom, 262
 Dist Engr College Professor-Rajurkar, 208
 Distance Education, 315–324, 326–327, 330, 350
 Distance Learning Option-PA Program, 255
 Distinguished Faculty, 324
 Distinguished Professorship Funds, 320
 Distq Kommineni Prof of Path, 280
 Div of DEM Prof Svs Fees, 286
 Div Of Id Pro Svs Fees, 286
 Div of Onc Prof Svs Fees, 287
 Diversity & Equal Opportunity, 328
 Diversity Chancellor Pool, 196
 Diversity Funds - Int Med, 275

- Diversity Funds-Surgery, 275
 Diversity Office, 274
 Diversity-Acad Succ Disability Services, 344
 Diversity-Academic Success KRN Bound, 344
 Division of Continuing Studies, 326
 Dixon Endowed Chair, 256
 Dixon Faculty Fellowship, 256
 DLO PA Program, 255
 DMS Omaha, 253
 DMS-KEARNEY, 254
 DNA repair gene mutations and prostate c, 278
 DocuSign Enterprise Licenses, 352
 DoD: APEX 2023 12/23, 318
 DOE LaserNet US FY21, 200
 DOE NE Industrial Assessment Center, 207
 DOE Nitrogen Responsive Genes in Sorghum, 239
 DOJ: Omaha NU Victim Advocacy 9/23, 330
 DOS: Pakistan Female Environmental 09/24, 326
 DOS: Pakistan TEA 2 06/24, 326
 DOS: YSEALI Acad Fellows 7/23, 326
 Dose-Response Relationship and Pharmacok, 264, 289
 DOT UTC - Zhao - HGRC, 207
 Douglass Arch Prof - Potter, 197
 Doyle Faculty Fellowship, 256
 Dr Kenneth C Stout Grassland Studies Fun, 240
 Dr Lee & Dorothy Enright Endowed Profess, 197
 Dr of Plant Health Program, 231
 Dr. Charles O Gardner Prof Stipend, 240
 Dr. Dennise Ross Chr of Neph, 280
 Dr. Steven Fund, 287
 DRC BL-3 Lab, 294
 DRC II Path/Micro RPS, 294
 DSAEC_Arch Engr & Constr, 206
 DSAEC_Events/Special Activities, 206
 DSAEC_Graduate Teaching Assts, 206
 DSAEC_Innovative Teaching Initiati, 206
 DSAEC_Institutional Fees, 206
 DSAEC_Mail, 206
 DSAEC_Other, 206
 DSAEC_POE_Arch Engr, 206
 DSAEC_POE_Defense, 206
 DSAEC_Printing, 206
 DSAEC_Staff Expenditures, 206
 DSAEC_Telephone, 206
 DTRA Radiation Monitoring Sensors Opt 3, 207
 Duane Acklie Prof-Balistreri, 203
 Dunlap Professorship, 211
 Durham Dist Prof-Puckett, 208
 Durham Research Center Autoclave Fund, 281
 DWFI-Director Water Climate Health, 248
 DWFI-WC Extension, 241
 DWFI-WC Research, 233
 DWFI-WC Teaching, 231
- E**
- E F Schramm Fund, 219
 E Learn Mod-Student, 257
 E-Clinic, 212
 EAEP 275 & 288/Hort, 232
 EAOH Online Worldwide, 294
 Earl Avitt Fund, 202
 Early Intervention, 214, 306
 Eberhard Prof Ag ENTOM-stipend, 240
 Eberhard Prof Ag Stipend-Ge, 240
 Eberhard Prof of Agriculture-Giannakas, 240
 ECD Support & Professional Growth, 302
 ECE, 206
 ECE_Omaha_Operations, 206
 ECE_PKI Strategic Initiative, 206
 ECE_POE_Defense, 206
 ECE_POE_Fac Cluster Support, 206
 ECE_POE_Manufacturing, 206
 ECL Enhanced, 285
 Econ Educ-Ne Council Econ Educ, 203
 Economics, 203, 231, 233, 241, 243, 337
 Economics Education, 203
 ED: Project Achieve Y3 8/23, 330
 EDA: DOC ARPA 3/25, 318
 EDA: DOC Grant 9/23, 318
 Educ Cert Office-Transition to Teaching, 337
 Educare, 213, 302
 Educare WinnebagoPrg, 302
 Educate Youth on the Epidemiology; Preve, 296
 Education, 203, 213–216, 219, 223, 231, 243, 249, 253–255, 257, 260–261, 266–268, 270, 272, 274, 281, 292–293, 299–301, 303, 305, 309, 313–324, 326–327, 330–331, 337–338, 340, 345–346, 350, 353
 Education & Child Development, 305
 Education & Outreach, 249, 261
 Education - Marketing/Recruitment, 337
 Education and Training, 272, 281
 Education Child Dev, 301
 Education Distance Education, 321
 Education General, 321, 337
 Education General - Faculty Travel, 321
 Education General - Supervision Travel, 321
 Education Support Office, 274
 Education Zone - Job Pool, 270
 Education/Phys. Therapy, 255
 Educational Admin, 213–214
 Educational Administration, 337
 Educational Leadership, 321
 Educational Psychology, 213–214
 Edward & Lida Robinson Professor of Can, 263
 EEO ISHS-Ready Minds, 350
 Effect of cell-based therapies on functi, 289
 Effective oral benzimidazole carbamates, 265, 290
 Effectiveness and safety of Bictegravir/, 285
 Effects of aortic compliance and Windkes, 291
 Efficacy And Safety Evaluation of Glepag, 291
 EFNEP Dawson, 245
 EFNEP Douglas, 245
 EFNEP Hall/Adams, 244
 EFNEP Lancaster, 244
 EFNEP Nutritional Sciences, 245
 EHS-Stormwater Mgm Pgm, 224
 EI Clinical, 299
 EI Supp&ProfGrowth, 301
 Elearn Admin Fee, 258
 Electrical Shop Inventory, 269
 Electrn Micspy Core, 258
 Electronic Hlth Record Rsch Core, 258
 Electronic Shop, 198
 Elmer Koch Professorship Stipend, 208
 Eloise Kruger Fund, 202
 Elsevier Editor-In-Chief James Talamdge, 294
 Elucidating cell type-specific PINK1 and, 286
 Elucidating the malaria unfolded protein, 290
 Elutriation Core Facility, 294
 EMED-Program Resources, 247
 Emer Med Fellowship, 292
 Emergency Int/Res, 275
 Emergency Management, 224, 314, 331

- Emergency Medicine - CSF, 293
 Emergency Medicine, 288–289, 291–292
 Emergency Medicine - MSP, 292
 Emergency Operations/Training, 346
 Emerging Issues Program, 295
 Emerging Path Labor, 294
 Employee Assistance Program, 332
 Employee Relations, 272
 Employee Wellness Program, 337
 Employer Engagement & Lifespan Program, 301
 EMSA, 253
 EN EZ Ext Offices Special Allocations, 241
 Encompass Omaha: A Hospital Based Violen, 291
 ENCORE - A Randomized; Double-Blind; Pla, 285
 Encouraging Excellence: Health Science E, 299
 End User Computing, 355
 Endocrinology - CSF, 293
 Endocrinology - MSP, 292
 Engage Wellness Prg, 288
 Engler Agribusiness Chair-Gustafson, 233
 English, 198–200, 313, 316, 343
 English - Writing Center, 316
 English-Film Studies Support, 198
 Enhanced microbiological evaluation of B, 262
 Enhancement of human immune Gorantla, 277
 Enhancement of human immune Poluektova, 277
 Enhancing the Health & Safety of Range B, 295
 ENREC Christensen Bldg Oper, 234
 ENREC HAL Research Operations, 234
 ENREC-Extension General, 241
 ENREC-Maintenance Shop, 234
 ENREC-Research General, 234
 ENREC/HAL Ext General Operations, 241
 Enrichment Program, 300
 Enrollment Management, 216, 267, 329
 Enrollment Mgmt & Marketing, 344–345
 Enrollment Technology Strategies, 344
 ENT Mission Support, 292
 ENT Peds Short fall, 288
 Enterprise Call Center, 355
 Entomology, 231–233, 235, 237–238, 240–241, 243
 Entomology-Hunt NEREC #42-014, 240
 Entrepreneurship Development Fund, 204
 Environmental Agric & Occup Hlth Science, 294
 Environmental Health, 224–225, 331
 Environmental Health & Safety, 331
 Environmental Studies, 199, 316
 Environmental Studies Program, 316
 EPI Online Worldwide, 294
 EPI Panigrahi Hire, 294
 Epidemiology, 214–215, 294, 296
 Epigenetic mechanisms underlying cannabi, 279
 Epigenetic Regulation of PDAC Subtypes b, 262
 Epigenomics Core Facility, 281
 Eppley, 261–263, 280–281, 303–304
 Eppley Computing Technologies, 261
 Eppley Director, 261
 Eppley Facilities & Maintenance, 261
 Eppley Faculty Research, 261
 Eppley Fdn/Carcinogenesis, 263
 Eppley Recruitment, 261
 EPR Spectroscopy Core, 281
 Epscor, 239, 350
 Epscor Non-Match, 350
 Equipment, 222–223, 228, 236, 273, 319, 322, 333, 337, 339, 348, 351
 Equipment & Related Exp, 351
 Equipment Room, 333, 348
 Equipped - Unrestricted 2nd Yr Funds, 282
 Ethanol suppresses HBV peptide-MHC class, 282
 Ethnic Studies, 198
 Eugene W. Price Prof-Clemente, 233
 Evaluating the Implementation of the Neb, 296
 Evaluation Contracts-Kaiser, 260
 Evaluation of Drought Indicators for Imp, 295
 Evaluation of the Efficacy of a Physical, 300
 EVC Commitments, 196
 EVC Summer Sessions, 196
 EVC-Distinguished Prof, 196
 EVC-Faculty Pool, 196
 Events, 216–217, 221, 224, 228, 238, 247, 274, 285, 328–330, 332, 348
 Executive Director, 272
 Executive Vice President and Provost, 351
 Expanded Testing Capacity for COVID-19/S, 290
 Experiential Learning Operations, 251
 Exploratory & Pre-Prof Advising Cnt, 196
 Exploratory Studies, 315
 EXPORT CONTROL, 258, 350
 Export Control, 258, 350
 External Recruitment, 216
 External Relations, 351
 Extracellular vesicles as the vehicles f, 277, 282
 Extracellular vesicles; meth relapse and, 282
 Eye Bank, 311
- F**
- Fac Oper-Custodial, 251
 Fac Operations, 251
 Facilities, 220, 226–227, 238, 247, 261, 298, 325, 330, 333, 341–342, 345, 347, 350–351
 Facilities & Administrative Cost, 325
 Facilities - Central Stores, 341
 Facilities Admin Salaries, 350
 Facilities Contract Maintenance, 341–342
 FACULTY ADMIN, 261
 Faculty B - Bagher Salary, 279
 Faculty Benchmarking Year 2, 218
 Faculty Dev Fund-Chief Discretionary, 287
 Faculty Diversity Funding, 267
 Faculty Fellow Brightfelt - Shield, 208
 Faculty Fellow Brightfelt - Turner, 208
 Faculty Outstanding Performance Stipend, 266
 Faculty Senate, 221, 313, 339
 Faculty Tenure/Promo, 267
 Faculty Travel, 316, 321
 FAIA Fund for Excellence, 197
 Family Care Enhancement Project & Result, 300
 Family Medicine, 275, 282
 Family Practice Int/Res, 275
 Family Practice Lincoln, 275
 Family Practice Prof Svs Fees, 286
 Family Practice-Instruction, 281
 Faulkner College Prof-Allgood, 203
 Faulkner College Prof-Ramsay, 204
 FD Clinical, 299
 FD Supp&ProfGrowth, 301
 FEAP, 272
 Federal F&A Proposal Work, 272
 FEE AH MED NUTRITION, 255
 Fee Stdnt Suces&Acss, 271
 FEE-CLIN AH SHRD SRV, 255
 FEE-CSE AH CT PRAC, 255
 FEE-SIM AH SUPP UNK, 255
 Feeding Disorders, 298, 306

Fermi Lab LHC CMS Detector Upgrade, 201
 FGFR4 intracellular domain promotes tumo, 276
 Field Deployable Intensimetric Probe Sys, 296
 Filley Hall Business Center, 247
 Finance, 203, 208–209, 223–225, 247–248,
 271–273, 318, 331–332, 337, 345–346, 351
 Finance Compliance & Cost Analysis, 272
 Finance Office, 248, 346
 Finance-Actuarial Science, 203
 Financial Management Systems, 345
 Financial Support and Scholarships, 329–330
 Financial Systems, 224
 Fine & Performing Arts-Dean's Office, 204
 Fine & Performing Arts-Distance Ed, 204
 Fine & Performing Arts-General, 204
 Fine Arts Press, 319
 Fire & Ext Coverage Ins, 225
 FIRST NATIONAL BANK, 298
 Florescu Development, 287
 Flow Cytometry, 261
 FMO Administration, 220
 FMP Clearing Issues, 269
 FMP Compliance, 270
 Food for Health-POE Research, 234
 Food for Health-POE Teaching, 231
 Food Sci & Tech-Food Processing Cnt, 233
 Food Sci & Tech-FPC Teaching, 231
 Food Sci FPC Ext, 241
 Food Science & Technology, 231, 233, 235
 Food Science & Technology Research, 233
 Food Science Extension, 241
 Football, 228, 348
 Foreign Languages, 316
 Forensics, 319, 342
 Forensics Trips, 342
 Foundation Regents Univ Prof-Hibbing; J., 202
 FPBCC Deputy Director Position, 263
 Frank Museum Operations, 341
 Fred A & Gladys Seaton Fund, 211
 FS Cooperative Forestry Programs, 246
 Functional mechanism underlying Dolutegr, 277
 Furniture Stores - Movers, 273
 FWS Job Location & Development 6/23, 330
 FY PERM BUDGET REDUC, 267
 FY Temp Budget Reduction, 267

G

G&A-ACORN - Child Project 1 (Wyatt), 282
 GA Newkirk Prof of Leader-Bischoff; R., 215
 Gastro & Hepa (Internal Medicine), 282–283
 Gastro & Hepa-ACORN - Admin core, 282
 Gastro & Hepa-ACORN - Pilot core, 282
 GATA Factor Mechanisms in Erythroid Rege, 277
 GATES FDN ATSB Development, 239
 GC - Cancer Genetics, 300
 GC - Maternal Fetal Medicine, 300
 GCBA Masters Anatomy, 276
 GCHS, 252
 Gen Counsel NonState Oper, 255
 Gentleman Rsch Redirection, 279
 General Accounting Office (GAO), 271
 General Dentistry Departmental Research, 256
 General Dentistry Travel, 256
 General Kearney - CSF, 293
 General Operations, 216, 234, 241, 255, 351
 General Peds - CSF, 293
 General Peds - MSP, 292
 General Plattsmouth - CSF, 293
 General Stores, 273
 General Studies, 339
 General Supervision Enhancement Grant, 299
 General Surgery Mission Support, 292
 Genetic Counseling, 254
 Genetic Markers for Susceptibility or Re, 290
 Genetic Medicine, 298, 306
 Genetics; Cell Biology & Anatomy, 277–278
 Genomic Answers for Kids Repository, 290
 Genomic epidemiology of SARS-CoV-2 in th, 296
 Geography, 316, 343
 Geology Field Travel, 316
 George Holmes Prof-DiRusso, 240
 George Holmes Univ Prof-Tsymbal, 202
 George Holmes University Prof-Sheridan, 215
 George Holmes University Professor-Fritz, 202
 Georgia St Promoting Prosocial Behavior, 201
 Geosciences, 198–199
 Geranylgeranyl diphosphate syntase inhi, 282
 Geranylgeranyl diphosphate synthase inhi, 262, 264
 Geriatrics Workforce Enhancement Program, 285
 Gerontology, 313–315
 GI - CSF, 293

Gi Pro Fees/Sorrell, 286
 GI/Hep - MSP, 292
 GI/Hep Fellowship, 292
 GIC Operating, 246
 Gilmartin Professorship-Heaton; Ruth, 215
 GKSOM-Dept Oper, 204
 GKSOM-Music Distance Ed, 204
 Glacier Creek Preserve, 316
 Glenn Korff Faculty Support Admin., 205
 Glenn Korff Professorship, 205
 Global Center for Health Security, 252–253
 Global Engagement, 248
 Global Experiences State Aided, 217
 Global Health Program, 292
 Glucocorticoid Receptor Antagonism in th, 284
 GM Operations Act, 302
 GM Supp&ProfGrowth, 301
 Goddard Distinguished Scholar, 208
 Gold U Career Development Awards, 272
 Goldstein/Cooper Research Fund, 293
 Golf, Men's, 228
 Golf, Women's, 228
 Gorantla Development, 292
 GPVEC Extension Parent, 241
 GPVEC Research Parent, 234
 GPVEC Teaching Parent, 231
 Grad Asst Health Benefits, 225
 Grad Endo Clinic, 302
 Grad Perio Clinic, 302
 Grad Studies Grambling State, 196
 Graduate Application Fee(\$25), 257
 Graduate Assistantships, 257
 Graduate College - Grad Assistantships, 323
 Graduate Education Improvement, 323
 Graduate Journalism, 210
 Graduate Medical Education, 292
 Graduate Studies, 196, 257–258, 274, 323, 338
 Graduate Studies/Research, 338
 Graduation Fees, 271
 Great Plains - Cycle 2 Dai Scholar, 283
 Great Plains - Cycle 2 Kotwal Scholar, 283
 Great Plains - Cycle 2 Supplement, 283
 Great Plains - Cycle 2 Supplement 2, 283
 Great Plains - Cycle 2 Wellsandt Scholar, 283
 Great Plains IDEA-Admin Core Cycle 2, 283

Great Plains Studies-Christlieb Gallery, 202
 Great Plains Studies-Operations Fund, 202
 Greater NE Business Center, 247
 Greatwall in replication stress/DNA dama, 256
 Grether Professorship, 212
 Grissom Professorship, 279
 Grounds, 223, 269, 327, 341-342
 Grounds Services, 341
 Grupo Conduzir, 301
 GS1 Non Stock, 273
 Guda/Eppley Breast Cancer Genomics, 281
 Gut bacterial metallophores in the devel, 282
 GYGA Phase 2 UNL, 239
 Gymnastics, Men's, 228
 Gymnastics, Women's, 228

H

H&K - Moving Company, 321
 HAI COVID, 285
 Hankins Research Account, 287
 HAPPI Business Center, 247
 Happold Fund, 202
 Happold Prof-Jones; Jeannette, 202
 Happold Professorship, 202
 Harlan Vice Chancellorship, 248
 Harnessing Glycoproteomics and Glycomics, 278
 Harnessing Movement Variability to Treat, 296
 Harnessing the power of global data to s, 297
 Harold E. Spencer Prof-Balasubramanian, 202
 Harper Shramm Smith-Facilities, 226
 Harris Professorship - Geriatrics, 279
 Harris-Oncology Professorship, 280
 Harvard EASEL Lab, 301
 Haskins Plant Genetics PROF - Hyten, 240
 Hatch FY22 Tech Expenditures, 239
 Hatch FY22/FY23 Tech Expenditures, 239
 Havlik-Wall Professorship, 280
 Hayes Chair Actuarial Science-S Vagts, 204
 Haymarket Park, 228
 HB Munroe Salary, 305
 HBM - Adaptive Sports League, 300
 HBM - Camp Prgm, 300
 HBM - Millard Services Project, 300
 HBM Endowed Professorships, 300
 Healing Arts Center, 273
 Health & Safety Risks Among Immigrant Ca, 295
 Health and Knesiology, 321
 Health Careers Resource Center, 316
 Health Equity and Quality Management ECH, 285
 Health Professions Tracking Service, 298
 Health Science Explorers Program, 343
 Health Science Programs, 268, 343
 Health Services Admin & Research, 295
 Healthcare Del Scien, 253
 Heartland Sickle Cell Disease Network, 290
 Helen Freitag Prof for ALS Rsch, 280
 Helen Freitag Professorship, 280
 Hem / Onc - CSF, 293
 Hem/Onc - MSP, 292
 Hem/Onc Fellowship, 292
 Hematologic Malignancy Research Fund, 287
 HenryJacksonFoundAgt, 281
 Henson College Prof - Dwyer; Matt, 208
 Henson Fund Prof - Sharif, 208
 Herbies Market @ Abel, 227
 Herbies Market @ Cather, 227
 Herbies Market @ Knoll, 227
 Herbies Market @ NEU, 227
 Herbies Market @ Selleck, 227
 Herbies Market @ Village, 227
 Herman Frank Johnson MD Professorship, 280
 Heterogeneity of Satellite Cell Populati, 291
 Heuermann Professorship Stipend, 240
 Hevelone Professorship, 212
 Hewett University Prof-Hage, 201
 Hillegass/Othmer Chair-Price; K., 201
 History, 198, 200, 202, 204, 316-319, 343
 Hitchcock Family Chair in HRHA Stipend, 202
 Hitchcock Professor in Journalism-McCoy, 211
 HIV Tat & cocaine - Buch portion, 277
 HIV Tat & cocaine - Hu portion, 277
 HIV Tat and morphine-mediated pyroptosis, 277
 HIV Theranostics - Dash, 277
 HIV Theranostics - Gendelman, 277
 HIV-1 Detection and Eliminat - Gendelman, 277
 HIV-1 Detection and Eliminat - Gorantla, 277
 Hixson Sub-Fund Orthopaedic Research, 287
 HL College Professorship, 205
 Hlth Promo Social & Behavioral Hlth Scie, 295
 Hlth Science Explorers Scholarships, 340

HO IM Peds Int/Rev, 275
 Hollingsworth Portion, 262
 Holmes Distinguished Prof-Behrendt, 202
 Holmes Professor-Cahoon, 233
 Holmes Univ Prof-Schachtman, 240
 Honors Awards & Recognition, 328
 Honors Convocation, 328
 Honors Pgm, 196
 Honors Pgm-Book Scholarship, 196
 Honors Program, 233, 324, 339
 Horticulture Project 20-138, 240
 Hospital Services Support, 279
 Hospitalist - CSF, 293
 Hospitalist - MSP, 292
 Hospitalist Fellowship, 292
 Host-Directed Therapy to Augment anti-M., 279
 Hosted Events, 228
 House Off IMGer Core Fac, 307
 House Off Neurosurg Core Fac, 310
 House Officer - Pulm Core Faculty, 308
 House Officer - Sleep Fellowship, 308
 House Officer Allergy Core Faculty, 307
 House Officer Anesth Core Fac, 306
 House Officer Emer Med Core Fac, 310
 House Officer EMS, 310
 House Officer Fam Med Core Fac, 306
 House Officer Fam Med Outstate Prog Dir, 306
 House Officer IM - Allgy, 307
 House Officer IM-Adm, 306
 House Officer IM-Admin Core Faculty, 306
 House Officer IM-Admin Med/Peds, 306
 House Officer IM-Card, 307
 House Officer IM-Card Core Fac, 307
 House Officer IM-DEM Core Fac, 307
 House Officer IM-GI Core Fac, 307
 House Officer IM-GM Core Fac, 307
 House Officer IM-Hospital Med, 307
 House Officer IM-Hospital Med Core Facul, 307
 House Officer IM-ID Core Fac, 307
 House Officer IM-Neph Core Fac, 308
 House Officer IM-Onc Core Fac, 307
 House Officer IM-Rheu Core Fac, 308
 House Officer Neuro Sci Core Faculty, 308
 House Officer Neurosurg, 310
 House Officer OB/GYN Core Fac, 308

- House Officer Opht Core Fac, 308
House Officer Orth Core Fac, 308
House Officer Otol Core Fac, 308
House Officer Path Core Fac, 309
House Officer PM&R, 311
House Officer Psych Core Fac, 309
House Officer Rad Core Faculty, 309
House Officer Rad Onc Core Faculty, 309
House Officer Sug-AC Core Fund, 310
House Officer Sur - Thor, 309
House Officer Sur-Urol Core Fund, 310
House Officer Sur-Vasc Core Fund, 310
House Officer Surg-AC, 310
House Officer Surg-Admin, 309
House Officer Surg-Gen, 309
House Officer Surg-Plast Core Fund, 310
House Officer Surg-Transp, 310
House Officers Dermatology, 311
Housing Retail-Admin, 227
Howard Rowlee Jr Fund for Math Research, 201
HP Specific Hire, 295
HPSBH Online Worldwide, 295
HR - Campus Process Costs, 331
HR/Talent Initiatives, 352
HSRA Online Worldwide, 295
HSS Residential Experience, 227
Hu Development, 292
Hubbard Professorship, 280
HUD FY20 Lincoln YHDP Coord Entry, 200
HUD FY20 Lincoln YHDP HMIS, 200
HUD FY21 NE BOS HMIS 22-23, 200
Human Disease Modeling of Glaucomatous N, 283
Human DNA Identification Lab, 294
Human Genetics Lab, 306
Human Resource Development, 272
Human Resources, 224, 272-273, 331, 346
Human Resources - Benefits, 273
Human Resources Administration, 272
Human Resources Information, 272
Human Rights/Human Diversity, 199
Humanities on the Edge, 198
Huse News-Editorial/Othmer Prof-Weber; J., 211
Husker Hall-Facilities, 227
Husker Hub-State, 216
Huskers Athletic Fund, 228
Huskervision, 228
Hyde Chair Of Planning, 197
Hyde Grant Return, 276
Hygiene Books And Instruments, 257
Hymen Rosenberg Prof-Burnett, 202
Hyperbaric Oxygen Brain Injury Treatment, 291
- I**
- IANR Budget Adjustments, 249-250
IANR Budget Adjustments-Agency, 249
IANR Communications, 247
IANR Events Management, 247
IANR F&P-Business Operations, 247
IANR F&P-Talent Mgm, 247
IANR Facilities Management, 247
IANR Finance And Personnel, 247
IANR Self Insurance, 247
IANR VC Life Sciences-Larkins, 248
IANR VC-External Organizations, 247
IANR VC-Faculty Activites, 247
IANR VC-General Operating, 247
IANR VC-Institute Wide Activities, 247
IANR VC-Professorships, 247
IANR Water-Integrated Crop Systems, 248
IANR-Utilities, 247
ICA with NEBRA to support Regan TeKolst', 284
ICAP/ASAP ECL Cares Enhanced &IPC Train, 285
iCASD, 298, 300-301, 306
iCASD Sup&Pro Growth, 301
ID - CSF, 293
ID - MSP, 292
ID Fellowship, 292
ID Project Account, 286
IDC-Research Incentive Alloc-Department, 336
IDC-Research Incentive Allocation-Campus, 336
IDeA-CTR Program Income, 287
Identity & Access Management, 355
IDX Special Development, 287
iExcel Ed Media, 252
iEXCEL Virtual Reality Expansion, 253
Ignite-Engage-Sustain: A comprehensive A, 262, 295, 299
Illinois Ctr Adv Bioenergy - Cahoon, 210
ILLINOIS FFAR Crops in Silico, 209
IM ALLERGY/IMMUN FUN, 281
IM Hosp Med Instruct, 281
IM Hospital Medicine Prof Svc Fees, 287
IM-Admin Research Overhead, 307
IM-Hematology/Oncology, 287
IM-Oncology & Hematology, 287
IMA Services, 220
Image Guided Rad Instr, 281
Imaging Hippocampal Function in Psychosi, 299
Immune and Inflammatory Mediators of Hea, 286
Impact of CLDN1 inhibition chem-Dhawan, 276
Impact of CLDN1 inhibition on chemoresis, 264
Impact of COVID-19 on AD occurrence: A b, 290
Impact of drugs of abuse on HIV brain re, 277
Impaired phospholipid methylation result, 282
Implementing ROPS Programs: Key Factors, 296
Improvement of Instruction, 339
Improvement Of Research, 208
Improving HIV treatment and management i, 285
Improving Safety & Health of Cattle Feed, 295
In Vitro Assessment of Drug Absorption a, 265
In vitro prediction of in vivo performan, 265
INBRE UNMC Administrative Core, 276
INBRE UNMC BioInfo Core, 276
INBRE UNMC Genomics Core, 276
INBRE-Supplement, 276
Increasing Access to Integrated Behavior, 259
Increasing Latinx Breast Cancer Clinical, 291
Indirect Cost, 259, 263, 276, 328, 330, 332
Indirect Cost-Dept, 276
Indirect Costs, 253, 276, 281-282, 338
Indirect Return BIO Dept, 297
Indirect Return CityMatch, 297
Indirect Return D. Brett-Major, 297
Indirect Return D. Dzewaltowski, 297
Indirect Return Dean's Office, 297
Indirect Return EAOH Dept, 297
Indirect Return EAOH Dept - E. Rogan, 297
Indirect Return EAOH Dept-J. Martin-Lowe, 297
Indirect Return HPSBH Dept, 297
Indirect Return HSRA Dept, 297
Induced Pluripotent Stem Cell Approach T, 283
Industrial Ag Products, 234, 241
Industrial Ag Products Center, 234
Industrial Hygiene, 273
Industrial Technology, 337

- Infectious Diseases (Internal Medicine), 282, 285
 Influence of Cooling duration of Efficac, 291
 Influence of ocular hypertension on neur, 283
 Info System Reallocation, 267
 Information Science & Technology Dean, 320
 Information Science & Technology General, 320
 Infrastructure - Network Engineering SC, 356
 Infrastructure - Systems (storage) SC, 356
 Infrastructure IANR, 355
 Infrastructure Service Center, 356
 Infrastructure Support, 272
 Inhibiting Bone Destruction by Prostate, 262
 Insect Management Industry-Wright, 240
 Insight into the mechanism of action of, 262, 264
 Inst Animal Care & Use Committee, 252
 Institutional Admin-Anticipated Activity, 230
 Institutional Development, 347
 Institutional Effectiveness, 313
 Institutional Equity and Compliance, 225
 Institutional Events, 221
 Institutional Research, 257, 339
 Instl Effectiveness & Analytics, 196
 Instruction, 216–218, 229–231, 251, 266–267, 275–276, 281–282, 288, 311–312, 320, 324–325, 334–335, 339–340, 349–350
 Instruction-Anticipated Activity, 229–230
 Instructional Material Center, 321
 Insur Med Student Travel, 274
 Insur Redistribution, 351
 Insurance, 225, 238, 247, 273–274, 331, 333, 346–347, 352
 Insurance Clearing, 273
 Int & Res College Of Med, 275
 Int Med - Indirect Costs/Research, 282
 Int Med Prof Svs Fees, 286
 Int'l Health & Medical Education, 266
 Integrating Radiomics and Genomics to Im, 296
 Intercampus Development Fund, 352
 Intercollegiate Athletics, 227–228, 333–334, 348
 Interdisciplinary Personnel Preparation, 300
 Interim Cash Fund Budget Adj, 336
 Interior Design, 197
 Interlibrary Loans, 259
 Internal Audit & Advisory Services, 351
 Internal Med-Cardiology Instruction, 281
 Internal Med-DEM Instruction, 281
 Internal Med-GenMed Instruction, 281
 Internal Med-Geriatric Instruction, 281
 Internal Med-GI Instruction, 281
 Internal Med-Infect Diseases Instruction, 281
 Internal Med-Nephrology Instruction, 281
 Internal Med-Oncology Instruction, 281
 Internal Med-Pulmonary Instruction, 281
 Internal Med-Rheumatology Instruction, 281
 Internal Medicine Instruction, 281
 Internal Medicine Int/Res, 275
 International Advising, 325
 International Business Development, 253
 International Education, 340
 International House Operating, 273
 International Programs, 217–218, 248–249, 266–267, 325–326, 340
 International Quilt Museum, 219
 International Student Fee Supp, 217
 International Studies, 339
 Interservice Physician Assistant Program, 254
 Intervention to Improve Driving Practice, 296
 Intramurals Budget Offset, 345
 Intramurals Operations, 345
 Intramurals State Budget, 344
 Intrinsic Factors Impacting Viral Aeroso, 290
 Inventory Surplus Pickup, 224
 Inventory, Surplus and Asset Management, 224
 Investigation of persistent HIV Immune s, 265
 Investigations of antiretroviral therapy, 264
 Ione Bowlin Endowment Fund, 205
 IOWA Fame and Infamy-WW Correspondence, 213
 IP F&A Allocation, 325
 IPA - Bridget Kramer MOVE OK Study, 284
 IPA - Carlos Hunter, 284
 IPA - Jitu George: Ph.D, 284
 IPA for Armen Petrosyan, 283
 IPA for Balawant Kumar, 278
 IPA for Christopher Wichman, 283
 IPA for Corrine Hanson, 283
 IPA for Harlan Sayles, 295
 IPA for Hongyin Dai, 283
 IPA for I. Lakshmanan, 284
 IPA for Iram Fatima, 278
 IPA for Kavita Mallya, 284
 IPA for Mike J Duryee, 284
 IPA for Paul Thomes, 283
 IPA for Rizwan Ahmad, 278
 IPA for Saiprasas Gowrikumar, 278
 IPA for Sanjib Chaudhary, 284
 IPA for Shelby Konfrst, 278
 IPAS CDC Impact Adapted Version Strength, 214
 IPAS Illinois Ctr Adv Bioenergy & Biopro, 210
 IPAS NE HHS SNAP-ED Personnel, 245
 IPAS NE SOYBEAN Enhancing Soybean Germpl, 210
 IRB Revolving Account, 253
 IRS VITA Lincoln Virtual Year 3, 200
 IS&T All College Travel, 320
 IS&T Distance Education, 320
 IS&T Grad Support, 320
 IS&T PT Instruction, 320
 IS&T Student Support, 320
 Isaacson Chair, 313
 ISGs in the corpus luteum are necessary, 286
 ISHS Admin & Instruction, 350
 ISHS Curriculum Team, 350
 ISHS-Marketing & Promotion, 350
 ISHS-Materials, 350
 ISQA, 321
 ISSO-Intrntl Stdt Scholar Office, 217
 IT & Enterprise System Investments, 352
 IT ACAD TECHNOLOGY, 268
 IT Academic Funding, 268
 IT Class Sorrell, 268
 IT CLASSRM ENHANC, 268
 IT DATA CTR-UNMC, 268
 IT DEVOPS STATE ADM, 272
 IT DEVOPS-MOBILE, 268
 IT Experience Enhanc, 268
 IT INFO SECURITY, 268
 IT Info Security, 268
 IT INSTRUCT TECHNOLOGY, 268
 IT NETWORK UNMC, 268
 IT SERVERS-UNMC, 268
 IT SLA CLEARINGHOUSE, 268
 IT VIDEO-BUFFETT SUPP, 268
 IT VIDEO-CLASS TECHS, 268
 IT VIDEO-SVCS, 268
 IT WORKSTATION, 268

ITN080AI (REBOOT) - Efficacy of Belimuma, 286
 ITS Communications, 355
 ITS Department, 355
 ITS Supp&Prof Growth, 301
 Ittner - Special Project #3, 280
 Ittner - Special Project #4, 280

J

J A Woollam Dist Prof-Schubert, 208
 J Ryan Prof Film Studies- Dixon; Wheeler, 202
 J. O'Dell Research \$, 279
 James A Rawley Prof in History, 202
 James Endow Exec Director, 219
 James L Sellers College Prof-Coble, 202
 Jefferis Chr Of English, 313
 Jenni Blackford Startup Account, 300
 Jensen/Othmer Prof Stipend-Vuran, 207
 Jere McGaffey Director of Debate Foundat, 202
 Joan Jelinek Riebow Fund, 215
 Job Pool- Grounds, 269
 John & Elizabeth Anderson Law Recruitmen, 212
 John & Mable Hay Prof-Rosenbaum, 203
 John E Gilmore MD Prof of Ophthalmology, 280
 Journalism Gen Dist Ed, 210
 Journalism General, 210
 JSD-SL, 211
 Judaic Studies, 199
 Juvenile Justice Institute.2.H-5, 314

K

K channel; NLRP3inflammasome and Meth ex, 277
 Kalil Development, 287
 Kauffman Lgl Writing, 212
 Kauffman Rsdntl Ctr-Facilites, 227
 Kawasaki Reading Room, 201
 Kayser Chair, 313
 Kearns College Prof-Shipley, 211
 Keegan-Voelte Professorship, 280
 Keith Klaasmeyer/Othmer Chair-Rilett, 207
 Kermit Wagner Dist. Professor, 240
 Key Shop - Job Pool, 269
 Khem Shahani Prof-Hutkins, 233
 Kiewit Chair, 313
 Kiewit Scholars Program Funding, 208
 Kinesiology and Sports Sciences, 337

Kingery College Prof - Alexander, 208
 Kit & Dick Schmoker Reading Center, 215
 Klaasmeyer Professorship-Huynh, 208
 Knezevic Weed Science Foundation, 240
 Knickrehm Fund, 219
 Knoll Rsdntl Ctr Facilities, 227
 Knoll Rsdntl Ctr Residential Exp, 227
 Knoll Rsdntl Ctr Willa Cather Dining, 227
 Koh Lab Start-Up, 305
 Korade Salary Support, 293
 KPMG/Peat Marwick Col Prof-Crabtree, 203
 Krohn Stipend - Ruiguo Yang, 208
 KSS Diversity Funds, 337
 KSU Exosomes Intercellular in Insects, 239
 Kutak Professorship, 211
 KVNO CARES Act 2020, 320
 KVNO Membership, 320
 KVNO Programming/Production, 320

L

L Batt Cancer Rsch, 304
 L. Thomas Hood Professorship, 280
 L. Thomas Hood Professorship-Cornett, 280
 Labor Studies Institute, 314
 Laboratory Center; AIDS Clinical Trials, 265
 Landscape Architecture, 197
 Landscape Services, 220
 Landscape Srv-Mgm Sal, 220
 Larson College Prof-Bailey, 205
 Larson Professorship - a, 211
 Larson Professorship - b, 211
 Larson Professorship - c, 211
 Larson Professorship for Respiratory Dis, 280
 LASER ART for PrEP - Byrareddy, 277
 LASER ART for PrEP - Edagwa, 277
 LASER ART for PrEP - Gendelman, 277
 Law Governance & Technology, 212
 Law Library, 211, 351
 LB242 BhvHlth-Corr., 252
 LB595 Administrative Core, 304
 LB595 Biomedical Informatics, 304
 LB595 Clinical Research Support, 304
 LB595 Cowan Recruitment (SY Kim), 304
 LB595 Lab Services, 304
 LB595 Molecular Biology-Organoid, 304
 LB595 Pathology Core Facility, 304
 LB595 Structural Biology-NMR, Crystallog, 304
 LB901 PSYCH INTERN, 252
 LB905 Challagundla 2, 304
 LB905 Coulter Band8, 304
 LB905 CoulterBand 4, 304
 LB905 CoulterChall 3, 304
 LB905 PedCanc Maha5, 304
 LB905 PedCanceerMaha6, 304
 LB905 PedCancer Coul, 304
 LB905 PedCancerHet 2, 304
 LB905 PedCancerTrip, 304
 LB905 PedCancerVetr2, 304
 LB905 PedCancerVetro, 304
 LB905 PedCancerWoods, 304
 LB905 Solheim3 Nano, 304
 LB905 SPCRF COULTER, 304
 LB905 SPRF Rollup, 304
 LB994 Rural Behavioral Health Training, 306
 LB 998 HO Malpractice Ins, 274
 LBNL AmeriFlux Core Site Network, 240
 Leadership and Operations Center (LOC);, 265
 Leadership, Planning, & Evaluation, 261
 Learning Commons, 344-345
 Learning Community, 302, 313
 Lederer Engineering Prof - Farritor, 208
 Lee Roy Meyer Prof, 280
 Legal Counsel, 225, 347
 Legal Fees, 274
 Leland & Dorothy Olson Ctr Women's Hlth, 287
 LEND, 301-302
 LEND Support and Prof Growth, 302
 Leon Professorship Eppley Cancer Center, 304
 Leslie D Martin Prof-Linzell, 208
 Libr 110 Intro-Dist Ed, 212
 Libr Gen-Acquisition F&A, 212
 Libr-Depository Bond Debt Srv, 212
 Libraries, 212-213, 338-339
 Library 04/05 Reallocation, 259
 Library Acquisitions, 258
 Library Binding, 212
 Library Books & Serials, 323
 Library General, 212, 258, 323
 Library General (Parent), 212
 Library Periodicals, 212

Library Salaries, 212, 258
 Lieberman Award-Chand (Bridge Funding), 279
 Lied UNL Program Support, 229
 Life Skills, 228
 Lifespan Respite - Eastern Region, 302
 Lincoln Development, 260
 Lincoln Med Ed Foundation Special, 275
 Lincoln Medical Programs, 275
 Lincoln Shuttle Service, 273
 Living with short bowel syndrome (SBS):, 291
 LONG acting pipeline to Establish medici, 285
 Long-Acting/Extended Release Tuberculosis, 285
 Lott College Prof - Lu, 208
 Love Coop-Facilities, 227
 Low Income Support-Goodrich, 314
 Low Vision Salary Account, 287
 Lower Loup Nrd, 247
 Lower Platte South Nrd, 247
 LPSNRD Geologist-Hydrogeologist, 240
 Lucile R Hac Chair Fund, 202
 Luschei Editorship Prairie SchoonerDawes, 202
 Lymphoma Support, 262

M

M.L. Smith Professorship, 280
 Macrophages and Microglia; Gene Expressi, 283
 Madonna Rehab Hospital, 279
 Madonna School Services, 301
 Mahapatra1 - Team Jack - Power 5, 305
 Mahato Portion, 264
 Mail Room Equipment Supplies, 273
 Mail Service, 224, 272, 331
 Maintenance - HVAC, 341-342
 Management, 203, 216, 220, 224-225, 240, 243, 247, 249, 261, 267, 284-285, 314, 317-318, 329, 331, 337, 344-345, 348, 350-351, 355
 Management Center For Economic Inov, 203
 Management Salaries, 350
 Managing Fatigue Using Virtual Reality f, 260
 Mandatory Remissions, 267
 Manufacturing Ext Partnership, 249
 Marching/Pep Bands, 319
 Marketing, 203, 216, 225, 228-229, 291, 329, 332-333, 337, 344-345, 347, 350, 352
 Marketing Rural Economy, 203

Marketing/Agribusiness/Supply Chain Mgmt, 337
 Marshall College Prof-Saini, 204
 Mary Riepma Ross Operations, 205
 Maryland Improve Ag Water Use Corn Belt, 239
 MARYLAND Neutralizing Antibodies, 210
 Mass Spectrometry Protein Core Facility, 258
 Massengale Rsdntl Ctr Dining, 227
 Massengale Rsdntl Ctr Facilities, 227
 Massengale Rsdntl Ctr Rsdntl Exp, 227
 Masters of Public Health, 314
 Masters Student Fees, 281
 Math & Science Teachers for 21st Century, 199
 Math/Science Center, 316
 Mathematics, 198, 200, 316-317, 343
 Mathew Pilot, 262
 Maurice D. Frazier Endowed Edu Fund, 293
 Maverick Food Pantry, 328
 Maxey Professorship Stipend, 240
 MBA Program, 318, 337
 McBroom Fund Prof - Dzenis, 208
 McCulloh PEF, 293
 McGaw Memorial Prof/Medicine, 280
 McLaughlin Professorship, 280
 Mead ARPA Funds - Bell, 296
 Measuring neurodevelopmental effects of, 282
 Meat Processing Facilities, 298
 MECHANICAL/MATERIAL ENGR, 208
 Mechanisms by Which Alcohol-Induced Dysb, 282
 Mechanisms by which phosphorylation and, 276
 Mechanisms of Gap Junction Regulation, 277
 Mechanisms of Genome Instability in Tumo, 262
 Mechanisms of iron-mediated renal injury, 278
 Mechanisms of membrane trafficking in en, 277
 Mechanisms of Presynaptic Energetic Fail, 284
 Mechanisms of staphylococcal skin coloni, 289
 Mechanisms underlying dysregulated neuro, 277
 Med Imag/Ther Sci, 253
 Med Nutrition Prog, 254
 Media/Communications, 252
 Medical Countermeasure Drug Discovery an, 265, 278-279
 Medical Legal Aid Project, 297
 Medical Nutrition Operating Acct, 255
 Medically Handicapped - Family, 299
 Medically Handicapped - NICU, 299

Medically Handicapped - SCCY, 299
 Medically Handicapped - Tertog, 299
 Medically Handicapped Children - Genetic, 299
 MELLON FDN Online Portal on African Poet, 201
 Melvin & Jane Nore Prof-Scharmman; L., 215
 Member Institution Clinical Trial Fixed, 286
 Memberships, 219, 225, 313, 347, 351
 Memberships & Dues, 351
 Memberships And Dues, 225
 Memorial Stadium, 228
 Men's Athletics - Baseball, 333
 Men's Athletics - Basketball, 333
 Men's Athletics - GIA, 334
 Men's Athletics - Golf, 333
 Men's Athletics - Hockey, 333
 Men's Athletics - Hockey Administration, 333
 Men's Athletics - Hockey GIA, 333
 Men's Athletics - Soccer, 333
 Men's Athletics - Tennis, 333
 Men's Athletics Swimming, 334
 Mental Health Professional Partnership, 300
 Metabolic Formula, 288
 Metabolic Regulators of Corpus Luteum Fu, 283
 Metabolism - MSP, 292
 Meyer FDN - Cooking Club Prgm, 300
 Meyer FDN - Thurs Night Prgm, 300
 Meyer FDN-Yoga Program, 300
 MFAW Distance Education, 319
 MGE Core Facility, 258
 MHPTT Funds, 253
 Microglia and the loss of retinal gangli, 286
 Microsoft Enterprise Licenses, 352
 Midwest Public Health Training Center, 296
 Mild Cognitive Impairment: The Burden of, 260
 Military and Veteran Success Center, 196
 Military Science, 217, 336
 Military-Connected Resource Center, 329
 Millard Pub. School, 301
 Milo Bail Chair Of Physics, 317
 Minn Increase Resistance to Iron Deficie, 239
 MINN SARE The Effects of Wheat Stem Char, 240
 MINN SOYGEN3 Increase Genetic Gain, 239
 Misc Genera Expens Bad Debt Expens Tuit, 217
 Misc General Expense, 225
 Misc General Expense Employee Awards, 225

- Misc General Expense Inv Inc Fund 5511, 225
Misc Renovation, 341
Misc. Public Relations Contracts, 274
Miscellaneous Awards, 273
Miscellaneous General Expense, 331
Miscia Chair in Interventional Cardiology, 280
MitoQ treatment of claudication: myofibe, 289
MITS Course Fees, 255
MLS Operating, 255
MLS-Kearney, 254
MME, 206
MME_POE_Biomed, 206
MME_POE_Defense, 206
MME_POE_Manufacturing, 206
MMI, 298–303, 306, 309
MMI Administration, 298
MMI Business Office, 298
MMI Children's Hospital Medical Agreemen, 300
MMI Interdisciplinary Training Program, 299
MMI IT Expenses, 302
MMI Leased EE Clinical, 309
MMI Optical Shop, 301
MMI Research, 301
MMI State Support, 298
MMI UCEDD, 299–300
MMI-Education and Child Development, 299–300
MMI-ICASD, 300
MMI-Psychology, 299
MN SARE Rangeland Tradeoffs, 245
Mobile Health-Targeted SARS-CoV-2 Testin,
288–289
Mod Lang-Distance Ed, 198
Mod Lang-Research Support, 198
Modern Languages, 198, 200, 343
Modulation of Tumor Microenvironment for, 276
Mohr College Professor-Lahiri; P., 202
Mohr Distinguished Prof - Ianno, 208
Mohr Fund Excellence-Paul; P, 210
Molecular Imaging Probe(s) for-Kaur, 278
Molecular Biology, 261, 277–278, 280, 304
Molecular diagnostic and prognostic sign, 289
Molecular Imaging Probe(s) for -Batra, 278
Molecular Imaging Probe(s) for-Mohs, 278
Molecular mechanisms underlying HIV & Co, 277
Molecular Pathogenesis and genetic etiol, 290
Monitoring real-world driver behavior fo, 283
Morehead Center for Nursing Practice, 260
Morrill Hall Fund, 219
Morrison Professorship-Ciftci, 240
Mortarboard, 339
MOU - CCORDA, 298
MOU Biostatistics, 297
MOU EAOH, 297
MOU HPSBH, 297
MOU HRSA, 297
MOUSE CARDIACSURGERY, 281
MPS YAP Job Site, 301
MRF FY20 39-183/NC-1180, 239
MRI Omaha, 253
MRI-KEARNEY, 253
MSIA-SAHP_Chinese Program Fee, 255
MSS:ExecDirector 12/24, 317
MSU CIN for Precision Livestock Farming, 239
MUC5A mucins in breast cancer - Main, 276
Mueller Planetarium Fund, 219
Multimodal Imaging of NeuroHIV Dynamics, 285
Murry Development, 265
Museum, 219, 240, 324, 341
Museum of Nebraska Art, 341
Museum-Ashfall Park, 219
Museum-Trailside, 219
Music, 204, 313, 319–320, 343
Music Professors in Saxophone & Educatio, 320
Music Trips, 343
- N**
NABID, 271
Nanofiber-based Delivery of Combined Imm, 289
Nanoimaging Core, 258
Nanomaterials POE, 199
Nanomedicine of Hedgehog and AKT/ERK Dua, 264
Nanoscale structure and dynamics of nucl, 265
Nanovaccine Platforms to Combat Pancreat, 278
NARA Complete Correspondence of Charles, 213
NASA: Space Grant 2020-2024 6/24, 315
Nat Res Sci Extension, 241
Nat Res Sci-A/S, 199
Natarajan Portion, 262
National AIDS Education and Training Cen, 281
National Data Bank for Rheumatic Disease, 287
National Infection Control Strengthening, 252, 289
National Student Exchange, 344
Native American Studies, 316
Native Center for Alcohol Research and E, 260
Nat'l 4-H Common Measures 2022-2023, 245
Natural Resources Business Center, 247
Naval Science, 217
NBOP:VRP & CBI Recidivism Reduction 9/23, 315
NCAA Compliance, 333
NCCF Child Well Being, 302
NCERMEC - Admin, 245
NCFF Design Thinking, 301
NCFF Preschool Development Grant 2022-23, 215
NCFF Preschool Development Grant 2023-24, 215
NCI - Medicaid & LTC, 300
NCI - Survey Contract, 300
NCI Data Dashboard, 301
NCLEJ: EB-NE 6/23, 315
NCPA, 216
NCPA-Grand Island, 216
NCPS Contract, 312
NDA Fumigation Training Manual FY22-23, 245
NDA Pea Bacterial Blight Pathogen, 240
NDE 2024 NYCI Conf support Year 1, 201
NDE Endowment Six Pence, 302
NDE IFSP Web & EDN Online 22-23, 201
NDE MTSS Impl Spt Team 2022-23, 215
NDE PBIS, 302
NDEE Ag Data Clearinghouse, 240
NDEE SWP Educator - Yr 1, 245
NDEE UNL Water Quality Liaison, 245
NDOR Roads 2022-23 Highway Paleo Salvage, 219
NDOT Antioxidant & Recycling Agent Phase, 207
NDOT Antioxidant Agent Phase I, 207
NDOT High-RAP Mixtures with Rejuvenators, 207
NE Arthritis Outcomes Research Center Fu, 287
NE Athl Performance Lab (NAPL), 227
NE Bankers Association Prof-Davidson, 204
NE Bankers Association Prof-Moser, 204
NE Cattlemen's Prof-Erickson; G., 233
NE Center for Bioterrorism Edu:HPP, 297
NE Center for Bioterrorism Edu:PHEP, 297
NE Children-Rural ELO Specialist Yr 4, 245
NE Corn Checkoff Pres. Chair Operating, 240
NE Corn Checkoff Presidential Chair-Wilk, 240

NE CORN Genomes To Fields 2021-22, 210
 NE DHHS Hlth Alrt Netwrk, 298
 NE DHHS HPTS PC-ORH, 298
 NE DHHS New Worker Training Jan-Dec 23, 201
 NE DHHS NHAP C/S NE-BOS Plan 23-24, 201
 NE DHHS NWSS Lab Workplan, 207
 NE DHHS Partnership for Success/NCC FY23, 215
 NE DHHS Training Extension Year 6, 201
 NE ED ASD Network IDEA Part C 2022-23, 215
 NE ED Visual Impairment Program 2022-23, 215
 NE Enterprises, Inc, 311
 NE Ext Engagement Zone1, 242
 NE Ext Engagement Zone2, 242
 NE Ext Engagement Zone3, 242
 NE Ext Engagement Zone4, 242
 NE Ext Engagement Zone5, 242
 NE Ext Engagement Zone6, 242
 NE Ext Engagement Zone7, 242
 NE Ext Engagement Zone8, 242
 NE Ext Engagement Zone9, 242
 NE Ext Engagement Zone10, 242
 NE Ext Engagement Zone11, 242
 NE Ext Engagement Zone12, 242
 NE Food for Health Presidential Chair-Be, 240
 NE HEALING, 297
 NE HHS ADAP Program Mgr - Renewal 2, 215
 NE HHS Arboviral - Hamik Renewal 3, 215
 NE HHS Cancer Registry - WU Renewal 2, 215
 NE HHS Data Exchange Specialist, 215
 NE HHS Enteric Epidemio RENEWAL 3, 215
 NE HHS Environ Hlth Hazard Database Mana, 215
 NE HHS Epidemiology Data Mgr RENEWAL 2, 215
 NE HHS Epidemiology Surv Enh Renewal 2, 214
 NE HHS Influenza Surv Williams RENEWAL 3, 215
 NE HHS NAP SACC StatewideChildcare 22-23, 245
 NE HHS NEDSS Epidemiologist, 215
 NE HHS NEDSS Epidemiologist Yr 2, 215
 NE HHS State Immunization Info RENEWAL 3, 214
 NE HHS Synd Surv Info - ZHAO RENEWAL 3, 215
 NE Innov Campus (NIC) Business Center, 247
 NE MED - Ataxia Clinics, 300
 NE Med Outpat Serv, 301
 NE Med SLP Services, 302
 NE MILITARY DEPT 23FY GIS IGIS, 201
 NE MILITARY DEPT FY23 Flora & Fauna, 201
 NE PROB Office of Courts Biz Analyst 21-, 215
 NE Rep Professorship, 205
 NE Wheat Grower Pres ChairProf-Baenziger, 233
 Neb Medicaid Ehhancement Revenue, 302
 NeBIS Administration, 352
 NeBIS Consulting, 352
 NeBIS Functional, 352
 NeBIS Prod Scheduling and Output Mgmt, 352
 NeBIS Software Maintenance, 352
 NeBIS Technical, 352
 NeBIS Travel/Training, 352
 Nebr Council On Economic Educ Fund, 204
 Nebr Forest Service - Operating, 246
 Nebr Leadership Training, 248
 NEBRA ICA for Ramesh Ramalingam, 284
 Nebraksa Biobank, 258
 Nebraska Antimicrobial Stewardship Asses, 285
 Nebraska Business Development Center, 317
 Nebraska Career Scholarships, 352
 Nebraska Center for Nanomed - Ahmad, 264
 Nebraska Center for Nanomed - Core 2, 289
 Nebraska Center for Nanomed - Davis, 264
 Nebraska Center for Nanomed - Wang, 264
 Nebraska Center for Nanomed - Zhao, 264
 Nebraska Center for the Prevention of Ob, 285, 297
 Nebraska Center fro Nanomed - Admin Core, 264
 Nebraska Center fro Nanomed - Core One, 264
 Nebraska Center Justice Research.2.H-5, 314
 Nebraska Collaborative Investment in Nur, 259–260
 Nebraska Extension AmeriCorps VISTA, 244
 Nebraska Geriatric Workforce Enhancement, 282
 Nebraska LEAD Program, 247
 Nebraska Pediatric Clinical Trials Unit, 289
 Nebraska Pediatric Mental Health Access, 300
 Nebraska Policy Research.2.H-5, 314
 Nebraska Promise, 340
 Nebraska Regional Disaster Health Respon, 285
 Nebraska Research Initiative, 350
 Nebraska Research Network in Functional, 276
 Nebraska Safety Center, 339
 NebraskaSCIENCE PoE, 199
 NECTAR - Novel Experimental COVID Therap, 291
 Need Based Aid - College Bound NE, 325
 Need Based Aid - UAG, 325
 Need Based Aid-Tuit Assist Pgm, 217
 Need Based Aid-UNOG, 217
 Need Based Scholarships UTAG, 325
 Neff-Musculoskeletal Oncology Chair, 280
 Negative Valence Systems in Schizophreni, 299
 NEH DV-Leaves of Grass, 213
 NEH NE Digital Newspaper Project, 213
 NEH Walt Whitman's Journalism, 213
 NEH Whitman Infrastructure, 213
 Nelson College Professor-Fuess, 203
 Neonatology - CSF, 293
 Neonatology - MSP, 292
 Neonatology Fellowship, 292
 Nephrology (Internal Medicine), 286
 Nephrology - CSF, 293
 Nephrology - MSP, 292
 Nephrology SRF, 287
 NeSIS Functional, 352
 NeSIS Software Maintenance, 352
 NeSIS Technical, 352
 NET Watershed Science Ed -Year 3, 245
 Network Engineering, 355–356
 Network Nebraska, 356
 Neurological Science Instruction, 282
 Neurological Sciences (Internal Medicine), 283, 286
 Neurological Sciences Int/Res, 275
 Neurology - CSF, 293
 Neurology - MSP, 292
 Neuropilin-2 inhibitor as a potent thera, 278
 Neuropilin-2inhibitor as a potent-Teply, 284
 Neuroprotective Immunity Gendelman, 280
 Neuroprotective Immunity Mosely, 280
 Neurosurgery, 275, 279, 288, 291–292, 310
 Neurosurgery Mission Support, 292
 Neurosurgery-Abosch Hire Pkg, 279
 Neurosurgery-Int-Res, 275
 Neurprtctv Immnty-HIV Dementia-Gendelman, 277
 New Employee Orientation, 272
 New generation - Benson, 277
 New generation - Poluektova, 277
 New generation of long acting nucleos(t), 282
 News And Editorial, 210
 NEXT GEN SEQ CORE, 258
 NFHC Discretionary, 240
 NFS Prairie Pines, 246
 NGPC Geospatial Analysis, 240

NGPC Human Dimensions - Segment 3, 240
 NGPC Wildlife Mgt-Human Dimens, 240
 NGTC - CKF Fund, 212
 NHS-Hospitality/Restrtr/Tourism Mgm Ext, 241
 NIC Bus Service, 221
 NIC Innovation Studio Position, 226
 NICU Follow-up Clinic: Developmental TIP, 299
 Niedfelt Nsg Rsch Ctr, 259
 NIFA NE AgrAbility 2022-2026, 245
 NIFA Temporal Spatial Soybean Gall Midge, 239
 Night Zone - Job Pool, 269
 NIH ARDEN, 200
 NIH CIBC Phase 2 Core Admn, 200
 NIH Exec Control & Adolescent Weight, 209
 NIH Interoceptive Conditioning-Nicotine, 200
 NIH Neural Vulnerabilities for Obesity, 209
 NIH R35MIRA Nitric Oxide Sensor, 238
 NIH RCT of a Combined MI Intervention, 200
 NIH RDAR Admin YR 5, 200
 NIH RDAR Longitudinal Ntwrks Core - YR 5, 200
 NIH RDAR Wakabayashi - YR 5, 200
 NIH Risk & Protective Factors Mnr Men, 214
 NIH: ImpvMobility 6/22, 322
 NIH: MD COBRE Y7 Admin Core 7/21, 322
 NIH: MD COBRE Y8 Hunt 7/22, 322
 NIH: Motor Disorders, 322
 NIH:Prosthetic 8/18, 322
 NM Admin, 259
 NM Bellevue Med Ctr, 269
 NM Clinical Admin - Allgy, 307
 NM Clinical Admin IM-Adm, 306
 NM Clinical Admin IM-Card, 307
 NM Clinical Admin IM-Hospital Med, 307
 NM Clinical Admin Neurosurg, 310
 NM Clinical Admin Otol, 308
 NM Clinical Admin Rad, 309
 NM Clinical Admin Surg-Adm, 309
 NM Clinical Admin Surg-Card, 310
 NM Clinical Admin Surg-Gen, 310
 NM Clinical Admin Surg-Plast, 310
 NM Clinical Admin Surg-Transp, 310
 NM ILL, 259
 NM PES Unit, 269
 NM Resources, 259
 NMR Facility, 263
 NNTC Data Coord Ctr Supp-UNMC, 284
 NNTC Data Coordinating Center-UNMC, 284
 NOAA HPRCC, 239
 NOD for Micah Schott, 275
 NOHS Reduce High-Risk Drinking 22-23, 215
 Nonstate Salary Support, 270
 Norman & Bernice Harris Ctr for Judaic S, 202
 Norman C Carlson, 256
 North Central Farm and Ranch Stress Assi, 297
 Northern Division, 259-260
 Northern Respite, 301
 Northstar Evaluation, 301
 Novel approach to attenuate small cell 1, 276
 Novel Extended Release Glaucoma Therapy, 286
 Novel Janus-type Antimicrobial Dressings, 289
 Novel long noncoding RNAs in the airway, 279
 Novel Mechanisms Controlling SCLC Tumor, 262
 Novel Mechanisms of Epigenetic Regulatio, 291
 Novel multimodal assessment of practical, 286
 Novel Neural Mechanisms underlying Lung-, 282
 Novel Target Mechanism (Renal Denervatio, 278
 Novel target mechanism - Patel, 278
 NPB EVAL OF SWINE CARCASS DISPOSAL BENEFL, 239
 NPHL FTIR/RAMAN PT Program, 294
 NPHL Research Account, 294
 NPHL/DHHS Lab Services / Special Pathoge, 290
 NPP - Pedi CT Clinical, 293
 NPP - Pedi Gen Clinical, 293
 NPP - Pedi Urology Clinical, 293
 NPPD-Energy Sciences Research Center, 210
 NPQIC & NE Childrens Family Fdn Agreemen, 293
 NRC Ctr for Sales Excellence, 204
 NRCS Agroforestry Technical Assistance, 246
 NRD Bazile Extension Educator MOU, 245
 Nrf2 regulation of oxidative stress in h, 278
 NRI Core Facility Water Center, 233
 NSB Planting Green for Palmer Control Kn, 239
 NSB Soybean Breeding Genetics FY22-23, 239
 NSF ACT UP Math, 201
 NSF CAREER Legume Nodulation, 209
 NSF CAREER: Structure & Resilience, 200
 NSF Double-Strand Break, 200
 NSF EPSCoR RII Track 1 CRRI, 350
 NSF EPSCoR STOICH Track-2, 239
 NSF NIC Transform Scale Up, 201
 NSF NNCI NE Facility NNF, 200
 NSF PROSPECT S-STEM, 201
 NSF Resilience and Scale in Agriculture, 239
 NSF RII Track-EQUATE DOWBEN, 200
 NSF Smartphone Sims, 201
 NSF STEM Connect, 201
 NSF US CMS ComOpsOpSupp 21.2023.5.3.1.22, 200
 NSP Presidential Chair Stipend - Graef, 240
 NSP Soybean Breeding Research, 240
 NSRI, 201, 207, 271, 273, 351
 NSRI BT Spring 2021, 207
 NSRI Medical Countermeasure 2 Dussault, 201
 NU City Union Facility Operating, 221
 NU Digital Ed Compliance and Operations, 353
 NU Digital Education Administration, 353
 NU FDN - Art Excellence Fund, 300
 NU FDN - Cowdery Swim Prgm, 300
 NU FDN - iCASD Chair, 300
 NU FDN - MMI GoBabyGo! Nebraska! Fund, 300
 NU FDN Bachman Prof Health Care 01126600, 197
 NU Fdn Clftn Strgth Inst Fac Sup, 204
 NU Fdn Gudmundsen Sandhills Lab Student, 240
 NU Fdn NEH Challenge-We the People, 213
 NU Fdn Platte Basin Timelapse Project, 240
 NU Fdn Platte Basin VC Match, 240
 NU Fdn Whitman Archive, 213
 NU FDN-Krohn Professorship, 300
 NU FDN-Sherwood Fund, 300
 NU Fnd 0105630 Barta Brothers Fund, 240
 Nu Fnd BD Keever Collection, 213
 Nu Fnd Willa Cather for Library, 213
 NU Foundation Gudmundsen Sandhills Lab, 240
 NU Values Adjustments, 331
 Nuc. Med Prof Svs Fees, 293
 Nuclear Neuropilin2: a novel molecular m, 276
 Nursing Instr - Kearney, 259
 Nursing Instruc-General West Nebraska, 259
 Nursing Instruct-General Summer Ses, 259
 Nursing Resources And Develpmt, 311
 Nursing-Learning Center, 260
 Nursing-Prior Year Balance, 259
 Nutrition & Health Sciences, 213, 234, 241
 Nutrition and Physical Activity Assessme, 296

NuValues/MarketPay, 224
 NVDC Research Parent, 234
 NWAUFU Research (3+1 China), 234
 NWAUFU Teaching (3+1 China), 231–232

O

O&M, 238, 327
 OAA Budget Adj 2023, 313
 OB/GYN, 279, 284, 286–287, 308
 Ob/Gyn Instructional Designer, 287
 Ob/GYN MD Faculty, 287
 Ob/Gyn PhD Recruit FY 2020, 287
 Ob/Gyn Research Administrator, 287
 Obstetrics/Gynecology-Instruction, 282
 Occupational Therapy, 254, 298, 306
 ODE Course Development, 196
 Office Acad Success & Intercultural Svcs, 221
 Office Business Aff, 253
 Office for Intercultural Engagmt/Ldrsp, 344
 Office of Diversity and Inclusion, 221
 Office of Enterprise CRM - State-Aided, 196
 Office of Equity and Compliance, 347
 Office of EVC, 196
 Office of Financial Aid, 344
 Office of Hardship & Resiliency Support, 328
 Office of Inclusive Excellence, 347
 Office of Proposal Development F&A, 209
 Office of Public Health Practice, 294
 Office of Public Relations, 274
 Office of Research & Creative Activity, 323
 Office of Sponsored Programs-Post Award, 208
 Office of Sponsored Programs-Post F&A, 209
 Office of the University Registrar, 329
 Offutt Programs, 326
 OIEL Diversity Funds, 344
 OldH Business Co-op, 198
 OLLAS-Latino & Latin American Studies, 316
 Olson / Othmer Prof-Umstadter, 201
 Olson Center/Research Director - Davis, 287
 Olson Center/Womens Health Res Ctr, 287
 Olson Chair-Jordan Soliz, 201
 Olson Chair-Kevin Smith, 201
 Olson Chair-Kristen Olson, 201
 Olson Chair-Radu, 201
 Olson Chair/Gonzalez-Allende, 201

Olson Professorship, 280
 Omaha Division Development, 260
 Omaha Healthy Start, 299
 Omaha Medical Technology Pipeline, 257
 Omar H Heins Prof-Perez, 208
 Ombuds Office, 271
 Ombudsman, 328
 OMICS-ENABLED GLOBAL GAPFILLING
 (OMEGGA), 239
 Omtvedt Prof-Cupp, 233
 On-Campus Exp, 216
 Oncology/Hematology (Internal Medicine), 285
 Online Prog Fnd-Couns Sch Psych Fam Sci, 338
 Online Program Funds - Biology, 342
 Online Program Funds - Comm Disorders, 337
 Online Program Funds - Communication, 342
 Online Program Funds - History, 343
 Online Program Funds - Social Work, 343
 Open Recreation Clinic, 337
 Opera, 204, 343
 Operating Expenses, 232
 Operations Technology, 220
 Operations/Maintenance Equipment, 223
 OPHP Admin Acct, 298
 OPHP NE DHHS Proj, 298
 Ophthalmology Instruction, 282
 Ophthalmology Mission Support, 292
 Ophthalmology-Krueger's Hire Package, 279
 OPPD Schedule Savings-Revolving, 269
 OPS: SWF Career Ladder Spec Educ 5/23, 322
 Ophthalmology Int/Res, 275
 Ophthamology, 284, 286
 Optical Shop, 301, 311
 Optimization of Antischistosomal Chemoty, 264
 Optimized Stents for the femoropopliteal, 291
 Oral Biology Biomonitoring, 257
 Oral Health Training and Services, 256
 ORCA - Administration, 323
 Orr Chairr in Health Security, 280
 Orthodontics Clinic, 302
 Orthodontics Development Fund, 256
 Orthopaedic Surgery, 286
 Orthopaedics Mission Support, 292
 Orthopedics Instruction, 282
 Orthopedics Int/Res, 275

Osher Lifelong Learning Endowment, 215
 Osna Portion, 264
 OT Clinical, 299
 OT Kearney, 254
 OT OPS Services, 300
 OT Supp&ProfGrowth, 301
 Othmer Match for Angle Fund-Thomas, 201
 Othmer Match for Chambers Fund-Brunero, 201
 Othmer Match for Chambers Fund-Henderson, 201
 Othmer Match for Hillegass Fd-Price; Ken, 201
 Othmer Match for Klaasmeyer Fund-Rilett, 207
 Othmer Match for Olson Fund-Umstadter, 201
 Othmer Match for Operating-Thomas, 201
 Othmer Match for Raikes Fd-Mackenzie; S., 239
 Othmer Match for Splinter Chair Stipend, 239
 Othmer Match for Stuart Fd-Olson; David, 203
 Othmer Match for Thompson Fd-Borstelmann, 201
 Othmer Match for Voelte/Keegan Chair, 207
 Othmer Match Huse News-Editor Prof-Weber, 211
 Othmer Match-Perlman Professorship, 211
 Othmer Match/Haskins Prof - Hyten Jr., 240
 Othmer NEH Plains Humanities Alliance, 201
 Othmer Yeutter Institute Chair, 203
 Othmer-Law Chair Yeutter Institute, 211
 Otol & Maxill Facial Surg-Instruction, 282
 Outcomes associated with a collaborative, 265
 Outpat Support&Growt, 301
 Outpatient Center, 302
 Outreach Program, 295
 Outreach Programs, 216
 OVAMC: EF to improve walking-Rahman10/21, 322
 Ovarian Cancer Survival in African-Ameri, 296
 OWW Distance Ed Fees, 298

P

P2P, 352, 354
 P2P Technology, 352
 P3 Facility, 294
 P-16 Initiative, 352
 P-16 Initiative State, 352
 P. Mannon Start Up, 287
 PA Omaha, 253
 PA-Canadian Distance Learning Prg, 255
 PA-KEARNEY, 253
 PA-Prg Development Acct, 255

- Pacific Rim Pgm Dev, 253
 Palliative Care - CSF, 293
 Palliative Care - MSP, 292
 Pancreatic Study Fee, 288
 Panhandle Center, 234, 237, 241
 Panhandle Center High Plains Lab, 234
 Panhandle Cnt-Rhizomania Rsch, 234
 Panhandle-Lionel Harris Building, 234
 Papio-Missouri River NRD Forester, 247
 Parents & Family Assoc, 274
 Part Time and Temporary Instruction, 324
 Partnership for Urban MCH Leadership Com, 289
 Path Education Overhead, 309
 Path Research Overhead, 309
 Pathogenesis of Uveitis in Ebola Virus D, 283
 Pathology, 231, 234, 238, 241, 245, 275, 288–291, 298, 304, 306, 312
 Pathology Prof Scs Fees, 291
 Pathology/Microbiology, 288–290
 Patient Information Office, 298
 Paul C Burmeister Col Prof-Unlu, 204
 Paustian Inflammatory Bowel Disease Cent, 286
 Payroll, 223, 272, 287, 331
 Payroll - Holding Account, 287
 PDE5 inhibitor (Sildenafil) for ameliora, 278
 Pearls NIH R015R01MD013852-05 Addressin, 297
 Pedi-Dent Clinic-UNMC, 302
 Pediatric Dermatology, 293
 Pediatric Practice Plan -Childrens Hospi, 286
 Pediatric Research, 280, 293, 305
 Pediatrics, 275, 288–291, 293
 Pediatrics Critical Care, 291
 Pediatrics Hospitalist, 291
 Pediatrics-Pediatrics Administration, 288
 Pedodontics Clinic, 302
 Peds Clinical Pharmacology, 265
 Pell Grant Program, 271
 PEN Neuronal Tissue Core, 294
 PEN SPECT Facility, 294
 People First, 302
 Performance, 227–228, 266, 295
 Performance Nutrition, 228
 Performance of the pooled testing strate, 295
 Perinatal Qual Impro, 288
 Peritoneal Oxygen Delivery For The Treat, 291
 Perlman/Othmer Professorship, 211
 Personnel Consultants-Unemploy Comp, 272
 Peter Kiewit Fdn NCPA Support Fund, 216
 PGM - PGA, 231
 Pgm 711Equipment, 223
 PGM Program Support, 233
 Pharm Sci Masters Fd, 263
 Pharm/Exp Neurosci-Grant Return, 276
 Pharm/Exp Neurosci-Instruction, 276
 Pharmaceutical Sciences, 263
 Pharmacology, 264–265, 267, 277, 279
 Pharmacy Practice, 264
 Phase 1-2 Multi-Center Study Evaluating, 285
 Phase I/II Study to Test the Immunostimu, 291
 Phase II Admin Core Year 4, 238
 PHEPPA, 298
 Philosophy, 198, 316, 343
 PHRec-Extension Educators, 241
 PHY MEDICINE & REHAB INT, 275
 Phys Asst Students, 255
 Physical Med & Rehab, 288
 Physical Planning Real Estate, 350
 Physical Plant, 220, 269–270, 327, 334–335, 341–342
 Physical Plant Admin, 269
 Physical Therapy, 255, 298, 306
 Physical Therapy Continuing Education, 255
 Physician Scientist Dev Award, 286
 Physics, 198–200, 294, 316–317, 343
 Physics And Astronomy, 198, 200, 343
 Physics and Astronomy, 198, 200, 343
 Physics And Astronomy Physics Shops, 198
 Physics-Chemistry Machine Shop, 199
 Physics-Instru Support, 198
 Physiology & Biophysics Instruction, 276
 Pike Fund Professorship, 211
 Pilot Core - Cycle 2 Gehringer, 283
 Pilot Core - Cycle 2 Maloney, 283
 Pilot Project - Jason Christensen, 280
 Pilot Test of Recruitment and Applicatio, 296
 Pilot/Feasibility Projects & Emerging Is, 295
 PIO Supp&Prof Growth, 301
 Pivotal Trial of WaveLight# EX500 Excime, 286
 Pivotal; randomized; open-label study of, 285
 Pixel Lab, 213–214
 PKFEA, 208
 Plant Operations and Construction, 327
 Plant Pathology, 231, 234, 238, 241, 245
 Plant Science-A&S, 199
 Plant Science-Research, 234
 Plant Science-Teaching, 231
 Plastic Surgery Mission Support, 292
 PM&R Mission Support, 292
 PM&R Pediatric Clinical Shortfall, 293
 Pneumonia Panel with Stewardship Review, 285
 PNNL SBR Biogeochemical Modeling, 239
 POE - Ag Econ Rsch, 233
 POE - AgHort -WRRRI, 233
 POE - Biology Neuroscience, 316
 POE - Biomedical Informatics, 321
 POE - Biostatistics, 294
 POE - BSE Research, 233
 POE - BSE-Bio Med Engr Proj, 233
 POE - BSE/COE Faculty, 233
 POE - EAOH, 294
 POE - Early Childhood Development, 321
 POE - EPI, 294
 POE - H&K Exercise Science, 322
 POE - Health Gerontologist, 314
 POE - Honors Pgm, 196
 POE - HPSBH, 295
 POE - HSRA, 295
 POE - iCASD, 306
 POE - Information Assurance, 321
 POE - Mathematics Data Science, 316
 POE - Primate Microbiomics, 316
 POE - PSI Teaching, 231
 POE - SNR Research, 234
 POE - Supply Chain Management, 317
 POE - SW Graduate Education, 314
 POE - UNO/UNMC Biomedical Research Pgm, 316
 POE Allocations, 352
 POE Architecture-Visual Literacy, 197
 POE Bio Sci-Init Ecol/Evol Analysis, 198
 POE Buffet Early Ch, 295
 POE Business Analytics, 317
 POE CANCER DIRECTOR, 294
 POE Computer Science-Faculty Startup, 206
 POE Computer Science-Simulation Comput, 206
 POE Educare Master Teacher, 213

POE Engl-Fac Leadership Writing Init, 198
POE English-Cather Studies, 198
POE English-Digital Rsch, 198
POE FPA-Digital Media, 204
POE Grad Biomed Sci, 275
POE Information Technology, 321
POE Journalism-Enhanced Visual Lit, 210
POE Law & Psychology, 199
POE Libr Cnt Digital Rsch Humanities, 212
POE Management-Building Leadership, 203
POE Microbio Mannon, 274
POE Nebraska Center for Entrepreneurship, 203
POE Nutr Health Sci Genomics, 213, 234
POE Physics-AMO Physics, 199
POE Raikes Schl Comp Sci & Mgm, 196
POE Soc-Falci/Goosby, 199
POE STEM Early Childhood Education, 321
POE STEVEN YEH, 275
POE UNCL Administration, 212
POE-ACAD EDUC INTPRO, 252
POE-Art Enhancements, 342
POE-Biochem Research, 233
POE-Biochem Teaching, 231
POE-Biology Facilities Upgrade, 342
POE-Biomedical Informatics Director, 257
POE-BSE/COE Faculty-Kievit, 233
POE-BSE/COE Faculty-Wachs, 233
POE-Cancer Prevention and Control Progra, 304
POE-CAS Intern Stipends, 342
POE-CDIS, 337
POE-CERD, 339
POE-Chemistry Facilities Upgrade, 342
POE-Chemistry Faculty, 342
POE-Coll of Arts & Sciences Enhancements, 342
POE-Comm/Bio Food for Health Collaborate, 342
POE-Communication Enhancements, 342
POE-COMP EFF MED FAC, 275
POE-Computer Science & Info Tech Faculty, 337
POE-COPH-College of Public Health, 294
POE-Ctr for Drug Delivery&Nanomedicine, 263
POE-Cyber Sys Tenure Track Professor, 337
POE-Cyber Sys Tenure Track-Taylor, 337
POE-CYFS/MAP-Faculty Support, 213
POE-DRUG DISCOVERYID, 264
POE-Educational Services, 294
POE-Entomology NU Teach, 231
POE-Expansion of BSN Enrollments, 259
POE-Family Science, 338
POE-Genetic Medicine, 306
POE-Graduate Student Stipends, 257
POE-Health Programs, 343
POE-Health Science Graduate Assistant, 343
POE-History Faculty, 343
POE-Human Genetics, 274
POE-Industrial Technology, 337
POE-Interdiscipl Bio Prep Train Sim, 259
POE-Kinesiology & Sports Sciences, 337
POE-KSS Ath Training Educator, 337
POE-Management Faculty Position, 337
POE-MBA, 337
POE-MD/PhD Scholars Prg, 275
POE-Music Enhancements, 343
POE-NCV / An Sci-Vu, 209
POE-NCV Wiebe, 209
POE-NE Ctr Virology, 208
POE-OSP Summer Research Program, 338
POE-Path/Virol Reid, 275
POE-Patient Focused Applic of Clin & Hlt, 295
POE-Pharmaceutical Outcomes, 264
POE-Phys Scient 4, 275
POE-Physician Scientist Recruit Prg Path, 275
POE-Physician Scientist Recruitment Prg, 275
POE-Physics Engineering Faculty/Staff, 343
POE-Pol Sci-Water Initiative, 199
POE-PSI Research, 234
POE-PSI-Dr Mower, 234
POE-PSI-Dr Yu, 234
POE-Psychology Human Subject Coordinator, 343
POE-Public Health Faculty, 342
POE-Redox Biology Center, 233
POE-RHEN-Health Science Programs, 268
POE-Samuelsn Pulmry, 275
POE-Social Work Child Welfare Position, 343
POE-Social Work Faculty, 343
POE-Social Work Professional Travel, 343
POE-Social Work Program Growth, 343
POE-Supply Chain Management Position, 337
POE-TE Early Childhood Faculty Position, 337
POE-Teacher Ed, 337
POE-TLTE / CSMCE, 213
POE-TLTE NU Teach-Sci Rm, 213
POE-Undergrad Ed & Student Success, 196
POE-Water Resources-Law, 211
POE-Womens and Gender Studies-WRIT, 199
Pol Sci-Natl Security Educ & Rsch Prog, 199
Police Services-Security & Traffic, 224
Police Services-University Cameras, 224
Police-Alarm Servicing, 224
Police-Building Access, 224
Police-Compliance & Accreditation, 224
Police-Dispatch, 224
Police-Emergency Management, 224
Police-GIS, 224
Police-Investigations, 224
Police-IT Services, 224
Police-K-9 Patrol, 224
Police-Patrol Operations, 224
Political Science, 199, 316, 343
Post Doctoral - Research Training, 287
Post Doctoral Education Office, 257
Post Season Hosted Events, 228
Post-Graduate Dentistry, 302
Potential therapies to improve ventricul, 289
Pound Business Cooperative, 198
Power Plant, 327
PPG Admin Core, 276
PPg Animal Core, 276
PPG Histology Core, 276
PPG Project 1, 276
PPG Project 2, 276
PPG Support for Batra, 280
PR55-alpha controlled PP2A in the regula, 289
PR191264 Injectable; Shape-recoverable a, 290
PR191264P1 Injectable; Shape-Recoverable, 290
PR200793 Dynamic Interaction of Airborne, 284
PR200793P1 Dynamic Interaction of Airbor, 284
Pragmatic Evaluation of Events and Benef, 285
Pre Press, 273
Pre-analytical variables of bioanalytes, 289
Precision Medicine Support at FPBCC, 263
Preclinical development of a novel antib, 264
Preclinical Imaging Center, 261
Preparedness, 271, 273
President Market/Equity Salary Pool, 351
President Office-Enterprise Data Service, 351

President's Initiatives, 352
 President's Office, 351
 PressRoom, 273
 Primary Care Residency, 279
 Printing & Dup-Library Bindery, 258
 Printing & Related Exp, 351
 Printing Operations, 273
 Prior Year Utility Balance, 269
 Priority Funding, 324, 336
 Private Residences -3873-75 Dewey, 273
 Private Residences-415 S 41st St, 273
 Private Residences-3861-63 Dewey, 273
 Private Residences-3865-67 Dewey, 273
 Private Residences-3869-71 Dewey, 273
 Private Residences-General Expense, 273
 Private Residences-Personnel Maintenance, 273
 ProCard Suspense, 273
 Prodrug Formulations Edagwa, 277
 Prodrug Formulations Gendelman, 277
 Professional Development (Mikuls), 283
 Program Development # Ouellette; Scot, 291
 Program Development - Bayles; Kenneth, 291
 Program Development - Carabeo; Rey, 291
 Program Development - Chittezhham-Thomas, 291
 Program Development - Fisher; Kurt, 291
 Program Development - Koepsell; Scott, 291
 Program Development Curriculum Review, 313
 Program Income - 36-5465-1006-XXX, 297
 Program Review, 339
 Programs of Excellence, 352
 Project & Portfolio Management Office, 355
 Project Purple Pancreatic Rsrch Master, 263
 Promoting physical activity to improve c, 282
 Protocol Review & Monitoring System, 261
 PS - Access Services, 331
 PS - Dispatch, 331
 PS - Law Enforcement, 331
 PSY Supp&ProfGrowth, 301
 Psych Operations Act, 300
 Psych-Distance Ed, 199
 Psychiatry Clinic, 311
 Psychiatry Instruction, 288
 Psychiatry Int & Res, 275
 Psychiatry-Administration, 293
 Psychology, 199-200, 213-214, 228, 298-300, 306,

316-317, 343
 Psychology Clinical, 299
 Psychology OPS Services, 300
 PT Bellevue Public School, 300
 PT Clinical, 299
 PT Ed Research Grant Return, 255
 PT EDU Sleddens Dev, 255
 PT Edu Venema Dev, 255
 PT Edu-K Chien-Dev, 255
 PT Education Rosenthal Develop Account, 255
 PT Education-B Becker Development, 255
 PT Education-G Johnson-Development, 255
 PT Education-J Norman-Development, 255
 PT Education-K Volkman-Development, 255
 PT Education-L Bilek-Development, 255
 PT Education-P Hageman-Development, 255
 PT Omaha, 254
 PT OPS Services, 300
 PT Residency, 255
 PT SPORTS MED RES, 255
 PT Supp&Growth, 301
 PT-Fac Development Joseph Siu, 255
 PT-KEARNEY, 254
 PTSD Research Fund, 287
 Public Administration, 314
 Public Administration - NSGC, 314
 Public Health Chemistry Services, 294
 Public Health Lab Services, 294
 Public Policy Cnt, 196
 Public Relations-News & Info, 225
 Public Safety - Maintenance, 331
 Public Safety Department, 331
 Public Service-Anticipated Activity, 229-230
 Pulmonary (Internal Medicine), 284-285
 Pulmonology - CSF, 293
 Pulmonology - MSP, 292
 Pulmonology Fellowship, 292
 Purchased Utilities, 269, 311

Q

QSSB Tracking Severity Gall Midge Yr 2, 239
 Quantify Concentrations of AT9010, 265

R

R Vernon McBroom Prof-Bai Cui, 208
 R&A James QH Operations, 219
 Rac1 GTPase in tumorigenesis of pancreat, 276
 RAD-KEARNEY, 253
 Rad/Onc Physics Discretionary Acct, 294
 Radiation Oncology, 275, 288-289
 Radiation Oncology - Instruction, 288
 Radiation Safety, 266
 Radiation Safety VA, 266
 Radiation Therapy, 253
 Radiation Waste Disposal, 266
 Radio, 218, 319-320
 Radiography Omaha, 253
 Radiological H & S, 316
 Radiology Education & Research Fund, 293
 Radiology Fellowship, 292
 Radiology Instruction, 288
 Radiology Mission Support, 292
 Radiology Prof Svs Fees- Walker, 293
 Raikes/Othmer Prof - Mackenzie; Sally, 239
 Ramanathan Pilot, 262
 Ray fauss Professor of Engineering, 208
 Raymond C Dein College Prof-Smith; David, 203
 RB Athletics Tailgate Meals, 347
 RB Auxiliary Enterprise Admin-Facilities, 342
 RB Auxiliary Enterprises Adm-Assoc VCBF, 346
 RB Auxiliary Enterprises Admin - Finance, 346
 RB Auxiliary Enterprises Admin - VCBF, 346
 RB Bookstore, 346
 RB Budget Adjustments-Independent Oper, 345
 RB Budget Office, 346
 RB Business Services, 346
 RB Cable Television, 345
 RB Campus Safety Programs, 342
 RB CashNet, 346
 RB Contingency Maintenance, 345
 RB Custodial Services, 342
 RB Dr Access/Video Security Surveillance, 342
 RB Enrollment Mgmt & Marketing, 345
 RB Facilities Contract Maintenance, 342
 RB Food Services-Facilities, 345
 RB Greek Life, 345
 RB Grounds Maintenance, 342
 RB Human Resources, 346

- RB Insurance, 346
 RB LoperNites, 346
 RB Maintenance - HVAC, 342
 RB Office of Equity and Compliance, 347
 RB Parking Services, 346
 RB Pre-season Athletic Meals, 347
 RB Promotional Fund, 346
 RB Residence Halls Programming, 345
 RB RGL Loft Expense, 345
 RB RGL METS Program Expenses, 345
 RB RGL Microfridge Program Expenses, 345
 RB Room Damage Repair, 345
 RB Student Affairs, 345
 RB Student Center, 345
 RB Student Housing Administration, 345
 RB Student OIEL, 345
 RB Technology Services, 341
 RB Unemployment Compensation, 347
 RB UNK Police, 346
 RB Utilities, 342
 RB Utilities Systems, 342
 RB Workers Compensation, 347
 RB-Food Service Expense, 347
 RB-Principle & Interest Payments, 347
 Ready Rose, 301
 Real Estate Admin, 269
 ReConnect, 301
 Record Keeping Funds, 271
 RECOVER Cohort Phase II Pediatric Cohort, 291
 RECOVER initiative adult cohort, 286
 RECOVER initiative adult cohort-Vasey, 285
 Recreational Therapy, 301, 306
 Recruit/Student Engagement (RSE), 270
 Recruitment and Outreach, 207
 Recruitment Services, 329
 Recycling, 207, 220, 271
 Reducing Hlth Disparities - Administrati, 297
 Reducing Hlth Disparities - North Omaha, 297
 Refrigeration Shop Inventory, 269
 Reg Engagement & Alumni Ctr Debt Service, 347
 Reg Med Faculty Salary, 257
 Reg Path Svcs - Lakeside Plz, 291
 Regenerative Med Sarvetnick Start-up, 257
 REGION 6 FY23 P'ship for Success PFS/OCC, 215
 REGION 6 OCC Block Grant FY23, 215
 Regional 6 Kidsquad, 302
 Regional Pathology Services, 291
 Registrar's Office, 216
 Regulation of Photoreceptor Neurotransmi, 283
 Regulatory mechanism of non-canonical He, 278
 Regulatory role of tandem tryptophan con, 289
 Rehabilitation Engineering Research Cent, 300
 Religion, 316
 Renolds Neurooncology Lab, 279
 Rental Physical Plant Property, 220
 Rental Property - 411 So. 41st St., 273
 Reprogramming the Immune-BME for Improvi, 290
 Research Area Repairs, 269
 Research Communications, 208
 Research Compliance, 209, 338
 Research Compliance-Animal Care F&A, 209
 Research Compliance-Human Subjects F&A, 209
 Research Council, 208
 Research Development F&A, 209
 Research Editorial Office, 258
 Research Finance, 208
 Research IT Office, 258
 Research Office, 274
 Research Seminars, 261
 Research Supp&Growth, 301
 Research-Anticipated Activity, 229-230
 Resident Development Fund, 288
 Resolving occupational exposure-induced, 282
 Resp Care, 254
 Restricted supplement for Bradley Presto, 262
 REVISE (Re-Evaluating the Inhibition of, 284
 Reynolds Reading Series, 343
 RHEL Distance Center, 268
 RHEN - Allied Health, 268
 RHEN - College Of Medicine, 268
 RHEN - Family Practice, 268
 RHEN - Nursing, 268
 RHEN/Special Programs, 268
 Rheumatology (Internal Medicine), 284, 286
 Rheumatology - CSF, 293
 Rheumatology - MSP, 292
 RHEUMATOLOGY BIOBANK, 288
 Richard Brooke & Dorothy B Davis Fund, 287
 Richard L McNeel Prof Engr-Wei, 207
 Rifle, 228
 Rizzo Research, 293
 RLH MARC-Resale & Reuse, 249
 Robert Allington Library Fund, 213
 Robert Muelleman Distg Chair Emerg Med, 280
 Roberts College Prof-Perrin, 233
 ROCHESTER Laser Fusion Targets, 207
 Rogers Foundation Fund, 219
 Role of alcohol-induced ghrelin in modul, 282
 Role of angiotensin II in mediating K se, 278
 Role of Glycosylation in FSH Signaling i, 286
 Roles of Hippo signaling and gap junctio, 283
 Ron & Carol Cope Professorship-Nierman, 205
 Ronnie Horner's Startup Fund, 297
 Ronning Portion, 264
 Rookwood Pilot Project, 297
 Rosenberg Prof Judaic St-G. Steinacher, 202
 Ross McColum Eng Collge Fund B Duncan, 208
 Roy Frederick Prof-Azzam, 240
 Roy Frederick Prof-Fulginiti, 240
 RPS - Billing, 291
 RPS - Client Services, 291
 RPS - Marketing, 291
 RSC-Individual Project Research, 338
 Rsch Compliance Srv, 208
 Rsch Compliance Srv-Human Subjects Irb, 208
 Rsch Redirection-Buch, 279
 RT Support & Professional Growth, 302
 RTOG Cooperative Group, 294
 Rural Drug Addiction Research Center, 279
 RURAL HEALTH INITVS, 268
 Rural Prosperity Nebraska, 249
 Ruth Branham Cancer Research Fund, 304
 RW Part C Program Income, 287
 RW Part D Program income, 287
- S**
- Sadikot Research, 287
 SAFER FND: DOJ ACT Eval 9/23, 315
 Safety in Agriculture for Youth (SAY), 295
 SAHP - Indirect Costs/Research, 253
 SAHP Online Worldwide, 253
 SAHP Student Affairs-Admissions, 255
 SAHP Student Affairs-General Operations, 255
 SAHP Student Affairs-Recruitment, 255
 SAHP Student Affairs-Student Engagement, 255

SAHP-ADO Research Development Account, 255
 SAHP-Education Start Up, 254
 SAHP-Kearney Expansion Project, 253
 SAHP_Chinese Program Fee, 254–255
 Saichek Professorship, 280
 Salaries EXT, 241
 Salaries RSH, 234
 Salaries SVY RSH, 234
 Salaries SVY TCH, 231
 Salary Adjustments, 332
 Salehi Start-Up, 305
 Samuel Clark Waugh Prof-Ambrosius, 202
 SARS-CoV-2 Viral Evolution and Spread wi, 290, 295
 SB Clinical, 299
 SB Supp&ProfGrowth, 301
 SBA: FAST OPT YR2 9/23, 318
 SBA: SBDC 2022 12/23, 318
 SBA: SBDC 2023 12/24, 318
 SCAL General Operations, 234
 SCAL Weed Sci, 240
 Scar Detection and Treatment with Drople, 282
 SCC Research, 288
 Schlesinger Prof-Kohen; Ariel, 202
 Schmid Law Library, 211
 Schmoker Professorship, 212
 Scholarship/Financial Aid, 216
 Scholarships: UG Merit Award, 340
 School Clinical Perfusion Sci, 253
 School Of Accountancy, 203
 School Of Biological Sci, 198
 School of Interdisciplinary Informatics, 321
 School of the Arts - Director, 318
 Schott Pilot, 262
 Schweser Fund, 219
 Scientific Research Program Leaders, 261
 SCMA-Supply Chain Management & Analytics, 203
 Scott Campus Lab Manager, 207
 Scott Scholars Support, 330
 Scottish Rite Language Program, 300
 Screening for Resistant Enteric Bacteria, 278
 Scribante College Prof - Barnes, 205
 Sdt Rec-Commencement, 344
 Seaton College Professor, 211
 Seattle Dietary Biomarker Development Ce, 296
 Security, 199, 206, 219, 221, 224, 252–253, 268–269, 280, 332, 342, 351, 355
 Security Dispatch NE Med Contract, 269
 Security NE MED CNT, 269
 Security-Student Sponsored Events, 221
 Seeded Buffalograss Development 33%/46%, 239
 SELECT - Semaglutide effects on cardiova, 284
 Self Insurance, 247, 352
 Self-immolative prodrug/miRNA nanopartic, 264
 Selleck Dining, 226
 Selleck Facilities, 226
 Selleck Residential Experience, 226
 Semaglutide cardiovascular outcomes tria, 284
 Sen Fees - Norfolk, 260
 Sen Fees - Scottsbluff, 260
 Sequence Specific Targeting of Nucleic A, 265
 Sequencing SARS-CoV-2 samples in Nebrask, 296
 Serv Awards Dinner, 272
 Service Awards, 272
 Service Learning Academy, 324–325
 Services for Students with Disabilities, 221–222
 Severe Behavior, 298–299, 306
 Sex differences in BNST networks during, 299
 SGIS, 199
 Shackleford-Marischal Professorship, 280
 Shanghai Kemeng GE, 267
 Shared Resource Management, 261
 Sharing - South Omaha Clinic, 273
 SHERWOOD 2022-2024 NRPVYC, 201
 Sherwood Fdn Admin Scholarship Pgm, 216, 222
 Sherwood Fnd Children's Justice Clinic, 201
 SHERWOOD VITA Expansion, 201
 SHI DeepC Penetrometer, 239
 SHORELAND INC, 298
 Shrike-Hlavac Memorial, 280
 Siddiqui Developmental Account, 280
 Signatures of Cannabis Abuse in NeuroHIV, 286
 Silver U Career Dev, 272
 SIM-NE Revenue, 253
 Simulator Maintenance & Refurbishing Fun, 287
 Single cell brain transcriptome changes, 279
 Skeletal Effects of Type 1 Diabetes, 284
 Skeletal Muscle Nrf2:Exercise-Induced Ca, 282
 SL & WB Collaborative Costs, 328
 SL Agriculture Systems Economists-ENREC, 245
 SL Assoc Educator - Mueller, 244
 SL Community Vitality-RFI, 245
 SL EZ 1 Agriculture Systems Economist, 245
 SL EZ 3 Agrculture Systems Economist, 245
 SL EZ Coordinators Support, 244
 SL Invasive Weeds-Ext Educator, 245
 SL PREC Water Mgmt Project, 245
 SL Raising Nebraska Ext Asst, 244
 SL State Master Garden, 245
 SLP Clinical, 299
 SLP OPS Services, 300
 SLP Supp&ProfGrowth, 301
 Sm Anim Imaging Core, 281
 Small Business Innovation Research (SBIR, 257
 Small Molecule Drug Discovery for CLN3 a, 264
 Smith & Lehmann CNST, 298
 SN Disaster Mgmt Coordinator, 244
 SNR Teaching, 231
 SNRS-Coop F/W Rsch, 234
 SNRS-Higley Research, 234
 SNRS-Higley Teaching, 231
 Soc-Bureau Sociological Rsch, 199
 Soccer, 228, 333–334, 348
 Soccer/Tennis Facility, 228
 Social Media, 320, 333
 Social Work, 314–315, 343
 Social/Cultural Development, 344
 Sociology, 199–200, 316, 343
 Softball, 228, 333–334, 348
 Softball Westside Field, 333
 Sorgen Grant Return, 276
 Sorrell Events Center, 274
 Space Law, 211
 Space Law OnLine LLM-Diff Tuition, 211
 Sparks Chair of Pediatric Research, 280
 Spec Educ&Communication Disorders, 213
 Special Ed & Communications, 215
 Special Education - Career Ladder, 322
 Special Education Communication Disorder, 322
 Special Events, 217, 224, 332
 Special Events Commencement, 217
 Special Events Convocations, 217
 Special Faculty Development, 324
 Special Programs, 268, 270
 Special Projects, 272

Special Retirement Cost, 225
 Special Services, 274
 Specific Hire, 294–295
 Specimen Collection for Siemens Thyroid, 284
 Speech-Language Pathology, 298, 306
 Spencer Accounting Professorship, 318
 Spencer Foundation Equity Grant, 300
 Spencer Professorship, 211
 Spirit Squad, 228
 Splinter Chair Stipend, 239
 Sponsored Programs & Research Dev, 338
 Sport Psychology, 228
 Sports Center, 228
 Sports Medicine - CSF, 293
 Sports Medicine - MSP, 292
 Sr V/C - Academic Affairs, 313
 SSS/UNL Cost Share, 221
 ST Buffett Fdn UgESS Retention Solution, 197
 St Entity-Indep Livg, 305
 ST-Ath Events Management, 348
 ST-Athletics Revenue/State Support, 348
 ST-Basketball - Men, 348
 ST-Basketball - Women, 348
 ST-Equipment Room, 348
 ST-Football, 348
 ST-Golf - Women, 348
 ST-Intercollegiate Athletics, 348
 ST-Loper Vision Program, 348
 ST-Medical/Training Room, 348
 ST-Soccer, 348
 ST-Softball, 348
 ST-Sports Information Office, 348
 ST-Strength Training, 348
 ST-Swimming, 348
 ST-Tennis - Men, 348
 ST-Tennis - Women, 348
 ST-Track - Men, 348
 ST-Track - Women, 348
 ST-Volleyball, 348
 ST-Wrestling, 348
 Staff Dev/Sal/misc-oper & spprt Dist Ed, 198
 Staff Senate, 221, 346
 Stand & Move at Work II: Effectiveness a, 297
 Stanley Truhlsen Jr Professorship, 279
 Staphylococcal Biofilm Admin Core C, 288
 Staphylococcal Biofilm Bio Core A, 289
 Staphylococcal Biofilm Bio Core B, 288
 Staphylococcal Biofilm Project 1, 289
 Staphylococcal Biofilm Project 2, 289
 Staphylococcal Biofilm Project 3 U of CO, 289
 Staphylococcal Biofilm Project 4, 289
 Starbucks City Union, 227
 Starbucks East Union, 227
 State & Community Relations, 332
 State CashNet, 346
 State Energy Project, 269
 State Lab, 291
 State-Early Childhood Education Center, 346
 State-Leadership UNK, 346
 State-Staff Senate, 346
 Statistics, 231–233, 235, 241, 318
 Statistics Extension, 241
 Stauch Startup, 279
 Stdnt LibraryFeeNRes, 259
 Steak N Shake, 227
 Steam Generation, 269
 Steinhart College Prof-Nierman, 205
 Steinhart Professorship, 211
 STF UNK, 355–356
 STF UNK Acad Tech, 356
 STF UNK Appl & Dvl, 356
 STF UNK Security, 355
 STF UNK Systems, 356
 STF UNK User Svcs, 355
 STF UNL, 355–356
 STF UNL Acad Tech, 356
 STF UNL Appl & Dvl, 356
 STF UNL DLC, 356
 STF UNL EndUser Comp, 355
 STF UNL HuskerTech, 355
 STF UNL Network Srvs, 356
 STF UNL Security, 355
 STF UNL Systems, 356
 STF UNO, 355–356
 STF UNO Acad Tech, 356
 STF UNO Appl & Dvl, 356
 STF UNO IAM, 355
 STF UNO Infra, 356
 STF UNO Security, 355
 STF UNO Systems, 356
 STF UNO User Svcs, 355
 Stokes-Shackleford Professor of Microbio, 280
 Stokes-Shakelford Chair of Rheumatology, 279
 Strategic Institution & Student Success, 328
 Strategic Planning, 270, 324, 328
 Strategic Planning Initiatives, 324
 Strategic Recruitment/Retention Fund, 328
 Strategic Retention Programs, 328
 Strategic Staffing & Compensation, 272
 Strategies to Prevent Spillover (STOP Sp, 296
 Strategy for Safe Colon-targeted Local T, 278
 Strength And Conditioning, 333
 String Sprouts, 301
 Structural Biology, 261, 304
 STU NICHOLS ALS MND, 210
 Stuart / Othmer Prof-Olson; David, 203
 Stuart CBA Dean-Plowman, 203
 Student Accounts, 224, 331
 Student Affairs Division State Travel, 344
 Student Affairs Office, 344
 Student Conduct & Case Management, 329
 Student Conduct & Community Standards, 221–222
 Student Conduct Office, 344
 Student Counseling Center, 270
 Student Employment, 328–329
 Student Fees AH-Cytotechnology, 255
 Student Fees COPH, 298
 Student Fees-Pharmacology, 281
 Student Financial Support-Anticipated Ac, 229–230
 Student Fine Service, 271
 Student Health, 270–271, 345
 Student Ldrshp, Involmt & Inclusion, 329
 Student Library Fees, 259
 Student Life & Wellbeing, 328–329
 Student Life & Wellbeing Events, 328
 Student Loan Accounting, 271
 Student Locker Rental, 273
 Student Records, 344
 Student Services, 213, 221–223, 229–230, 251, 259,
 270–271, 312, 323, 345, 349
 Student Services Transcript Fees, 271
 Student Services-Anticipated Activity, 229–230
 Studies to understand the pathophysiology, 299
 Study Abroad, 326
 Success Academies, 328

- Summer Academic Affairs - Even Year, 339
 Summer Health Professions Education Prog, 253
 Summer Instruction, 324
 Summer Scholars, 329
 Summer Teaching Funds - CBA, 281
 Sunita Jain Literary Award Fund, 202
 Sunkist Fiesta Bowl Prof-Schacht, 233
 Sunkist/Fiesta Fowl Prof-Mamo, 240
 Sunny Durham FDN Arts Program, 300
 Supervision of Student Teachers, 321
 Support for the launch of Opportunity Co, 257
 Supporting Child Find in Nebraska with C, 300
 Suppression of Pathological Spontaneous, 279
 Surgery, 275, 286, 288–289, 291–292, 303
 Surgery Fellowship, 292
 Surgery Instruction, 288
 Surgical Specialties, 256, 302
 Surveillance of Agricultural Injuries in, 295
 Survivorship Research - Acquazzino - Lol, 305
 Sustainability, 220, 269
 SVCAA-Diversity Funds, 336
 SVCAA-Permanent Salary Savings, 336
 SVMBS Extension Parent, 241
 SVMBS Research Parent, 234
 SVMBS Teaching Parent, 231
 Swarts Family Chair in BSE, 239
 Swimming, 228, 334, 348
 Synaptic Transmission at Retinal Ribbon, 286
 Synergy of Lipolysis and Lipophagy in AI, 277
 System Benefit Office Support, 352
 Systems, 209, 224, 231, 233, 241, 243, 245, 248, 251, 271, 273, 281, 295, 299, 329, 331–332, 337, 341–342, 345, 354–356
- T**
- T cell-innate immune crosstalk regulates, 289
 T Mylan Stout College Prof-Harwood, 202
 T Mylan Stout Fund, 219
 Tahirov, 263
 Tapestry of Arts Project, 300
 Target Acquisition of Reference Material, 296
 Target Validation Core 3, 262
 Targeting a Novel EHD2-SOCE Prometastati, 262
 Targeting CBL/CBL-B Dependent Cancer Ste, 262
 Targeting CXCR2 axis in Pancreatic Cance, 276, 288
 Targeting novel GDF15/GFRAL/RET axis in, 278
 Targeting PI3K/BRD4 and Hedgehog Pathway, 264
 Targeting SOCE-Mediated Metabolism in Br, 278
 Targeting Vulnerabilities in Copper Meta, 262
 Tax Services, 351
 Tazza Coffee-Knoll, 227
 Teacher Education, 213, 321, 337–338
 Teacher Placement, 329
 Teachers Scholars Academy Fund, 215, 322
 Teaching Learning & Teacher Education, 213
 Team JackPower5 - Zhang Award, 305
 Team Science, 255
 Telecom Line Rates, 268
 Telecommunications SC, 356
 Telecommunications SC - Operator Service, 356
 Television, 218, 319–320, 345
 Tennis Facility, 228, 347
 Tennis, Men's, 228
 Tennis, Women's, 228
 Testing Center, 329
 Textiles Clothing & Design, 241
 Textiles Merchandising & Fashion Design, 214, 234
 Thank You Awards, 272
 The Canadian-American Spinal Cord Perfus, 291
 The Collaborative, 324
 The Development of a Macromolecular Dexa, 265
 The effect of semaglutide in subjects wi, 284
 The Effect of Tirzepatide versus Dulaglu, 284
 The Impact of Environmental Stressors on, 295
 The Impact of Social Health Programming, 293
 The influence of 3D printed prostheses o, 296
 The Management of Acromegaly (MACRO) Reg, 284
 The Nebraska Solution: Diabetes Care, 297
 The novel role of microtubule regulators, 256
 The RECOVER Post-Acute Sequelae of SARS-, 290
 The role for alcohol-induced Golgi disor, 276
 The Role of Astrocytes in the Fragile X, 282
 The Role of Complement in Cerebrospinal, 289
 The role of microRNA-210 in regulating o, 296
 The Role of the CBFB-MYH11 Complex in Le, 276
 The SQUID Trial for the Embolization of, 291
 The Targeted Agent and Profiling Utiliza, 285
 The TIN (Teratology Information Network), 299
 The TIN (Texting Supplement), 299
 Theater, 205, 343
 Theatre, 204–205, 319, 343
 Theatre - Production, 319
 Theatre Arts Distance Ed, 204
 Theatre Arts-Dept Oper, 204
 Theatre Arts-NE Rep Theatre, 204
 Theatre Productions, 343
 Therapeutic Biomarkers for Parkinson's d, 279
 Therapeutic Targeting of Nox2 to target, 290
 Therapeutics Development Center Award, 290
 Thomas C Sorensen Prof-Winkle; K., 202
 Thompson Chancellor Prof-Molfese, 202
 Thompson Fund Prof-Burnett, 202
 Thompson Scholars Learning Community, 313
 Thompson/Othmer Prof-Borstelmann; Thomas, 201
 Thurl B Strain State Museum Subfund, 219
 Ticket Office, 229, 333
 Ticketing and Engagement, 228
 Tim Hawks Chair in Cancer Prevention, 297
 Tinstman Professorship-Carr; T., 215
 Tissue Science Facility, 294
 Tissue Science Support, 262
 Title III: Categorical Grant Program to P, 282
 Tobacco Free Nebraska, 297
 Tobacco Regulatory Science Investigating, 296
 Toxicology, 235, 294–295
 Toxicology Testing, 294
 Track, 200, 228, 239, 334, 337, 348, 350
 Track-2 FEC Year 4 Twidwell, 239
 Track-2 FEC Year 4 Walia, 239
 Tracking and Eval (Philibert), 283
 Tractor Test Museum, 240
 Trade Outs, 333
 Training and Development, 331
 Training Room, 333, 348
 Trans Mouse Mod Core, 294
 Transforming Diabetes Care, 287
 Translating Efficacious Pediatric Weight, 297
 Translation/Interpretation Program, 343
 Translational Hearing Center, 286
 Translational Research - UNMC / Eppley, 304
 Translesion Synthesis DNA Polymerases an, 262
 Transportation, 251, 273
 Travel Software Maintenance Fees, 352
 Treatment for Post Exposure Prophylaxis, 273

Treatment of Osteosarcoma - Hyubdai Hope, 293
 Tribal Emergency Management, 314
 TRIO Programs, 221
 Triple Double Growth, 294
 Truncated O-glycan-dependent-Batra, 277
 Truncated O-glycan-dependent-Ponnusamy, 277
 Tuberculosis Cntrct, 294
 Tumor Procurement Support, 262

U
 U Street Apartments-Facilities, 227
 uBeats Olson Foundation, 257
 UBF:Baright Finance, Banking, Inv Sci RE, 318
 UC-Irvine WORDS Pandemic Recovery in NE, 215
 UCEDD, 299–302, 306
 UCEDD Support & Prof Growth, 302
 UCLA Foundation-Lincy Roll Over, 287
 UComm Commencement, 332
 UDA GENERAL, 312
 UDA PATHOLOGY, 312
 Umbach Professorship, 280
 Unbudgeted O/H Income, 266
 UNCA Student Interns, 351
 UNCA Student Wages, 351
 Uncovering HIV Buch Portion, 277
 Uncovering HIV Byareddy Portion, 277
 Uncovering HIV Fox Portion, 283
 Uncovering HIV Fox Supplement, 283
 Uncovering HIV Guda Portion, 283
 Uncovering pathogenic anti-bacterial def, 289
 Undergrad Clinics, 302
 Undergrad Ed & Student Success, 196
 Undergrad Endo Clinic, 302
 Undergrad Research and Fellowships, 196
 Undergraduate Admissions, 329–330
 Undergraduate Programs, 196
 UNeMed-UNMC Tech, 311
 Unemployment Compensation, 225, 324, 327, 329, 331–332, 347
 UNeTECH - BioMechanics Lab, 322
 UNeTech Deploy! COVID-19 Medical Technol, 272
 UNeTech Kauffman Foundation Award - Hear, 272
 Unexpended - Bridge; Julia, 291
 Unexpended - Cohen; Samuel, 291
 UNF: Cloud Prof of Investment Sciences, 318

UNF: Nba Professor Of Banking, 313
 UNF: Reynolds Professorship, 313
 UNF: Spire Chair of Music, 313
 UNF:Access to Exceptional Year Three, 317
 UNF:Aviation Institute Professorship, 315
 UNF:Baright Professor of Real Estate, 313
 UNF:Blue Cross Blue Shield Chair, 314
 UNF:Carl Mammel UNO CBA Excellence Dean, 318
 UNF:CBA Distinguished Professorship, 318
 UNF:Cheryl Prewett Clark Professorship, 314
 UNF:David Scott Professorship-Cpacs, 313
 UNF:Dist Alumni Prof Of Accounting, 318
 UNF:Dist Director Service Learning, 314
 UNF:Dist. Research Chair in Biomechanics, 314
 UNF:Dr. Chuck Powell Professorship, 314
 UNF:Dr. George Haddix Chair in Math, 314
 UNF:Dr. George&Sally Haddix Chair STEM, 313
 UNF:Dreamers Pathway Comm Coordinator, 330
 UNF:Durham Distinguished Professors Fund, 313
 UNF:Edwin Clark Prof-Fine Arts, 313
 UNF:FirsTier Visiting Professorship IS&T, 314
 UNF:Goldstein Comm Chair in Human Rights, 314
 UNF:Haddix Comm Chair Physical Science, 314
 UNF:Haddix Community Chair In Science, 314
 UNF:Hollie Bethel Professor of Education, 313
 UNF:J Becker Cba Deanship, 328
 UNF:James Earl Professorship Of Math, 313
 UNF:James R. Schumacher Trust Fund, 313
 UNF:Jim & Shirley Young Mentor Program, 328
 UNF:John Langan Professorship Early Chil, 314
 UNF:John Lucas Professorship-Bus Admin, 313
 UNF:John Morgan Chair Inn,Entre&Franch, 314
 UNF:John Morgan Fund, 315
 UNF:Julie Hefflinger Professorship Couns, 314
 UNF:Koraleski CBA Professorship Coll Sci, 314
 UNF:KVNO Public Radio Future Fund, 320
 UNF:L&F Blumkin Professorship Holocaust, 314
 UNF:L&S Goldstein Center in Human Rights, 317
 UNF:Lee & Willa Seemann Dist Dean Is&T, 321
 UNF:Leo Missinne Professor Gerontology, 314
 UNF:Lois Roskens College of Ed Deanship, 322
 UNF:Margaret Killian Diamond Prof-Educ, 313
 UNF:Marguerite Scribante Professorship, 313
 UNF:Martin Prof of History, 317
 UNF:Martin Prof of West American History, 317

UNF:Maury and Nancy Lipton Fund, 313
 UNF:Mutual Of Omaha Dist Chair Ist&E, 321
 UNF:N&H Schwalb Center for Israel&Jewish, 317
 UNF:Noddle Distnd Prof Management, 318
 UNF:OLLAS Community Engagement Programmi, 317
 UNF:Paul Kennedy Prof-Education, 313
 UNF:Peter Kiewit MOEC Operating&Capacity, 322
 UNF:PKF Omaha STEM Ecosystem, 322
 UNF:Ralph Wardle Prof-Arts & Sciences, 313
 UNF:Regents Professorships, 313
 UNF:Robert Ackerman Fellow of Community, 313
 UNF:Robert Reilly Prof-Communications, 313
 UNF:S&F Khan Professorship of Biology, 314
 UNF:Service Learning Academy Fund, 325
 UNF:Sherwood Fdn for MOEC Operations, 322
 UNF:Sherwood Foundation for UNO OLLAS, 317
 UNF:Teacher-Researcher Partnership 18-21, 317
 UNF:Teachers Scholars Academy Fund, 322
 UNF:Terry Haney Chair of Gerontology, 313
 UNF:Terry Haney Fund for Gerontology, 315
 UNF:Union Pacific Chair of IS&T, 313
 UNF:Union Pacific Prof Of Acctg, 318
 UNF:UNO iSTEM Programs Coordinator, 321
 UNF:Varner Professorship, 313
 UNF:Vetter Foundation for Gerontology, 315
 UNF>Weitz Fellow Service Learning Acad, 325
 UNF:William Hockett Professorship-Acctg, 313
 UNF:Wy & Gt Lindley Fund, 318
 UNF:Yvette Kinney Creative Nonfiction, 317
 United Food & Commer, 298
 Univ Comm for the Advncmnt of Teaching, 324
 Univ Press Acquisition (AQ), 209–210
 Univ Press-Production (PR), 209–210
 Univ Press-Sales (SL), 209
 Univ Tuition Assist Grants, 217
 University Bookstore, 273, 331
 University Centers for Excellence in Dev, 299
 University Communications, 332, 347
 University Communications & Marketing, 347
 University Newspaper, 342
 University of Wyoming Tuition Support, 257
 University Television, 218
 UNK Academic Technologies, 355
 UNK Applications & Development, 355

- UNK Computer Sales, 356
 UNK Grant, 340
 UNK Online - Academic Year, 340
 UNK Police, 346
 UNK String Project, 343
 UNK User Services, 355
 UNK: NDOR/FTA Rural Transit 22-24 6/24, 315
 UNL Acad Tech GP Maint, 355
 UNL Academic Technologies, 355
 UNL Applications & Development, 355–356
 UNL Desktop Support, 355
 UNL Digital Learning Center, 355
 UNL SIS Application & Development, 355
 UNL: NDHHS R6 PFS OCC 08/22, 330
 UNMC and NMC Parking Operations, 273
 UNMC Engineered Pediatric Valve, 207
 UNMC High School Alliance General Fund, 274
 UNMC Image Campaign, 274
 UNMC Online Admin, 252
 UNMC Safety, 266
 UNMC Special Budget Reduction, 267
 UNMC Wide Computing, 272
 UNO Academic Technologies, 355
 UNO Applications & Development, 355
 UNO Pakistan TEA Program 12/22, 326
 UNO Pow Wow, 329
 UNO User Services, 355–356
 UNO-UNMC MMI OWW ABA, 306
 Unrestrictive Reserve, 293
 UO Organizational Development, 220
 UPR Activators for Cancer Therapy, 262
 Urine and serum biomarkers for early dia, 278
 Urology Fellowship, 292
 Urology Mission Support, 292
 US ED 19-20 IT Upward Bound M/S, 222
 US ED 2019-20 IT Talent Search Prg, 222
 US ED 2019-20 IT Upward Bound, 222
 US ED 2019-20 SSS TRIO- IT, 222
 US ED Art TEAMS: Nurturing Educators Who, 214
 US ED Coaching in Early Intervention (CE), 214
 US ED Early Learning Network Lead, 214
 US ED ELC in Rural & Urban NE, 214
 US ED ETS Admin 2021-2022, 222
 US ED ETS Admin 2022-2023, 222
 US ED IES Initial Efficacy of Virtual Pr, 214
 US ED INSIGHTS, 214
 US ED Lincoln Upward Bound 2022-2023, 222
 US ED MPUP-IP, 214
 US ED SSS Trio Admin 2020-2021, 222
 US ED SSS Trio Admin 2022-2023, 222
 US ED Upward Bound M/S 2022-2023, 222
 US EDUC Indigenous Roots, 214
 USDA ARS Genomic Resources for Tropical, 239
 USDA ARS W Corn Belt Intens, 239
 USDA BRAG VIP3A Western Bean Cutworm, 239
 USDA Conservation Outcomes in Great Plai, 239
 USDA Expanding Turfgrass Genetic Resourc, 239
 USDA Fusarium Head Blight in Wheat, 239
 USDA NCRS NFRP, 246
 USDA NIFA Improving Drinking Groundwater, 245
 USDA NRCS CIG Water Conservation Technol, 245
 USDA NRCS Urban Soil Health Initiative, 239
 USDA OCE Support US Drought Monitor, 239
 USDA RD Expand Nebraska Coop Reach 2023, 245
 USDA RD Expand Nebraska Cooperative Reac, 245
 USDA Soil Health with Biochar, 239
 USDA Soil Response to Ag Intensification, 239
 USDA U.S. Meat Animal Research Center, 239
 Use of radioprotector in rect - Deegan, 277
 USGS FY2022 Statemap, 239
 UTHSC Role of Executive Control, 210
 Utilities, 247, 251, 269, 311, 327, 341–342
 Utilities Systems, 341–342
 Utility Operations, 220
- V**
- V C For Business & Finance, 223
 V J Skutt Distinguished Prof - Rejda, 203
 VA IPA Carlos Hunter 2021-2026, 284
 VA IPA Punyasha Roul 2021-2026, 284
 Validation of Genomic Immune-phenotyping, 285
 Van Brunt Visitor's Center, 221
 Van Etten Foundation Funds, 240
 Van Schooneveld Dev Fund, 279
 Varner Professorship Fund, 253
 Varner Professorship-Burnett, 202
 VC Academic Affairs, 197, 336
 VC Business/Finance, 345
 VCAA - eLearning, 257
 VCAA DESIGN THINK CA, 253
 VCAA-Equity Office, 252
 VCAA-Faculty Development, 252
 VCAA-NCA Accreditation, 252
 VCBF Misc Renovation, 341
 VCR Communications F&A, 209
 VCR Corporate & Foundation Relations F&A, 209
 VCR Rsch Finance F&A, 209
 VCR: Research Info Systems F&A, 209
 Vesicular Transport Mechanisms in Centro, 276
 Veterinary Medicine, 231, 234
 Vice Chan For Research F&A, 209
 Vice Chan For Research Support Serv, 208
 Vice Chancellor Bus / Fin, 271
 Vice Chancellor for Academic Affairs, 252
 Vice Chancellor for Academic ITS, 268
 Vice Chancellor for Business & Finance, 331
 Vice Chancellor for External Affairs, 270
 Vice Chancellor for Student Affairs, 221–222
 Vice Chancellor-Academic Services, 252
 Vice Chancellor-Faculty Governance, 270
 Vice President & General Counsel, 351
 Vice President for Business & Finance, 351
 Video Production, 333
 Village-Facilities, 227
 Vine Street Apts-Facilities, 227
 Vision Maker Media, 226
 Viswanathan DEM Start-up, 287
 VMED-ISU Contract Costs, 231
 Voelte/Keegan Othmer Chair Stipend, 207
 Volleyball, 228, 334, 348
 Volunteer and Civic Engagement Programs, 324
 VSIP Funding Pool, 196
- W**
- W.W. Marshall Professorship #2-Kumar, 204
 Walker Art Gallery, 341
 WAPOR Ranae Reis, 226
 Warren & Agnes Ritchie Endowed Profess, 263
 Warren Wise Professorship, 212
 Waste Management, 220
 Water for Food Institute, 249
 Water, Climate & Health Program, 297
 WCRec-Extension Educators, 241
 Web App Security, 355
 Web Application & Support, 355

Weeth Professor of Dental Research Fund, 256
Wellness Initiatives, 271
Welpton Regents Professorship, 211
Wes Meierhenry Professorship Stipend, 215
West Center Computer Lab, 336
West Central Center, 234, 237, 241, 244
West Central Center Gudmunds Rsch Center, 234,
237
West Central Rsch, 234
WFI - Research Program Management, 249
WFI Daugherty Water for Food Institute, 249
WFI Education & Outreach, 249
WFI Scientific & Policy Research, 249
Whole-of-Community Systems Intervention, 295
William F Fawcett Fund, 240
William H Thompson Scholars, 197
Wilmer and Sally Hergenrader Chair of ME, 208
Wireless, 220
WISC UNIV Efficacy Study CBC in Elementa, 215
Wisc Univ Magnetic Field Ctrl Ionic Bond, 201
WISCONSIN DHHS - DCF Parents Renewal 2, 201
Wm Angle Chr. Cardiology, 280
Wm Bruce Professorship-Ashley Wysong, 280
Women & Gender Studies, 316
Women's Athletics - Basketball, 334
Women's Athletics - Cross Country/Track, 334
Women's Athletics - GIA, 334
Women's Athletics - Golf, 334
Women's Athletics - Soccer, 334
Women's Athletics - Softball, 334
Women's Athletics - Swimming, 334
Women's Athletics - Tennis, 334
Women's Athletics - Volleyball, 334
Women's Studies, 199, 339
Women's Studies - WS, 199
Womens Cntr Advncmnt, 298
Woods Stamp Fund, 219
Work order: Bile Acids in DILL, 265
Work Order: Phase Ib study of the safety, 285
Worker'S Comp Claims & Insurance, 274
Workers Compensation, 225, 347, 351
Workers' Compensation, 324-325, 327, 329, 331
Workstudy Matching Control, 217
World Affairs Conference, 336
Wrestling, 228, 348

Writers Workshop, 319
Writers Workshop - Student Activities, 319
Writing Cntr Assoc Director Benefits Dis, 198
WRRRI POE-BSE Extension, 241
WRRRI POE-BSE Teaching, 231

Y

Yanney Chair Stipend-Beghin, 239
Yeutter Institute, 203, 211, 249
Yeutter Institute Director Stipend, 249
Yeutter Law Chair Program Support, 212
Yeutter Law Chair Stipend-Schaefer, 212
Yoo Pilot, 262

Z

ZEUS - Effects of ziltivekimab versus pl, 284
Zhao SiWei Start-up, 258
Zhong Startup, 279